

Pumphrey/Brooklyn Park

Enough Act Leadership Team Meeting

2/25/2025



Agenda

- Welcome
- Group Norms
- Data Review
- How to Facilitate an Outside Audience
- Bonus: Connecting with Mom Wards since going viral?

Group Norms

Group Norms are the rules that guide how group members act and behave. Group members agree on those rules in advance and use the rules especially when there are opposing opinions. A good example is:

Don't interrupt when another group member is making a point

What's Driving Brooklyn Park Eligibility

Census Tract 750201 (Pumphrey) Overall County Data Comparison		
	Census Tract 750201 (Pumphrey)	Anne Arundel
Children (Under 18) in Poverty	40.1%	7.1%
Overall Poverty	22.7%	5.6%
Percent with less than a high school diploma	6.5%	6.6%
Median income	\$65,279	\$103,255
Source: U.S. Census Bureau, 2022		

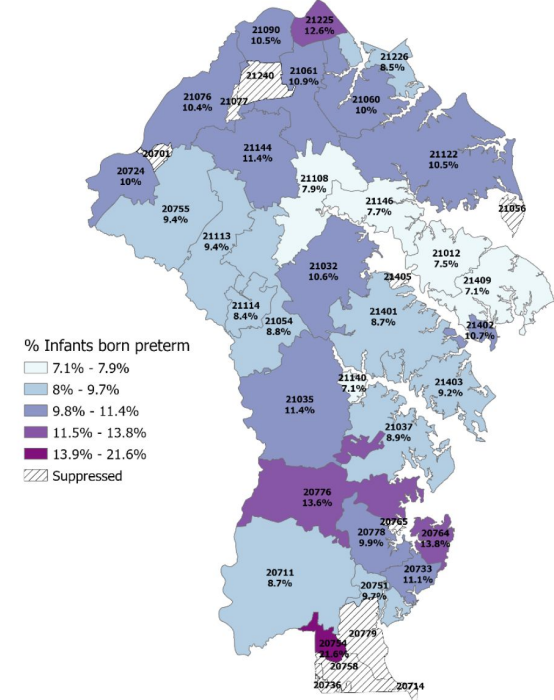
FARMS Students by School	
School	Percent
Belle Grove	88.9%
Brooklyn Park Elementary	79.8%
Park	87.4%
Brooklyn Park Middle	70.8%
Source: Maryland Report Card, 2024	

Brooklyn Park Data

- The median income for the area is \$49,171, under half of the county average median income of \$103,255 (US Census American Community Survey, 2022).
- Poverty rate is 25.1 percent; five times the poverty rate of Anne Arundel County.
- Child poverty is 35 percent. (US Census American Community Survey, 2022).
- Brooklyn Park has at least six rising socio-economic indicators of need:

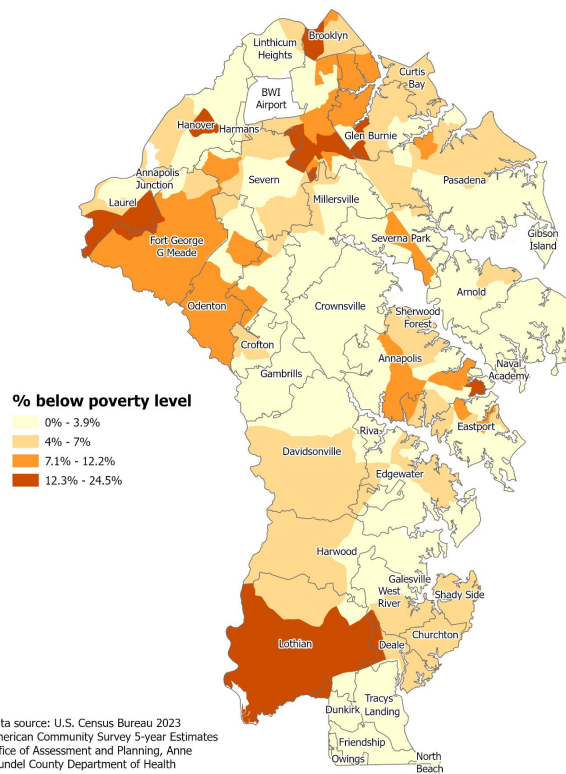
- ✓ Percent of families living at or below poverty
- ✓ Percent of the population without a high school diploma
- ✓ Percent of households receiving food stamps (SNAP)
- ✓ Emergency department visit rate
- ✓ Percent of low income households
- ✓ Percent of low income housing
- ✓ Percent of low birth weight infants
- ✓ Preventable hospitalization rate
- ✓ Disproportionately African American
- ✓ Preterm births

Infants born preterm by ZIP code, percentage of live births, Anne Arundel County, 2016-2020

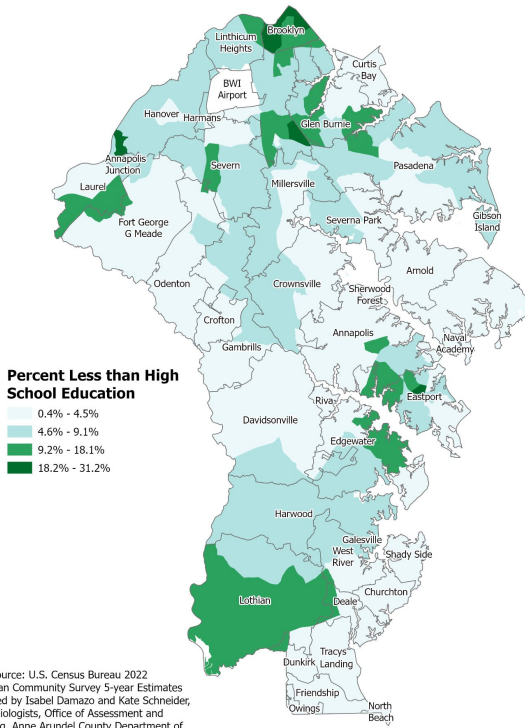


The Partnership is already tracking geographic social drivers through our Communities of Hope

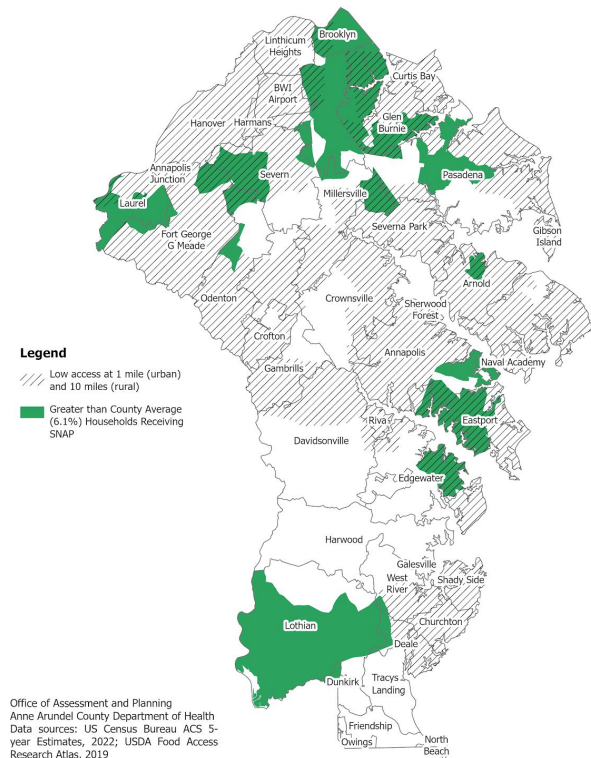
Percent of Population with Income Below Poverty Level,
Anne Arundel County, 2023



Percent of Population with Less than High School Education,
25 Years and Older, Anne Arundel County, 2022



Households Receiving SNAP (2022) and Access to Food (2019),
Anne Arundel County



More Data

Total Opioid Overdoses by Top 10 Incident ZIP Code, Anne Arundel

Incident ZIP Code	Non-Fatal Opioid Overdoses		Fatal Opioid Overdoses		All Opioid Overdoses	
	Frequency	%	Frequency	%	Frequency	%
Glen Burnie (21061)	101	17.8%	24	18.8%	125	17.9%
Annapolis (21401)	76	13.4%	9	7.0%	85	12.2%
Pasadena (21122)	72	12.7%	11	8.6%	83	11.9%
Glen Burnie (21060)	61	10.7%	18	14.1%	79	11.3%
Brooklyn Park (21225)	55	9.7%	10	7.8%	65	9.3%
Annapolis (21403)	39	6.9%	9	7.0%	48	6.9%
Linthicum (21090)	28	4.9%	8	6.3%	36	5.2%
Severn (21144)	17	3.0%	3	2.3%	20	2.9%
Hanover (21076)	13	2.3%	3	2.3%	16	2.3%
Edgewater (21037)	15	2.6%	0	0.0%	15	2.2%

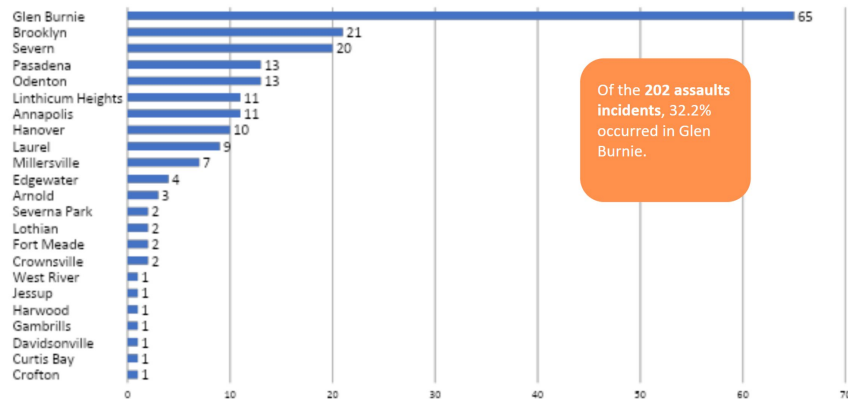
Source: Anne Arundel County and Annapolis City Police Departments

FARMS Percentage for Brooklyn Park Schools 2023-2024 School Year

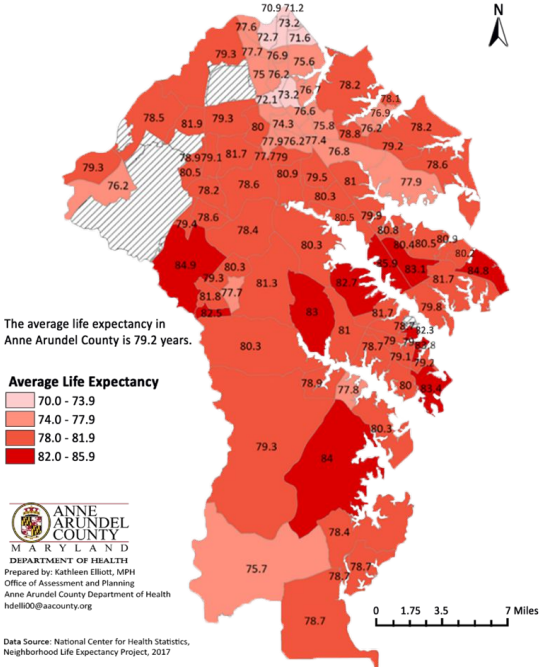
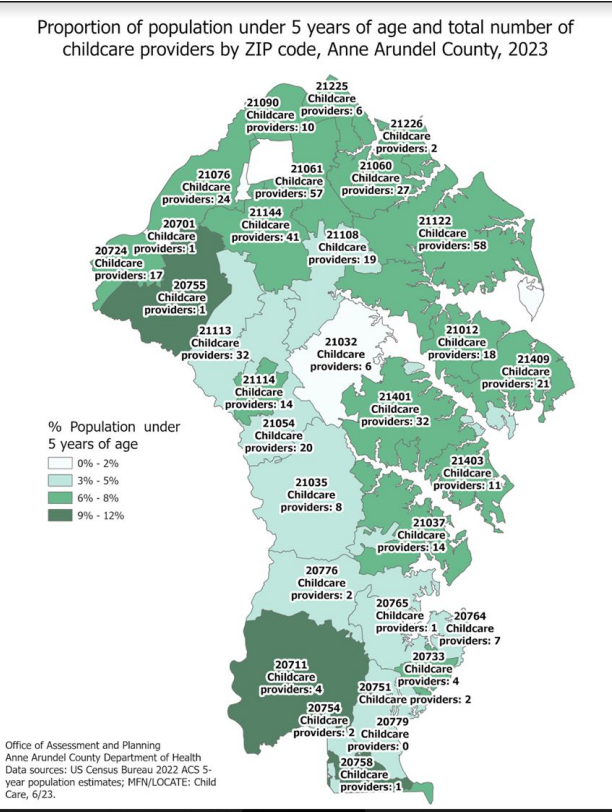
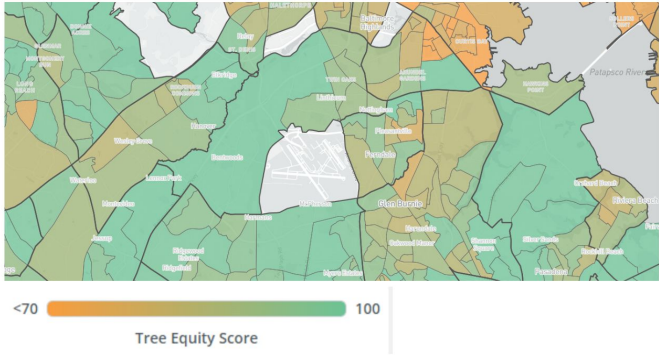
Belle Grove Elementary	88.9%
Park Elementary	87.4%
Brooklyn Park Elementary	79.8%
Brooklyn Park Middle	70.8%
North County High	65%

Source: Maryland Report Card, 2024

Gun Violence Assault Incidents by City of Occurrence, Anne Arundel County, 2022, Reported by AACPD



More Quantitative Data



Households with No Vehicles by Zip Code 2022

ZIP Code	Households	% No vehicle available
21225	12,760	21.7%
21226	2,518	11.5%
21061	22,070	8.6%
21401	17,881	7.0%
20701	347	6.3%
21054	5,258	5.9%
21060	15,408	5.6%
20716	8,794	5.1%
Anne Arundel	226,503	3.9%

American Community Survey 5-year Estimates

Community Voices and Needs Expressed

Heard From the Community

- Improve sidewalk maintenance, including crumbled, narrow sidewalks and worn crosswalk paint.
- Build a trail connection to schools.
- Provide more bus options to neighborhood schools.
- Improve overall conditions for walking, biking, and taking the bus to school. Residents feel driving is the only safe option.
- Increase the amount of crossing guards.

Brooklyn Park Residents Voice Their Needs	
Creating & Connecting Neighborhood	Commerce
Bike/Walking Paths Sidewalks Accessibility of alleyways Street lights Street cleaners Repaving of roads Fix the dividing line of Ritchie Highway Clean up contaminated areas Benches Trees and plantings Lack of back-up generators Welcome sign Greenway attached to B&A trail to North of BWI and attached to Garrett Park New name/welcome sign – rebrand the community	Build more homes to bring people in to the neighborhood Shopping, especially to the South Workforce development location Coffee shop! More grocery stores Encourage chain restaurants Shopping areas to the South (or a walkable pathway to Best Buy shopping center) Banks Playgrounds
Recreation for Adults and Youth	Transportation
Things for Children and Youth to do Bike/Walking Paths Greenway attached to B&A trail to North of BWI and attached to Garrett Park Community pool (low cost) Gym/community center YMCA Community garden Bike trails connected to Glenn Burnie Playgrounds Benches	Bike/Walking Paths Sidewalks Enhanced transportation (circulator) Public bus system Greenway attached to B&A trail to North of BWI and attached to Garrett Park Repave roads Bike trails connected to Glenn Burnie Pedestrian Bridge over Ritchie Highway
Public Safety	Services
Budget Plaza motel, Ritchie Highway Small pockets of crime/panhandling More residential programs with police and fire departments No back-up generators in some centers Better access for utility services (some alleyways lack access) Aging townhouses on East side of Ritchie (private landlords don't take care of the properties) Clean up contaminated areas Backed up storm drains Police should focus on prevention	First time home-buyers program Assisted living center Trade schools Primary Care (2 offices for BWMC) Bigger, better library with more meeting space Child care providers (vouchers issue for BC) Mental health facility and cap number of half way houses and substance abuse facilities More services for senior citizens Re-entry programs Environmental science programs Family health center Veterans services

Key Themes from Community of Hope Meetings, 2024

Brooklyn Park	West County	South County	Annapolis
Priorities <ul style="list-style-type: none"> • Food access/ food insecurity • Childcare • Transportation • Multi-lingual services Existing Services <ul style="list-style-type: none"> • Supporting community schools • Mobile Services • Library programming Community Engagement <ul style="list-style-type: none"> • Connect with Spanish-speaking/Latinx community • Engaging families in the summer and other times when programming is limited • Resident engagement in CoH meetings 	Priorities <ul style="list-style-type: none"> • Food deserts • Outreach to parents • Programming for youth including mental health resources • Spanish speaking services Existing Services <ul style="list-style-type: none"> • Housing stability • Enhancing food efforts • Utilize the Severn Center Community Engagement <ul style="list-style-type: none"> • Community meet-ups • Collaboration among existing efforts • Transportation 	Priorities <ul style="list-style-type: none"> • Outdoor spaces • Resources in multiple languages -more than just Spanish • Transportation Existing Services <ul style="list-style-type: none"> • Communication efforts <ul style="list-style-type: none"> • Communication between partners to coordinate services to best meet the needs of families • Communicating with community members • Identify and develop community leaders • Expand partnerships with social workers to reach different parts of the community (i.e., mobile homes) Community Engagement <ul style="list-style-type: none"> • Community boards in local businesses • Engage with new Latino market • Faith-based community partners - Hispanic churches and faith leaders 	Priorities <ul style="list-style-type: none"> • Youth services <ul style="list-style-type: none"> • Free and accessible spaces for youth • Socio-emotional supports for youth • Trauma recovery for youth • Violence interruption • Transportation • Homeless services Existing Services <ul style="list-style-type: none"> • Seeds 4 success, • Pastor Sheryl in Robinwood • Hood2Good • GVIT through the Health Dept. Community Engagement <ul style="list-style-type: none"> • Youth voice at CoH meetings • Resource fairs/events

Cross-Cutting Themes

- Transportation
- Food Access
- Increased communication/coordination of existing services
- Community engagement at CoH meetings
- Services for youth -mental health, recreation, violence interruption

Brooklyn Park

Cradle to Career Education: Ensuring smooth transitions to and through Kindergarten, middle and high school to college or a career (from birth to career)

Child poverty at 35 percent, childcare desert, preterm births, Percent of the population without a high school diploma increasing, lack of summer programming, increasing chronic absence in schools, free and reduced lunch 80-90 percent

Healthy Families: Access to high quality health care; decrease infant mortality, increase life expectancy and improve behavioral health

Food desert, Low life expectancy, lack of primary care, high infant mortality, high preventable hospitalization rate, high emergency department visit rate, higher substance use rate, few outdoor spaces

Economically Secure Families: Higher employment, entrepreneurship, livable and family sustainable wages

Median income for the zip code is \$49,171, (less than half the county average). Few businesses paying a livable wage. Career center is in Linthicum and not accessible by public transportation

Safe and Thriving Communities: High quality affordable housing, a thriving commercial core, access to recreational spaces, nutritious food and transportation

Substandard overcrowded housing in parts, inequitable tree canopy, and poor air and water, FARMS rate ranges from 70-88 percent, abandoned retail spaces, no grocery store, area of the county with least access to cars. High rate of gun violence.