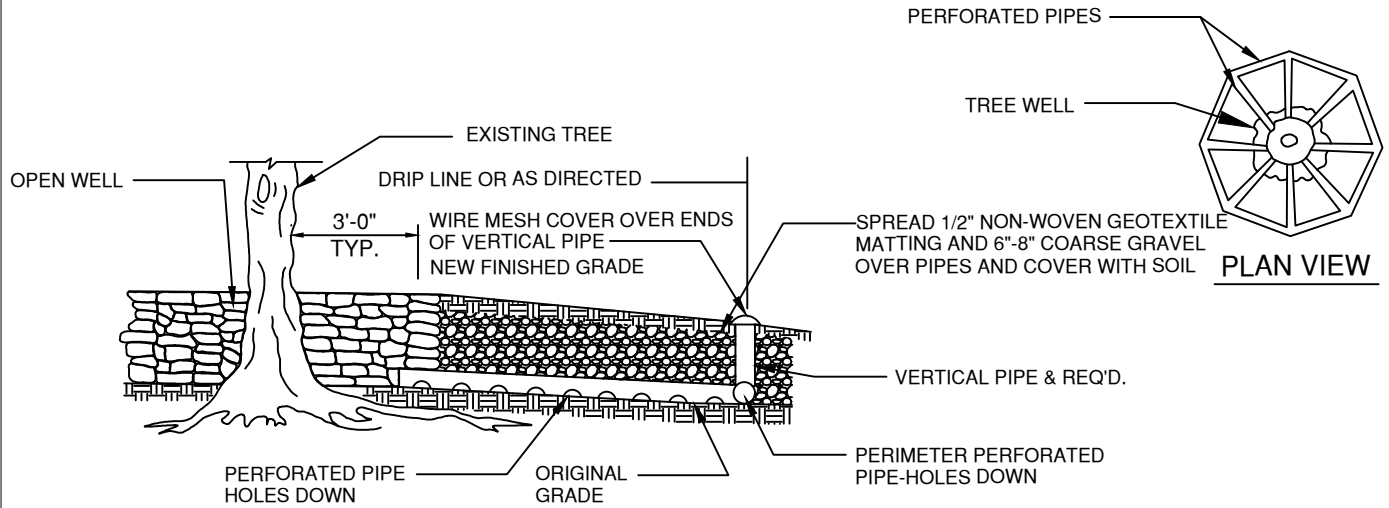


SECTION X
LANDSCAPING

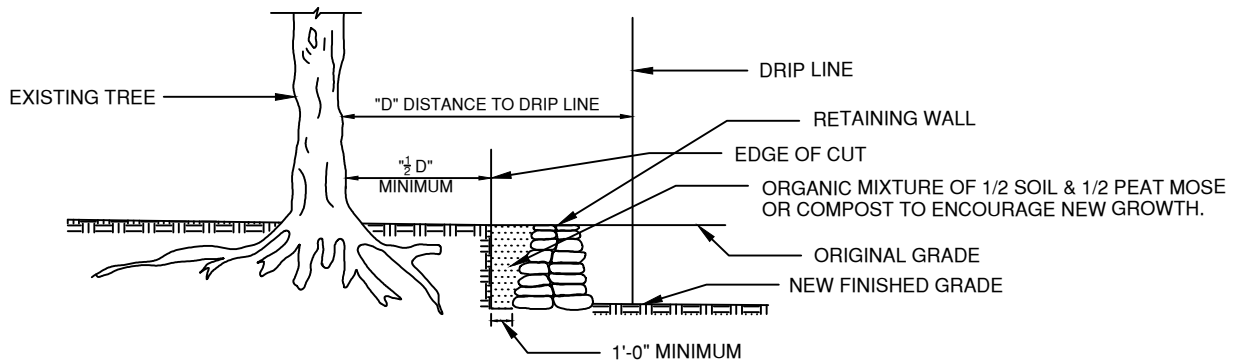
TABLE OF CONTENTS**LANDSCAPING**

<u>No.</u>	<u>Title</u>
L-1	Tree Protection Details
L-2	Tree Protection Details
L-3	Lightning Protection For Trees
L-4	Tree Wells
L-5	Wrapping Tree And Grading Tree On Slope
L-6	Staking Deciduous Trees Under 4" Caliper & Evergreens Under 12' Transplanted By Machines
L-7	Staking 3" – 4" Deciduous Trees & 10' – 12' Evergreen Trees
L-8	Staking Minor & Evergreen Trees To 10' Height
L-9	Staking 1 1/4" – 3" Trees
L-10	Fastener For Tree Staking
L-11	Guying Trees Over 4" Caliper Transplanted By Machine
L-12	Not Used
L-13	Pruning Patterns
L-14	Not Used
L-15	Soil Shoulders For Shrub Beds Planted On Slopes



PERMANENT TREE PROTECTION DETAIL (TREE WELL)

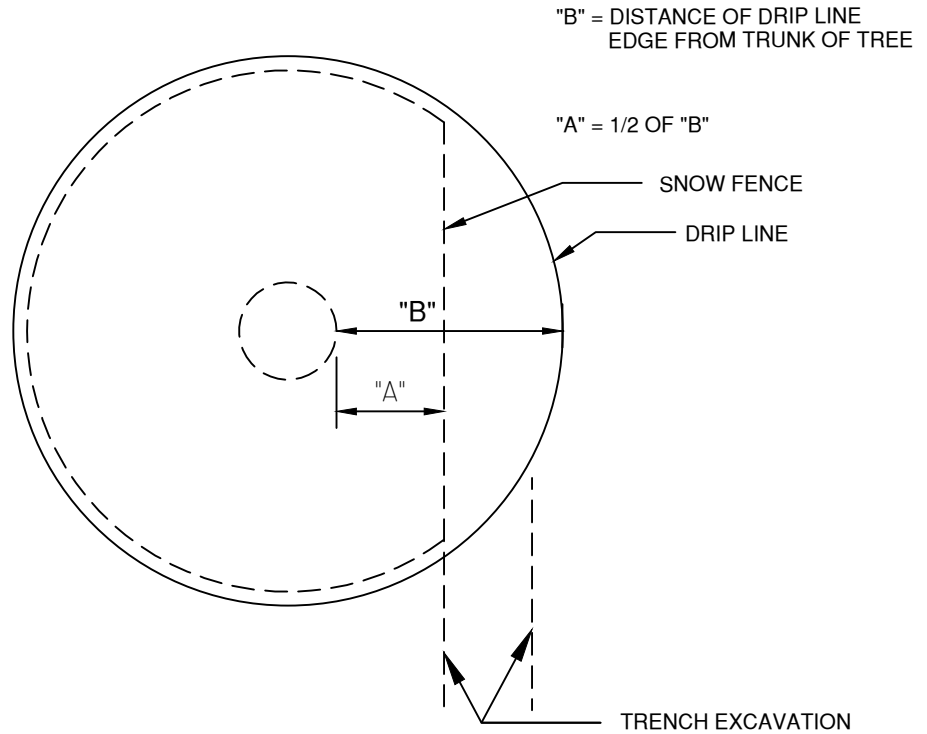
(WHEN FINISHED GRADE IS 1'-0" OR MORE ABOVE EXISTING GRADE)
 NOTE: WELL TO BE CONSTRUCTED OF STONE OR BRICK (ALL HEADERS). BRICK USED, VERTICAL JOINTS TO BE LEFT OPEN FOR DRAINAGE 1/2" MAXIMUM INSIDE FACE OF WALL.



PERMANENT TREE PROTECTION DETAIL (GROUND LOWERING)

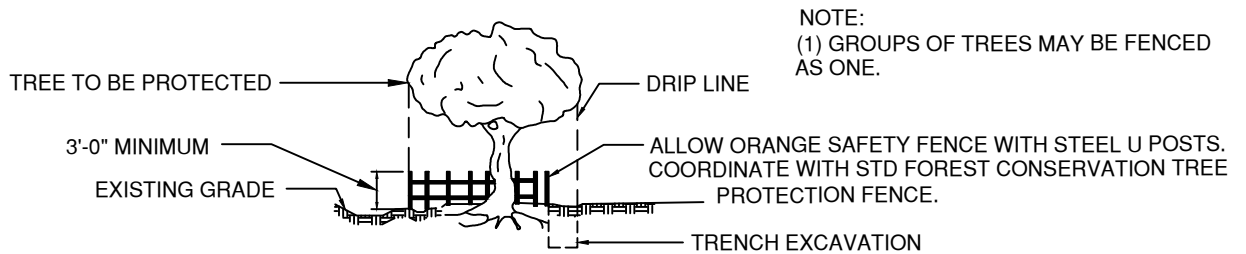
(WHEN FINISHED GRADE IS GREATER THAN 6" BELOW EXISTING GRADE)
 NOTE: (1) PRUNE BRANCHES OF TREE AS REQUIRED TO COMPENSATE FOR LOST ROOTS.
 (2) IF MORTAR USED IN WALL CONSTRUCTION PROVIDE 1" Ø WEEP HOLES 2'-0" c/c BASE OF WALL.

ANNE ARUNDEL COUNTY DEPARTMENT OF PUBLIC WORKS	APPROVED	STANDARD LANDSCAPING DETAILS TREE PROTECTION DETAILS	REVISED	L 1
	_____		04/2024	
	CHIEF ENGINEER		_____	
	DESIGN ENGINEER		_____	
DATE:	_____			



TEMPORARY TREE PROTECTION (PLAN)

NOTE: FENCING SHALL BE PLACED AT THE DRIP LINE OF TREES TO BE PROTECTED DURING CONSTRUCTION EXCEPT ON THE SIDE OF THE UTILITY TRENCHING. FENCING SHALL NOT BE PLACED CLOSER TO THE TREE THAN 1/2 THE TOTAL DISTANCE FROM THE TREE TO THE LIMITS OF THE TREE'S DRIP LINE. THIS MODIFICATION SHALL BE ALLOWED TO ACCOMODATE TRENCHING ONLY AND NOT TO ALLOW ADDITIONAL WORKING SPACE.

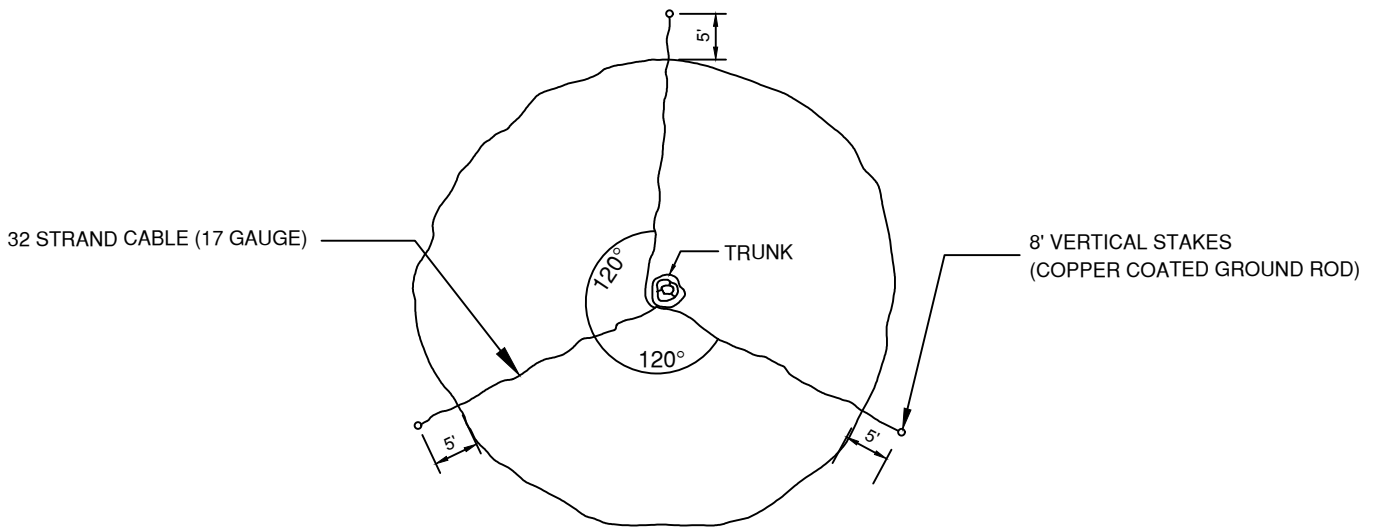


NOTE:
(1) GROUPS OF TREES MAY BE FENCED AS ONE.

TEMPORARY TREE PROTECTION DETAIL

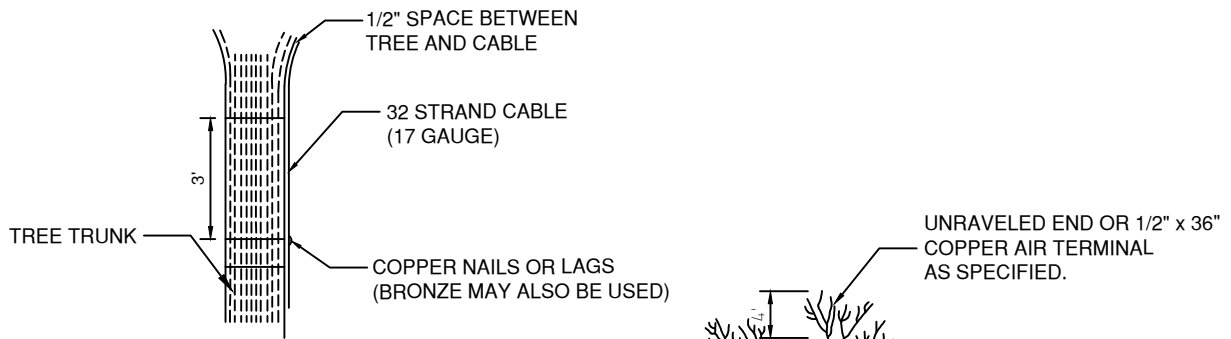
TO BE USED DURING CONSTRUCTION

ANNE ARUNDEL COUNTY DEPARTMENT OF PUBLIC WORKS	APPROVED	STANDARD LANDSCAPING DETAILS TREE PROTECTION DETAILS	REVISED	L 2
	_____		04/2024	
	CHIEF ENGINEER		_____	
	DESIGN ENGINEER		_____	
DATE:	_____			

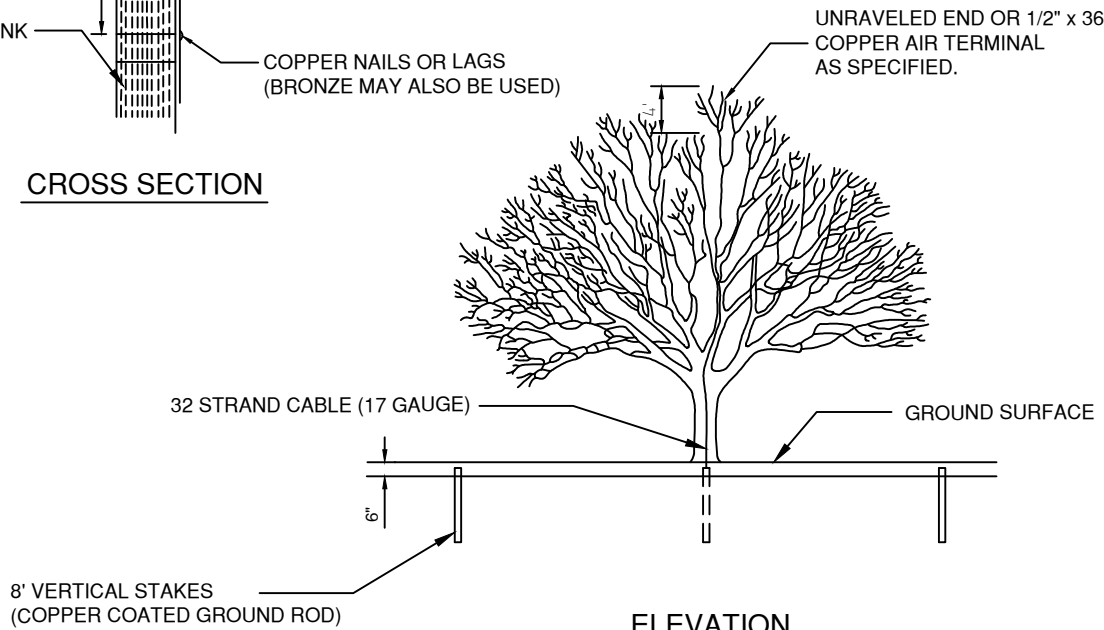


PLAN

32 STRAND CABLE INSTALLATION

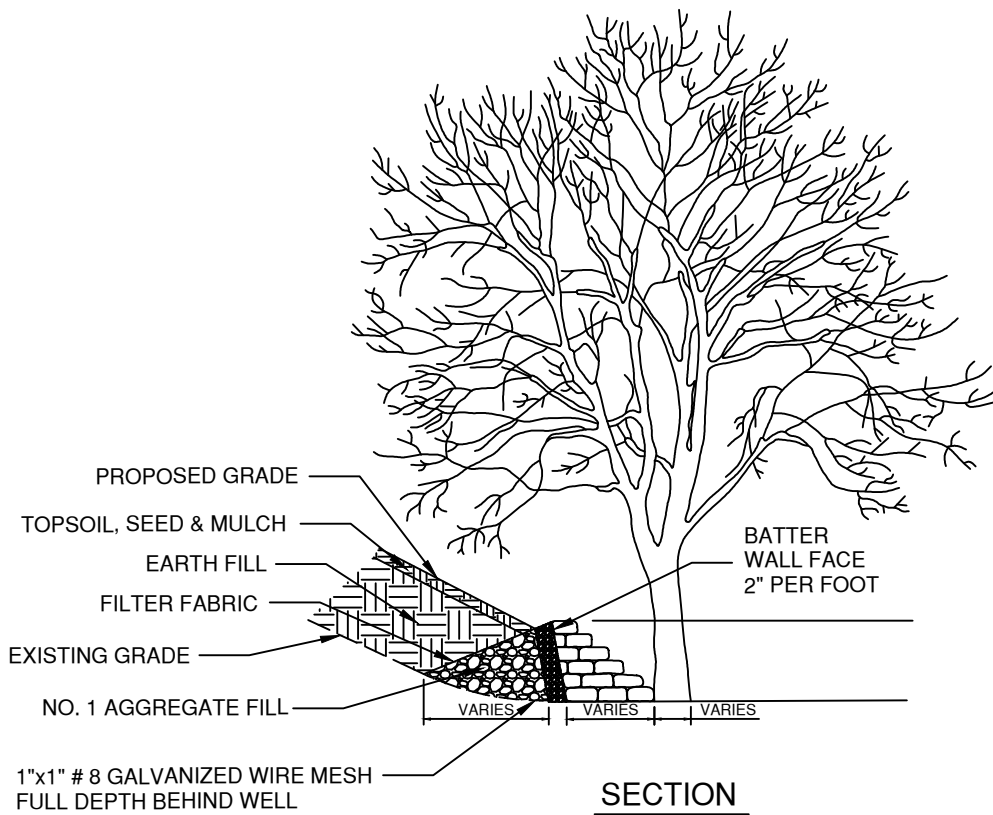
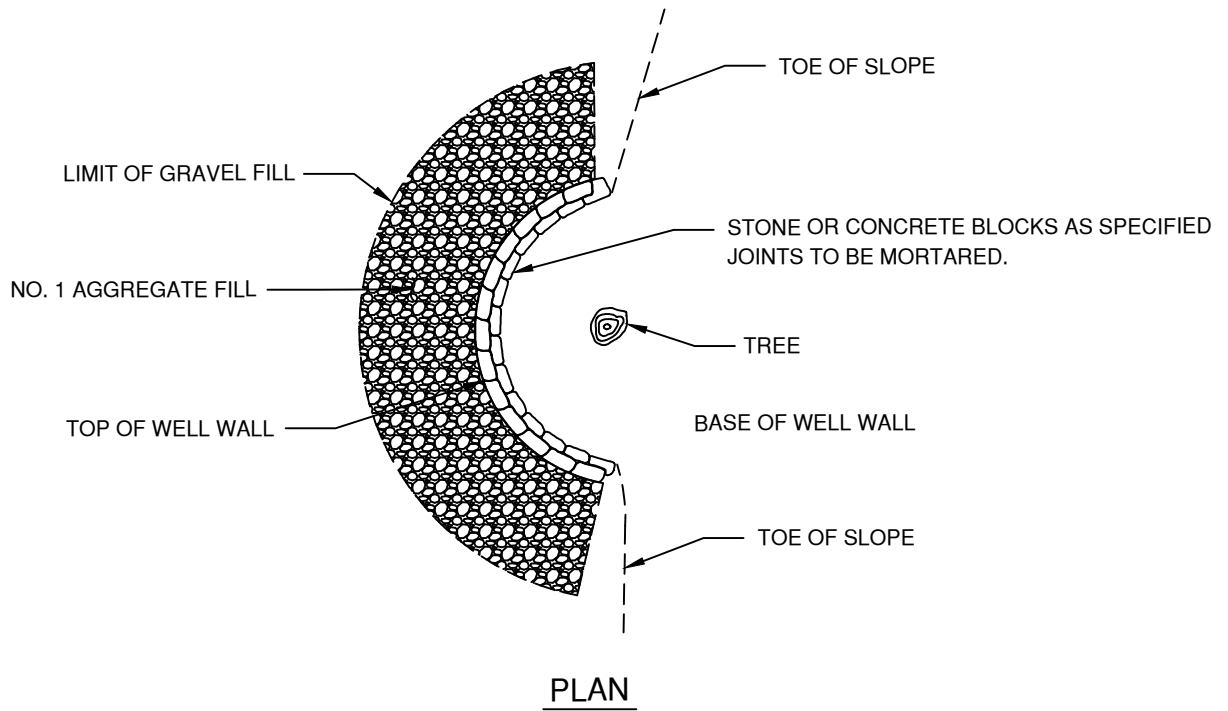


CROSS SECTION

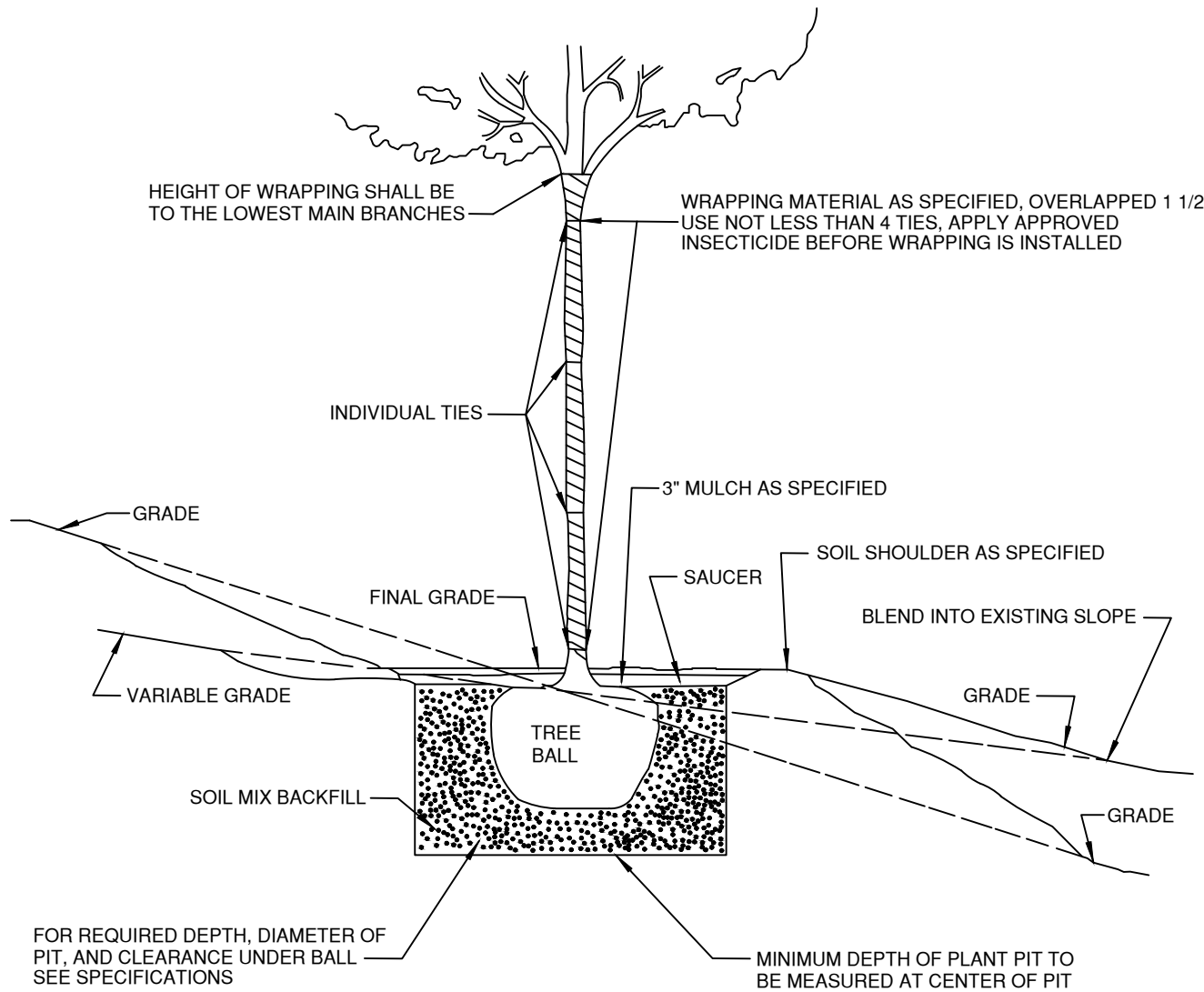


ELEVATION

ANNE ARUNDEL COUNTY DEPARTMENT OF PUBLIC WORKS	APPROVED	STANDARD LANDSCAPING DETAILS LIGHTNING PROTECTION FOR TREES	REVISED	L 3
	_____		04/2024	
	CHIEF ENGINEER		_____	
	_____		_____	
	DESIGN ENGINEER		_____	
DATE:	_____			

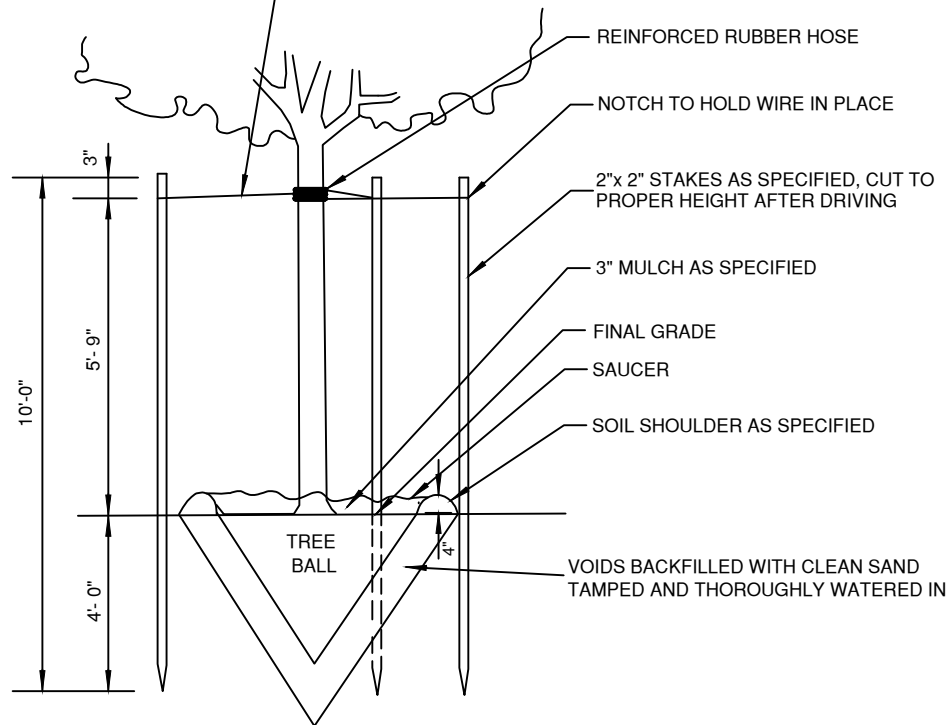


ANNE ARUNDEL COUNTY DEPARTMENT OF PUBLIC WORKS	APPROVED	STANDARD LANDSCAPING DETAILS TREE WELLS	REVISED	L 4
	_____		04/2024	
	CHIEF ENGINEER		_____	
	DESIGN ENGINEER		_____	
	DATE:			

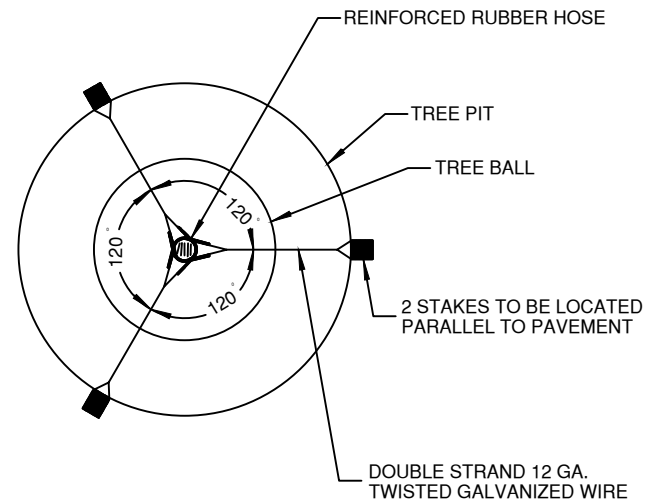


ANNE ARUNDEL COUNTY DEPARTMENT OF PUBLIC WORKS	APPROVED _____ CHIEF ENGINEER	STANDARD LANDSCAPING DETAILS WRAPPING TREE AND GRADING TREE ON SLOPE	REVISED 04/2024	$\frac{L}{5}$
	_____ DESIGN ENGINEER		_____	
	DATE:		_____	
	_____		_____	
	_____		_____	

DOUBLE STRAND 12 GA.
TWISTED GALVANIZED WIRE



SECTION



PLAN

ANNE ARUNDEL
COUNTY
DEPARTMENT OF
PUBLIC WORKS

APPROVED

CHIEF ENGINEER

DESIGN ENGINEER

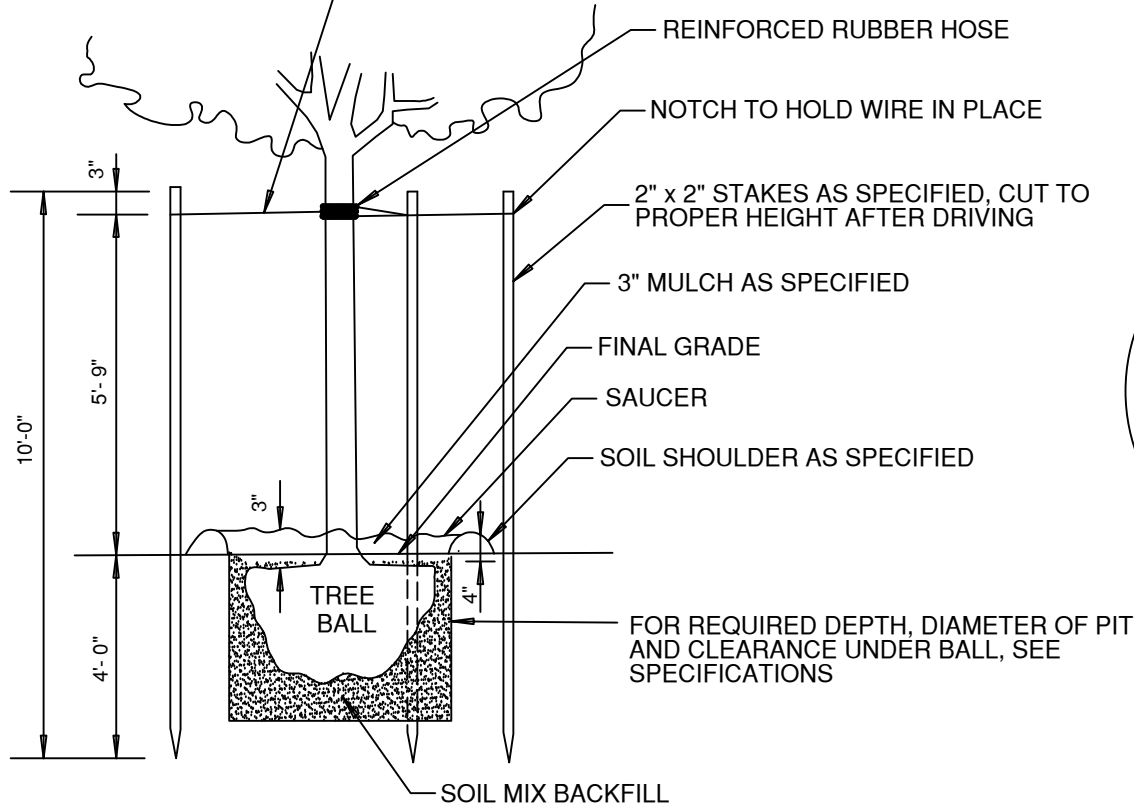
DATE:

STANDARD LANDSCAPING DETAILS
STAKING DECIDUOUS TREES UNDER
4" CALIPER & EVERGREENS UNDER
12' TRANSPLANTED BY MACHINES

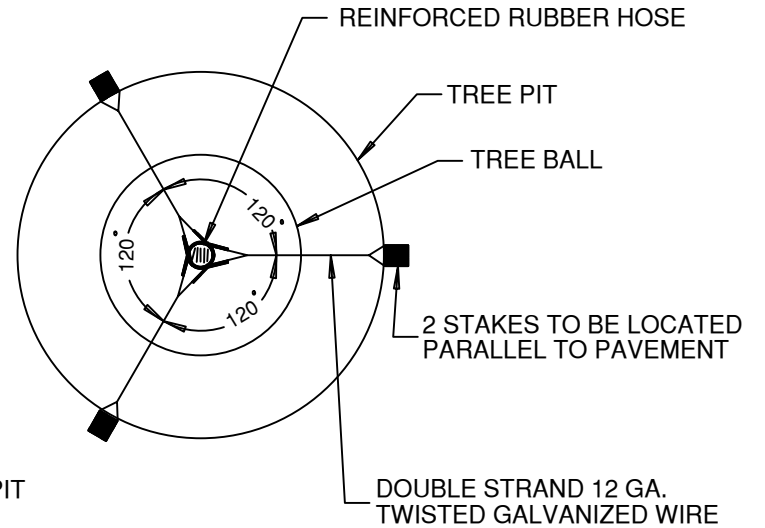
REVISED
04/2024

L
6

DOUBLE STRAND 12 GA.
TWISTED GALVANIZED WIRE



SECTION



PLAN

ANNE ARUNDEL
COUNTY
DEPARTMENT OF
PUBLIC WORKS

APPROVED

CHIEF ENGINEER

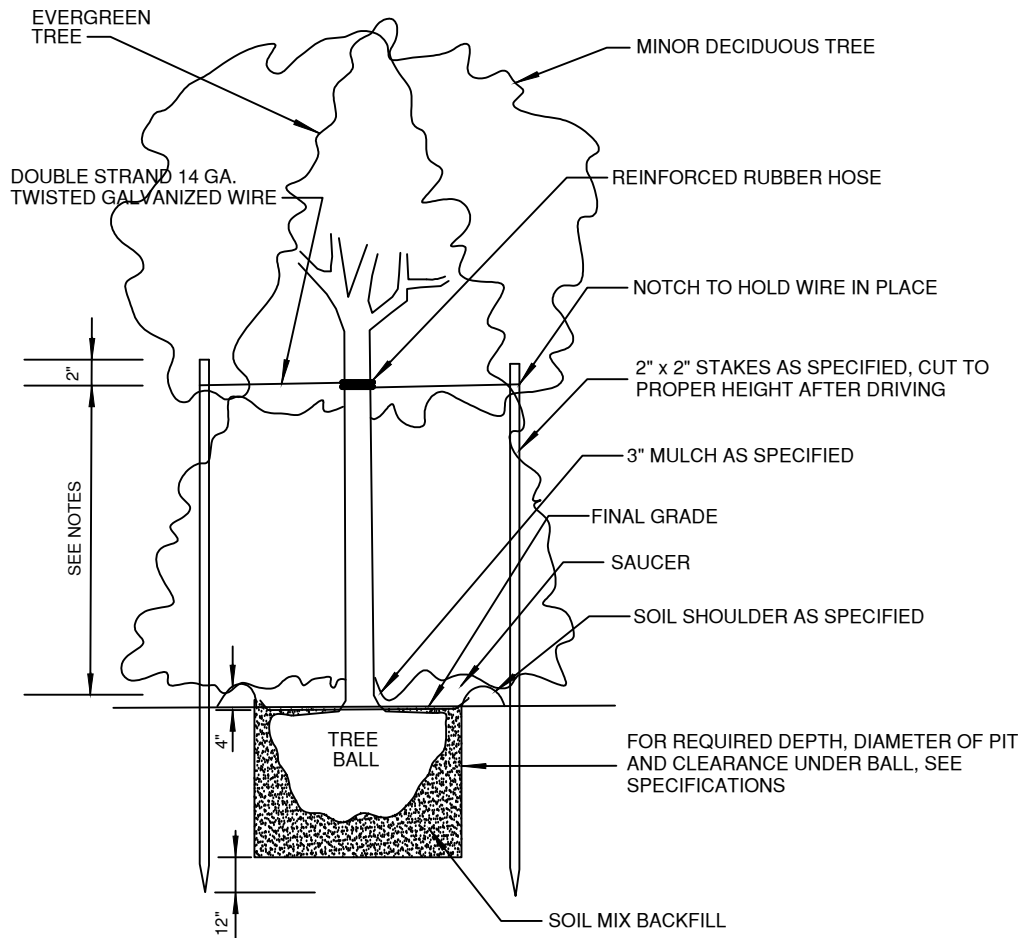
DESIGN ENGINEER

DATE:

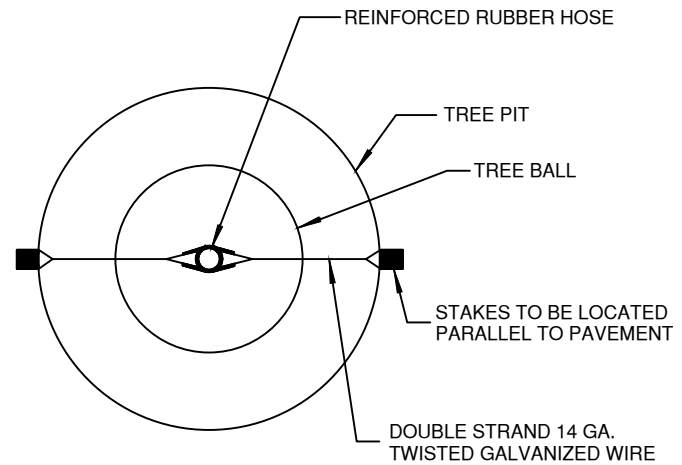
STANDARD LANDSCAPING DETAILS
STAKING 3" - 4" DECIDUOUS TREES
AND 10' - 12' EVERGREEN TREES

REVISED
04/2024

L
7



SECTION



PLAN

NOTES

1. EVERGREENS 4' - 6' HT., 2' - 3' OF STAKE ABOVE GROUND
2. DECIDUOUS TREES AND EVERGREENS 6' - 8' HT., 3' - 4' OF STAKE ABOVE GROUND.
3. DECIDUOUS TREES AND EVERGREENS 8' - 10' HT., 4' - 5' OF STAKE ABOVE GROUND.

ANNE ARUNDEL
COUNTY
DEPARTMENT OF
PUBLIC WORKS

APPROVED

CHIEF ENGINEER

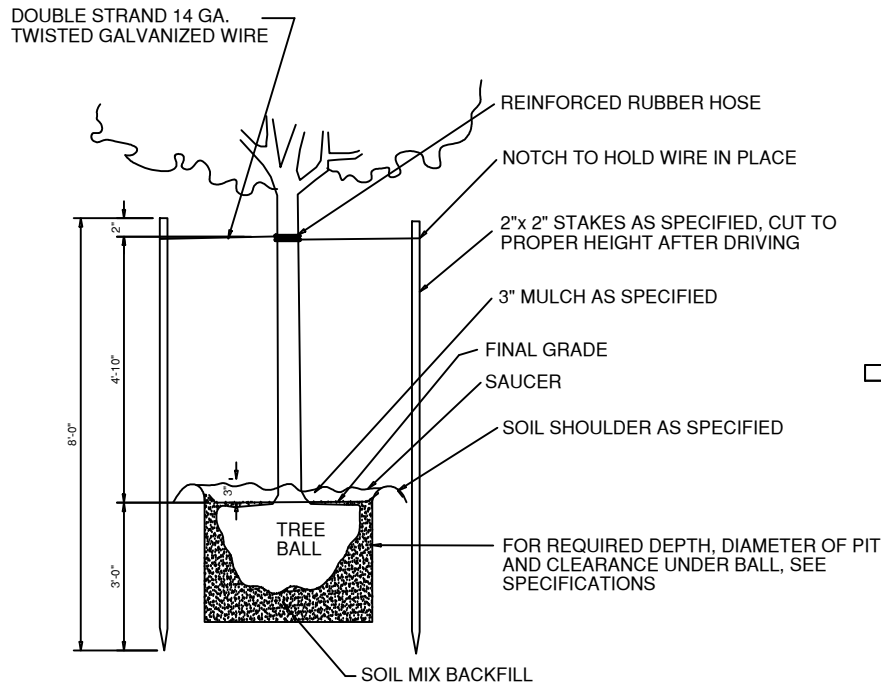
DESIGN ENGINEER

DATE:

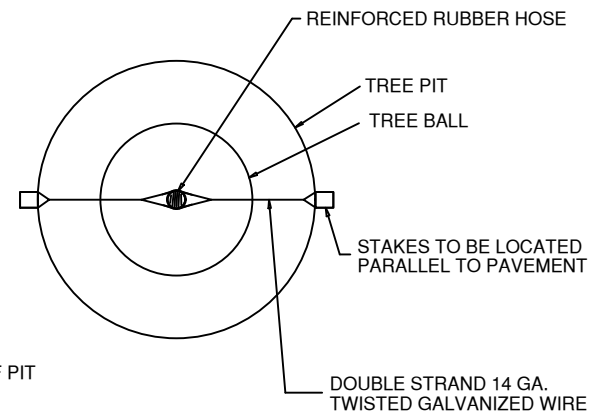
STANDARD LANDSCAPING DETAILS
STAKING MINOR & EVERGREEN TREES
TO 10' HEIGHT

REVISED
04/2024

L
8



SECTION



PLAN

ANNE ARUNDEL
COUNTY
DEPARTMENT OF
PUBLIC WORKS

APPROVED

CHIEF ENGINEER

DESIGN ENGINEER

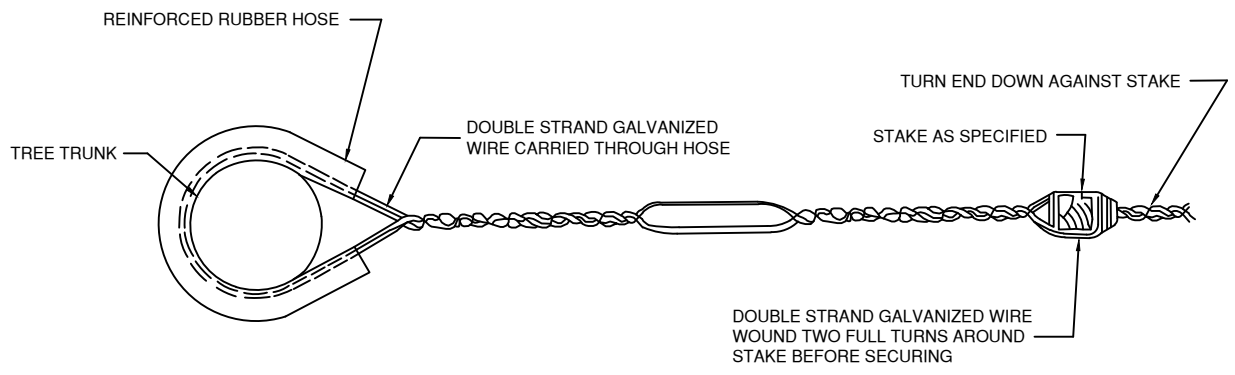
DATE:

STANDARD LANDSCAPING DETAILS

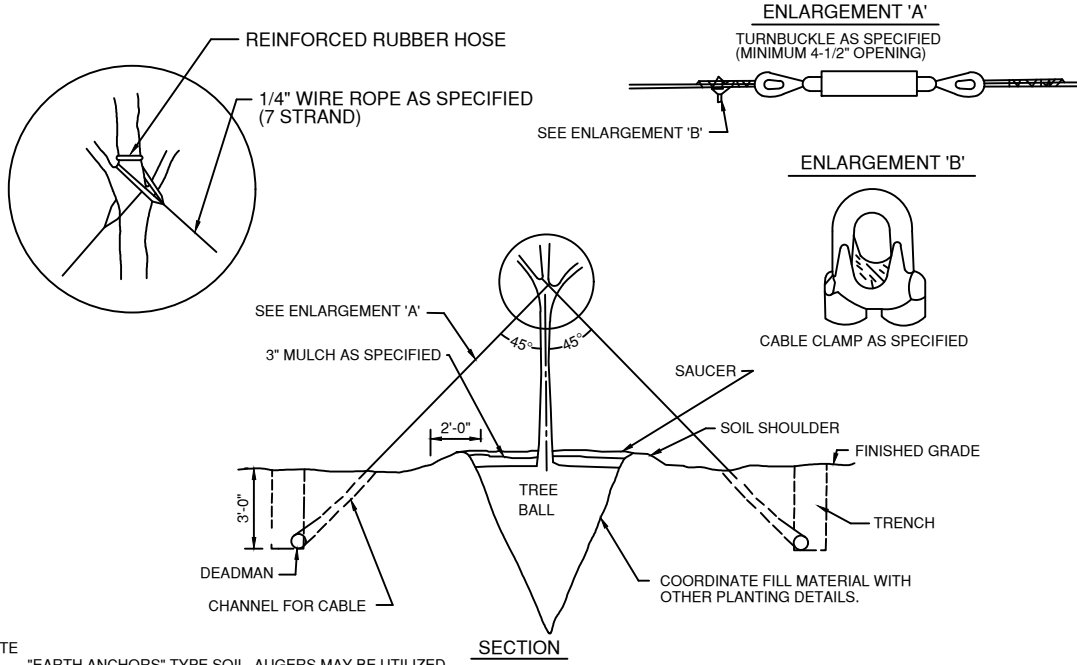
STAKING 1 1/4" - 3" TREES

REVISED
04/2024

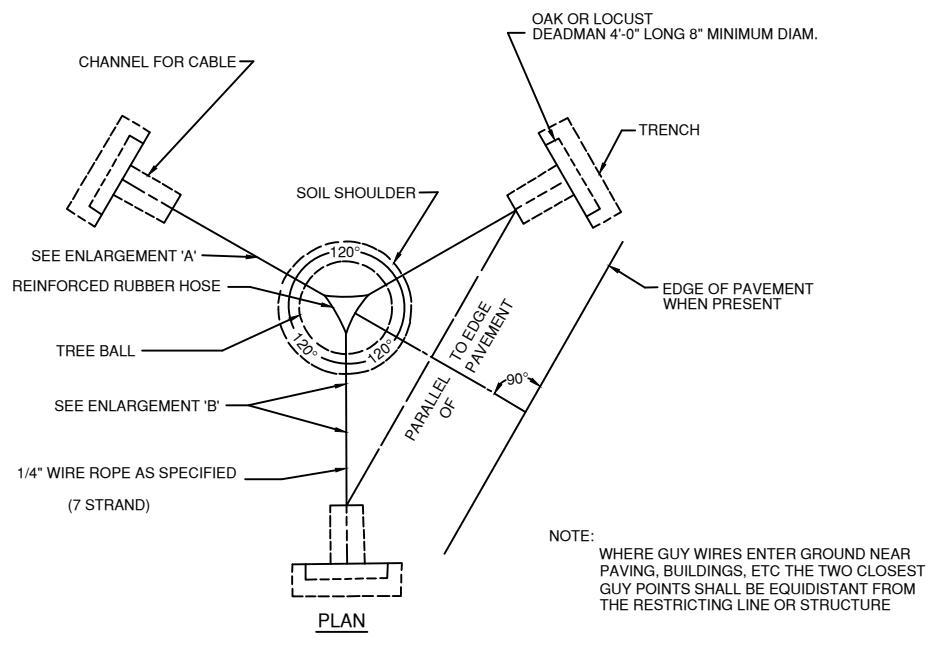
L
9



ANNE ARUNDEL COUNTY DEPARTMENT OF PUBLIC WORKS	APPROVED _____ CHIEF ENGINEER	STANDARD LANDSCAPING DETAILS FASTENER FOR TREE STAKING	REVISED 04/2024	$\frac{L}{10}$
	_____ DESIGN ENGINEER		_____	
	DATE:		_____	
	_____		_____	



NOTE
"EARTH ANCHORS" TYPE SOIL AUGERS MAY BE UTILIZED IN PLACE OF DEADMAN AS APPROVED BY ENGINEER.



ANNE ARUNDEL COUNTY DEPARTMENT OF PUBLIC WORKS

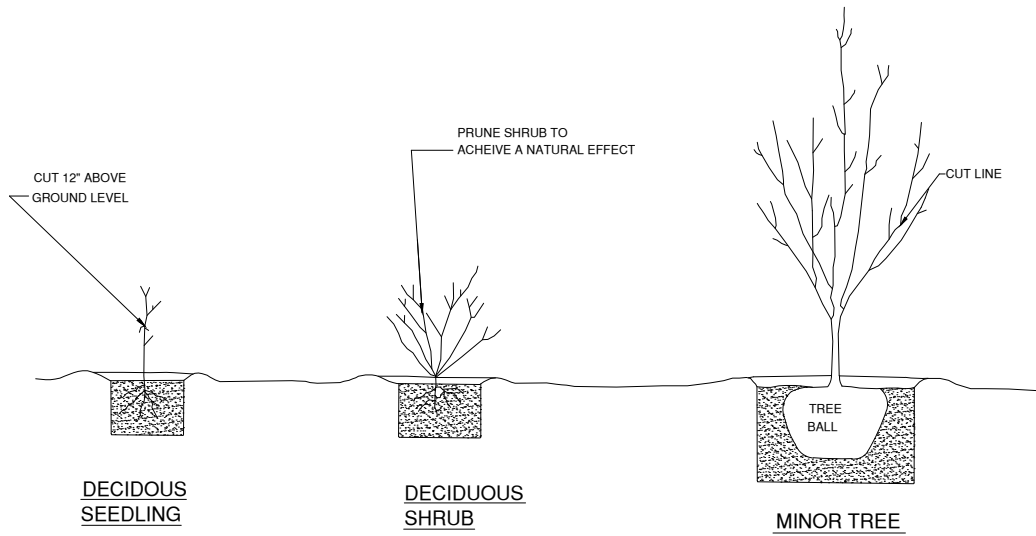
APPROVED

CHIEF ENGINEER

DESIGN ENGINEER
DATE:

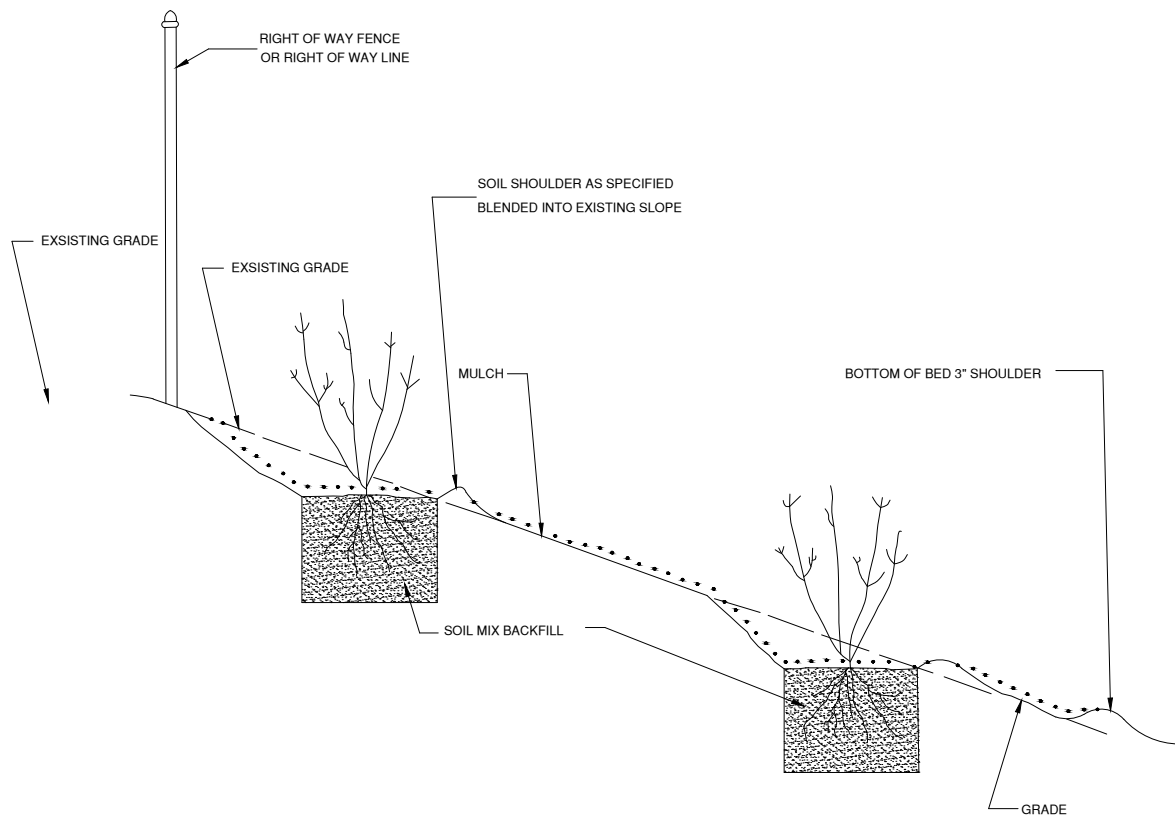
STANDARD LANDSCAPING DETAILS
GUYING TREES OVER 4" CALIPER TRANSPLANTED BY MACHINE

REVISED
04/2024



NOTE:
 THE PRUNING OF DIFFERENT PLANT SPECIES WILL VARY WITH THE SHAPE AND HABIT OF THAT SPECIES.

ANNE ARUNDEL COUNTY DEPARTMENT OF PUBLIC WORKS	APPROVED _____ CHIEF ENGINEER	STANDARD DRAINAGE DETAILS PRUNING PATTERNS	REVISED 04/2024	$\frac{L}{13}$
	_____ DESIGN ENGINEER		_____	
	DATE:		_____	
	_____		_____	



NOTE:
 SHRUB BEDS ADJACENT TO THE RIGHT OF WAY LINE OR RIGHT OF WAY FENCE ON A STEEP SLOPE SHALL BE BUILT AS DIRECTED AND MULCHED TO THE RIGHT OF WAY LINE OR FENCE.

ANNE ARUNDEL
 COUNTY
 DEPARTMENT OF
 PUBLIC WORKS

APPROVED

 CHIEF ENGINEER

 DESIGN ENGINEER
 DATE:

STANDARD DRAINAGE DETAILS
 SOIL SHOULDERS FOR SHRUB
 BEDS PLANTED ON SLOPES

REVISED
 04/2024

L
 15