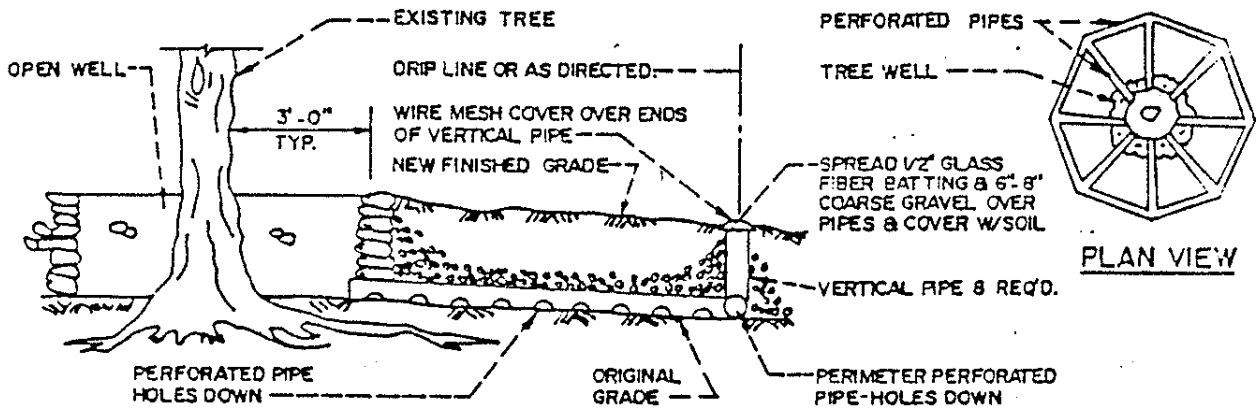


SECTION X
LANDSCAPING

TABLE OF CONTENTS**LANDSCAPING**

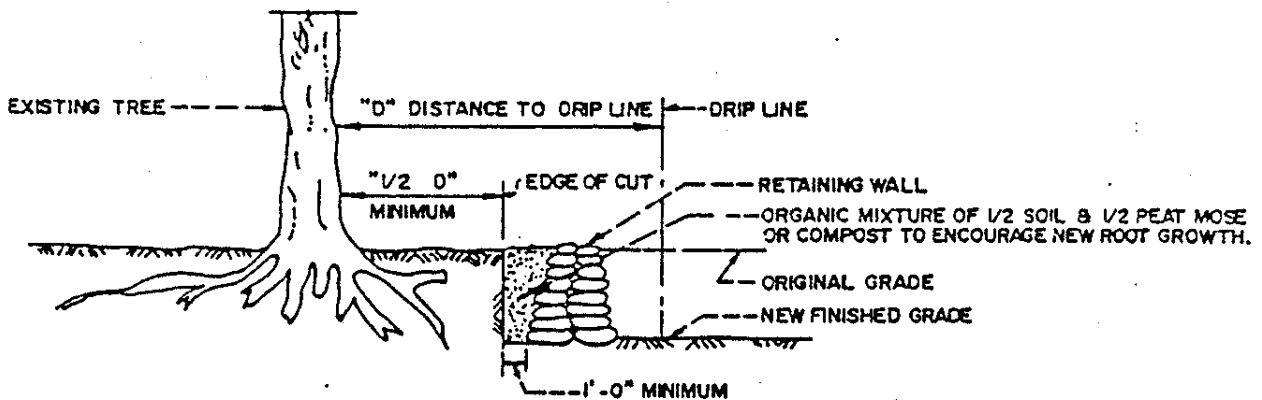
<u>No.</u>	<u>Title</u>
L-1	Tree Protection Details
L-2	Tree Protection Details
L-3	Lightning Protection For Trees
L-4	Tree Wells
L-5	Wrapping Tree And Grading Tree On Slope
L-6	Staking Deciduous Trees Under 4" Caliper & Evergreens Under 12' Transplanted By Machines
L-7	Staking 3" – 4" Deciduous Trees & 10' – 12' Evergreen Trees
L-8	Staking Minor & Evergreen Trees To 10' Height
L-9	Staking 1½" – 3" Trees
L-10	Fastener For Tree Staking
L-11	Guying Trees Over 4" Caliper Transplanted By Machine
L-12	Guying Trees Over 4" Caliper
L-13	Pruning Patterns
L-14	Mulching Shrub Beds And Planting Patterns
L-15	Soil Shoulders For Shrub Beds Planted On Slopes
L-16	Planting Pits Small Planting Stock



PERMANENT TREE PROTECTION DETAIL (TREE WELL)

(WHEN FINISHED GRADE IS 6" OR MORE ABOVE EXISTING GRADE)

NOTE: WELL TO BE CONSTRUCTED OF STONE OR BRICK (ALL HEADERS). BRICK USED, VERTICAL JOINTS TO BE LEFT OPEN FOR DRAINAGE 1/2" MAXIMUM INSIDE FACE OF WALL.

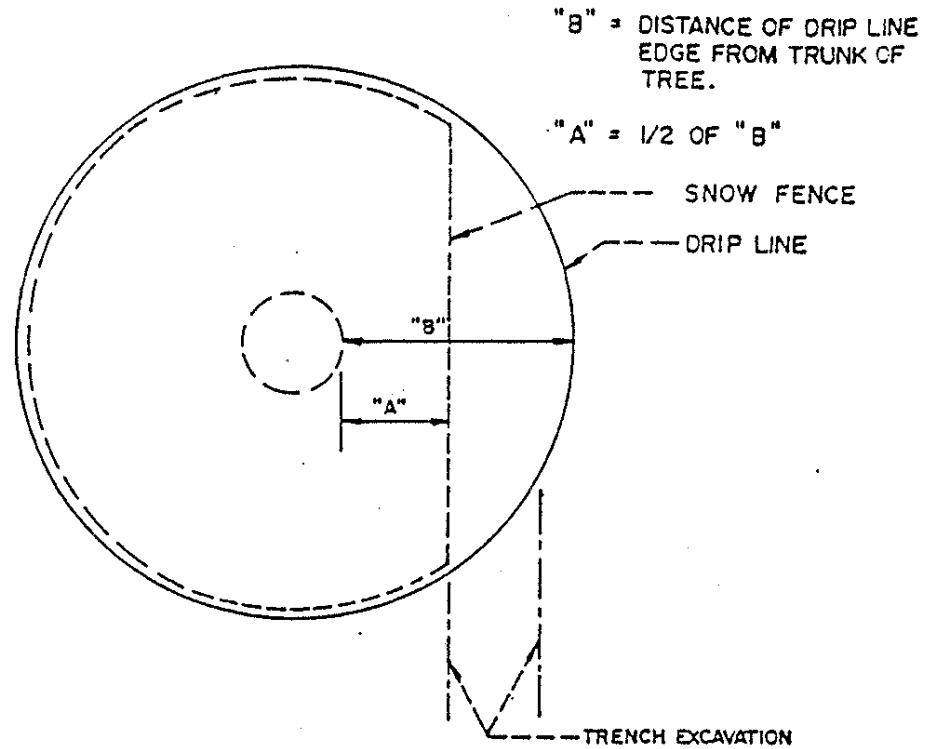


PERMANENT TREE PROTECTION DETAIL (GROUND LOWERING)

(WHEN FINISHED GRADE IS GREATER THAN 6" BELOW EXISTING GRADE)

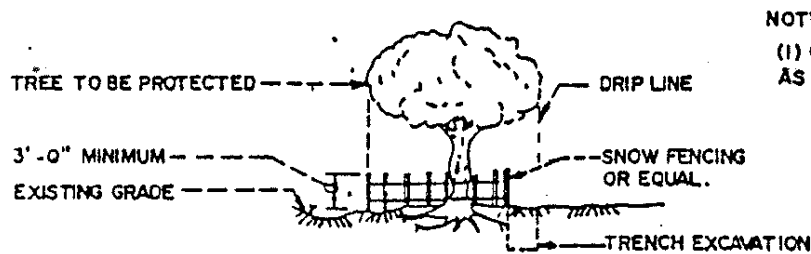
NOTE: (1) PRUNE BRANCHES OF TREE AS REQ'D TO COMPENSATE FOR LOST ROOTS.
 (2) IF MORTAR USED IN WALL CONSTRUCTION PROVIDE 1" ϕ WEEP HOLES 2'-0" c/c BASE OF WALL.

ANNE ARUNDEL COUNTY DEPARTMENT OF PUBLIC WORKS	APPROVED <i>[Signature]</i> CHIEF ENGINEER R. E. P. M. A. DESIGN ENGINEER 9/7/88 DATE	STANDARD LANDSCAPING DETAILS TREE PROTECTION DETAILS	REVISED	L 1



TEMPORARY TREE PROTECTION (PLAN)

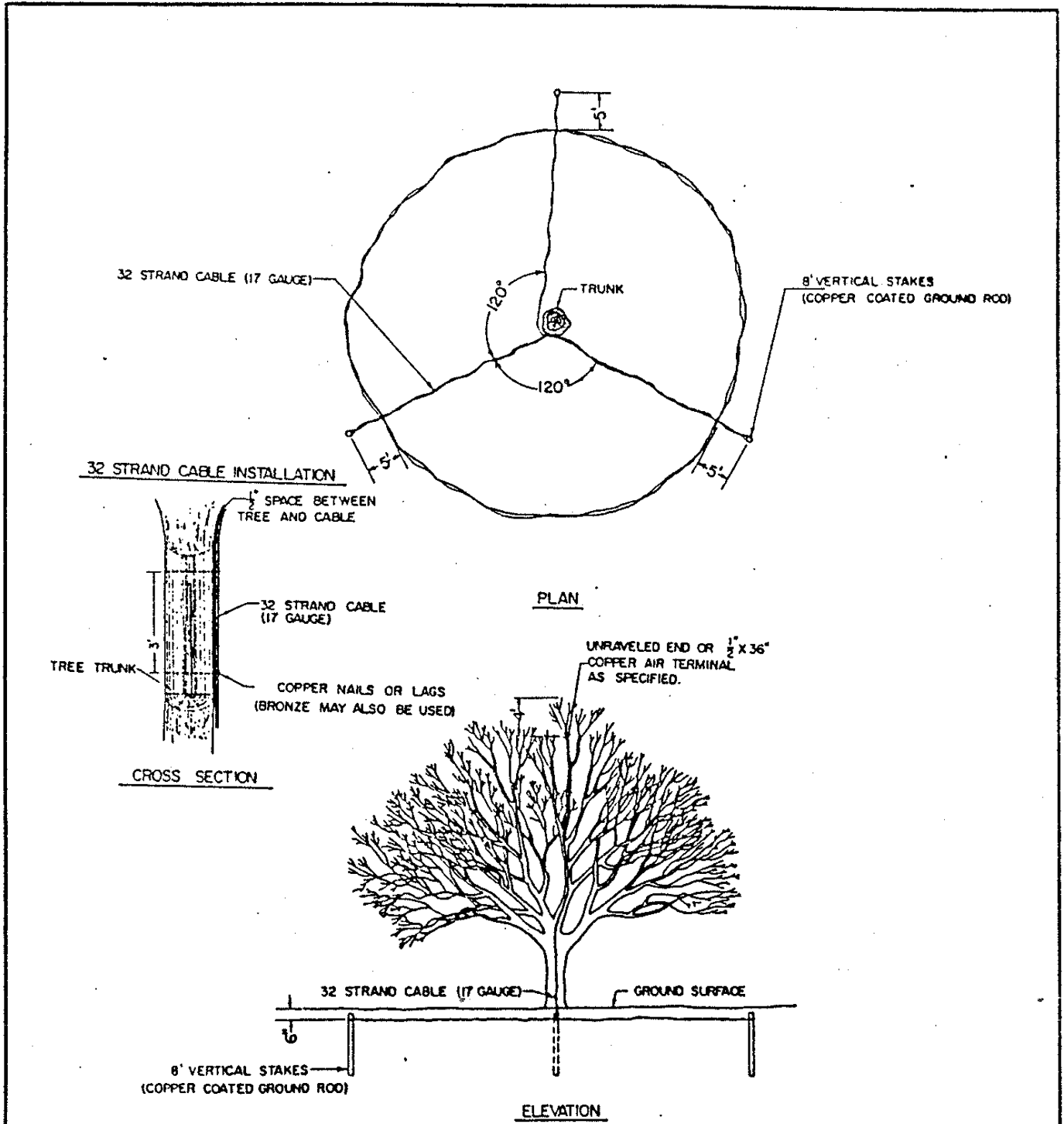
NOTE: FENCING SHALL BE PLACED AT THE DRIP LINE OF TREES TO BE PROTECTED DURING CONSTRUCTION EXCEPT ON THE SIDE OF THE UTILITY TRENCHING. FENCING SHALL NOT BE PLACED CLOSER TO THE TREE THAN 1/2 THE TOTAL DISTANCE FROM THE TREE TO THE LIMITS OF THE TREE'S DRIP LINE. THIS MODIFICATION SHALL BE ALLOWED TO ACCOMODATE TRENCHING ONLY AND NOT TO ALLOW ADDITIONAL WORKING SPACE.



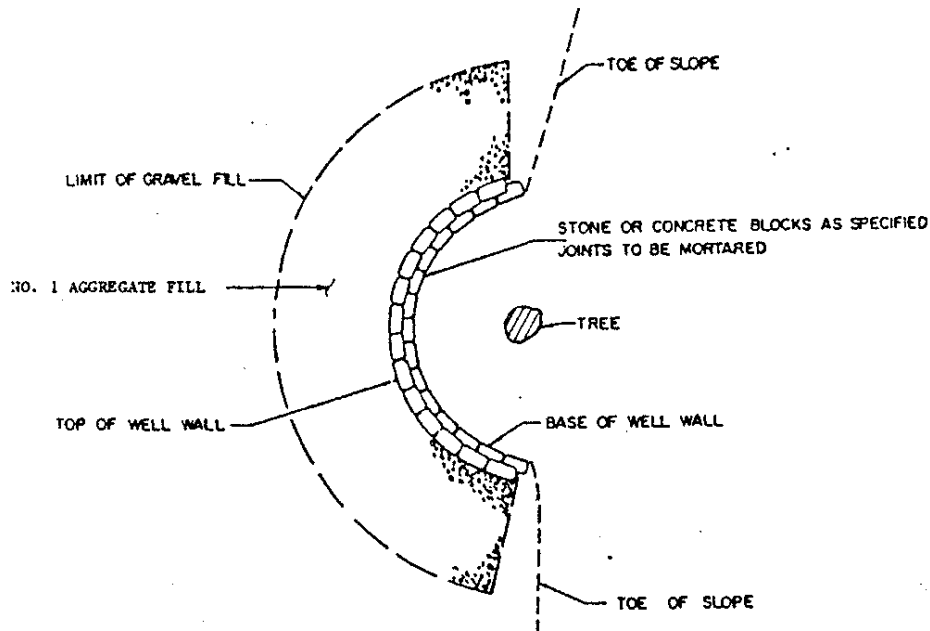
NOTE:
(1) GROUPS OF TREES MAY FENCED AS ONE.

TEMPORARY TREE PROTECTION DETAIL
TO BE USED DURING CONSTRUCTION

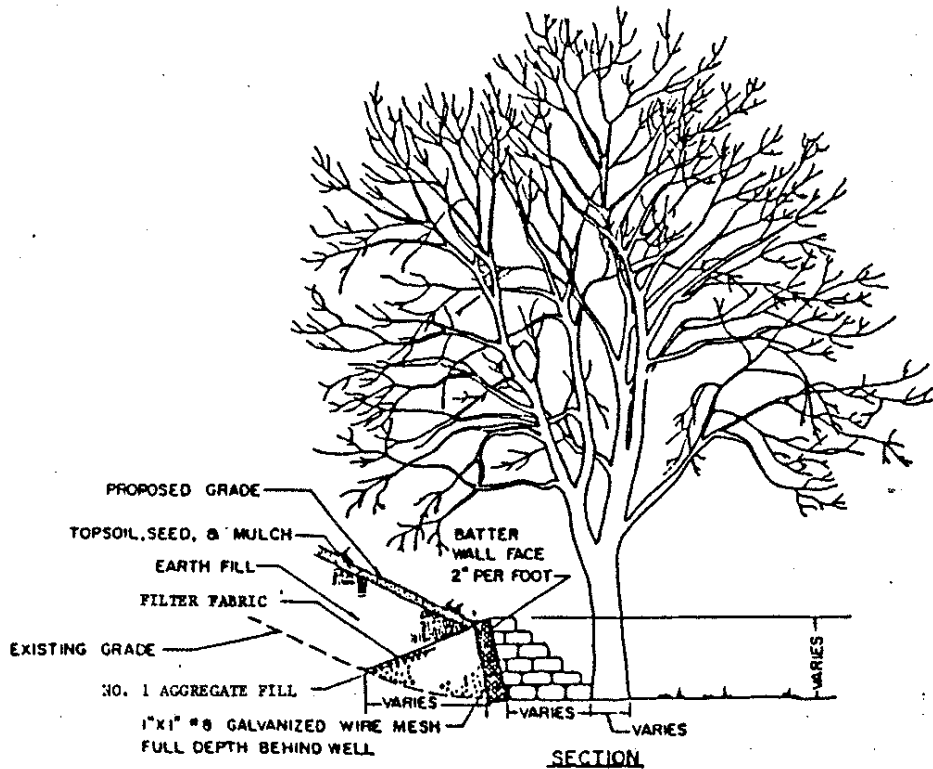
ANNE ARUNDEL COUNTY DEPARTMENT OF PUBLIC WORKS	APPROVED R. L. F. HARRIS CHIEF ENGINEER DESIGN ENGINEER 7/7/88 DATE	STANDARD LANDSCAPING DETAILS TREE PROTECTION DETAILS	REVISED	L 2




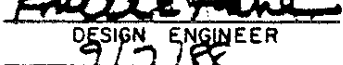
<p>ANNE ARUNDEL COUNTY DEPARTMENT OF PUBLIC WORKS</p>	<p>APPROVED <i>[Signature]</i> CHIEF ENGINEER <i>[Signature]</i> DESIGN ENGINEER 9/7/18 DATE</p>	<p>STANDARD LANDSCAPING DETAILS LIGHTNING PROTECTION FOR TREES</p>	<p>REVISED</p> <p>_____</p> <p>_____</p> <p>_____</p>	<p>L 3</p>
---	--	--	---	----------------

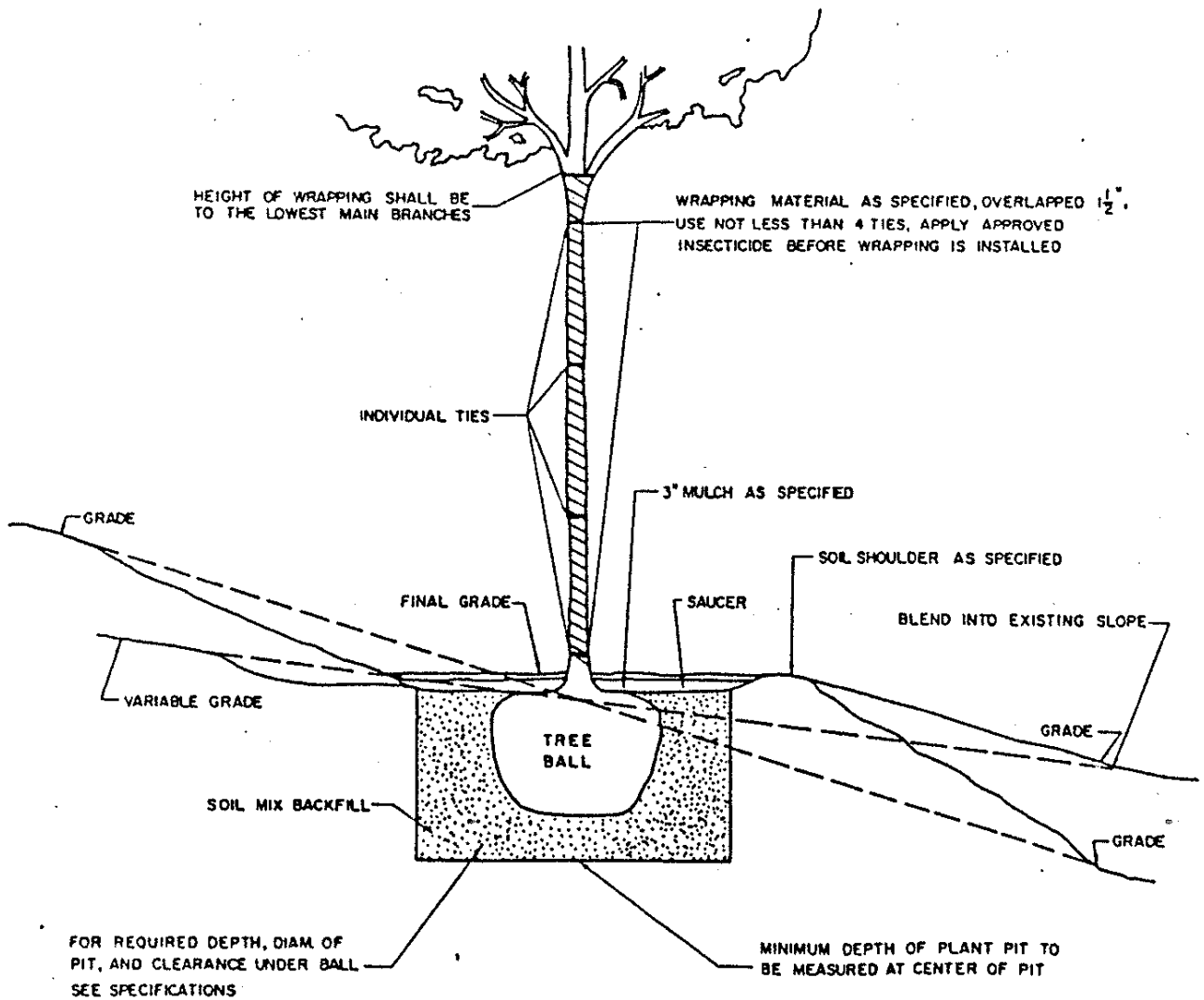


PLAN

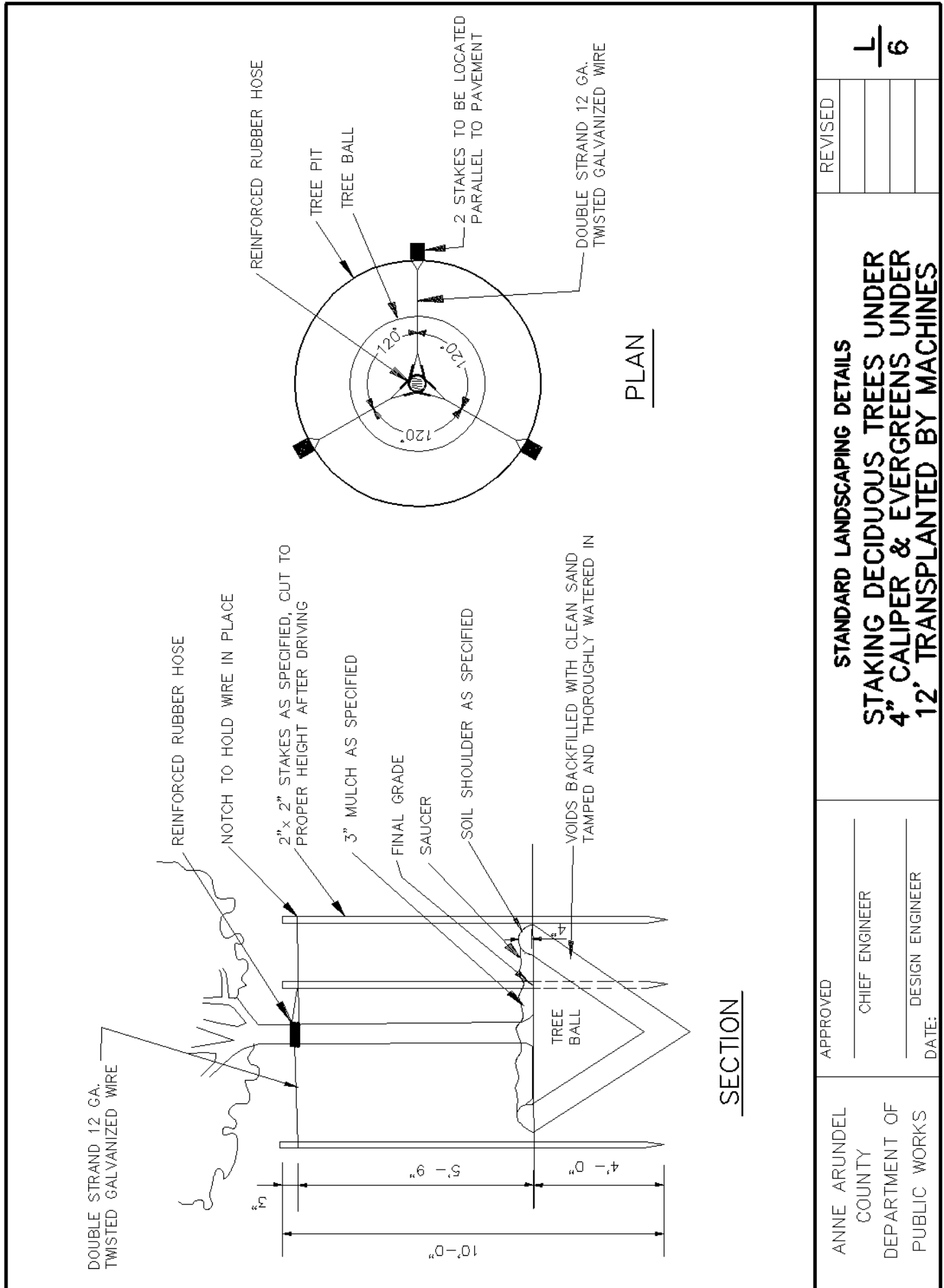


SECTION

ANNE ARUNDEL COUNTY DEPARTMENT OF PUBLIC WORKS	APPROVED  CHIEF ENGINEER  DESIGN ENGINEER 9/17/88 DATE	STANDARD LANDSCAPING DETAILS TREE WELLS	REVISED 	L 4
---	--	--	-------------------------	--------



ANNE ARUNDEL COUNTY DEPARTMENT OF PUBLIC WORKS	APPROVED <i>William J. ...</i> CHIEF ENGINEER	STANDARD LANDSCAPING DETAILS WRAPPING TREE AND GRADING TREE ON SLOPE	REVISED	L 5
	<i>Russell E. ...</i> DESIGN ENGINEER			
	9/17/88 DATE			



REVISED

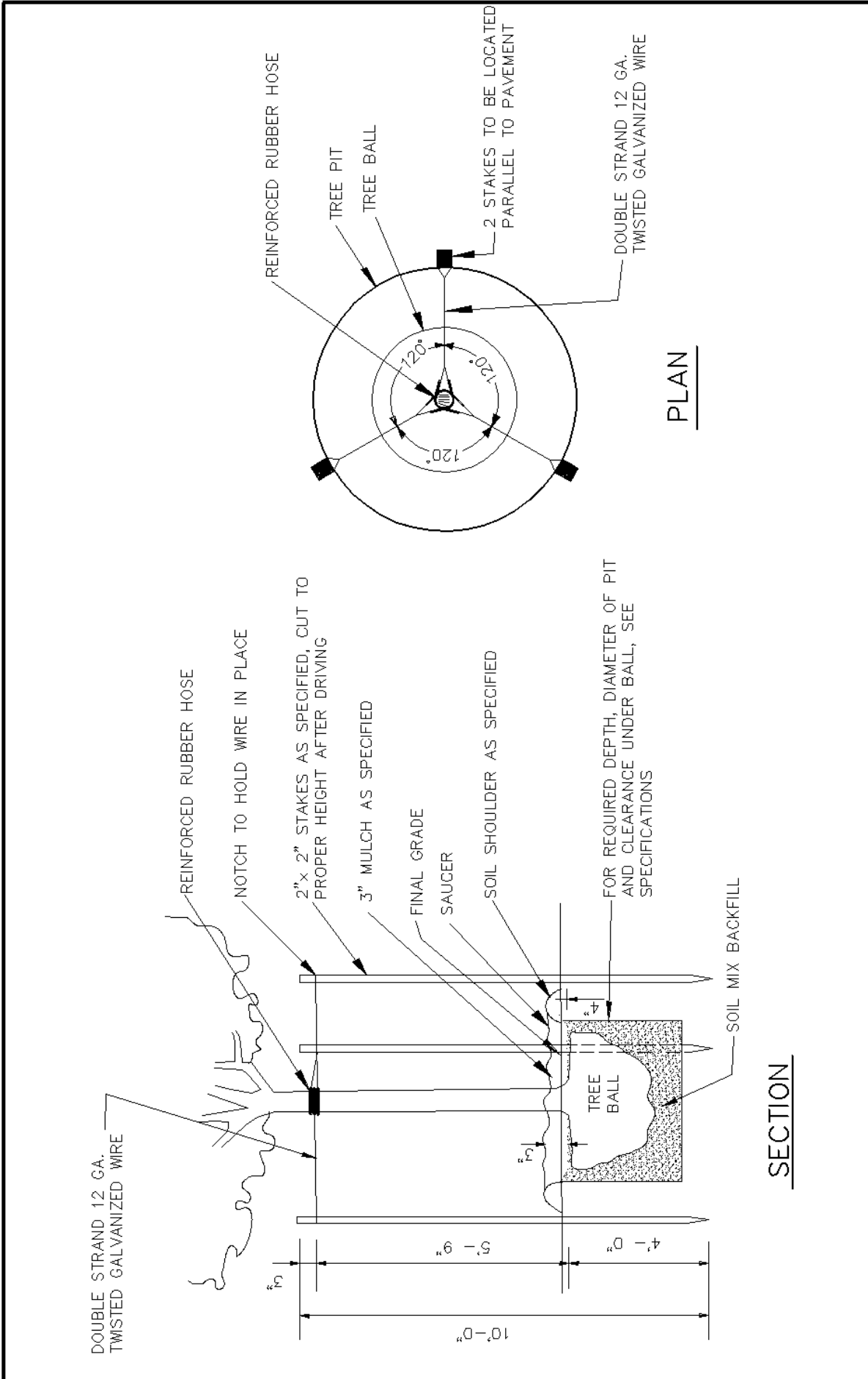
L/6

**STANDARD LANDSCAPING DETAILS
STAKING DECIDUOUS TREES UNDER
4" CALIPER & EVERGREENS UNDER
12' TRANSPLANTED BY MACHINES**

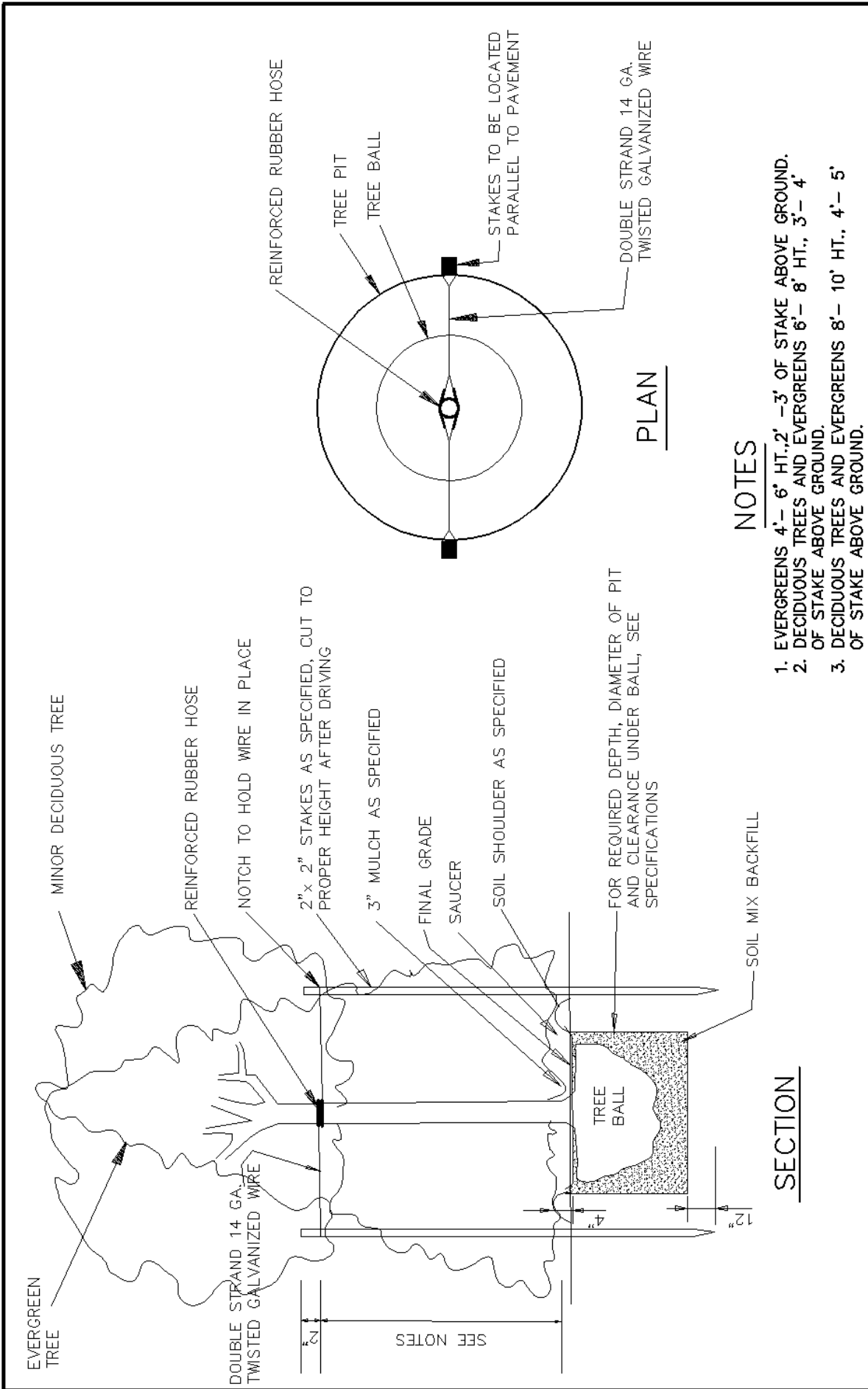
APPROVED _____
CHIEF ENGINEER

DATE: _____
DESIGN ENGINEER

ANNE ARUNDEL
COUNTY
DEPARTMENT OF
PUBLIC WORKS



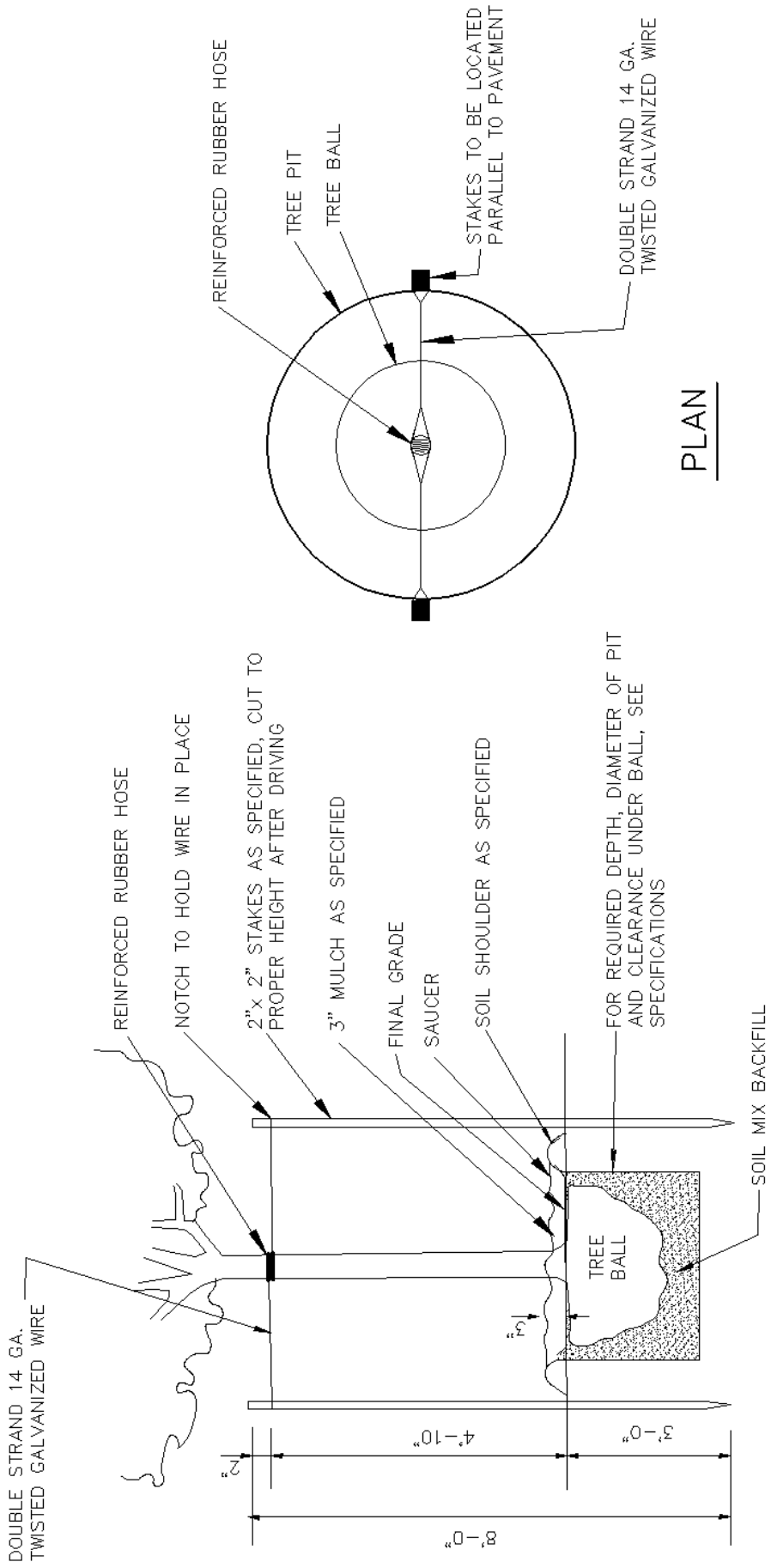
ANNE ARUNDEL COUNTY DEPARTMENT OF PUBLIC WORKS	APPROVED _____ CHIEF ENGINEER	STANDARD LANDSCAPING DETAILS STAKING 3" - 4" DECIDUOUS TREES AND 10' - 12' EVERGREEN TREES	REVISED _____ _____ _____
	DATE: _____		_____ DESIGN ENGINEER



NOTES

1. EVERGREENS 4'- 6' HT., 2' - 3' OF STAKE ABOVE GROUND.
2. DECIDUOUS TREES AND EVERGREENS 6' - 8' HT., 3' - 4' OF STAKE ABOVE GROUND.
3. DECIDUOUS TREES AND EVERGREENS 8' - 10' HT., 4' - 5' OF STAKE ABOVE GROUND.

ANNE ARUNDEL COUNTY DEPARTMENT OF PUBLIC WORKS	APPROVED _____ CHIEF ENGINEER _____ DESIGN ENGINEER DATE:	STANDARD LANDSCAPING DETAILS STAKING MINOR AND EVERGREEN TREES TO 10' HEIGHT	REVISED _____ _____ _____ _____
---	--	---	---



REVISIONS

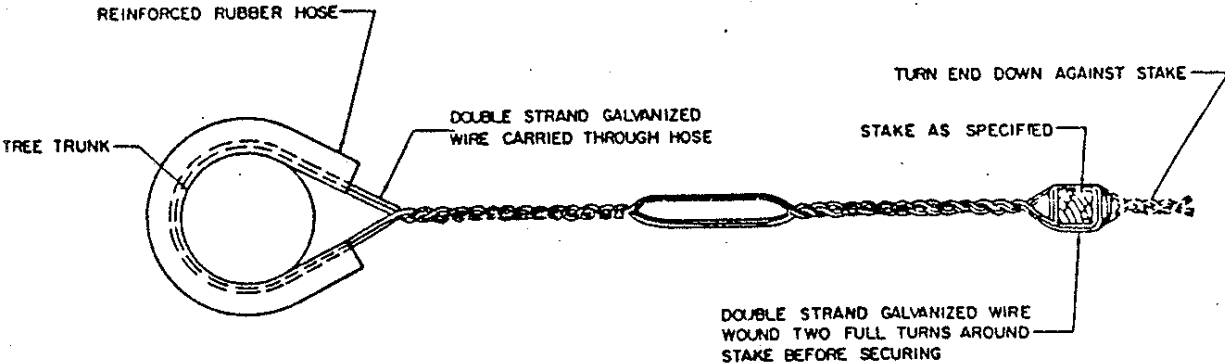
STANDARD LANDSCAPING DETAILS

STAKING 1 1/4" - 3" TREES

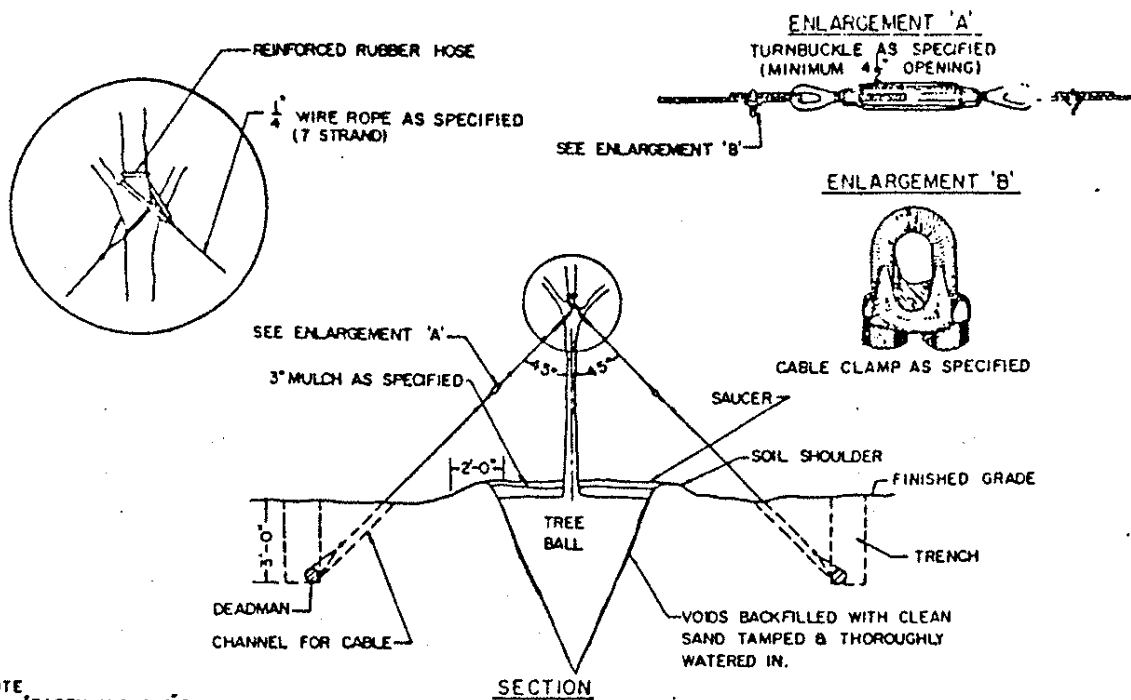
APPROVED _____
 CHIEF ENGINEER

DESIGN ENGINEER _____
 DATE: _____

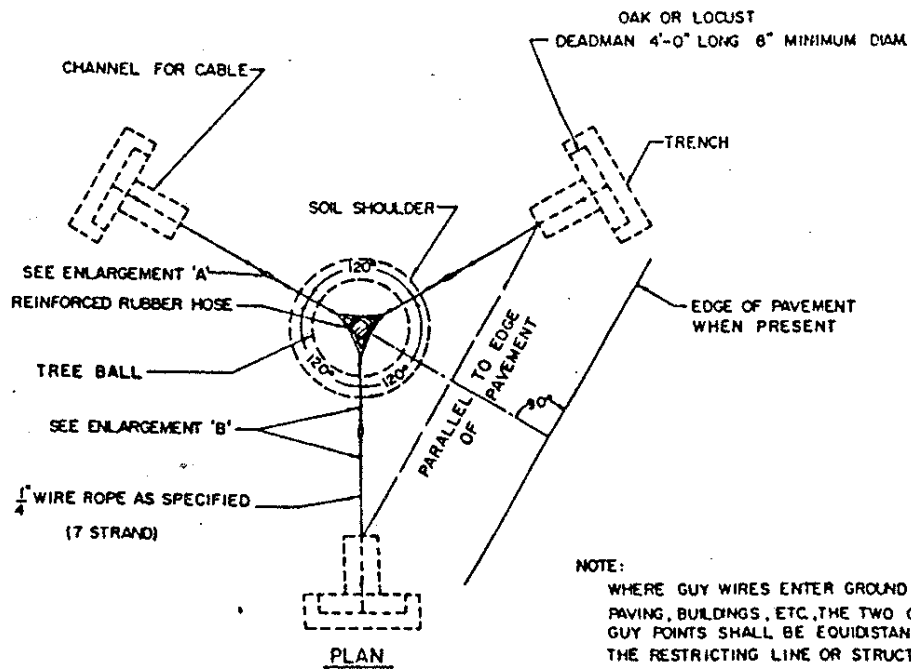
ANNE ARUNDEL COUNTY DEPARTMENT OF PUBLIC WORKS



ANNE ARUNDEL COUNTY DEPARTMENT OF PUBLIC WORKS	APPROVED <i>[Signature]</i> CHIEF ENGINEER DESIGN ENGINEER <i>[Signature]</i> 9/17/88 DATE	STANDARD LANDSCAPING DETAILS FASTENER FOR TREE STAKING	REVISED 	L 10
---	--	---	-----------------------------	---------

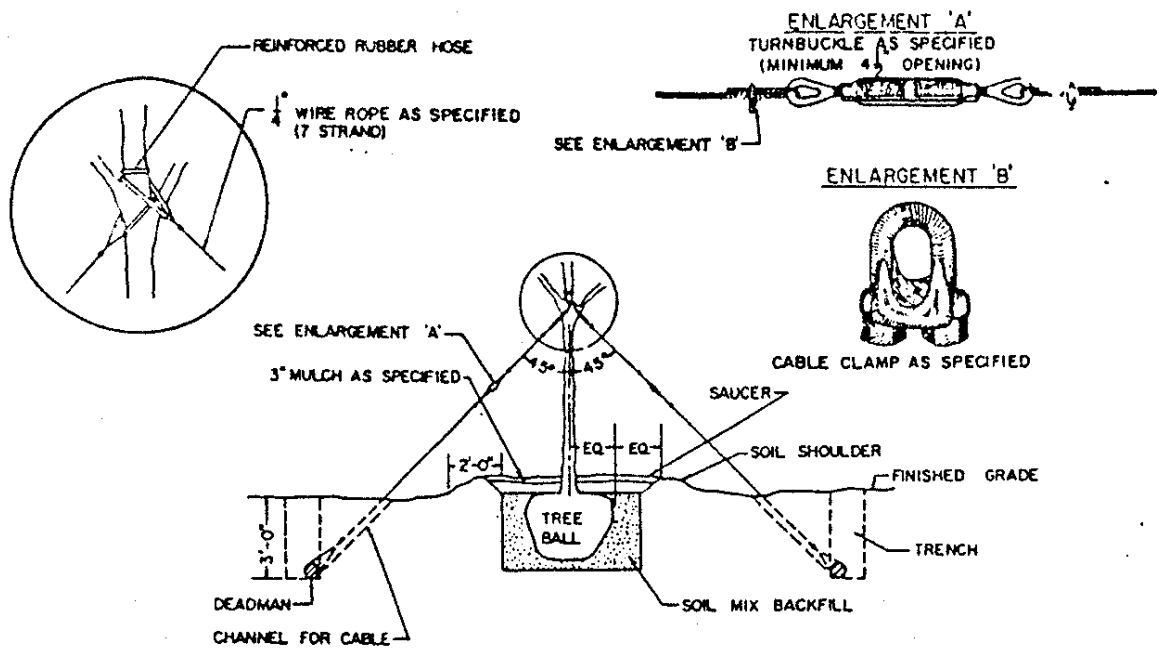


NOTE:
 'EARTH ANCHORS' TYPE SOIL AUGERS
 MAY BE UTILIZED IN PLACE OF DEADMAN
 AS APPROVED BY ENGINEER.



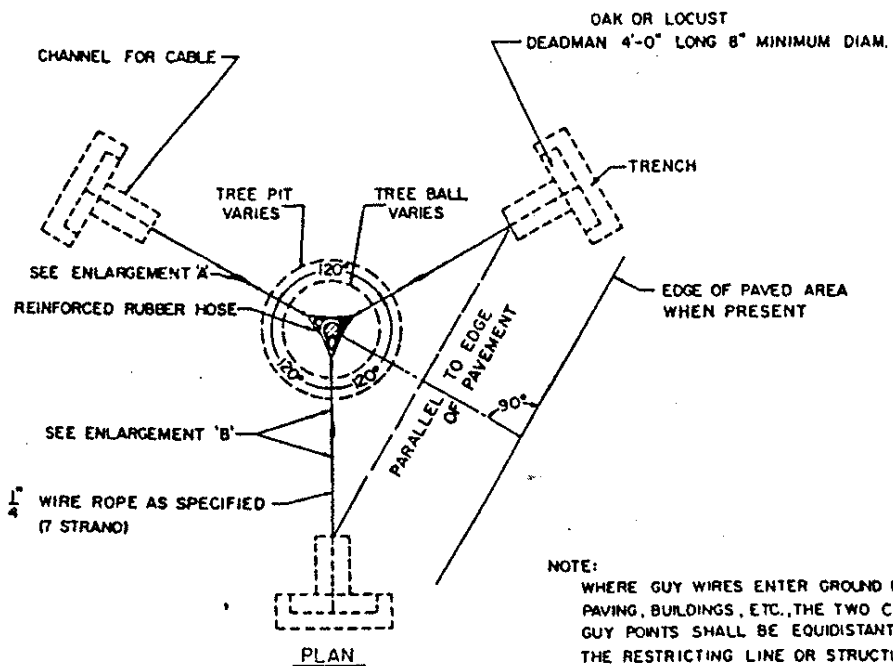
NOTE:
 WHERE GUY WIRES ENTER GROUND NEAR
 PAVING, BUILDINGS, ETC, THE TWO CLOSEST
 GUY POINTS SHALL BE EQUIDISTANT FROM
 THE RESTRICTING LINE OR STRUCTURE

ANNE ARUNDEL COUNTY DEPARTMENT OF PUBLIC WORKS	APPROVED <i>[Signature]</i> CHIEF ENGINEER	STANDARD LANDSCAPING DETAILS GUYING TREES OVER 4" CALIPER TRANSPLANTED BY MACHINE	REVISED	L II
	DESIGN ENGINEER <i>[Signature]</i>		_____	
	DATE 9/7/88		_____	
	_____		_____	



NOTE:
"EARTH ANCHORS" TYPE SOIL AUGERS
MAY BE UTILIZED IN PLACE OF DEADMAN
AS APPROVED BY ENGINEER.

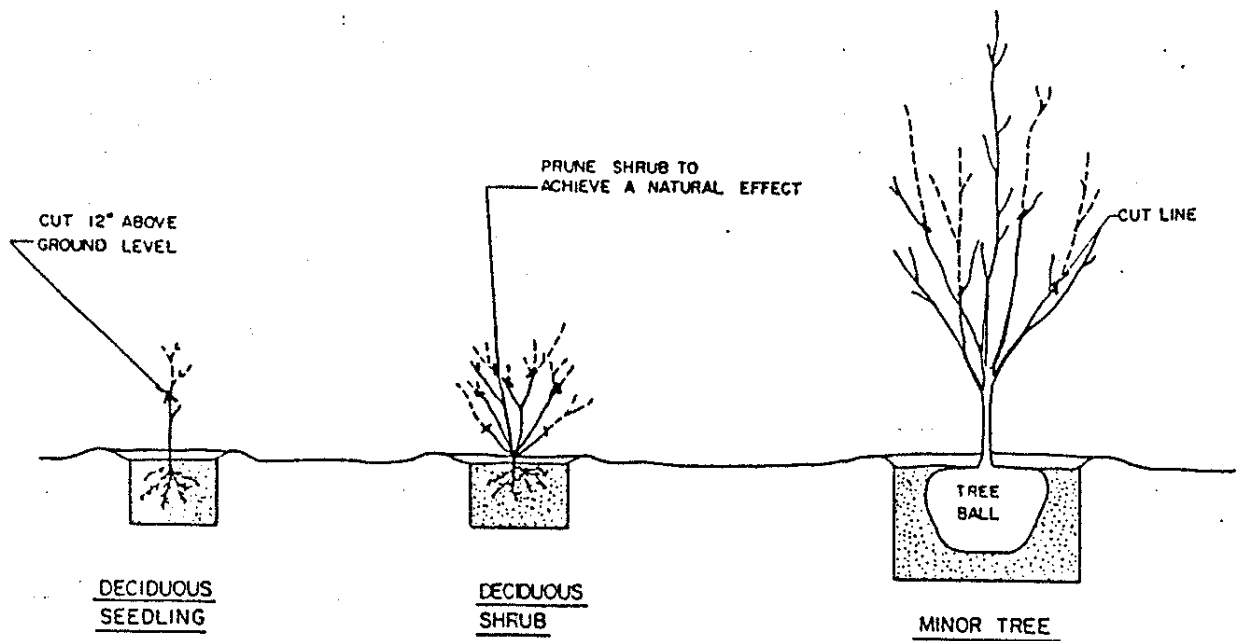
SECTION



NOTE:
WHERE GUY WIRES ENTER GROUND NEAR
PAVING, BUILDINGS, ETC., THE TWO CLOSEST
GUY POINTS SHALL BE EQUIDISTANT FROM
THE RESTRICTING LINE OR STRUCTURE.

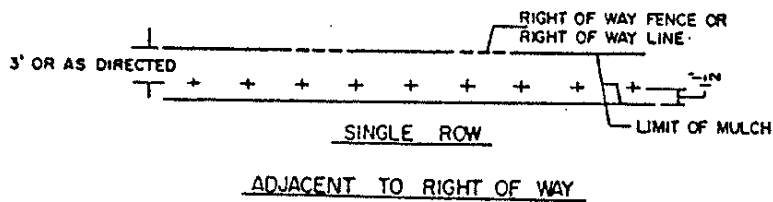
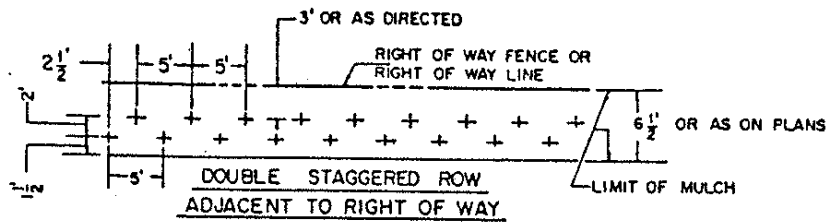
PLAN

ANNE ARUNDEL COUNTY DEPARTMENT OF PUBLIC WORKS	APPROVED, <i>[Signature]</i> CHIEF ENGINEER	STANDARD LANDSCAPING DETAILS GUYING TREES OVER 4" CALIPER	REVISED	L 12
	DESIGN ENGINEER <i>[Signature]</i>		_____	
	DATE 9/7/88		_____	
	_____		_____	



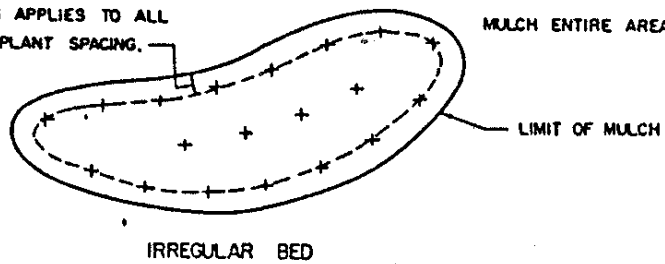
NOTE:
 THE PRUNING OF DIFFERENT PLANT SPECIES WILL VARY WITH THE SHAPE AND HABIT OF THAT SPECIES.

ANNE ARUNDEL COUNTY DEPARTMENT OF PUBLIC WORKS	APPROVED <i>[Signature]</i> CHIEF ENGINEER	STANDARD LANDSCAPING DETAILS PRUNING PATTERNS	REVISED	L 13
	<i>[Signature]</i> DESIGN ENGINEER		_____	
	DATE 9/2/18		_____	
	_____		_____	
	_____		_____	



1 1/2' LIMIT OF MULCHING APPLIES TO ALL AREAS REGARDLESS OF PLANT SPACING.

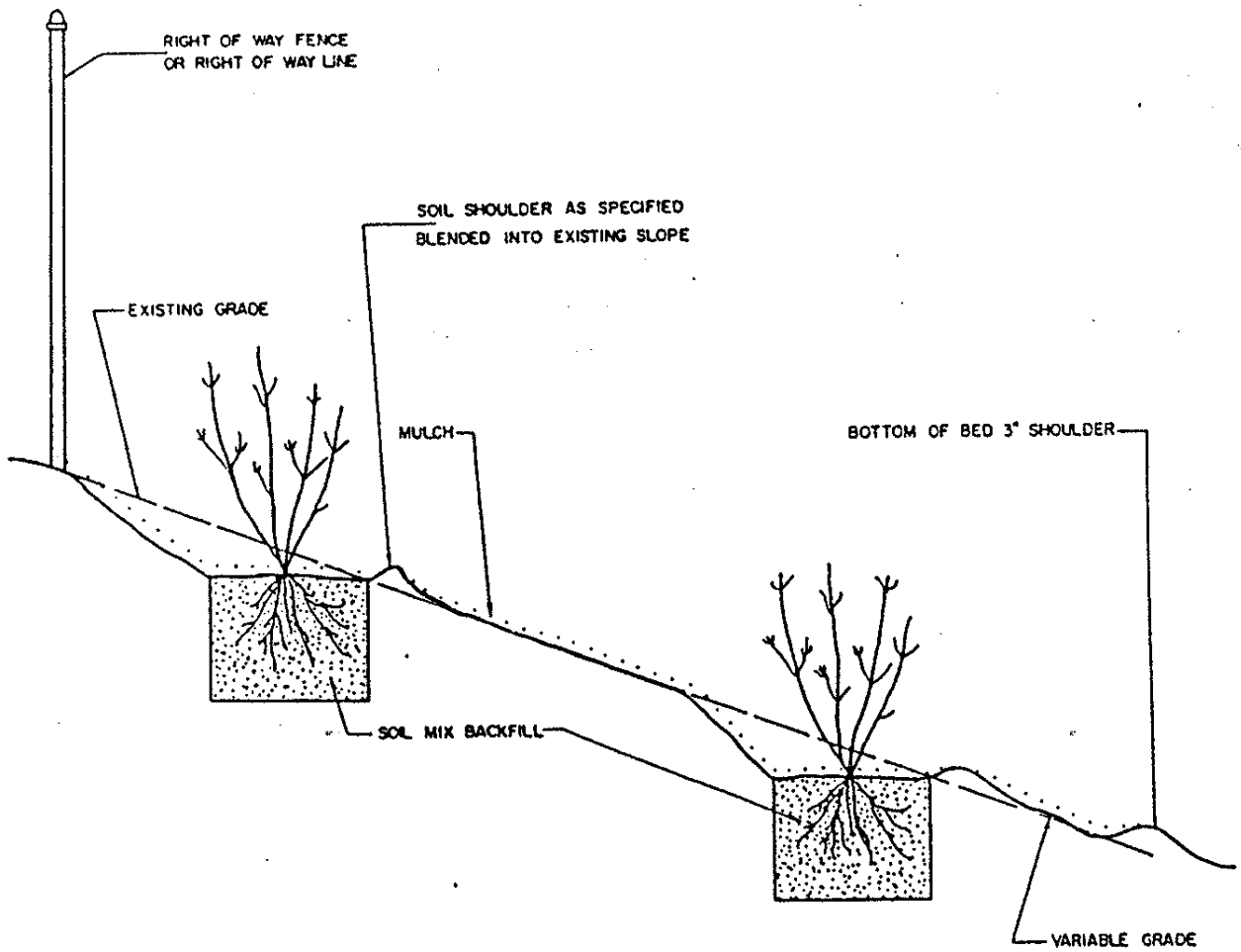
MULCH ENTIRE AREA AS SPECIFIED



NOTES:

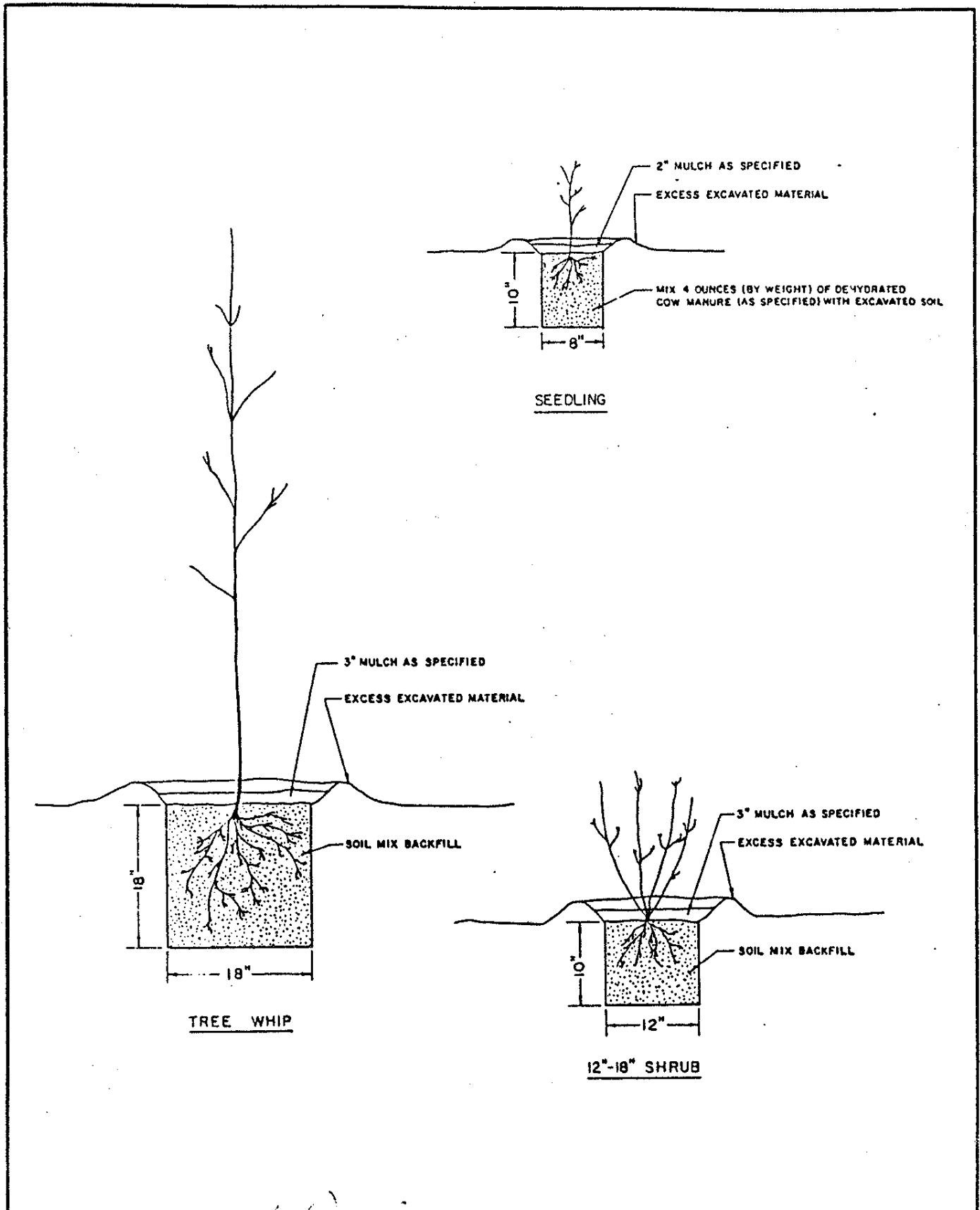
1. NO SHRUB SHALL BE PLANTED CLOSER THAN 6' FROM ANY MAJOR, MINOR, OR EVERGREEN TREES IN BED.
2. SPACING OF SHRUBS AND WIDTH OF BED ARE AS SHOWN ON THE PLANS OR AS OTHERWISE DIRECTED.

ANNE ARUNDEL COUNTY DEPARTMENT OF PUBLIC WORKS	APPROVED CHIEF ENGINEER	STANDARD LANDSCAPING DETAILS MULCHING SHRUB BEDS AND PLANTING PATTERNS	REVISED	L 14
	DESIGN ENGINEER 9/7/88 DATE		_____	
	_____		_____	
	_____		_____	
	_____		_____	



NOTE:
 SHRUB BEDS ADJACENT TO THE RIGHT OF WAY LINE OR RIGHT OF WAY FENCE ON A STEEP SLOPE SHALL BE BUILT AS DIRECTED AND MULCHED TO THE RIGHT OF WAY LINE OR FENCE.

ANNE ARUNDEL COUNTY DEPARTMENT OF PUBLIC WORKS	APPROVED <i>[Signature]</i> CHIEF ENGINEER	STANDARD LANDSCAPING DETAILS SOIL SHOULDERS FOR SHRUB BEDS PLANTED ON SLOPES	REVISED	L 15
	DESIGN ENGINEER <i>[Signature]</i> 9/17/88 DATE			



ANNE ARUNDEL COUNTY DEPARTMENT OF PUBLIC WORKS	APPROVED <i>[Signature]</i> CHIEF ENGINEER	STANDARD LANDSCAPING DETAILS PLANTING PITS SMALL PLANTING STOCK	REVISED	L 16
	DESIGN ENGINEER <i>[Signature]</i>		_____	
	DATE 9/7/88		_____	
	_____		_____	