

Dredging

Project Title	Page
Chg Agnst Dredging Closed Proj	165
Church Creek Dredging	159
Cocky Creek Dredging 2	163
CSX DMP Site Restoration	166
Cypress Creek Retrofit	171
DMP Site Management	154
Duvall Creek Dredging	174
Marley Creek Dredging	160
Parker Creek Dredging 2	164
Pocahontas Creek Dredging	169
Rock Creek DMP Restoration	167
Rock Creek Dredging	162
Rockhold Crk County Dredging	168
Rockhold Crk Fed Chanl Dredg	173
Saltworks Creek Dredging	176
SAV Monitoring	158
Severn River HW Dredging	175
Sloop,Eli&Long Coves Retrofits	155
Town Point DMP Site Upgrade	157
Upper Magothy River Dredging	161
Upper West River Dredging	177
Waterway Dredge Placement	153
Waterway Improv Proj Pln	170
Waterway Improvement Program	156
Whitehall Creek Dredging	172

This page intentionally blank

Capital Budget and Program

Anne Arundel County, Maryland

Project Class Summary - Project Listing

Council Approved

Project	Project Title	Total	Prior	FY2017	FY2018	FY2019	FY2020	FY2021	FY2022
Project Class Dredging									
Q475000	Waterway Dredge Placement	\$2,127,262	\$1,902,262	\$0	\$225,000	\$0	\$0	\$0	\$0
Q500000	DMP Site Management	\$1,571,113	\$671,113	\$150,000	\$150,000	\$150,000	\$150,000	\$150,000	\$150,000
Q514100	Sloop,Eli&Long Coves Retrofits	\$1,555,000	\$1,582,000	(\$27,000)	\$0	\$0	\$0	\$0	\$0
Q514600	Waterway Improvement Program	\$5,000,000	\$0	\$0	\$1,000,000	\$1,000,000	\$1,000,000	\$1,000,000	\$1,000,000
Q517300	Town Point DMP Site Upgrade	\$2,460,000	\$2,496,000	(\$36,000)	\$0	\$0	\$0	\$0	\$0
Q542900	SAV Monitoring	\$513,702	\$213,702	\$50,000	\$50,000	\$50,000	\$50,000	\$50,000	\$50,000
Q567600	Church Creek Dredging	\$515,000	\$691,000	(\$176,000)	\$0	\$0	\$0	\$0	\$0
Q567700	Marley Creek Dredging	\$705,000	\$720,000	(\$15,000)	\$0	\$0	\$0	\$0	\$0
Q570400	Upper Magothy River Dredging	\$634,000	\$0	\$634,000	\$0	\$0	\$0	\$0	\$0
Q570500	Rock Creek Dredging	\$214,000	\$0	\$214,000	\$0	\$0	\$0	\$0	\$0
Q570600	Cocky Creek Dredging 2	\$434,000	\$0	\$434,000	\$0	\$0	\$0	\$0	\$0
Q570700	Parker Creek Dredging 2	\$840,000	\$0	\$840,000	\$0	\$0	\$0	\$0	\$0
D346400	Chg Agnst Dredging Closed Proj	\$75,646	\$75,646	\$0	\$0	\$0	\$0	\$0	\$0
D562500	CSX DMP Site Restoration	\$327,000	\$327,000	\$0	\$0	\$0	\$0	\$0	\$0
D562600	Rock Creek DMP Restoration	\$618,000	\$618,000	\$0	\$0	\$0	\$0	\$0	\$0
D562700	Rockhold Crk County Dredging	\$2,978,000	\$2,978,000	\$0	\$0	\$0	\$0	\$0	\$0
D562800	Pocahontas Creek Dredging	\$593,000	\$593,000	\$0	\$0	\$0	\$0	\$0	\$0
Q463600	Waterway Improv Proj Pln	\$686,218	\$686,218	\$0	\$0	\$0	\$0	\$0	\$0
Q509400	Cypress Creek Retrofit	\$3,483,000	\$3,483,000	\$0	\$0	\$0	\$0	\$0	\$0
Q517600	Whitehall Creek Dredging	\$734,000	\$734,000	\$0	\$0	\$0	\$0	\$0	\$0
Q544700	Rockhold Crk Fed Chanl Dredg	\$1,027,000	\$1,027,000	\$0	\$0	\$0	\$0	\$0	\$0
Q548200	Duvall Creek Dredging	\$2,188,000	\$2,188,000	\$0	\$0	\$0	\$0	\$0	\$0
Q551300	Severn River HW Dredging	\$665,000	\$665,000	\$0	\$0	\$0	\$0	\$0	\$0
Q551400	Saltworks Creek Dredging	\$119,000	\$119,000	\$0	\$0	\$0	\$0	\$0	\$0
Q561900	Upper West River Dredging	\$887,000	\$887,000	\$0	\$0	\$0	\$0	\$0	\$0
Total Dredging		\$30,949,941	\$22,656,941	\$2,068,000	\$1,425,000	\$1,200,000	\$1,200,000	\$1,200,000	\$1,200,000

Capital Budget and Program

Anne Arundel County, Maryland

Project Class Summary - Funding Detail							Council Approved		
Project	Project Title	Total	Prior	FY2017	FY2018	FY2019	FY2020	FY2021	FY2022
Project Class Dredging									
Bonds									
	General County Bonds	\$18,267,848	\$11,799,848	\$1,243,000	\$1,225,000	\$1,000,000	\$1,000,000	\$1,000,000	\$1,000,000
	Conversion County Bnd	\$23,785	\$23,785	\$0	\$0	\$0	\$0	\$0	\$0
	WPRF Bonds	\$0	\$318,000	(\$318,000)	\$0	\$0	\$0	\$0	\$0
	Bonds	\$18,291,633	\$12,141,633	\$925,000	\$1,225,000	\$1,000,000	\$1,000,000	\$1,000,000	\$1,000,000
PayGo									
	General Fund PayGo	\$2,255,389	\$1,055,389	\$200,000	\$200,000	\$200,000	\$200,000	\$200,000	\$200,000
	Conversion PayGo (Gen	\$77,493	\$77,493	\$0	\$0	\$0	\$0	\$0	\$0
	PayGo	\$2,332,882	\$1,132,882	\$200,000	\$200,000	\$200,000	\$200,000	\$200,000	\$200,000
Grants & Aid									
	Other Fed Grants	\$514,000	\$514,000	\$0	\$0	\$0	\$0	\$0	\$0
	MDE Erosion & Water Qlty	\$593,000	\$593,000	\$0	\$0	\$0	\$0	\$0	\$0
	MD Waterway Improvement	\$8,464,426	\$7,521,426	\$943,000	\$0	\$0	\$0	\$0	\$0
	Other State Grants	\$619,000	\$619,000	\$0	\$0	\$0	\$0	\$0	\$0
	Grants & Aid	\$10,190,426	\$9,247,426	\$943,000	\$0	\$0	\$0	\$0	\$0
Other									
	Miscellaneous	\$135,000	\$135,000	\$0	\$0	\$0	\$0	\$0	\$0
	Other	\$135,000	\$135,000	\$0	\$0	\$0	\$0	\$0	\$0
	Dredging	\$30,949,941	\$22,656,941	\$2,068,000	\$1,425,000	\$1,200,000	\$1,200,000	\$1,200,000	\$1,200,000

This page intentionally blank

Q475000 Waterway Dredge Placement

Class: Dredging

FY2017 Council Approved

Description

This project is intended to provide material placement capacity for dredged material from miscellaneous waterway Dredging Projects in Anne Arundel County.

This project is intended to authorize permitting, design, construction and right of way/land acquisition for placement of material in upland, shoreline or in-water sites (to be determined) to meet the needs of main channel projects identified elsewhere in the CIP. Beneficial reuse of dredge material for examples such as shoreline erosion control, marsh creation, wetland creation or other similar planned environmental habitat enhancement concepts will be considered for material placement.

Location

Countywide

Benefit

Provides capacity for dredging projects.

Amendment History

County Council adjusts FY2001 request and FY2002 program via amendments #2 and #3 to Bill #28-00. Prior approval has been adjusted to show the closing of jobs on this project.

Prior Year Project Total	Phase	Project Total	Prior Approval	Budget FY2017	Capital Program (\$000)					Beyond 6 Years
					FY2018	FY2019	FY2020	FY2021	FY2022	
\$392,763	Plans and Engineering	\$392,763	\$392,763	\$0	\$0	\$0	\$0	\$0	\$0	
\$1,000	Land	\$1,000	\$1,000	\$0	\$0	\$0	\$0	\$0	\$0	
\$1,598,000	Construction	\$1,598,000	\$1,384,000	\$0	\$214	\$0	\$0	\$0	\$0	
\$135,499	Overhead	\$135,499	\$124,499	\$0	\$11	\$0	\$0	\$0	\$0	
\$2,127,262	Total	\$2,127,262	\$1,902,262	\$0	\$225	\$0	\$0	\$0	\$0	
More (Less) Than Prior Year Program:		\$0	\$0	\$0	\$0	\$0	\$0	\$0	\$0	Multi-Yr

Q475000 Waterway Dredge Placement

Class: Dredging

FY2017 Council Approved

Project Status

1. Current Status Of This Project: Active
2. Action Taken In Current Fiscal Year: Design
3. Action Required To Complete This Project: Multi-Year

Change from Prior Year

1. Change in Name or Description: None
2. Change in Total Project Cost: Added funding to FY18
3. Change in Scope: None
4. Change in Timing: None

Estimated Operating Budget Impact: None

Initial Total Project Cost Estimate

FY 1998 \$1,296,000

Financial Activity

	Expended	Encumbered	Total
April 1, 2015	\$184,453	\$61,174	\$245,626
April 1, 2016	\$281,024	\$133,314	\$414,338

Prior Year Project Total	Funding	Project Total	Prior Approval	Budget FY2017	Capital Program (\$000)					Beyond 6 Years
					FY2018	FY2019	FY2020	FY2021	FY2022	
\$1,809,262	General County Bonds	\$2,103,477	\$1,560,477	\$318,000	\$225	\$0	\$0	\$0	\$0	
	Conversion County Bnd	\$23,785	\$23,785	\$0	\$0	\$0	\$0	\$0	\$0	
\$318,000	WPRF Bonds	\$0	\$318,000	(\$318,000)	\$0	\$0	\$0	\$0	\$0	
\$0	Other State Grants	\$0	\$0	\$0	\$0	\$0	\$0	\$0	\$0	
\$2,127,262	Total	\$2,127,262	\$1,902,262	\$0	\$225	\$0	\$0	\$0	\$0	
More (Less) Than Prior Year Program:		\$0	\$0	\$0	\$0	\$0	\$0	\$0	\$0	Multi-Yr

Q500000 DMP Site Management

Class: Dredging

FY2017 Council Approved

Description

This project is for consultant and contractor services for management of dredge material in and out of DMP sites as well as routine maintenance. Additionally, this project will pay the lease cost for various DMP sites as well as the one time cost for the Regional DMP Site closure.

Location

Countywide

Benefit

Provides capacity for dredging projects.

Amendment History

Prior approval has been adjusted to show the closing of jobs on this project.

Prior Year Project Total	Phase	Project Total	Prior Approval	Budget FY2017	Capital Program (\$000)					Beyond 6 Years
					FY2018	FY2019	FY2020	FY2021	FY2022	
\$138,000	Plans and Engineering	\$116,279	\$50,279	\$11,000	\$11	\$11	\$11	\$11	\$11	
\$20,000	Land	\$21,000	\$15,000	\$1,000	\$1	\$1	\$1	\$1	\$1	
\$1,330,136	Construction	\$1,323,988	\$555,988	\$128,000	\$128	\$128	\$128	\$128	\$128	
\$109,281	Overhead	\$109,846	\$49,846	\$10,000	\$10	\$10	\$10	\$10	\$10	
\$0	Other	\$0	\$0	\$0	\$0	\$0	\$0	\$0	\$0	
\$1,597,417	Total	\$1,571,113	\$671,113	\$150,000	\$150	\$150	\$150	\$150	\$150	
More (Less) Than Prior Year Program:		(\$26,304)	(\$176,304)	\$0	\$0	\$0	\$0	\$0	\$150	Multi-Yr

Q500000 DMP Site Management

Class: Dredging

FY2017 Council Approved

Project Status

1. Current Status Of This Project: Active
2. Action Taken In Current Fiscal Year: DMP Site Management
3. Action Required To Complete This Project: Multi-Year

Change from Prior Year

1. Change in Name or Description: None
2. Change in Total Project Cost: Added FY22 Funding
3. Change in Scope: None
4. Change in Timing: None

Estimated Operating Budget Impact: None

Initial Total Project Cost Estimate

FY 2000 \$600,000

Financial Activity

	Expended	Encumbered	Total
April 1, 2015	\$443,819	\$74,478	\$518,297
April 1, 2016	\$398,491	\$52,913	\$451,404

Prior Year Project Total	Funding	Project Total	Prior Approval	Budget FY2017	Capital Program (\$000)					Beyond 6 Years
					FY2018	FY2019	FY2020	FY2021	FY2022	
\$1,547,991	General Fund PayGo	\$1,521,687	\$621,687	\$150,000	\$150	\$150	\$150	\$150	\$150	
\$49,426	MD Waterway Improvement	\$49,426	\$49,426	\$0	\$0	\$0	\$0	\$0	\$0	
\$1,597,417	Total	\$1,571,113	\$671,113	\$150,000	\$150	\$150	\$150	\$150	\$150	
More (Less) Than Prior Year Program:		(\$26,304)	(\$176,304)	\$0	\$0	\$0	\$0	\$0	\$150	Multi-Yr

Q514100 Sloop, Eli & Long Coves Retrofits

Class: Dredging

FY2017 Council Approved

Description

This project Consists of Stream Channel Restoration in the Sloop, Eli and Long Coves Drainage Areas. The Existing Stream Channels are Eroding and Depositing Silt in the Nearby Sloop, Eli and Long Coves off Stony Creek.

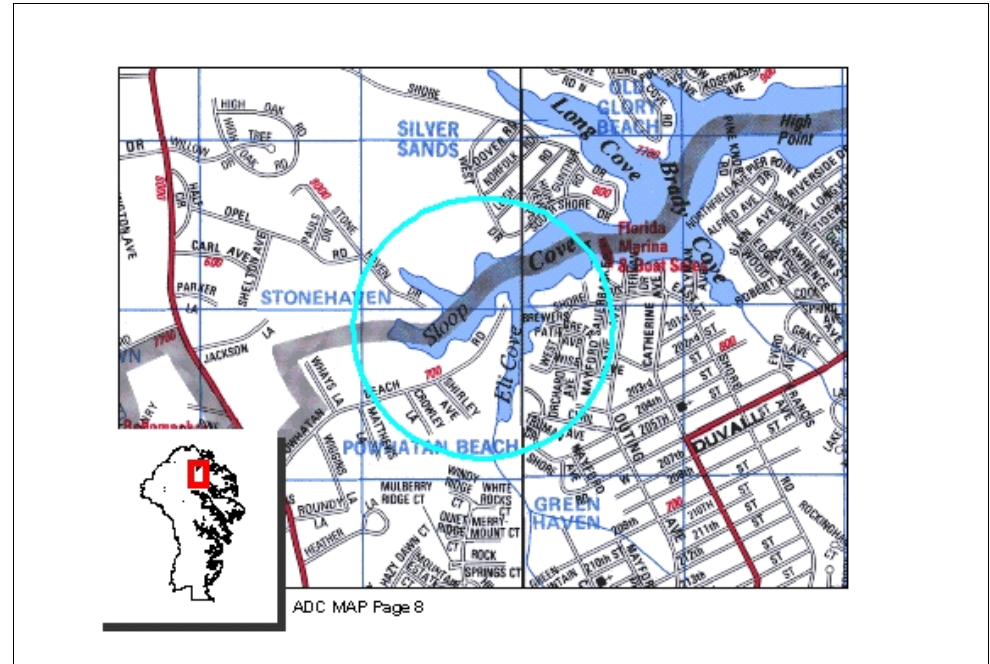
These coves were dredged under Project Q497400.

Benefit

Water quality improvement in connection with a dredging project.

Amendment History

County Council removed \$125,000 of prior approved PayGo funding and replaced with bond funding via amendment #49 to Bill 28-10.



Prior Year Project Total	Phase	Project Total	Prior Approval	Budget FY2017	Capital Program (\$000)					Beyond 6 Years
					FY2018	FY2019	FY2020	FY2021	FY2022	
\$512,000	Plans and Engineering	\$512,000	\$512,000	\$0	\$0	\$0	\$0	\$0	\$0	\$0
\$106,000	Land	\$106,000	\$106,000	\$0	\$0	\$0	\$0	\$0	\$0	\$0
\$863,000	Construction	\$863,000	\$863,000	\$0	\$0	\$0	\$0	\$0	\$0	\$0
\$101,000	Overhead	\$74,000	\$101,000	(\$27,000)	\$0	\$0	\$0	\$0	\$0	\$0
\$1,582,000	Total	\$1,555,000	\$1,582,000	(\$27,000)	\$0	\$0	\$0	\$0	\$0	\$0
More (Less) Than Prior Year Program:		(\$27,000)	\$0	(\$27,000)	\$0	\$0	\$0	\$0	\$0	\$0

Q514100 Sloop,Eli&Long Coves Retrofits

Class: Dredging

FY2017

Council Approved

Project Status

1. Current Status Of This Project: Active
2. Action Taken In Current Fiscal Year: Design
3. Action Required To Complete This Project: Right of Way Acquisition, Construction and Performance

Change from Prior Year

1. Change in Name or Description: None
2. Change in Total Project Cost: Corrected OH amount
3. Change in Scope: None
4. Change in Timing: None

Estimated Operating Budget Impact: None

Initial Total Project Cost Estimate

FY 2002 \$1,099,000

Financial Activity

	Expended	Encumbered	Total
April 1, 2015	\$522,609	\$157,461	\$680,070
April 1, 2016	\$579,851	\$102,500	\$682,351

Prior Year Project Total	Funding	Project Total	Prior Approval	Budget FY2017	Capital Program (\$000)					Beyond 6 Years
					FY2018	FY2019	FY2020	FY2021	FY2022	
\$1,582,000	General County Bonds	\$1,555,000	\$1,582,000	(\$27,000)	\$0	\$0	\$0	\$0	\$0	\$0
\$1,582,000	Total	\$1,555,000	\$1,582,000	(\$27,000)	\$0	\$0	\$0	\$0	\$0	\$0
More (Less) Than Prior Year Program:		(\$27,000)	\$0	(\$27,000)	\$0	\$0	\$0	\$0	\$0	\$0

Q514600 Waterway Improvement Program

Class: Dredging

FY2017 Council Approved

Description

The sole purpose of this project is to serve as a "place holder" in the program years of the capital program. It is common in this class of projects for there to be insufficient information to provide for the creation of specific project requests in the third, fourth and fifth years of the capital program. However, experience has shown that specific projects will, in fact, be generated for these program years in subsequent budget years. This project provides a mechanism for planning for these expected costs. This project is linked to Q4636 Waterway Proj Pln.

This project will not be the subject of any appropriation and therefore no expenditures will ever accrue against this project. This project provides a mechanism for setting-aside County matching funds for projects that are funded by the State.

Benefit

Provides a mechanism for financial planning in the program years.

Amendment History

Location

Countywide

Prior Year Project Total	Phase	Project Total	Prior Approval	Budget FY2017	Capital Program (\$000)					Beyond 6 Years
					FY2018	FY2019	FY2020	FY2021	FY2022	
\$5,000,000	Other	\$5,000,000	\$0	\$0	\$1,000	\$1,000	\$1,000	\$1,000	\$1,000	
\$5,000,000	Total	\$5,000,000	\$0	\$0	\$1,000	\$1,000	\$1,000	\$1,000	\$1,000	
More (Less) Than Prior Year Program:		\$0	\$0	(\$1,000,000)	\$0	\$0	\$0	\$0	\$1,000	Multi-Yr

Q514600 Waterway Improvement Program

Class: Dredging

FY2017 Council Approved

Project Status

1. Current Status Of This Project: Programmed
2. Action Taken In Current Fiscal Year: Multi-Year
3. Action Required To Complete This Project: Multi-Year

Change from Prior Year

1. Change in Name or Description: None
2. Change in Total Project Cost: Added FY22 funding; deleted FY17 programmed funding as specific new projects have been added to FY17 budget consistent with the purpose of this project.
3. Change in Scope: None
4. Change in Timing: None

Estimated Operating Budget Impact: None

Initial Total Project Cost Estimate

FY 2002 \$8,755,000

Financial Activity

	Expended	Encumbered	Total
April 1, 2015	\$0	\$0	\$0
April 1, 2016	\$0	\$0	\$0

Prior Year Project Total	Funding	Project Total	Prior Approval	Budget FY2017	Capital Program (\$000)					Beyond 6 Years
					FY2018	FY2019	FY2020	FY2021	FY2022	
\$5,000,000	General County Bonds	\$5,000,000	\$0	\$0	\$1,000	\$1,000	\$1,000	\$1,000	\$1,000	
\$5,000,000	Total	\$5,000,000	\$0	\$0	\$1,000	\$1,000	\$1,000	\$1,000	\$1,000	
More (Less) Than Prior Year Program:		\$0	\$0	(\$1,000,000)	\$0	\$0	\$0	\$0	\$1,000	Multi-Yr

Q517300 Town Point DMP Site Upgrade

Class: Dredging

FY2017 Council Approved

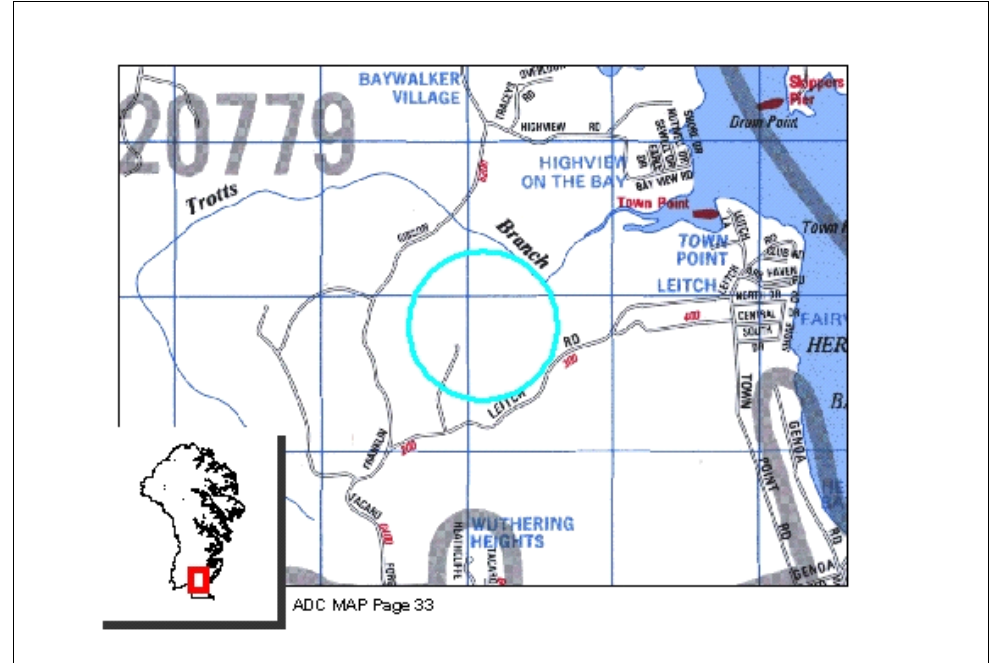
Description

This project consist of design and construction of upgrading the Town Point dredge material placement site and dredging of the channel to permit access to the site for off-loading by barge. This upgrade is necessary to ensure there is dredge disposal capacity for dredging projects in the South County area.

Benefit

Provides capacity for dredging projects.

Amendment History



Prior Year Project Total	Phase	Project Total	Prior Approval	Budget FY2017	Capital Program (\$000)					Beyond 6 Years
					FY2018	FY2019	FY2020	FY2021	FY2022	
\$548,000	Plans and Engineering	\$548,000	\$548,000	\$0	\$0	\$0	\$0	\$0	\$0	\$0
\$0	Land	\$0	\$0	\$0	\$0	\$0	\$0	\$0	\$0	\$0
\$1,829,000	Construction	\$1,793,000	\$1,829,000	(\$36,000)	\$0	\$0	\$0	\$0	\$0	\$0
\$119,000	Overhead	\$119,000	\$119,000	\$0	\$0	\$0	\$0	\$0	\$0	\$0
\$2,496,000	Total	\$2,460,000	\$2,496,000	(\$36,000)	\$0	\$0	\$0	\$0	\$0	\$0
More (Less) Than Prior Year Program:		(\$36,000)	\$0	(\$36,000)	\$0	\$0	\$0	\$0	\$0	\$0

Q517300 Town Point DMP Site Upgrade

Class: Dredging

FY2017 Council Approved

Project Status

1. Current Status Of This Project: Complete
2. Action Taken In Current Fiscal Year: None
3. Action Required To Complete This Project: None

Change from Prior Year

1. Change In Name Or Description: None
2. Change In Total Project Cost: Deappropriate remaining funds
3. Change In Scope: None
4. Change In Timing: None

Estimated Operating Budget Impact: None

Initial Total Project Cost Estimate

FY 2003 \$1,035,000

Financial Activity

	Expended	Encumbered	Total
April 1, 2015	\$2,447,436	\$534	\$2,447,970
April 1, 2016	\$2,459,406	\$0	\$2,459,406

Prior Year Project Total	Funding	Project Total	Prior Approval	Budget FY2017	Capital Program (\$000)					Beyond 6 Years
					FY2018	FY2019	FY2020	FY2021	FY2022	
\$216,000	General County Bonds	\$118,000	\$216,000	(\$98,000)	\$0	\$0	\$0	\$0	\$0	\$0
\$2,280,000	MD Waterway Improvement	\$2,342,000	\$2,280,000	\$62,000	\$0	\$0	\$0	\$0	\$0	\$0
\$2,496,000	Total	\$2,460,000	\$2,496,000	(\$36,000)	\$0	\$0	\$0	\$0	\$0	\$0
More (Less) Than Prior Year Program:		(\$36,000)	\$0	(\$36,000)	\$0	\$0	\$0	\$0	\$0	\$0

Q542900 SAV Monitoring

Class: Dredging

FY2017 Council Approved

Project Status

1. Current Status Of This Project: Active
2. Action Taken In Current Fiscal Year: SAV Monitoring
3. Action Required To Complete This Project: Multi-Year

Change from Prior Year

1. Change in Name or Description: None
2. Change in Total Project Cost: Added FY22 Funding
3. Change in Scope: None
4. Change in Timing: None

Estimated Operating Budget Impact: Less than \$100,000 per year

Initial Total Project Cost Estimate

FY 2008 \$100,000

Financial Activity

	Expended	Encumbered	Total
April 1, 2015	\$139,454	\$18,939	\$158,394
April 1, 2016	\$210,913	\$0	\$210,913

Prior Year Project Total	Funding	Project Total	Prior Approval	Budget FY2017	Capital Program (\$000)					Beyond 6 Years
					FY2018	FY2019	FY2020	FY2021	FY2022	
\$458,011	General Fund PayGo	\$473,702	\$173,702	\$50,000	\$50	\$50	\$50	\$50	\$50	\$0
\$40,000	MD Waterway Improvement	\$40,000	\$40,000	\$0	\$0	\$0	\$0	\$0	\$0	\$0
\$498,011	Total	\$513,702	\$213,702	\$50,000	\$50	\$50	\$50	\$50	\$50	\$0
More (Less) Than Prior Year Program:		\$15,691	(\$34,309)	\$0	\$0	\$0	\$0	\$0	\$50	\$0

Q567600 Church Creek Dredging

Class: Dredging

FY2017 Council Approved

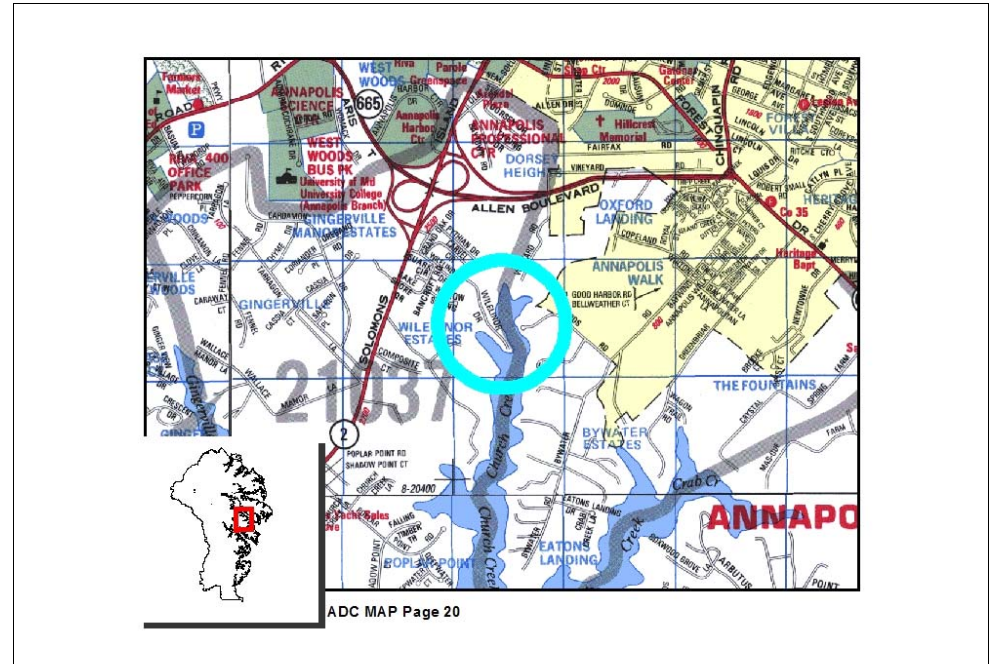
Description

This project is to dredge the Church Creek Channel to restore recreational boating to the community. This project includes design and dredging of approximately 3,700 cubic yards of material from the Church Creek Channel.

Benefit

Restore recreational boating access to the community.

Amendment History



Prior Year Project Total	Phase	Project Total	Prior Approval	Budget FY2017	Capital Program (\$000)					Beyond 6 Years
					FY2018	FY2019	FY2020	FY2021	FY2022	
\$121,000	Plans and Engineering	\$96,000	\$121,000	(\$25,000)	\$0	\$0	\$0	\$0	\$0	\$0
\$20,000	Land	\$0	\$20,000	(\$20,000)	\$0	\$0	\$0	\$0	\$0	\$0
\$505,000	Construction	\$389,000	\$505,000	(\$116,000)	\$0	\$0	\$0	\$0	\$0	\$0
\$45,000	Overhead	\$30,000	\$45,000	(\$15,000)	\$0	\$0	\$0	\$0	\$0	\$0
\$691,000	Total	\$515,000	\$691,000	(\$176,000)	\$0	\$0	\$0	\$0	\$0	\$0
More (Less) Than Prior Year Program:		(\$176,000)	\$0	(\$176,000)	\$0	\$0	\$0	\$0	\$0	\$0

Q567600 Church Creek Dredging

Class: Dredging

FY2017

Council Approved

Project Status

1. Current status of this Project: Active
2. Action taken in Current Fiscal Year: Design and Construction
3. Action required to complete this Project: Construction and Performance

Change from Prior Year

1. Change in Name or Description: None
2. Change in Total Project Cost: Reduced cost
3. Change in Scope: None
4. Change in Timing: None

Estimated Operating Budget Impact: Indeterminate

Initial Total Project Cost Estimate

FY 2016 \$691,000

Financial Activity

	Expended	Encumbered	Total
April 1, 2015	\$0	\$0	\$0
April 1, 2016	\$338,946	\$4,132	\$343,078

Prior Year Project Total	Funding	Project Total	Prior Approval	Budget FY2017	Capital Program (\$000)					Beyond 6 Years
					FY2018	FY2019	FY2020	FY2021	FY2022	
\$385,000	General County Bonds	\$265,000	\$385,000	(\$120,000)	\$0	\$0	\$0	\$0	\$0	\$0
\$306,000	MD Waterway Improvement	\$250,000	\$306,000	(\$56,000)	\$0	\$0	\$0	\$0	\$0	\$0
\$691,000	Total	\$515,000	\$691,000	(\$176,000)	\$0	\$0	\$0	\$0	\$0	\$0
More (Less) Than Prior Year Program:		(\$176,000)	\$0	(\$176,000)	\$0	\$0	\$0	\$0	\$0	\$0

Q567700 Marley Creek Dredging

Class: Dredging

FY2017 Council Approved

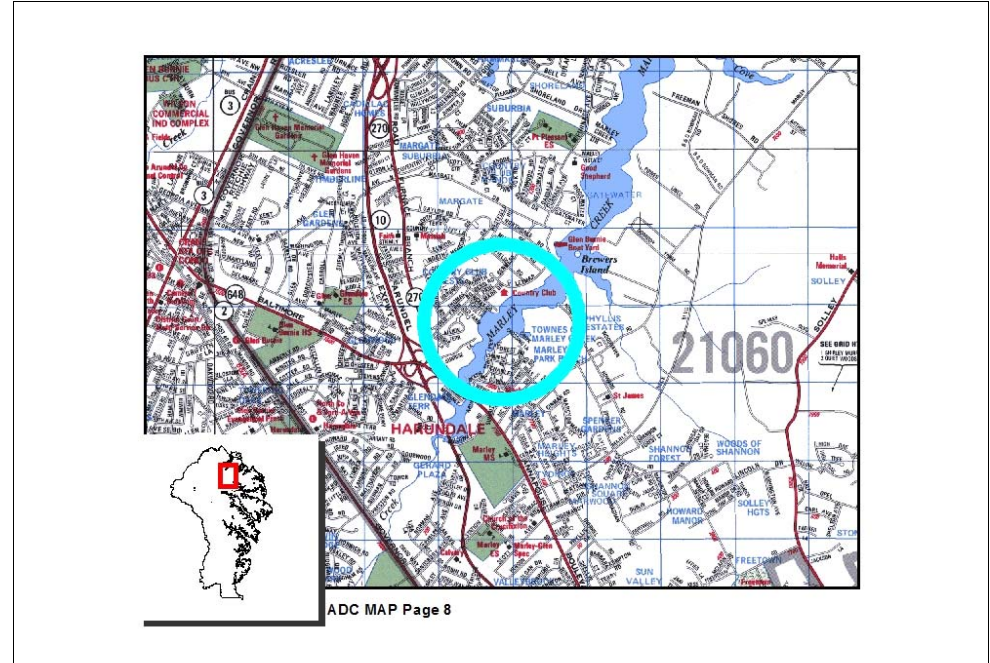
Description

This project is to dredge Marley Creek to restore recreational boating to the community. Construction includes dredging of approximately 4,900 cubic yards of material from Marley Creek Channel.

Benefit

Restore recreational boating access to the community.

Amendment History



Prior Year Project Total	Phase	Project Total	Prior Approval	Budget FY2017	Capital Program (\$000)					Beyond 6 Years
					FY2018	FY2019	FY2020	FY2021	FY2022	
\$97,000	Plans and Engineering	\$85,000	\$97,000	(\$12,000)	\$0	\$0	\$0	\$0	\$0	\$0
\$20,000	Land	\$0	\$20,000	(\$20,000)	\$0	\$0	\$0	\$0	\$0	\$0
\$556,000	Construction	\$573,000	\$556,000	\$17,000	\$0	\$0	\$0	\$0	\$0	\$0
\$47,000	Overhead	\$47,000	\$47,000	\$0	\$0	\$0	\$0	\$0	\$0	\$0
\$720,000	Total	\$705,000	\$720,000	(\$15,000)	\$0	\$0	\$0	\$0	\$0	\$0
More (Less) Than Prior Year Program:		(\$15,000)	\$0	(\$15,000)	\$0	\$0	\$0	\$0	\$0	\$0

Q567700 Marley Creek Dredging

Class: Dredging

FY2017 Council Approved

Project Status

1. Current status of this project: Active
2. Action taken in Current Fiscal Year: Design
3. Action required to complete this project: Construction and Performance

Change from Prior Year

1. Change in Name or Description: None
2. Change in Total Project Cost: Cost Decrease Base On Current Estimate
3. Change in Scope: None
4. Change in Timing: None

Estimated Operating Budget Impact: Indeterminate

Initial Total Project Cost Estimate

FY 2016 \$720,000

Financial Activity

	Expended	Encumbered	Total
April 1, 2015	\$0	\$0	\$0
April 1, 2016	\$0	\$0	\$0

Prior Year Project Total	Funding	Project Total	Prior Approval	Budget FY2017	Capital Program (\$000)					Beyond 6 Years
					FY2018	FY2019	FY2020	FY2021	FY2022	
\$398,000	General County Bonds	\$398,000	\$398,000	\$0	\$0	\$0	\$0	\$0	\$0	\$0
\$322,000	MD Waterway Improvement	\$307,000	\$322,000	(\$15,000)	\$0	\$0	\$0	\$0	\$0	\$0
\$720,000	Total	\$705,000	\$720,000	(\$15,000)	\$0	\$0	\$0	\$0	\$0	\$0
More (Less) Than Prior Year Program:		(\$15,000)	\$0	(\$15,000)	\$0	\$0	\$0	\$0	\$0	\$0

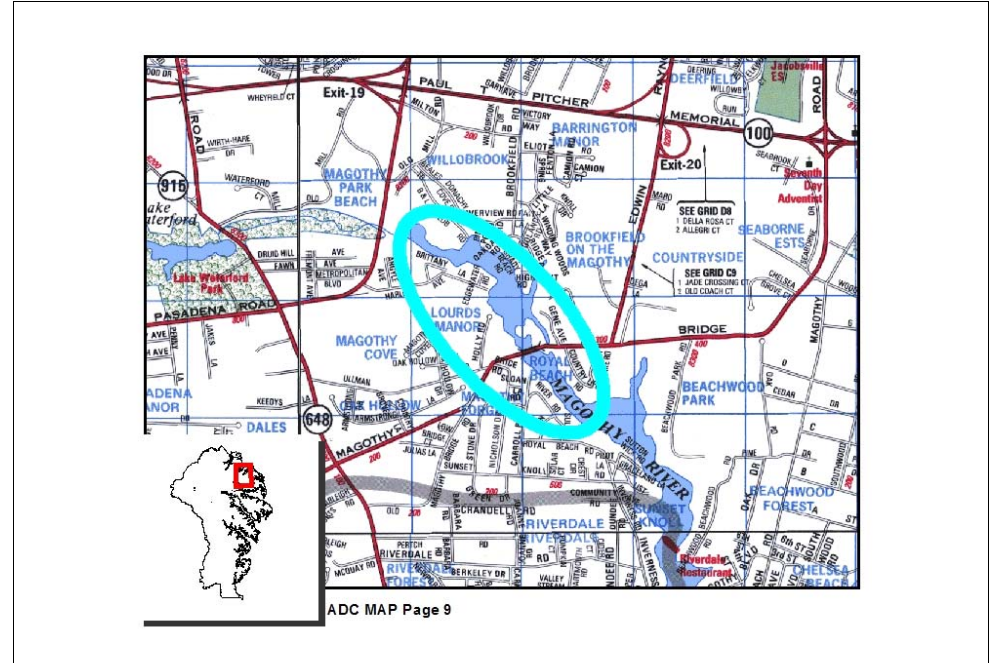
Q570400 Upper Magothy River Dredging

Class: Dredging

FY2017 Council Approved

Description

This project funds the design, permitting and construction services associated with dredging of the Upper Magothy River to restore recreational boating. Approximately 3,225 cubic yards of material will be dredged from the Upper Magothy River and placed upland.



Benefit

Restore recreational boating to the community.

Amendment History

Prior Year Project Total	Phase	Project Total	Prior Approval	Budget FY2017	Capital Program (\$000)					Beyond 6 Years
					FY2018	FY2019	FY2020	FY2021	FY2022	
	Plans and Engineering	\$103,000	\$0	\$103,000	\$0	\$0	\$0	\$0	\$0	\$0
	Land	\$20,000	\$0	\$20,000	\$0	\$0	\$0	\$0	\$0	\$0
	Construction	\$475,000	\$0	\$475,000	\$0	\$0	\$0	\$0	\$0	\$0
	Overhead	\$36,000	\$0	\$36,000	\$0	\$0	\$0	\$0	\$0	\$0
\$0	Total	\$634,000	\$0	\$634,000	\$0	\$0	\$0	\$0	\$0	\$0
	More (Less) Than Prior Year Program:	\$634,000	\$0	\$634,000	\$0	\$0	\$0	\$0	\$0	\$0

Q570400 Upper Magothy River Dredging

Class: Dredging

FY2017 Council Approved

Project Status

1. Current Status of this Project: New Project
2. Action Taken in Current FY: New Project
3. Action Required to Complete This Project: New Project

Change from Prior Year

1. Change In Name Or Description: New Project
2. Change In Total Project Cost: New Project
3. Change In Scope: New Project
4. Change In Timing: New Project

Estimated Operating Budget Impact: Indeterminate

Initial Total Project Cost Estimate

FY 0 \$0

Financial Activity

	Expended	Encumbered	Total
April 1, 2015	\$0	\$0	\$0
April 1, 2016	\$0	\$0	\$0

Prior Year Project Total	Funding	Project Total	Prior Approval	Budget FY2017	Capital Program (\$000)					Beyond 6 Years
					FY2018	FY2019	FY2020	FY2021	FY2022	
	General County Bonds	\$345,000	\$0	\$345,000	\$0	\$0	\$0	\$0	\$0	\$0
	MD Waterway Improvement	\$289,000	\$0	\$289,000	\$0	\$0	\$0	\$0	\$0	\$0
\$0	Total	\$634,000	\$0	\$634,000	\$0	\$0	\$0	\$0	\$0	\$0
More (Less) Than Prior Year Program:		\$634,000	\$0	\$634,000	\$0	\$0	\$0	\$0	\$0	\$0

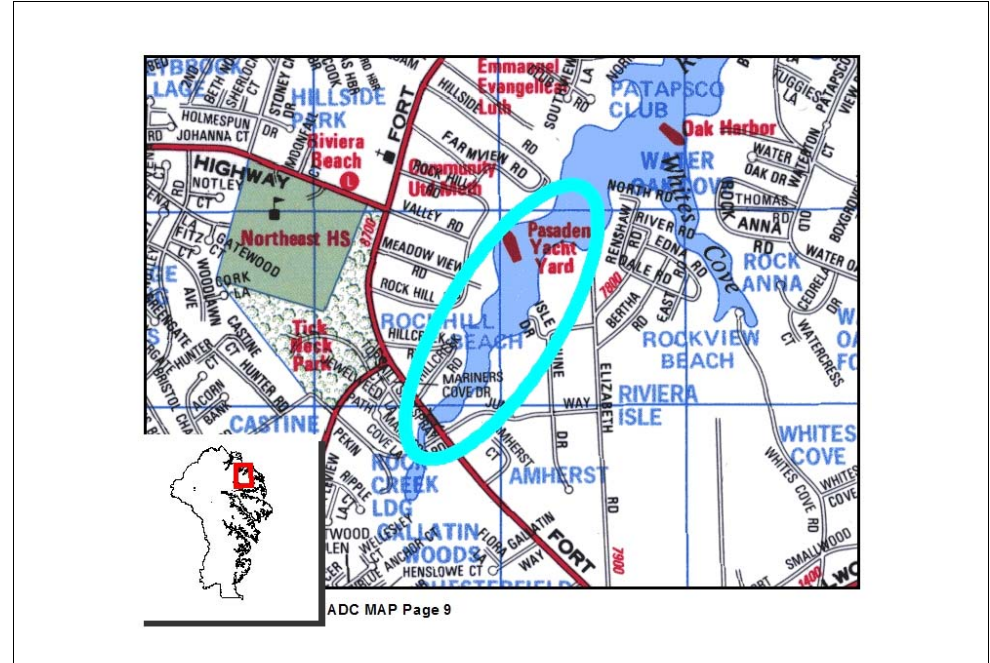
Q570500 Rock Creek Dredging

Class: Dredging

FY2017 Council Approved

Description

This project funds the design, permitting and construction services associated with dredging of Rock Creek to restore recreational boating. Approximately 800 cubic yards of material will be dredged from Rock Creek and placed upland.



Benefit

Restore recreational boating to the community.

Amendment History

Prior Year Project Total	Phase	Project Total	Prior Approval	Budget FY2017	Capital Program (\$000)					Beyond 6 Years
					FY2018	FY2019	FY2020	FY2021	FY2022	
	Plans and Engineering	\$57,000	\$0	\$57,000	\$0	\$0	\$0	\$0	\$0	\$0
	Land	\$20,000	\$0	\$20,000	\$0	\$0	\$0	\$0	\$0	\$0
	Construction	\$125,000	\$0	\$125,000	\$0	\$0	\$0	\$0	\$0	\$0
	Overhead	\$12,000	\$0	\$12,000	\$0	\$0	\$0	\$0	\$0	\$0
\$0	Total	\$214,000	\$0	\$214,000	\$0	\$0	\$0	\$0	\$0	\$0
	More (Less) Than Prior Year Program:	\$214,000	\$0	\$214,000	\$0	\$0	\$0	\$0	\$0	\$0

Q570500 Rock Creek Dredging

Class: Dredging

FY2017 Council Approved

Project Status

1. Current Status of this Project: New Project
2. Action Taken in Current FY: New Project
3. Action Required to Complete This Project: New Project

Change from Prior Year

1. Change In Name Or Description: New Project
2. Change In Total Project Cost: New Project
3. Change In Scope: New Project
4. Change In Timing: New Project

Estimated Operating Budget Impact: Indeterminate

Initial Total Project Cost Estimate

FY 0 \$0

Financial Activity

	Expended	Encumbered	Total
April 1, 2015	\$0	\$0	\$0
April 1, 2016	\$0	\$0	\$0

Prior Year Project Total	Funding	Project Total	Prior Approval	Budget FY2017	Capital Program (\$000)					Beyond 6 Years
					FY2018	FY2019	FY2020	FY2021	FY2022	
	General County Bonds	\$126,000	\$0	\$126,000	\$0	\$0	\$0	\$0	\$0	\$0
	MD Waterway Improvement	\$88,000	\$0	\$88,000	\$0	\$0	\$0	\$0	\$0	\$0
\$0	Total	\$214,000	\$0	\$214,000	\$0	\$0	\$0	\$0	\$0	\$0
More (Less) Than Prior Year Program:		\$214,000	\$0	\$214,000	\$0	\$0	\$0	\$0	\$0	\$0

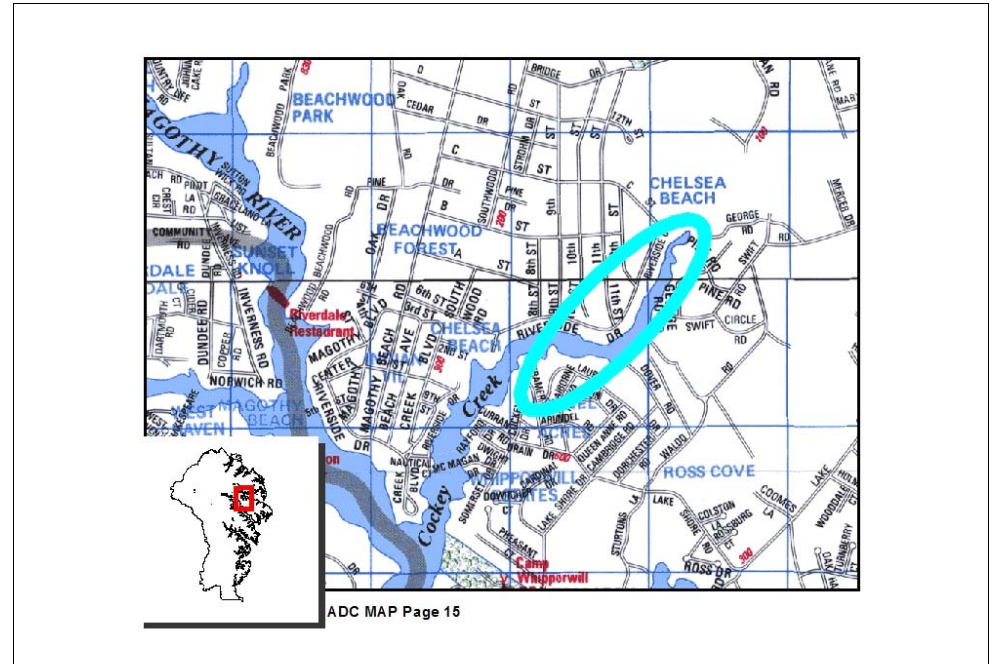
Q570600 Cocky Creek Dredging 2

Class: Dredging

FY2017 Council Approved

Description

This project funds the design, permitting and construction services associated with dredging of Cocky Creek to restore recreational boating. Approximately 1,800 cubic yards of material will be dredged from Cocky Creek and placed upland.



Benefit

Restore recreational boating to the community.

Amendment History

Prior Year Project Total	Phase	Project Total	Prior Approval	Budget FY2017	Capital Program (\$000)					Beyond 6 Years
					FY2018	FY2019	FY2020	FY2021	FY2022	
	Plans and Engineering	\$90,000	\$0	\$90,000	\$0	\$0	\$0	\$0	\$0	\$0
	Land	\$20,000	\$0	\$20,000	\$0	\$0	\$0	\$0	\$0	\$0
	Construction	\$300,000	\$0	\$300,000	\$0	\$0	\$0	\$0	\$0	\$0
	Overhead	\$24,000	\$0	\$24,000	\$0	\$0	\$0	\$0	\$0	\$0
\$0	Total	\$434,000	\$0	\$434,000	\$0	\$0	\$0	\$0	\$0	\$0
	More (Less) Than Prior Year Program:	\$434,000	\$0	\$434,000	\$0	\$0	\$0	\$0	\$0	\$0

Q570600 Cockey Creek Dredging 2

Class: Dredging

FY2017

Council Approved

Project Status

1. Current Status of this Project: New Project
2. Action Taken in Current FY: New Project
3. Action Required to Complete This Project: New Project

Change from Prior Year

1. Change In Name Or Description: New Project
2. Change In Total Project Cost: New Project
3. Change In Scope: New Project
4. Change In Timing: New Project

Estimated Operating Budget Impact: Indeterminate

Initial Total Project Cost Estimate

FY 0 \$0

Financial Activity

	Expended	Encumbered	Total
April 1, 2015	\$0	\$0	\$0
April 1, 2016	\$0	\$0	\$0

Prior Year Project Total	Funding	Project Total	Prior Approval	Budget FY2017	Capital Program (\$000)					Beyond 6 Years
					FY2018	FY2019	FY2020	FY2021	FY2022	
	General County Bonds	\$242,000	\$0	\$242,000	\$0	\$0	\$0	\$0	\$0	\$0
	MD Waterway Improvement	\$192,000	\$0	\$192,000	\$0	\$0	\$0	\$0	\$0	\$0
\$0	Total	\$434,000	\$0	\$434,000	\$0	\$0	\$0	\$0	\$0	\$0
More (Less) Than Prior Year Program:		\$434,000	\$0	\$434,000	\$0	\$0	\$0	\$0	\$0	\$0

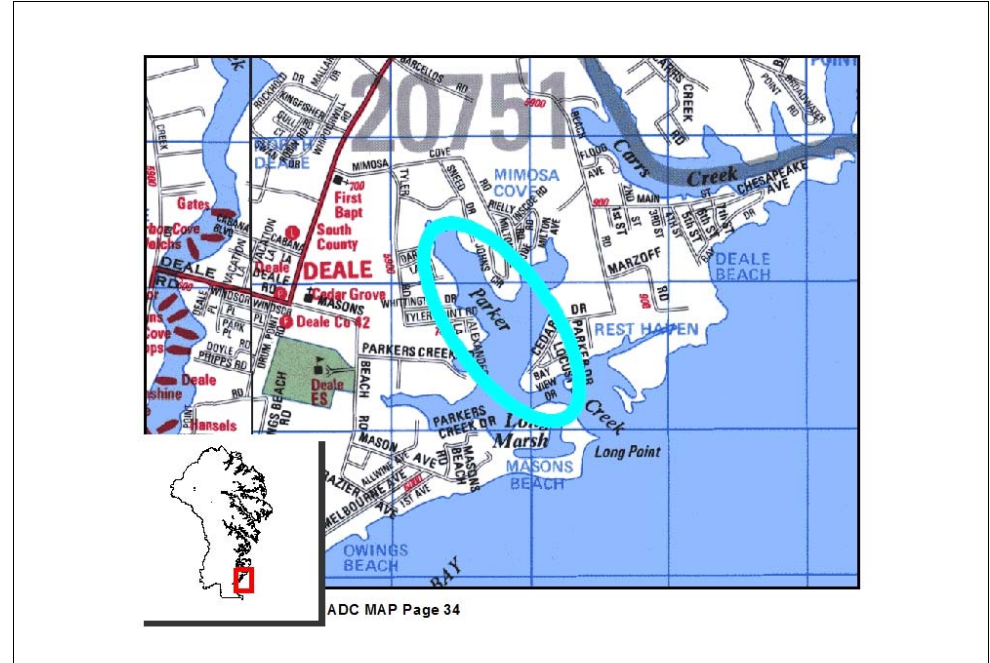
Q570700 Parker Creek Dredging 2

Class: Dredging

FY2017 Council Approved

Description

This project funds the design, permitting and construction services associated with dredging of Parker Creek to restore recreational boating. Approximately 4,700 cubic yards of material will be dredged from Parker Creek and placed upland.



Benefit

Restore recreational boating to the community.

Amendment History

Prior Year Project Total	Phase	Project Total	Prior Approval	Budget FY2017	Capital Program (\$000)					Beyond 6 Years
					FY2018	FY2019	FY2020	FY2021	FY2022	
	Plans and Engineering	\$90,000	\$0	\$90,000	\$0	\$0	\$0	\$0	\$0	\$0
	Land	\$20,000	\$0	\$20,000	\$0	\$0	\$0	\$0	\$0	\$0
	Construction	\$682,000	\$0	\$682,000	\$0	\$0	\$0	\$0	\$0	\$0
	Overhead	\$48,000	\$0	\$48,000	\$0	\$0	\$0	\$0	\$0	\$0
\$0	Total	\$840,000	\$0	\$840,000	\$0	\$0	\$0	\$0	\$0	\$0
	More (Less) Than Prior Year Program:	\$840,000	\$0	\$840,000	\$0	\$0	\$0	\$0	\$0	\$0

Q570700 Parker Creek Dredging 2

Class: Dredging

FY2017 Council Approved

Project Status

1. Current Status of this Project: New Project
2. Action Taken in Current FY: New Project
3. Action Required to Complete This Project: New Project

Change from Prior Year

1. Change In Name Or Description: New Project
2. Change In Total Project Cost: New Project
3. Change In Scope: New Project
4. Change In Timing: New Project

Estimated Operating Budget Impact: Indeterminate

Initial Total Project Cost Estimate

FY 0 \$0

Financial Activity

Expended	Encumbered	Total
April 1, 2015	\$0	\$0
April 1, 2016	\$0	\$0

Prior Year Project Total	Funding	Project Total	Prior Approval	Budget FY2017	Capital Program (\$000)					Beyond 6 Years
					FY2018	FY2019	FY2020	FY2021	FY2022	
	General County Bonds	\$457,000	\$0	\$457,000	\$0	\$0	\$0	\$0	\$0	\$0
	MD Waterway Improvement	\$383,000	\$0	\$383,000	\$0	\$0	\$0	\$0	\$0	\$0
\$0	Total	\$840,000	\$0	\$840,000	\$0	\$0	\$0	\$0	\$0	\$0
More (Less) Than Prior Year Program:		\$840,000	\$0	\$840,000	\$0	\$0	\$0	\$0	\$0	\$0

D346400 Chg Agnst Dredging Closed Proj

Class: Dredging

FY2017

Council Approved

Project Status

1. Current Status Of This Project: Active
2. Action Taken In Current Fiscal Year: Multi-Year
3. Action Required To Complete This Project: Multi-Year

Change from Prior Year

1. Change in Name or Description: None
2. Change in Total Project Cost: None
3. Change in Scope: None
4. Change in Timing: None

Estimated Operating Budget Impact: None

Initial Total Project Cost Estimate

FY 1987 \$51,000

Financial Activity

Expended	Encumbered	Total	
April 1, 2015	\$66,987	\$0	\$66,987
April 1, 2016	\$68,472	\$1,191	\$69,663

Prior Year Project Total	Funding	Project Total	Prior Approval	Budget FY2017	Capital Program (\$000)					Beyond 6 Years
					FY2018	FY2019	FY2020	FY2021	FY2022	
\$65,646	General County Bonds	\$65,646	\$65,646	\$0	\$0	\$0	\$0	\$0	\$0	
\$10,000	General Fund PayGo	\$10,000	\$10,000	\$0	\$0	\$0	\$0	\$0	\$0	
\$75,646	Total	\$75,646	\$75,646	\$0	\$0	\$0	\$0	\$0	\$0	
More (Less) Than Prior Year Program:		\$0	\$0	\$0	\$0	\$0	\$0	\$0	\$0	Multi-Yr

D562500 CSX DMP Site Restoration

Class: Dredging

FY2017 Council Approved

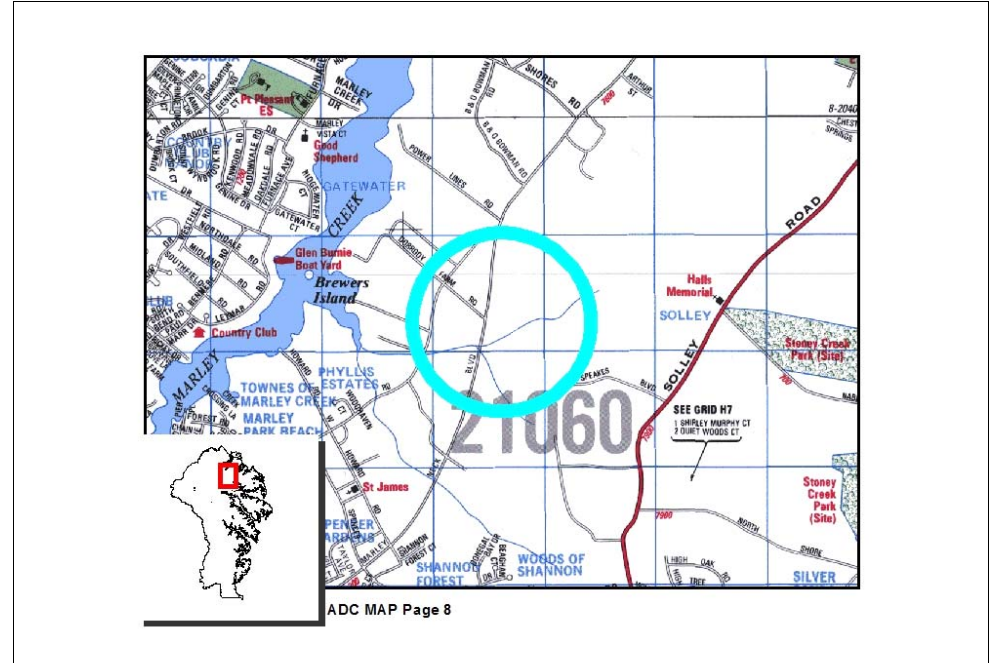
Description

This Project is for the restoration of the Dredge Material Placement (DMP) site on Marley Neck Blvd. to include design and construction to restore the embankment, liner and perimeter fencing.

Benefit

Rehabilitation of County dredging infrastructure to extend its useful life.

Amendment History



Prior Year Project Total	Phase	Project Total	Prior Approval	Budget FY2017	Capital Program (\$000)					Beyond 6 Years
					FY2018	FY2019	FY2020	FY2021	FY2022	
\$65,000	Plans and Engineering	\$65,000	\$65,000	\$0	\$0	\$0	\$0	\$0	\$0	\$0
\$240,000	Construction	\$240,000	\$240,000	\$0	\$0	\$0	\$0	\$0	\$0	\$0
\$22,000	Overhead	\$22,000	\$22,000	\$0	\$0	\$0	\$0	\$0	\$0	\$0
\$327,000	Total	\$327,000	\$327,000	\$0	\$0	\$0	\$0	\$0	\$0	\$0
More (Less) Than Prior Year Program:		\$0	\$0	\$0	\$0	\$0	\$0	\$0	\$0	\$0

D562500 CSX DMP Site Restoration

Class: Dredging

FY2017

Council Approved

Project Status

1. Current status of this Project: Active
2. Action taken in Current Fiscal Year: Design
3. Action required to complete this Project: Construction and Performance

Change from Prior Year

1. Change in Name or Description: None
2. Change in Total Project Cost: None
3. Change in Scope: None
4. Change in Timing: None

Estimated Operating Budget Impact: Indeterminate

Initial Total Project Cost Estimate

FY 2015 \$327,000

Financial Activity

	Expended	Encumbered	Total
April 1, 2015	\$635	\$49,187	\$49,822
April 1, 2016	\$36,992	\$14,455	\$51,446

Prior Year Project Total	Funding	Project Total	Prior Approval	Budget FY2017	Capital Program (\$000)					Beyond 6 Years
					FY2018	FY2019	FY2020	FY2021	FY2022	
\$327,000	General County Bonds	\$327,000	\$327,000	\$0	\$0	\$0	\$0	\$0	\$0	\$0
\$327,000	Total	\$327,000	\$327,000	\$0	\$0	\$0	\$0	\$0	\$0	\$0
More (Less) Than Prior Year Program:		\$0	\$0	\$0	\$0	\$0	\$0	\$0	\$0	\$0

D562600 Rock Creek DMP Restoration

Class: Dredging

FY2017

Council Approved

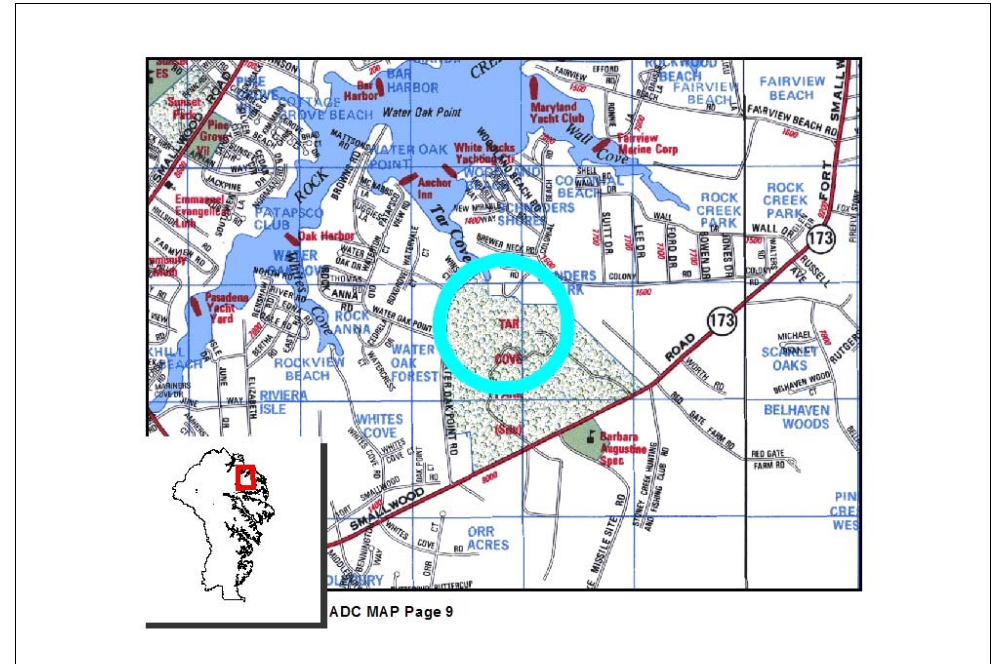
Description

This Project is for the restoration of the Rock Creek Dredge Material Placement (DMP) site on Water Oak Point Rd. to include design and construction to restore the embankment and provide an additional 25,000 cubic yard capacity.

Benefit

Rehabilitation of County dredging infrastructure to extend its useful life and Service Expansion to provide added capacity in support of the County Dredging program.

Amendment History



Prior Year Project Total	Phase	Project Total	Prior Approval	Budget FY2017	Capital Program (\$000)					Beyond 6 Years
					FY2018	FY2019	FY2020	FY2021	FY2022	
\$65,000	Plans and Engineering	\$65,000	\$65,000	\$0	\$0	\$0	\$0	\$0	\$0	\$0
\$512,000	Construction	\$512,000	\$512,000	\$0	\$0	\$0	\$0	\$0	\$0	\$0
\$41,000	Overhead	\$41,000	\$41,000	\$0	\$0	\$0	\$0	\$0	\$0	\$0
\$618,000	Total	\$618,000	\$618,000	\$0	\$0	\$0	\$0	\$0	\$0	\$0
More (Less) Than Prior Year Program:		\$0	\$0	\$0	\$0	\$0	\$0	\$0	\$0	\$0

D562600 Rock Creek DMP Restoration

Class: Dredging

FY2017

Council Approved

Project Status

1. Current status of this Project: Active
2. Action taken in Current Fiscal Year: Design
3. Action required to complete this Project: Construction and Performance

Change from Prior Year

1. Change in Name or Description: None
2. Change in Total Project Cost: None
3. Change in Scope: None
4. Change in Timing: None

Estimated Operating Budget Impact: Indeterminate

Initial Total Project Cost Estimate

FY 2015 \$618,000

Financial Activity

	Expended	Encumbered	Total
April 1, 2015	\$898	\$59,000	\$59,898
April 1, 2016	\$31,557	\$29,968	\$61,525

Prior Year Project Total	Funding	Project Total	Prior Approval	Budget FY2017	Capital Program (\$000)					Beyond 6 Years
					FY2018	FY2019	FY2020	FY2021	FY2022	
\$618,000	General County Bonds	\$618,000	\$618,000	\$0	\$0	\$0	\$0	\$0	\$0	\$0
\$618,000	Total	\$618,000	\$618,000	\$0	\$0	\$0	\$0	\$0	\$0	\$0
More (Less) Than Prior Year Program:		\$0	\$0	\$0	\$0	\$0	\$0	\$0	\$0	\$0

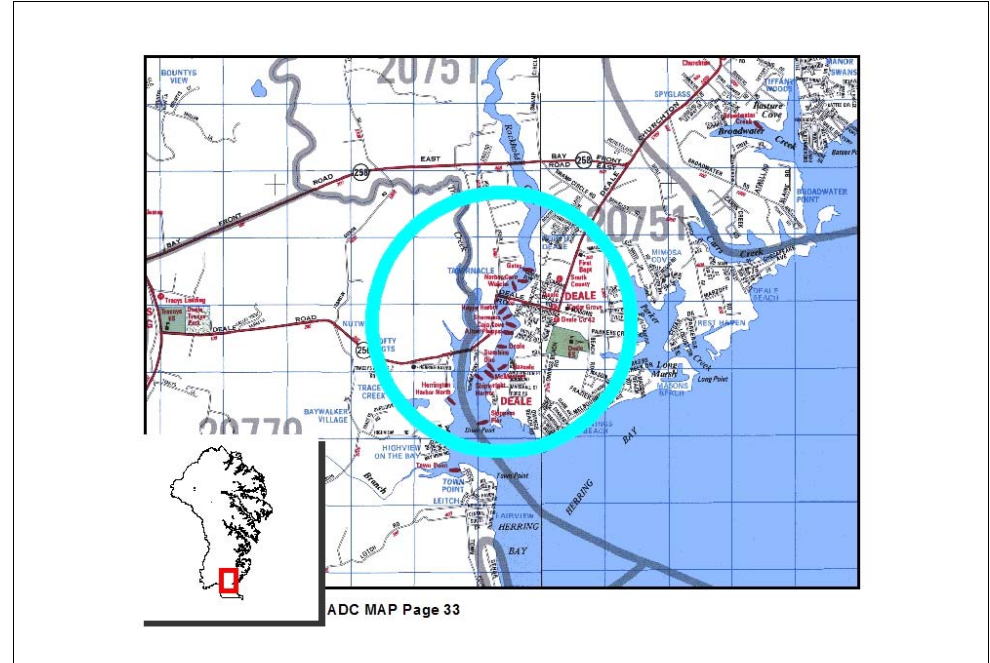
D562700 Rockhold Crk County Dredging

Class: Dredging

FY2017 Council Approved

Description

This project is to dredge the Rockhold Creek County Channel to restore recreational boating to the community. The Project includes design and construction of the dredge material placement (DMP) site at the headwaters of Rockhold Creek, dredging approximately 23,400 cubic yards of material from the Rockhold Creek County channel and closure of the DMP site.



Benefit

Restore recreational boating access to the community.

Amendment History

Prior Year Project Total	Phase	Project Total	Prior Approval	Budget FY2017	Capital Program (\$000)					Beyond 6 Years
					FY2018	FY2019	FY2020	FY2021	FY2022	
\$254,000	Plans and Engineering	\$254,000	\$254,000	\$0	\$0	\$0	\$0	\$0	\$0	\$0
\$20,000	Land	\$20,000	\$20,000	\$0	\$0	\$0	\$0	\$0	\$0	\$0
\$2,513,000	Construction	\$2,513,000	\$2,513,000	\$0	\$0	\$0	\$0	\$0	\$0	\$0
\$191,000	Overhead	\$191,000	\$191,000	\$0	\$0	\$0	\$0	\$0	\$0	\$0
\$2,978,000	Total	\$2,978,000	\$2,978,000	\$0	\$0	\$0	\$0	\$0	\$0	\$0
More (Less) Than Prior Year Program:		\$0	\$0	\$0	\$0	\$0	\$0	\$0	\$0	\$0

D562700 Rockhold Crk County Dredging

Class: Dredging

FY2017

Council Approved

Project Status

1. Current status of this Project: Active
2. Action taken in Current Fiscal Year: Design and Initiated Construction
3. Action required to complete this Project: Construction and Performance

Change from Prior Year

1. Change in Name or Description: None
2. Change in Total Project Cost: None
3. Change in Scope: None
4. Change in Timing: None

Estimated Operating Budget Impact: Indeterminate

Initial Total Project Cost Estimate

FY 2015 \$2,978,000

Financial Activity

	Expended	Encumbered	Total
April 1, 2015	\$1,624	\$86,086	\$87,710
April 1, 2016	\$938,641	\$225,253	\$1,163,893

Prior Year Project Total	Funding	Project Total	Prior Approval	Budget FY2017	Capital Program (\$000)					Beyond 6 Years
					FY2018	FY2019	FY2020	FY2021	FY2022	
\$1,597,000	General County Bonds	\$1,597,000	\$1,597,000	\$0	\$0	\$0	\$0	\$0	\$0	\$0
\$1,381,000	MD Waterway Improvement	\$1,381,000	\$1,381,000	\$0	\$0	\$0	\$0	\$0	\$0	\$0
\$2,978,000	Total	\$2,978,000	\$2,978,000	\$0	\$0	\$0	\$0	\$0	\$0	\$0
More (Less) Than Prior Year Program:		\$0	\$0	\$0	\$0	\$0	\$0	\$0	\$0	\$0

D562800 Pocahontas Creek Dredging

Class: Dredging

FY2017 Council Approved

Description

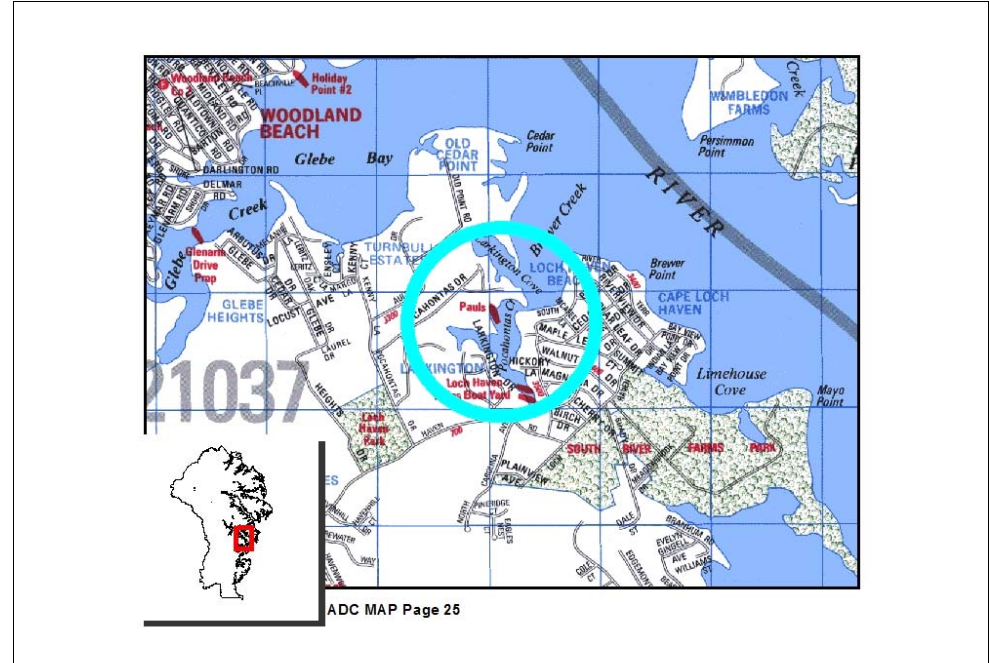
This project is to dredge the Pocahontas Creek Channel to restore recreational boating to the community. This project includes design and dredging of approximately 4,200 cubic yards of material from the Pocahontas Creek Entrance channel and Headwaters and Larkington Cove Entrance Channel in Pocahontas Creek.

Benefit

Restore recreational boating access to the community.

Amendment History

Removed \$397,000 via AMD #34 to Bill 23-14. County Council removed \$119k via AMD #55 to Bill 29-15.



Prior Year Project Total	Phase	Project Total	Prior Approval	Budget FY2017	Capital Program (\$000)					Beyond 6 Years
					FY2018	FY2019	FY2020	FY2021	FY2022	
\$106,000	Plans and Engineering	\$106,000	\$106,000	\$0	\$0	\$0	\$0	\$0	\$0	\$0
\$20,000	Land	\$20,000	\$20,000	\$0	\$0	\$0	\$0	\$0	\$0	\$0
\$435,000	Construction	\$435,000	\$435,000	\$0	\$0	\$0	\$0	\$0	\$0	\$0
\$32,000	Overhead	\$32,000	\$32,000	\$0	\$0	\$0	\$0	\$0	\$0	\$0
\$593,000	Total	\$593,000	\$593,000	\$0	\$0	\$0	\$0	\$0	\$0	\$0
More (Less) Than Prior Year Program:		\$0	\$0	\$0	\$0	\$0	\$0	\$0	\$0	\$0

D562800 Pocahontas Creek Dredging

Class: Dredging

FY2017

Council Approved

Project Status

1. Current status of this Project: Active
2. Action taken in Current Fiscal Year: Design and Initiated Construction
3. Action required to complete this Project: Construction and Performance

Change from Prior Year

1. Change in Name or Description: None
2. Change in Total Project Cost: None
3. Change in Scope: None
4. Change in Timing: None

Estimated Operating Budget Impact: Indeterminate

Initial Total Project Cost Estimate

FY 2015 \$366,000

Financial Activity

	Expended	Encumbered	Total
April 1, 2015	\$171	\$0	\$171
April 1, 2016	\$316,657	\$0	\$316,657

Prior Year Project Total	Funding	Project Total	Prior Approval	Budget FY2017	Capital Program (\$000)					Beyond 6 Years
					FY2018	FY2019	FY2020	FY2021	FY2022	
\$363,000	General County Bonds	\$363,000	\$363,000	\$0	\$0	\$0	\$0	\$0	\$0	\$0
\$230,000	MD Waterway Improvement	\$230,000	\$230,000	\$0	\$0	\$0	\$0	\$0	\$0	\$0
\$593,000	Total	\$593,000	\$593,000	\$0	\$0	\$0	\$0	\$0	\$0	\$0
More (Less) Than Prior Year Program:		\$0	\$0	\$0	\$0	\$0	\$0	\$0	\$0	\$0

Q463600 Waterway Improv Proj Pln

Class: Dredging

FY2017

Council Approved

Project Status

1. Current Status Of This Project: Active
2. Action Taken In Current Fiscal Year: Feasibility Studies, Schematic Designs and Permit Acquisitions.
3. Action Required To Complete This Project: Multi-Year

Change from Prior Year

1. Change in Name or Description: None
2. Change in Total Project Cost: None
3. Change in Scope: None
4. Change in Timing: None

Estimated Operating Budget Impact: None

Initial Total Project Cost Estimate

FY 1997 \$600,000

Financial Activity

	Expended	Encumbered	Total
April 1, 2015	\$352,742	\$202,449	\$555,190
April 1, 2016	\$479,182	\$156,820	\$636,001

Prior Year Project Total	Funding	Project Total	Prior Approval	Budget FY2017	Capital Program (\$000)					Beyond 6 Years
					FY2018	FY2019	FY2020	FY2021	FY2022	
\$362,487	General County Bonds	\$358,725	\$358,725	\$0	\$0	\$0	\$0	\$0	\$0	
\$327,493	General Fund PayGo	\$250,000	\$250,000	\$0	\$0	\$0	\$0	\$0	\$0	
	Conversion PayGo (Gen	\$77,493	\$77,493	\$0	\$0	\$0	\$0	\$0	\$0	
\$689,980	Total	\$686,218	\$686,218	\$0	\$0	\$0	\$0	\$0	\$0	
More (Less) Than Prior Year Program:		(\$3,761)	(\$3,761)	\$0	\$0	\$0	\$0	\$0	\$0	Multi-Yr

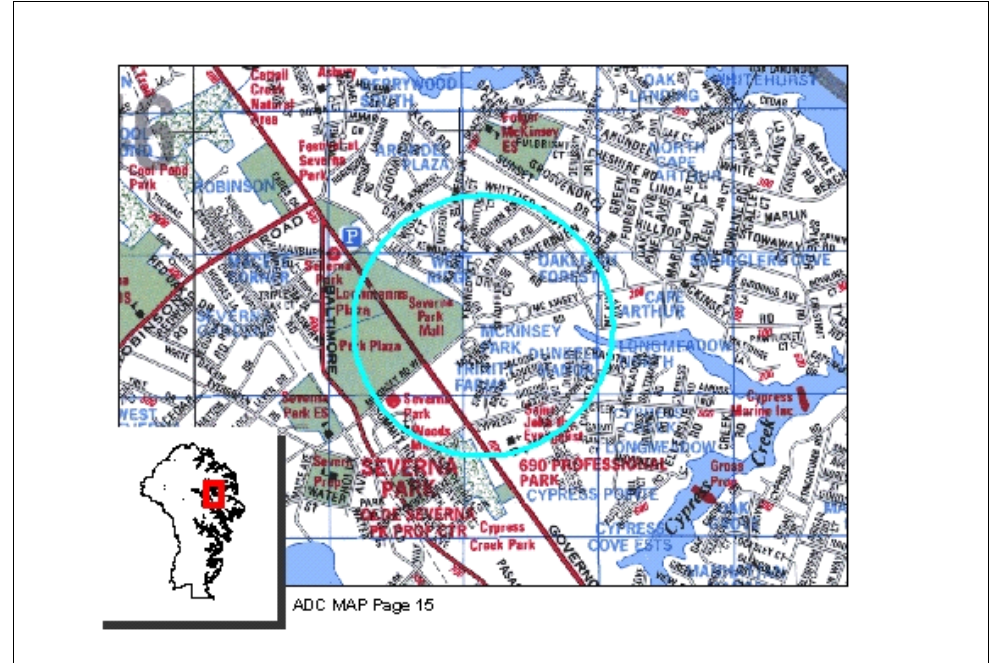
Q509400 Cypress Creek Retrofit

Class: Dredging

FY2017 Council Approved

Description

This project consists of stabilization and restoration of 3,000-feet of stream channel in an upstream tributary of Cypress Creek required to be completed by the Cypress Creek dredging permit (Q482900).



Benefit

Water quality improvement and regulatory compliance.

Amendment History

Prior approval was increased by \$45,000 in Council Bill #3-15

Prior Year Project Total	Phase	Project Total	Prior Approval	Budget FY2017	Capital Program (\$000)					Beyond 6 Years
					FY2018	FY2019	FY2020	FY2021	FY2022	
\$508,000	Plans and Engineering	\$508,000	\$508,000	\$0	\$0	\$0	\$0	\$0	\$0	\$0
\$30,000	Land	\$30,000	\$30,000	\$0	\$0	\$0	\$0	\$0	\$0	\$0
\$2,781,000	Construction	\$2,781,000	\$2,781,000	\$0	\$0	\$0	\$0	\$0	\$0	\$0
\$164,000	Overhead	\$164,000	\$164,000	\$0	\$0	\$0	\$0	\$0	\$0	\$0
\$3,483,000	Total	\$3,483,000	\$3,483,000	\$0	\$0	\$0	\$0	\$0	\$0	\$0
More (Less) Than Prior Year Program:		\$0	\$0	\$0	\$0	\$0	\$0	\$0	\$0	\$0

Q509400 Cypress Creek Retrofit

Class: Dredging

FY2017

Council Approved

Project Status

1. Current Status Of This Project: Complete
2. Action Taken In Current Fiscal Year: None
3. Action Required To Complete This Project: None

Change from Prior Year

1. Change in Name or Description: None
2. Change in Total Project Cost: None
3. Change in Scope: None
4. Change in Timing: None

Estimated Operating Budget Impact: None

Initial Total Project Cost Estimate

FY 2001 \$1,051,000

Financial Activity

	Expended	Encumbered	Total
April 1, 2015	\$3,441,367	\$30,654	\$3,472,020
April 1, 2016	\$3,448,595	\$23,733	\$3,472,328

Prior Year Project Total	Funding	Project Total	Prior Approval	Budget FY2017	Capital Program (\$000)					Beyond 6 Years
					FY2018	FY2019	FY2020	FY2021	FY2022	
\$2,240,000	General County Bonds	\$2,240,000	\$2,240,000	\$0	\$0	\$0	\$0	\$0	\$0	\$0
\$650,000	Other Fed Grants	\$650,000	\$650,000	\$0	\$0	\$0	\$0	\$0	\$0	\$0
\$593,000	MDE Erosion & Water Qlty	\$593,000	\$593,000	\$0	\$0	\$0	\$0	\$0	\$0	\$0
\$3,483,000	Total	\$3,483,000	\$3,483,000	\$0	\$0	\$0	\$0	\$0	\$0	\$0
More (Less) Than Prior Year Program:		\$0	\$0	\$0	\$0	\$0	\$0	\$0	\$0	\$0

Q517600 Whitehall Creek Dredging

Class: Dredging

FY2017 Council Approved

Description

Dredging 2,500 cubic yards of material from the headwaters of Whitehall Creek and associated stream restoration.

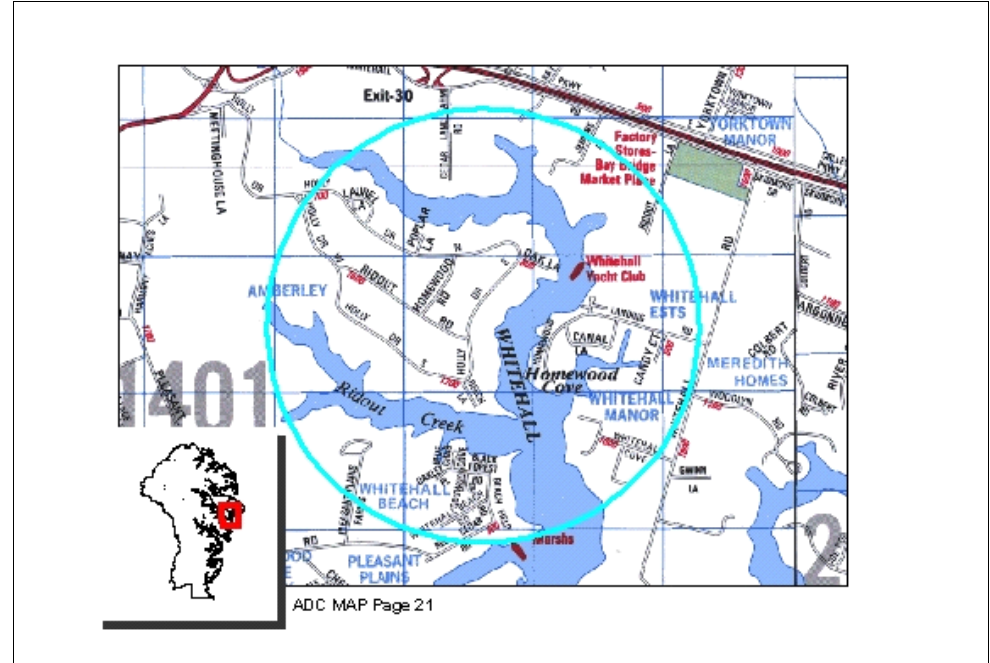
County Council added conditional language via amendment #51 to Bill 35-06.

Benefit

Improved boating conditions.

Amendment History

County Council added conditional language via amendment #51 to Bill 35-06. Prior approval was decreased by \$45,000 in Council Bill #3-15.



Prior Year Project Total	Phase	Project Total	Prior Approval	Budget FY2017	Capital Program (\$000)					Beyond 6 Years
					FY2018	FY2019	FY2020	FY2021	FY2022	
\$214,000	Plans and Engineering	\$214,000	\$214,000	\$0	\$0	\$0	\$0	\$0	\$0	\$0
\$10,000	Land	\$10,000	\$10,000	\$0	\$0	\$0	\$0	\$0	\$0	\$0
\$465,000	Construction	\$465,000	\$465,000	\$0	\$0	\$0	\$0	\$0	\$0	\$0
\$45,000	Overhead	\$45,000	\$45,000	\$0	\$0	\$0	\$0	\$0	\$0	\$0
\$734,000	Total	\$734,000	\$734,000	\$0	\$0	\$0	\$0	\$0	\$0	\$0
More (Less) Than Prior Year Program:		\$0	\$0	\$0	\$0	\$0	\$0	\$0	\$0	\$0

Q517600 Whitehall Creek Dredging

Class: Dredging

FY2017 Council Approved

Project Status

1. Current Status Of This Project: Complete
2. Action Taken In Current FY: Completed
3. Action Required To Complete This Project: None

Change from Prior Year

1. Change In Name Or Description: None
2. Change In Total Project Cost: None
3. Change In Scope: None
4. Change In Timing: None

Estimated Operating Budget Impact: None

Initial Total Project Cost Estimate

FY 2003 \$397,000

Financial Activity

	Expended	Encumbered	Total
April 1, 2015	\$715,316	\$6,918	\$722,235
April 1, 2016	\$716,633	\$5,653	\$722,286

Prior Year Project Total	Funding	Project Total	Prior Approval	Budget FY2017	Capital Program (\$000)					Beyond 6 Years
					FY2018	FY2019	FY2020	FY2021	FY2022	
\$116,000	General County Bonds	\$116,000	\$116,000	\$0	\$0	\$0	\$0	\$0	\$0	\$0
\$483,000	Other Fed Grants	(\$136,000)	(\$136,000)	\$0	\$0	\$0	\$0	\$0	\$0	\$0
\$0	MD Waterway Improvement	\$0	\$0	\$0	\$0	\$0	\$0	\$0	\$0	\$0
	Other State Grants	\$619,000	\$619,000	\$0	\$0	\$0	\$0	\$0	\$0	\$0
	Miscellaneous	\$135,000	\$135,000	\$0	\$0	\$0	\$0	\$0	\$0	\$0
\$599,000	Total	\$734,000	\$734,000	\$0	\$0	\$0	\$0	\$0	\$0	\$0
More (Less) Than Prior Year Program:		\$0	\$0	\$0	\$0	\$0	\$0	\$0	\$0	\$0

Q544700 Rockhold Crk Fed Chanl Dredg

Class: Dredging

FY2017 Council Approved

Project Status

1. Current Status Of This Project: Complete
2. Action Taken In Current Fiscal Year: None
3. Action Required To Complete This Project: None

Change from Prior Year

1. Change in Name or Description: None
2. Change in Total Project Cost: None
3. Change in Scope: None
4. Change in Timing: None

Estimated Operating Budget Impact: None

Initial Total Project Cost Estimate

FY 2009 \$1,145,000

Financial Activity

	Expended	Encumbered	Total
April 1, 2015	\$1,020,035	\$0	\$1,020,035
April 1, 2016	\$1,020,035	\$0	\$1,020,035

Prior Year Project Total	Funding	Project Total	Prior Approval	Budget FY2017	Capital Program (\$000)					Beyond 6 Years
					FY2018	FY2019	FY2020	FY2021	FY2022	
\$70,000	General County Bonds	\$70,000	\$70,000	\$0	\$0	\$0	\$0	\$0	\$0	\$0
\$0	General Fund PayGo	\$0	\$0	\$0	\$0	\$0	\$0	\$0	\$0	\$0
\$0	Other Fed Grants	\$0	\$0	\$0	\$0	\$0	\$0	\$0	\$0	\$0
\$957,000	MD Waterway Improvement	\$957,000	\$957,000	\$0	\$0	\$0	\$0	\$0	\$0	\$0
\$1,027,000	Total	\$1,027,000	\$1,027,000	\$0	\$0	\$0	\$0	\$0	\$0	\$0
More (Less) Than Prior Year Program:		\$0	\$0	\$0	\$0	\$0	\$0	\$0	\$0	\$0

Q548200 Duvall Creek Dredging

Class: Dredging

FY2017 Council Approved

Description

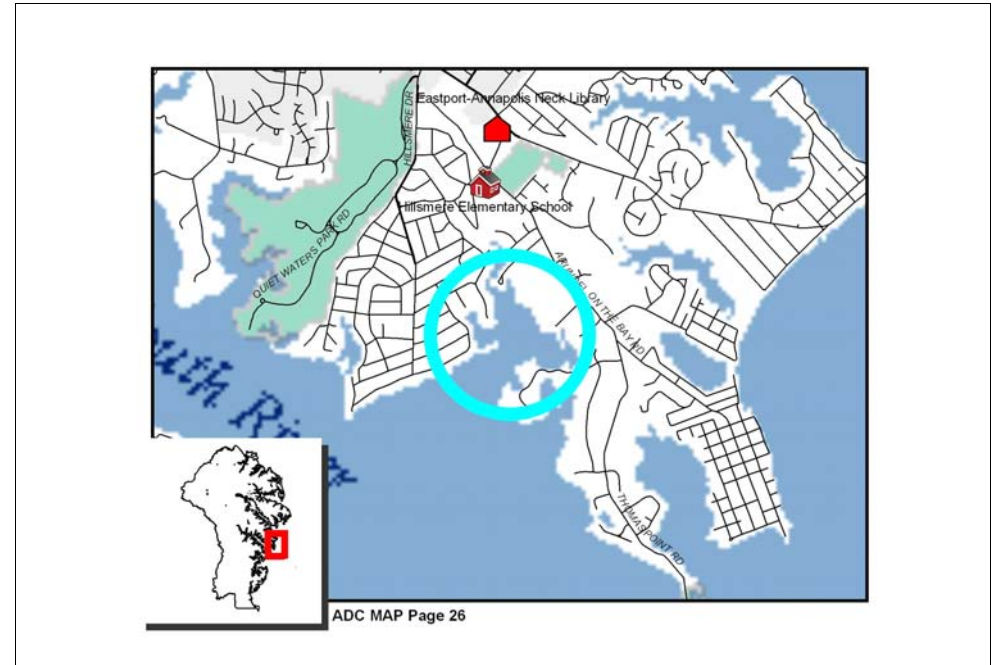
This project is to dredge the Duvall Creek Channel and the headwaters of Kitty Creek to restore recreational boating to the community. One retrofit, phragmites eradication and revegetation, and tidal marsh area restoration are included.

Benefit

Improved boating conditions and water quality.

Amendment History

County Council removed \$2,295,000 via AMD #62 to Bill 28-10. County Council removed \$1,166,000 via AMD #54 to Bill 27-11.



Prior Year Project Total	Phase	Project Total	Prior Approval	Budget FY2017	Capital Program (\$000)					Beyond 6 Years
					FY2018	FY2019	FY2020	FY2021	FY2022	
\$396,000	Plans and Engineering	\$396,000	\$396,000	\$0	\$0	\$0	\$0	\$0	\$0	\$0
\$60,000	Land	\$60,000	\$60,000	\$0	\$0	\$0	\$0	\$0	\$0	\$0
\$1,597,000	Construction	\$1,597,000	\$1,597,000	\$0	\$0	\$0	\$0	\$0	\$0	\$0
\$135,000	Overhead	\$135,000	\$135,000	\$0	\$0	\$0	\$0	\$0	\$0	\$0
\$2,188,000	Total	\$2,188,000	\$2,188,000	\$0	\$0	\$0	\$0	\$0	\$0	\$0
More (Less) Than Prior Year Program:		\$0	\$0	\$0	\$0	\$0	\$0	\$0	\$0	\$0

Q548200 Duvall Creek Dredging

Class: Dredging

FY2017 Council Approved

Project Status

1. Current Status Of This Project: Active
2. Action Taken In Current Fiscal Year: Initiate Construction of Retrofit and Tidal Marsh Area
3. Action Required To Complete This Project: Complete Construction and Performance of Retrofit and Tidal Marsh Area

Change from Prior Year

1. Change in Name or Description: None
2. Change in Total Project Cost: None
3. Change in Scope: None
4. Change in Timing: None

Estimated Operating Budget Impact: Indeterminate

Initial Total Project Cost Estimate

FY 2012 \$1,480,000

Financial Activity

	Expended	Encumbered	Total
April 1, 2015	\$1,473,146	\$94,275	\$1,567,421
April 1, 2016	\$1,640,781	\$86,671	\$1,727,452

Prior Year Project Total	Funding	Project Total	Prior Approval	Budget FY2017	Capital Program (\$000)					Beyond 6 Years
					FY2018	FY2019	FY2020	FY2021	FY2022	
\$993,000	General County Bonds	\$993,000	\$993,000	\$0	\$0	\$0	\$0	\$0	\$0	\$0
\$1,195,000	MD Waterway Improvement	\$1,195,000	\$1,195,000	\$0	\$0	\$0	\$0	\$0	\$0	\$0
\$2,188,000	Total	\$2,188,000	\$2,188,000	\$0	\$0	\$0	\$0	\$0	\$0	\$0
More (Less) Than Prior Year Program:		\$0	\$0	\$0	\$0	\$0	\$0	\$0	\$0	\$0

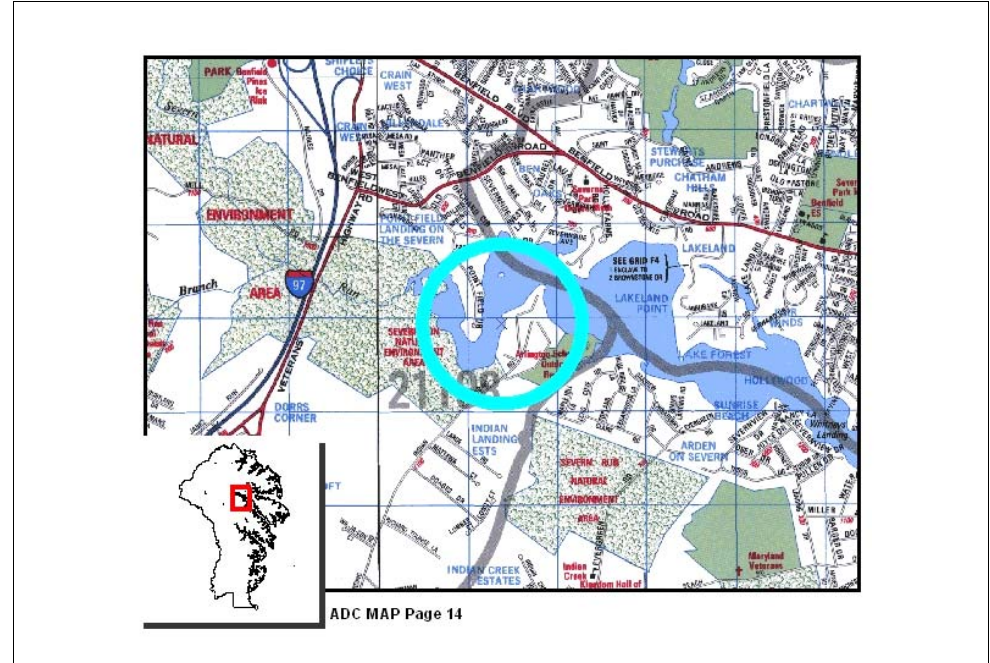
Q551300 Severn River HW Dredging

Class: Dredging

FY2017 Council Approved

Description

This project is to dredge the Severn River Headwaters Channel to restore recreational boating to the community and includes the dredging of approximately 14,000 cubic yards of material.



Benefit

Restore recreational boating access to the community.

Amendment History

Prior Year Project Total	Phase	Project Total	Prior Approval	Budget FY2017	Capital Program (\$000)					Beyond 6 Years
					FY2018	FY2019	FY2020	FY2021	FY2022	
\$162,000	Plans and Engineering	\$162,000	\$162,000	\$0	\$0	\$0	\$0	\$0	\$0	\$0
\$0	Land	\$0	\$0	\$0	\$0	\$0	\$0	\$0	\$0	\$0
\$454,000	Construction	\$454,000	\$454,000	\$0	\$0	\$0	\$0	\$0	\$0	\$0
\$49,000	Overhead	\$49,000	\$49,000	\$0	\$0	\$0	\$0	\$0	\$0	\$0
\$665,000	Total	\$665,000	\$665,000	\$0	\$0	\$0	\$0	\$0	\$0	\$0
More (Less) Than Prior Year Program:		\$0	\$0	\$0	\$0	\$0	\$0	\$0	\$0	\$0

Q551300 Severn River HW Dredging

Class: Dredging

FY2017 Council Approved

Project Status

1. Current Status Of This Project: Complete
2. Action Taken In Current Fiscal Year: None
3. Action Required To Complete This Project: None

Change from Prior Year

1. Change in Name or Description: None
2. Change in Total Project Cost: None
3. Change in Scope: None
4. Change in Timing: None

Estimated Operating Budget Impact: Indeterminate

Initial Total Project Cost Estimate

FY 2013 \$1,520,000

Financial Activity

	Expended	Encumbered	Total
April 1, 2015	\$649,197	\$0	\$649,197
April 1, 2016	\$649,197	\$0	\$649,197

Prior Year Project Total	Funding	Project Total	Prior Approval	Budget FY2017	Capital Program (\$000)					Beyond 6 Years	
					FY2018	FY2019	FY2020	FY2021	FY2022		
\$362,000	General County Bonds	\$362,000	\$362,000	\$0	\$0	\$0	\$0	\$0	\$0	\$0	\$0
\$303,000	MD Waterway Improvement	\$303,000	\$303,000	\$0	\$0	\$0	\$0	\$0	\$0	\$0	\$0
\$665,000	Total	\$665,000	\$665,000	\$0	\$0	\$0	\$0	\$0	\$0	\$0	\$0
More (Less) Than Prior Year Program:		\$0	\$0	\$0	\$0	\$0	\$0	\$0	\$0	\$0	\$0

Q551400 Saltworks Creek Dredging

Class: Dredging

FY2017 Council Approved

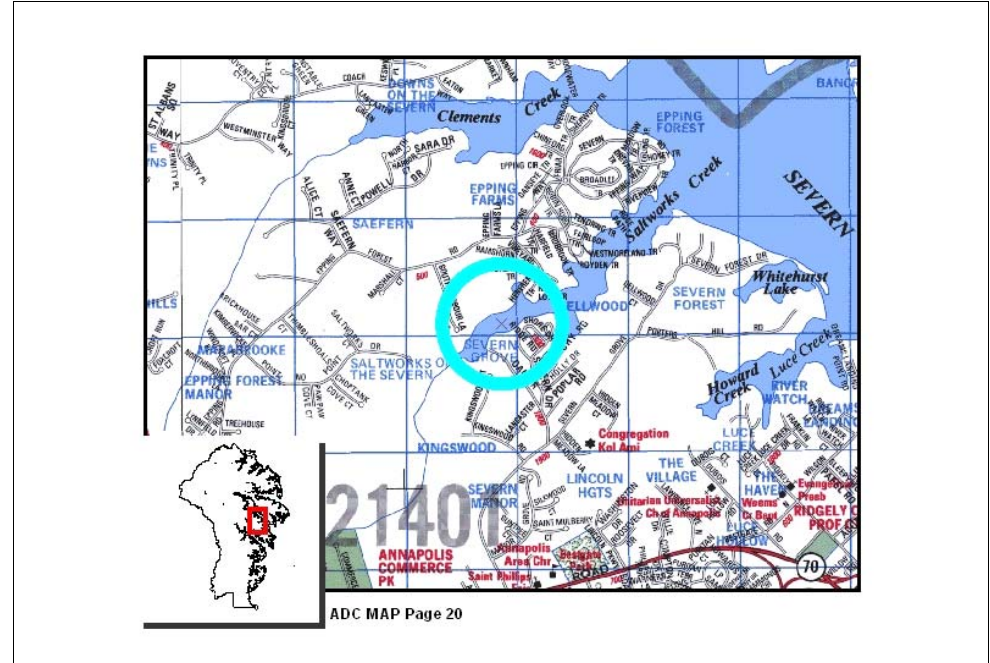
Description

This project is to dredge Saltworks Creek to restore recreational boating to the community. Construction includes dredging approximately 2,000 cubic yards of material from Saltworks Creek Channel.

Benefit

Restore recreational boating access to the community.

Amendment History



Prior Year Project Total	Phase	Project Total	Prior Approval	Budget FY2017	Capital Program (\$000)					Beyond 6 Years
					FY2018	FY2019	FY2020	FY2021	FY2022	
\$77,000	Plans and Engineering	\$77,000	\$77,000	\$0	\$0	\$0	\$0	\$0	\$0	\$0
\$0	Land	\$0	\$0	\$0	\$0	\$0	\$0	\$0	\$0	\$0
\$32,000	Construction	\$32,000	\$32,000	\$0	\$0	\$0	\$0	\$0	\$0	\$0
\$10,000	Overhead	\$10,000	\$10,000	\$0	\$0	\$0	\$0	\$0	\$0	\$0
\$119,000	Total	\$119,000	\$119,000	\$0	\$0	\$0	\$0	\$0	\$0	\$0
More (Less) Than Prior Year Program:		\$0	\$0	\$0	\$0	\$0	\$0	\$0	\$0	\$0

Q551400 Saltworks Creek Dredging

Class: Dredging

FY2017

Council Approved

Project Status

1. Current Status Of This Project: Complete
2. Action Taken In Current Fiscal Year: None
3. Action Required To Complete This Project: None

Change from Prior Year

1. Change in Name or Description: None
2. Change in Total Project Cost: None
3. Change in Scope: None
4. Change in Timing: None

Estimated Operating Budget Impact: Indeterminate

Initial Total Project Cost Estimate

FY 2013 \$362,000

Financial Activity

	Expended	Encumbered	Total
April 1, 2015	\$111,603	\$0	\$111,603
April 1, 2016	\$111,603	\$0	\$111,603

Prior Year Project Total	Funding	Project Total	Prior Approval	Budget FY2017	Capital Program (\$000)					Beyond 6 Years
					FY2018	FY2019	FY2020	FY2021	FY2022	
\$67,000	General County Bonds	\$67,000	\$67,000	\$0	\$0	\$0	\$0	\$0	\$0	\$0
\$52,000	MD Waterway Improvement	\$52,000	\$52,000	\$0	\$0	\$0	\$0	\$0	\$0	\$0
\$119,000	Total	\$119,000	\$119,000	\$0	\$0	\$0	\$0	\$0	\$0	\$0
More (Less) Than Prior Year Program:		\$0	\$0	\$0	\$0	\$0	\$0	\$0	\$0	\$0

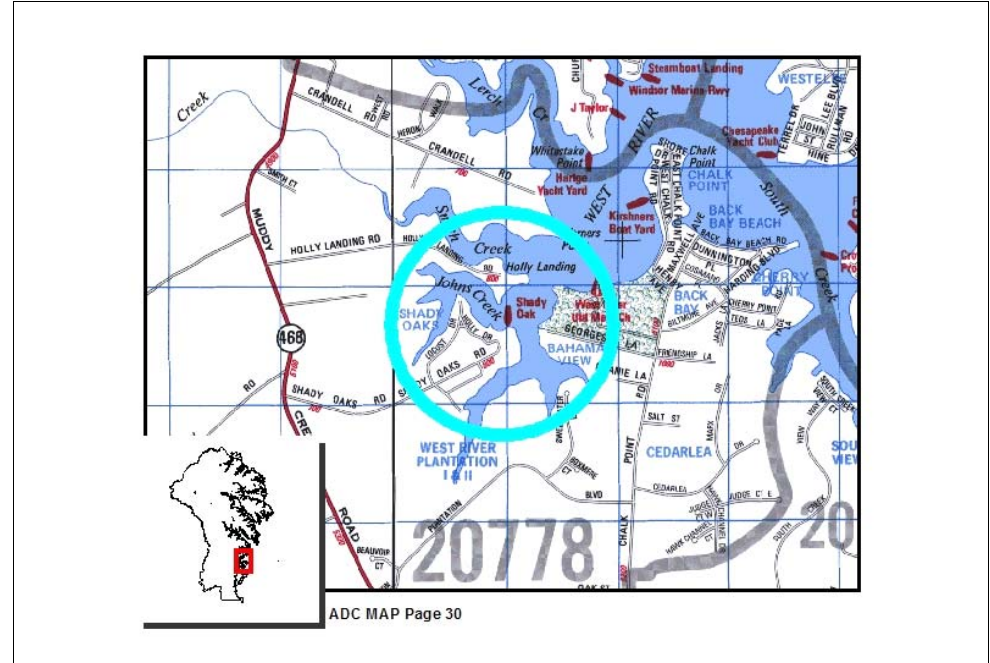
Q561900 Upper West River Dredging

Class: Dredging

FY2017 Council Approved

Description

This project is to dredge the Upper West River and Johns Creek Channels to restore recreational boating to the community. Construction will include dredging approximately 9,000 cubic yards of material from Upper West River and Johns Creek Channels.



Benefit

Restore recreational boating access to the community.

Amendment History

Prior Year Project Total	Phase	Project Total	Prior Approval	Budget FY2017	Capital Program (\$000)					Beyond 6 Years
					FY2018	FY2019	FY2020	FY2021	FY2022	
\$159,000	Plans and Engineering	\$159,000	\$159,000	\$0	\$0	\$0	\$0	\$0	\$0	\$0
\$0	Land	\$0	\$0	\$0	\$0	\$0	\$0	\$0	\$0	\$0
\$670,000	Construction	\$670,000	\$670,000	\$0	\$0	\$0	\$0	\$0	\$0	\$0
\$58,000	Overhead	\$58,000	\$58,000	\$0	\$0	\$0	\$0	\$0	\$0	\$0
\$887,000	Total	\$887,000	\$887,000	\$0	\$0	\$0	\$0	\$0	\$0	\$0
More (Less) Than Prior Year Program:		\$0	\$0	\$0	\$0	\$0	\$0	\$0	\$0	\$0

Q561900 Upper West River Dredging

Class: Dredging

FY2017

Council Approved

Project Status

1. Current Status Of This Project: Active
2. Action Taken In Current Fiscal Year: Design DMP Capacity Restoration
3. Action Required To Complete This Project: Construction and Performance

Change from Prior Year

1. Change in Name or Description: None
2. Change in Total Project Cost: None
3. Change in Scope: None
4. Change in Timing: None

Estimated Operating Budget Impact: Indeterminate

Initial Total Project Cost Estimate

FY 2014 \$1,382,000

Financial Activity

	Expended	Encumbered	Total
April 1, 2015	\$499,662	\$33,072	\$532,733
April 1, 2016	\$499,662	\$33,072	\$532,733

Prior Year Project Total	Funding	Project Total	Prior Approval	Budget FY2017	Capital Program (\$000)					Beyond 6 Years
					FY2018	FY2019	FY2020	FY2021	FY2022	
\$481,000	General County Bonds	\$481,000	\$481,000	\$0	\$0	\$0	\$0	\$0	\$0	\$0
\$406,000	MD Waterway Improvement	\$406,000	\$406,000	\$0	\$0	\$0	\$0	\$0	\$0	\$0
\$887,000	Total	\$887,000	\$887,000	\$0	\$0	\$0	\$0	\$0	\$0	\$0
More (Less) Than Prior Year Program:		\$0	\$0	\$0	\$0	\$0	\$0	\$0	\$0	\$0

This page intentionally blank