

Water Quality Improvements

<u>Project Title</u>	<u>Page</u>
Chg Agst Clsd Projects	231
Cowhide Branch Retro	232
Rutland Rd Fish Passage	233
Shipleys Choice Dam Rehab	234

Capital Budget and Program**Anne Arundel County, Maryland****Project Class Summary - Project Listing****Council Approved**

Project	Project Title	Total	Prior	FY2023	FY2024	FY2025	FY2026	FY2027	FY2028
Project Class Water Quality Improvements									
Q416000	Chg Agst Clsd Projects	6,820	2,820	4,000	0	0	0	0	0
Q517400	Cowhide Branch Retro	2,678,000	3,978,000	-1,300,000	0	0	0	0	0
Q540300	Rutland Rd Fish Passage	2,958,000	3,062,000	-104,000	0	0	0	0	0
Q543000	Shipley's Choice Dam Rehab	7,574,818	7,574,818	0	0	0	0	0	0
Total Water Quality Improvement		\$13,217,638	\$14,617,638	(\$1,400,000)	\$0	\$0	\$0	\$0	\$0

Capital Budget and Program

Anne Arundel County, Maryland

Project Class Summary - Funding Detail

Council Approved

	Total	Prior	FY2023	FY2024	FY2025	FY2026	FY2027	FY2028
Project Class Water Quality Improvements								
Bonds								
General County Bonds	\$11,256,818	\$11,860,818	(\$604,000)	\$0	\$0	\$0	\$0	\$0
Bonds	\$11,256,818	\$11,860,818	(\$604,000)	\$0	\$0	\$0	\$0	\$0
PayGo								
General Fund PayGo	\$6,820	\$2,820	\$4,000	\$0	\$0	\$0	\$0	\$0
PayGo	\$6,820	\$2,820	\$4,000	\$0	\$0	\$0	\$0	\$0
Grants & Aid								
Other Fed Grants	\$1,747,000	\$2,547,000	(\$800,000)	\$0	\$0	\$0	\$0	\$0
Grants & Aid	\$1,747,000	\$2,547,000	(\$800,000)	\$0	\$0	\$0	\$0	\$0
Other								
Miscellaneous	\$207,000	\$207,000	\$0	\$0	\$0	\$0	\$0	\$0
Other	\$207,000	\$207,000	\$0	\$0	\$0	\$0	\$0	\$0
Water Quality Improvements	\$13,217,638	\$14,617,638	(\$1,400,000)	\$0	\$0	\$0	\$0	\$0

Q416000 Chg Agst Clsd Projects

Class: Water Quality Improvements

FY2023

Council Approved

Description

Funds are approved to allow for settlement of claims and items required in Project Performance Phase on Waterway Improvement capital projects which have been closed out prior to the settlement of the claims. Available balances from completed projects will be the primary source of funding for this project.

Location

Countywide

Benefit

This fund ensures that claims can be settled in the most expedient manner, and provides a mechanism to provide for the "forward funding" of state grants.

Amendment History

County Council removed \$2 million via amendment #36 to Bill 16-03. Prior approval has been adjusted to show the closing of jobs on this project. Council removed \$65,000 via amendment #46 to Bill 28-10. Council removed \$9,000 via amendments #27 and #61 to Bill 31-12.

Prior Year Project Total	Phase	Project Total	Prior Approval	Budget FY2023	Capital Program (\$000)					Beyond 6 Years
					FY2024	FY2025	FY2026	FY2027	FY2028	
(\$27,162)	Construction	(\$27,162)	(\$27,162)	\$0	\$0	\$0	\$0	\$0	\$0	
(\$1,178)	Overhead	(\$1,178)	(\$1,178)	\$0	\$0	\$0	\$0	\$0	\$0	
\$31,161	Other	\$35,161	\$31,161	\$4,000	\$0	\$0	\$0	\$0	\$0	
\$2,820	Total	\$6,820	\$2,820	\$4,000	\$0	\$0	\$0	\$0	\$0	
More (Less) Than Prior Year Program:		\$4,000	\$0	\$4,000	\$0	\$0	\$0	\$0	\$0	Multi-Yr

Q416000 Chg Agst Clsd Projects

Class: Water Quality Improvements

FY2023

Council Approved

Project Status

1. Current Status Of This Project:
2. Action Taken In Current Fiscal Year:
3. Action Required To Complete This Project:

Change from Prior Year

1. Change in Name or Description:
2. Change in Total Project Cost: Increased due to identified projects.
3. Change in Scope None
4. Change in Timing: None

Estimated Operating Budget Impact: None

Initial Total Project Cost Estimate

FY 1993 \$50,000

Financial Activity

Expended	Encumbered	Total
April 1, 2021	\$1,528	
April 1, 2022	\$1,528	

Prior Year Project Total	Funding	Project Total	Prior Approval	Budget FY2023	Capital Program (\$000)					Beyond 6 Years
					FY2024	FY2025	FY2026	FY2027	FY2028	
\$2,820	General Fund PayGo	\$6,820	\$2,820	\$4,000	\$0	\$0	\$0	\$0	\$0	
\$2,820	Total	\$6,820	\$2,820	\$4,000	\$0	\$0	\$0	\$0	\$0	
More (Less) Than Prior Year Program:		\$4,000	\$0	\$4,000	\$0	\$0	\$0	\$0	\$0	Multi-Yr

Q517400 Cowhide Branch Retro

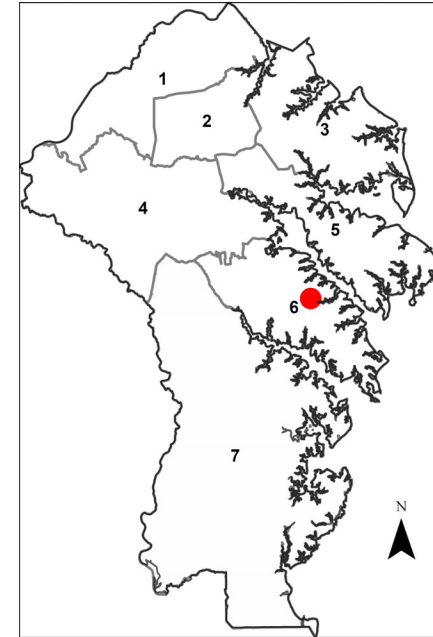
Class: Water Quality Improvements

FY2023

Council Approved

Description

Construction of an upgrade to the Cowhide Branch of Weems Creek. This will include removal of a fish blockage and excess sediment and grading, realignment and planting in the Floodplain to establish a more stable and natural Watershed.



Benefit

Water quality and habitat improvement.

Amendment History

Prior Year Project Total	Phase	Project Total	Prior Approval	Budget FY2023	Capital Program (\$000)					Beyond 6 Years
					FY2024	FY2025	FY2026	FY2027	FY2028	
\$675,000	Plans and Engineering	\$454,400	\$675,000	(\$220,600)	\$0	\$0	\$0	\$0	\$0	\$0
\$43,000	Land	\$43,000	\$43,000	\$0	\$0	\$0	\$0	\$0	\$0	\$0
\$3,093,000	Construction	\$2,068,200	\$3,093,000	(\$1,024,800)	\$0	\$0	\$0	\$0	\$0	\$0
\$167,000	Overhead	\$112,400	\$167,000	(\$54,600)	\$0	\$0	\$0	\$0	\$0	\$0
\$3,978,000	Total	\$2,678,000	\$3,978,000	(\$1,300,000)	\$0	\$0	\$0	\$0	\$0	\$0
More (Less) Than Prior Year Program:		(\$1,300,000)	\$0	(\$1,300,000)	\$0	\$0	\$0	\$0	\$0	\$0

Q517400 Cowhide Branch Retro

Class: Water Quality Improvements

FY2023

Council Approved

Project Status

1. Current Status Of This Project:
2. Action Taken In Current Fiscal Year:
3. Action Required To Complete This Project:

Change from Prior Year

1. Change in Name or Description:
2. Change in Total Project Cost: None
3. Change in Scope None
4. Change in Timing: None

Estimated Operating Budget Impact: Less than \$100,000 per year

Initial Total Project Cost Estimate

FY 2003 \$1,126,000

Financial Activity

	Expended	Encumbered	Total
April 1, 2021	\$2,196,860	\$158,796	\$2,355,656
April 1, 2022	\$2,200,722	\$157,091	\$2,357,813

Prior Year Project Total	Funding	Project Total	Prior Approval	Budget FY2023	Capital Program (\$000)					Beyond 6 Years
					FY2024	FY2025	FY2026	FY2027	FY2028	
\$2,178,000	General County Bonds	\$1,678,000	\$2,178,000	(\$500,000)	\$0	\$0	\$0	\$0	\$0	\$0
\$1,800,000	Other Fed Grants	\$1,000,000	\$1,800,000	(\$800,000)	\$0	\$0	\$0	\$0	\$0	\$0
\$3,978,000	Total	\$2,678,000	\$3,978,000	(\$1,300,000)	\$0	\$0	\$0	\$0	\$0	\$0
More (Less) Than Prior Year Program:		(\$1,300,000)	\$0	(\$1,300,000)	\$0	\$0	\$0	\$0	\$0	\$0

Q540300 Rutland Rd Fish Passage

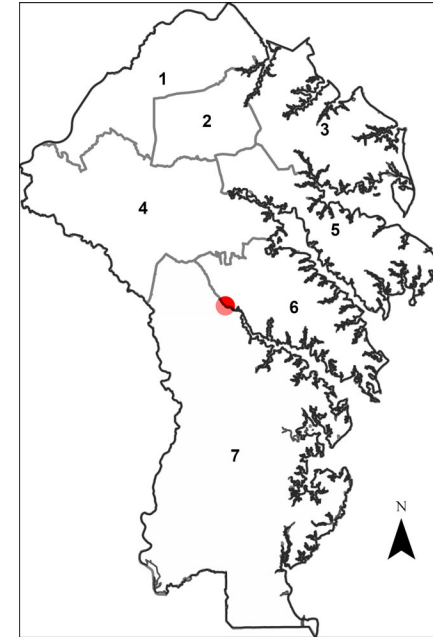
Class: Water Quality Improvements

FY2023

Council Approved

Description

Project consists of the removal of fish migration barriers at Rutland Road cross culvert near the intersection of Rutland Road and MD Route 450.



Benefit

Project is high on the priority list.

Amendment History

Prior Year Project Total	Phase	Project Total	Prior Approval	Budget FY2023	Capital Program (\$000)					Beyond 6 Years
					FY2024	FY2025	FY2026	FY2027	FY2028	
\$513,000	Plans and Engineering	\$512,000	\$513,000	(\$1,000)	\$0	\$0	\$0	\$0	\$0	\$0
\$22,000	Land	\$22,000	\$22,000	\$0	\$0	\$0	\$0	\$0	\$0	\$0
\$2,345,000	Construction	\$2,289,000	\$2,345,000	(\$56,000)	\$0	\$0	\$0	\$0	\$0	\$0
\$123,000	Overhead	\$121,000	\$123,000	(\$2,000)	\$0	\$0	\$0	\$0	\$0	\$0
\$59,000	Other	\$14,000	\$59,000	(\$45,000)	\$0	\$0	\$0	\$0	\$0	\$0
\$3,062,000	Total	\$2,958,000	\$3,062,000	(\$104,000)	\$0	\$0	\$0	\$0	\$0	\$0
More (Less) Than Prior Year Program:		(\$104,000)	\$0	(\$104,000)	\$0	\$0	\$0	\$0	\$0	\$0

Q540300 Rutland Rd Fish Passage

Class: Water Quality Improvements

FY2023

Council Approved

Project Status

1. Current Status Of This Project: Complete
2. Action Taken In Current Fiscal Year: None
3. Action Required To Complete This Project: None

Change from Prior Year

1. Change in Name or Description: None
2. Change in Total Project Cost: Decreased based on actual costs.
3. Change in Scope: None
4. Change in Timing: None

Estimated Operating Budget Impact: None

Initial Total Project Cost Estimate

FY 2010 \$1,111,000

Financial Activity

	Expended	Encumbered	Total
April 1, 2021	\$2,939,356	\$119,830	\$3,059,186
April 1, 2022	\$2,957,443		

Prior Year Project Total	Funding	Project Total	Prior Approval	Budget FY2023	Capital Program (\$000)					Beyond 6 Years
					FY2024	FY2025	FY2026	FY2027	FY2028	
\$2,315,000	General County Bonds	\$2,211,000	\$2,315,000	(\$104,000)	\$0	\$0	\$0	\$0	\$0	\$0
\$747,000	Other Fed Grants	\$747,000	\$747,000	\$0	\$0	\$0	\$0	\$0	\$0	\$0
\$3,062,000	Total	\$2,958,000	\$3,062,000	(\$104,000)	\$0	\$0	\$0	\$0	\$0	\$0
More (Less) Than Prior Year Program:		(\$104,000)	\$0	(\$104,000)	\$0	\$0	\$0	\$0	\$0	\$0

Q543000 Shipley's Choice Dam Rehab

Class: Water Quality Improvements

FY2023 Council Approved

Description

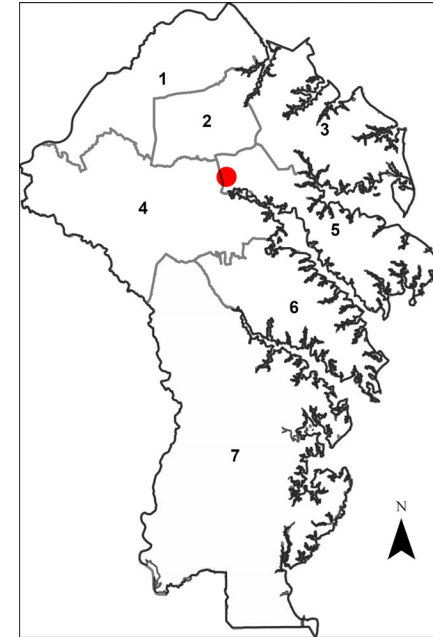
This project consists of the removal of the failing, existing dam, installation of stormwater management controls to replace those provided by the dam, reconstruction of the stream crossing under West Benfield Boulevard to prevent flooding of properties, and stream restoration. Stream restoration work is moved to and funded under new project B568000 within WPRP Class.

Benefit

Annual inspection of the dam revealed signs of eminent failure. After extensive study and in concert with the Maryland Department of the Environment, it was determined the best alternative is to remove the dam and install stormwater management controls, stream restoration and reconstruction of the crossing under West Benfield Road to prevent flooding of properties.

Amendment History

County Council switched funding via amendment #94 to Bill 24-09. CC removed \$70k via AMD #28 to Bill 29-15. CC approved CE's supplemental AMD #110 to Bill 37-18 adding \$1.5m to FY19.



Prior Year Project Total	Phase	Project Total	Prior Approval	Budget FY2023	Capital Program (\$000)					Beyond 6 Years	
					FY2024	FY2025	FY2026	FY2027	FY2028		
\$178,060	Plans and Engineering	\$178,060	\$178,060	\$0	\$0	\$0	\$0	\$0	\$0	\$0	\$0
\$923,000	Land	\$923,000	\$923,000	\$0	\$0	\$0	\$0	\$0	\$0	\$0	\$0
\$6,154,000	Construction	\$6,154,000	\$6,154,000	\$0	\$0	\$0	\$0	\$0	\$0	\$0	\$0
\$319,758	Overhead	\$319,758	\$319,758	\$0	\$0	\$0	\$0	\$0	\$0	\$0	\$0
\$7,574,818	Total	\$7,574,818	\$7,574,818	\$0	\$0	\$0	\$0	\$0	\$0	\$0	\$0
More (Less) Than Prior Year Program:		\$0	\$0	\$0	\$0	\$0	\$0	\$0	\$0	\$0	\$0

Q543000 Shipley's Choice Dam Rehab

Class: Water Quality Improvements

FY2023

Council Approved

Project Status

1. Current Status Of This Project:
2. Action Taken In Current Fiscal Year:
3. Action Required To Complete This Project:

Change from Prior Year

1. Change in Name or Description:
2. Change in Total Project Cost: None
3. Change in Scope None
4. Change in Timing: None

Estimated Operating Budget Impact: Indeterminate

Initial Total Project Cost Estimate

FY 2008 \$3,380,000

Financial Activity

	Expended	Encumbered	Total
April 1, 2021	\$6,607,200	\$371,602	\$6,978,801
April 1, 2022	\$6,669,911	\$323,599	\$6,993,510

Prior Year Project Total	Funding	Project Total	Prior Approval	Budget FY2023	Capital Program (\$000)					Beyond 6 Years
					FY2024	FY2025	FY2026	FY2027	FY2028	
\$7,367,818	General County Bonds	\$7,367,818	\$7,367,818	\$0	\$0	\$0	\$0	\$0	\$0	\$0
\$207,000	Miscellaneous	\$207,000	\$207,000	\$0	\$0	\$0	\$0	\$0	\$0	\$0
\$7,574,818	Total	\$7,574,818	\$7,574,818	\$0	\$0	\$0	\$0	\$0	\$0	\$0
More (Less) Than Prior Year Program:		\$0	\$0	\$0	\$0	\$0	\$0	\$0	\$0	\$0