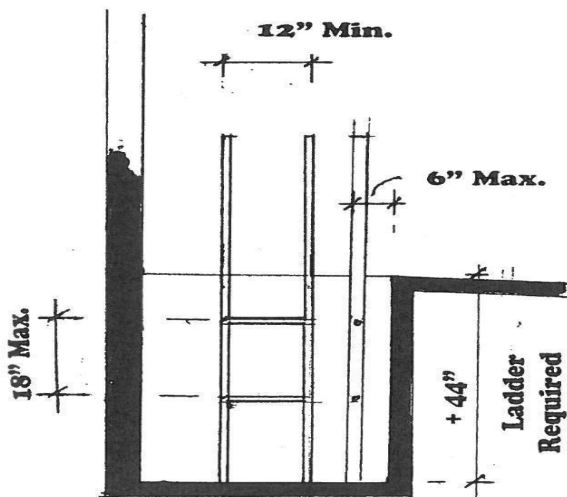
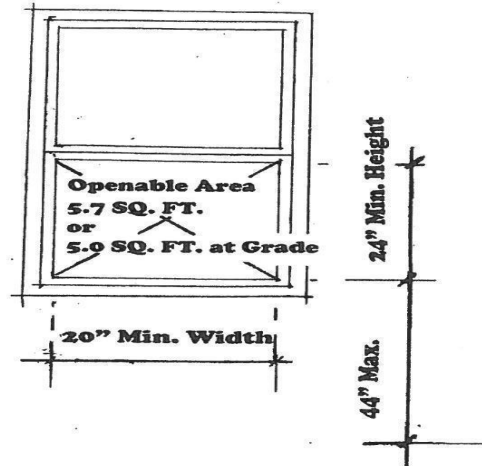




Emergency Escape and Rescue Openings

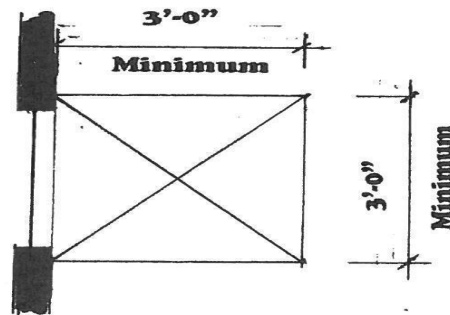
Basements and every sleeping room must have at least one window with a minimum net clear opening of 5.7 square feet. The minimum net clear opening height dimension shall be 24 inches. The minimum net clear opening width shall be 20 inches. Grade floor windows may have only 5 square feet of net clear opening.

EMERGENCY ESCAPE and RESCUE OPENINGS



**Section
Window Well**

BASEMENT / BEDROOM WINDOW



Plan

SECTION R310.1 (EXCEPTIONS):

1. Storm shelters & basements for mechanical equipment with not more than 200 SF total floor area.
2. Where the dwelling or townhouse is equipped with an automatic sprinkler system, sleeping rooms in basements shall not be required to have emergency escape & rescue openings provided that the basement has one of the following:
 - One means of egress complying with Section R311 and one emergency escape & rescue opening.
 - Two means of egress complying with Section R311.