


# Anne Arundel County





**MDOT** MARYLAND DEPARTMENT OF TRANSPORTATION  

---

MARYLAND TRANSIT ADMINISTRATION

**MARYLAND TRANSIT ADMINISTRATION  
CAPITAL PROGRAM SUMMARY  
(\$ MILLIONS)**

	<u>FY 2018</u>	<u>FY 2019</u>	<u>FY 2020</u>	<u>FY 2021</u>	<u>FY 2022</u>	<u>FY 2023</u>	<u>SIX-YEAR TOTAL</u>
<b><u>Construction Program</u></b>							
Major Projects	628.5	752.0	416.7	349.9	476.0	253.2	2,876.4
System Preservation Minor Projects	80.1	66.6	54.7	51.2	90.8	63.0	406.4
<b><u>Development &amp; Evaluation Program</u></b>	<u>3.0</u>	<u>2.0</u>	<u>-</u>	<u>-</u>	<u>-</u>	<u>-</u>	<u>5.0</u>
<b>SUBTOTAL</b>	711.6	820.6	471.4	401.1	566.9	316.1	3,287.7
<b><u>Capital Salaries, Wages &amp; Other Costs</u></b>	<u>13.0</u>	<u>12.5</u>	<u>12.5</u>	<u>12.5</u>	<u>12.5</u>	<u>13.0</u>	<u>76.0</u>
<b>TOTAL</b>	724.6	833.1	483.9	413.6	579.4	329.1	3,363.7
<b>Special Funds</b>	220.3	296.9	94.7	72.5	183.6	152.5	1,020.4
<b>Federal Funds</b>	407.1	473.0	330.4	324.0	302.7	175.7	2,012.9
<b>Other Funding</b>	97.2	63.3	58.9	17.0	93.1	1.0	330.4



**MARC**

**Freight**

**Light Rail**

**Baltimore Metro**

**Bus**

**Multi-Modal**


**Locally Operated Transit Systems**

**MDOT**<sup>TM</sup>  
MARYLAND DEPARTMENT  
OF TRANSPORTATION

---

MARYLAND TRANSIT  
ADMINISTRATION

**MDOT MTA CONSTRUCTION PROGRAM**



**PROJECT:** MARC Improvements on Camden, Brunswick, and Penn Lines

**DESCRIPTION:** Ongoing improvement program of the MARC Camden, Brunswick, and Penn lines to ensure safety and quality of service. Program is implemented through CSX and Amtrak construction agreements. CSX efforts include projects such as interlocking replacements and other track improvements. Amtrak efforts include projects such as passenger upgrades at Baltimore Penn Station and Washington Union Station, interlocking work, and other track improvements.

**PURPOSE & NEED SUMMARY STATEMENT:** Investments in passenger rail corridor infrastructure improvements are necessary to continue quality MARC service.

**SMART GROWTH STATUS:**  Project Not Location Specific  Not Subject to PFA Law

Project Inside PFA  Grandfathered  
 Project Outside PFA  Exception Will Be Required  
 PFA Status Yet to Be Determined  Exception Granted

**ASSOCIATED IMPROVEMENTS:**  
 MARC Growth and Investment Program - Line 33

**STATE GOALS :** Maryland Transportation Plan (MTP) Goals/Selection Criteria:

- Safety & Security
- System Preservation
- Quality of Service
- Environmental Stewardship
- Community Vitality
- Economic Prosperity

**EXPLANATION:** Projects such as interlocking replacements and platform improvements are needed to keep the system in a state of good repair.

**STATUS:** Ongoing projects on the Penn Line include Hanson Interlocking, Master Plans for Penn Station and Union Station, and B&P Tunnel Lighting. Ongoing projects on the Camden and Brunswick lines include improvements to the Brunswick platform and station track, replacement of the Carroll Interlocking, and improvements to the Jessup Yard.

**SIGNIFICANT CHANGE FROM FY 2017 - 22 CTP:** Project cost increased by \$15.0M due to the addition of FY23, offset by funds moved to other MARC projects.

POTENTIAL FUNDING SOURCE: <input checked="" type="checkbox"/> SPECIAL <input checked="" type="checkbox"/> FEDERAL <input type="checkbox"/> GENERAL <input type="checkbox"/> OTHER										
PHASE	TOTAL				PROJECTED CASH REQUIREMENTS				SIX YEAR TOTAL	BALANCE TO COMPLETE
	ESTIMATED COST (\$000)	EXPEND THRU 2017	CURRENT YEAR 2018	BUDGET YEAR 2019	FOR PLANNING PURPOSES ONLY	FOR PLANNING PURPOSES ONLY	FOR PLANNING PURPOSES ONLY	FOR PLANNING PURPOSES ONLY		
					.....2020.....	.....2021.....	.....2022.....	.....2023.....		
Planning	0	0	0	0	0	0	0	0	0	0
Engineering	8,991	7,364	827	600	100	100	0	0	1,627	0
Right-of-way	0	0	0	0	0	0	0	0	0	0
Construction	322,703	178,930	18,922	19,380	21,949	16,938	45,384	21,200	143,773	0
<b>Total</b>	<b>331,694</b>	<b>186,294</b>	<b>19,749</b>	<b>19,980</b>	<b>22,049</b>	<b>17,038</b>	<b>45,384</b>	<b>21,200</b>	<b>145,400</b>	<b>0</b>
Federal-Aid	248,952	133,056	15,649	15,886	17,639	13,630	36,132	16,960	115,896	0

0183, 0687, 1460



**PROJECT:** MARC Coaches - Overhauls and Replacement

**DESCRIPTION:** Minor overhaul of 63 MARC III coaches, purchase of 54 MARC IV multi-level coaches, mid-life overhaul of 26 MARC IIA coaches, and five-year overhaul of 54 MARC IV multi-level coaches.

**PURPOSE & NEED SUMMARY STATEMENT:** Overhauls will extend the life cycle of mechanical systems and car bodies, providing safe and reliable vehicles for MARC service, and are required by vehicle manufacturer maintenance schedules and federal regulations.

**SMART GROWTH STATUS:**  Project Not Location Specific  Not Subject to PFA Law

Project Inside PFA  Grandfathered  
 Project Outside PFA  Exception Will Be Required  
 PFA Status Yet to Be Determined  Exception Granted

**ASSOCIATED IMPROVEMENTS:**  
None.

**STATE GOALS :** Maryland Transportation Plan (MTP) Goals/Selection Criteria:

- Safety & Security
- System Preservation
- Quality of Service
- Environmental Stewardship
- Community Vitality
- Economic Prosperity

**EXPLANATION:** This project includes railcar purchases and overhauls of MARC coaches to refurbish and update mechanical systems and car bodies.

**STATUS:** Federal Railroad Administration approval of high speed testing for the 54 MARC IV coaches will occur in FY 2018. The overhaul of MARC III vehicles is underway. Specification development for the MARC IIA coaches will begin in FY 2019.

**SIGNIFICANT CHANGE FROM FY 2017 - 22 CTP:** Cost increased by \$11.0M due to the addition of funds for the MARC III overhaul that will allow MTA to meet increased federal safety requirements as well as the addition of the MARC IV Coach Truck Overhaul project that will begin in FY 23.

POTENTIAL FUNDING SOURCE: <input checked="" type="checkbox"/> SPECIAL <input checked="" type="checkbox"/> FEDERAL <input type="checkbox"/> GENERAL <input type="checkbox"/> OTHER										
PHASE	TOTAL				PROJECTED CASH REQUIREMENTS FOR PLANNING PURPOSES ONLY				SIX YEAR TOTAL	BALANCE TO COMPLETE
	ESTIMATED COST (\$000)	EXPEND THRU 2017	CURRENT YEAR 2018	BUDGET YEAR 2019	.....2020.....	.....2021.....	.....2022.....	.....2023.....		
Planning	0	0	0	0	0	0	0	0	0	0
Engineering	1,649	649	0	0	1,000	0	0	0	1,000	0
Right-of-way	0	0	0	0	0	0	0	0	0	0
Construction	233,787	172,912	7,188	23,000	13,812	6,000	7,800	3,075	60,875	0
Total	235,436	173,561	7,188	23,000	14,812	6,000	7,800	3,075	61,875	0
Federal-Aid	178,500	129,778	5,750	18,399	11,073	4,800	6,240	2,460	48,722	0

1263, 1304, 1450, 1502



**PROJECT:** MARC Locomotives - Overhauls and Replacements

**DESCRIPTION:** Procure eight new diesel SC-44 locomotives, overhaul six GP39H-2 diesel locomotives, complete Head-End Power engine overhaul and mid-life overhaul for 26 MP36PH-3C diesel locomotives, and overhaul eight SC-44 diesel locomotives at seven years of service life per manufacturer's requirements and federal regulations.

**PURPOSE & NEED SUMMARY STATEMENT:** Overhaul of locomotives in accordance with the manufacturer's schedule is needed to maintain safe and reliable operation and to comply with federally-mandated maintenance regulations. Replacement diesel locomotives have higher horsepower and meet EPA air quality emissions standards.

**SMART GROWTH STATUS:**  Project Not Location Specific  Not Subject to PFA Law

Project Inside PFA  Grandfathered  
 Project Outside PFA  Exception Will Be Required  
 PFA Status Yet to Be Determined  Exception Granted

**ASSOCIATED IMPROVEMENTS:**  
None.

**STATE GOALS:** Maryland Transportation Plan (MTP) Goals/Selection Criteria:

- Safety & Security
- Environmental Stewardship
- System Preservation
- Community Vitality
- Quality of Service
- Economic Prosperity

**EXPLANATION:** Locomotive overhauls and replacements are needed to maintain a state of good repair.

**STATUS:** Production of the MP-36 diesel locomotives is underway. Procurement for the re-power of the GP-39 Locomotives is underway.

**SIGNIFICANT CHANGE FROM FY 2017 - 22 CTP:** Project cost increased by \$22.16M due to the addition of three locomotive overhaul projects that will occur starting in FY 22 and 23.

POTENTIAL FUNDING SOURCE:		<input checked="" type="checkbox"/> SPECIAL		<input checked="" type="checkbox"/> FEDERAL		<input type="checkbox"/> GENERAL		<input type="checkbox"/> OTHER		
PHASE	TOTAL		CURRENT YEAR	BUDGET YEAR	PROJECTED CASH REQUIREMENTS FOR PLANNING PURPOSES ONLY				SIX YEAR TOTAL	BALANCE TO COMPLETE
	ESTIMATED COST (\$000)	EXPEND THRU 2017			2018	2019	.....2020.....	.....2021.....		
Planning	0	0	0	0	0	0	0	0	0	0
Engineering	1,356	1,356	0	0	0	0	0	0	0	0
Right-of-way	0	0	0	0	0	0	0	0	0	0
Construction	94,226	18,933	20,000	22,733	2,384	7,926	6,000	16,250	75,293	0
Total	95,582	20,289	20,000	22,733	2,384	7,926	6,000	16,250	75,293	0
Federal-Aid	75,598	15,367	16,000	18,184	1,907	6,340	4,800	13,000	60,231	0

1440, 1444, 1500, 1501, 1503



**PROJECT:** MARC Positive Train Control

**DESCRIPTION:** Implementation and development of Positive Train Control (PTC) for MARC as required by the Federal Railroad Administration. Positive Train Control incorporates an on-board computer that ensures all signals are received by the various parts of the system to prevent collision, maintain speed limits, and train spacing, while also protecting track workers who have been given exclusive use of the tracks. If the on-board computer determines the train cannot operate safely within the restrictions, it applies the brakes thus preventing any potential accidents. All locomotives and cab cars will be upgraded to operate the Positive Train Control system.

**PURPOSE & NEED SUMMARY STATEMENT:** PTC for MARC will create a safeguard against train collisions through proper train spacing on the tracks and active speed limit oversight.

**SMART GROWTH STATUS:**  Project Not Location Specific  Not Subject to PFA Law

Project Inside PFA  Grandfathered  
 Project Outside PFA  Exception Will Be Required  
 PFA Status Yet to Be Determined  Exception Granted

**ASSOCIATED IMPROVEMENTS:**  
None.

**STATE GOALS:** Maryland Transportation Plan (MTP) Goals/Selection Criteria:

- Safety & Security
- System Preservation
- Quality of Service
- Environmental Stewardship
- Community Vitality
- Economic Prosperity


**EXPLANATION:** Ensure the safe operation of MARC service.

**STATUS:** Construction is underway with completion expected in FY 2019, in concurrence with federal PTC implementation deadline of December 31, 2018.

**SIGNIFICANT CHANGE FROM FY 2017 - 22 CTP:** Project cost increased by \$11.8M to reflect a Federal Railroad Administration grant.

POTENTIAL FUNDING SOURCE: <input checked="" type="checkbox"/> SPECIAL <input checked="" type="checkbox"/> FEDERAL <input type="checkbox"/> GENERAL <input type="checkbox"/> OTHER										
PHASE	TOTAL				PROJECTED CASH REQUIREMENTS				SIX YEAR TOTAL	BALANCE TO COMPLETE
	ESTIMATED COST (\$000)	EXPEND THRU 2017	CURRENT YEAR 2018	BUDGET YEAR 2019	FOR PLANNING PURPOSES ONLY	FOR PLANNING PURPOSES ONLY	FOR PLANNING PURPOSES ONLY	FOR PLANNING PURPOSES ONLY		
					....2020....	....2021....	....2022....	....2023....		
Planning	0	0	0	0	0	0	0	0	0	0
Engineering	24	24	0	0	0	0	0	0	0	0
Right-of-way	0	0	0	0	0	0	0	0	0	0
Construction	28,331	10,189	16,134	2,008	0	0	0	0	18,142	0
Total	28,355	10,213	16,134	2,008	0	0	0	0	18,142	0
Federal-Aid	22,652	8,139	12,907	1,606	0	0	0	0	14,513	0





**PROJECT:** MARC BWI Rail Station Upgrades and Repairs

**DESCRIPTION:** Structural improvements to the BWI Rail Station parking garages and improvements to the existing station; including a more passenger-friendly station with additional seating. This project may also include a new pedestrian overpass connecting the garage and station.

**PURPOSE & NEED SUMMARY STATEMENT:** Repairs to both garages and upgrades to the existing infrastructure of the station are necessary to preserve the BWI Rail Station.

**SMART GROWTH STATUS:**  Project Not Location Specific  Not Subject to PFA Law

Project Inside PFA  Grandfathered  
 Project Outside PFA  Exception Will Be Required  
 PFA Status Yet to Be Determined  Exception Granted

**ASSOCIATED IMPROVEMENTS:**  
 MARC Growth and Investment Program - Line 33

**STATE GOALS :** Maryland Transportation Plan (MTP) Goals/Selection Criteria:

- |                                                         |                                                    |
|---------------------------------------------------------|----------------------------------------------------|
| <input checked="" type="checkbox"/> Safety & Security   | <input type="checkbox"/> Environmental Stewardship |
| <input checked="" type="checkbox"/> System Preservation | <input type="checkbox"/> Community Vitality        |
| <input checked="" type="checkbox"/> Quality of Service  | <input type="checkbox"/> Economic Prosperity       |

**EXPLANATION:** This project includes inspection and repairs to garages as well as maintenance repairs and passenger improvements to the station.

**STATUS:** Design for station improvements is underway.

**SIGNIFICANT CHANGE FROM FY 2017 - 22 CTP:** None.

**USAGE:** In FY 2017 MARC annual ridership was 9.2 million.

POTENTIAL FUNDING SOURCE: <input checked="" type="checkbox"/> SPECIAL <input checked="" type="checkbox"/> FEDERAL <input type="checkbox"/> GENERAL <input type="checkbox"/> OTHER										
PHASE	TOTAL		CURRENT YEAR	BUDGET YEAR	PROJECTED CASH REQUIREMENTS FOR PLANNING PURPOSES ONLY				SIX YEAR TOTAL	BALANCE TO COMPLETE
	ESTIMATED COST (\$000)	EXPEND THRU 2017			2018	2019	.....2020.....	.....2021.....		
Planning	405	405	0	0	0	0	0	0	0	0
Engineering	3,521	2,721	800	0	0	0	0	0	800	0
Right-of-way	0	0	0	0	0	0	0	0	0	0
Construction	9,848	2,338	2,273	5,000	237	0	0	0	7,510	0
Total	13,774	5,464	3,073	5,000	237	0	0	0	8,310	0
Federal-Aid	7,724	1,402	2,133	4,000	189	0	0	0	6,322	0

1209, 1358



**PROJECT:** Light Rail Vehicle Overhaul

**DESCRIPTION:** Perform a mid-life overhaul of the Light Rail fleet. A 15-year inspection and overhaul of the major and sub-assemblies of the vehicles will be performed. The effort will also involve identifying and replacing obsolete parts to improve vehicle performance. Project also supports ongoing overhauls of systems to ensure reliability and safety.

**PURPOSE & NEED SUMMARY STATEMENT:** Major overhaul of the Light Rail vehicles and upgrades of selected systems will ensure safe operation, reduce ongoing maintenance costs, increase vehicle reliability and availability, and increase passenger comfort and security.

**SMART GROWTH STATUS:**  Project Not Location Specific  Not Subject to PFA Law  
 Project Inside PFA  Grandfathered  
 Project Outside PFA  Exception Will Be Required  
 PFA Status Yet to Be Determined  Exception Granted

**ASSOCIATED IMPROVEMENTS:**  
None.

**STATE GOALS :** Maryland Transportation Plan (MTP) Goals/Selection Criteria:

- Safety & Security
- System Preservation
- Quality of Service
- Environmental Stewardship
- Community Vitality
- Economic Prosperity

**EXPLANATION:** Projects include an ongoing and major overhaul of the Light Rail fleet to ensure safe, reliable service to the end of the cars' useful life.

**STATUS:** The mid-life overhaul began in FY 2014. The first three overhauled cars have been received and are undergoing testing. Ongoing minor overhauls are underway.

**SIGNIFICANT CHANGE FROM FY 2017 - 22 CTP:** None.

**USAGE:** In FY 2017 Light Rail annual ridership was 7.4 million.

POTENTIAL FUNDING SOURCE: <input checked="" type="checkbox"/> SPECIAL <input checked="" type="checkbox"/> FEDERAL <input type="checkbox"/> GENERAL <input type="checkbox"/> OTHER										
PHASE	TOTAL		CURRENT YEAR	BUDGET YEAR	PROJECTED CASH REQUIREMENTS FOR PLANNING PURPOSES ONLY				SIX YEAR TOTAL	BALANCE TO COMPLETE
	ESTIMATED COST (\$000)	EXPEND THRU 2017			2018	2019	.....2020.....	.....2021.....		
Planning	0	0	0	0	0	0	0	0	0	0
Engineering	3,422	3,022	100	100	100	100	0	0	400	0
Right-of-way	0	0	0	0	0	0	0	0	0	0
Construction	193,086	82,515	33,852	29,290	26,979	19,700	400	350	110,571	0
<b>Total</b>	<b>196,508</b>	<b>85,537</b>	<b>33,952</b>	<b>29,390</b>	<b>27,079</b>	<b>19,800</b>	<b>400</b>	<b>350</b>	<b>110,971</b>	<b>0</b>
Federal-Aid	118,872	41,097	25,544	21,912	18,463	11,856	0	0	77,775	0



**PROJECT:** Light Rail Safety Improvements

**DESCRIPTION:** Funding to implement safety enhancements and improve Light Rail operations throughout the system. Projects include Maintenance of Way improvements such as grade crossing replacements and track repairs, a BaltimoreLink audio/visual safety system, and cable replacement.

**PURPOSE & NEED SUMMARY STATEMENT:** Repairs and replacements of equipment throughout the Light Rail system is required to reduce system failures and improve reliability.

**SMART GROWTH STATUS:**  Project Not Location Specific  Not Subject to PFA Law

Project Inside PFA  Grandfathered  
 Project Outside PFA  Exception Will Be Required  
 PFA Status Yet to Be Determined  Exception Granted

**ASSOCIATED IMPROVEMENTS:**  
 Howard Street Rail and Interlocking Replacement project - Line 12.

**STATE GOALS :** Maryland Transportation Plan (MTP) Goals/Selection Criteria:

- Safety & Security
- System Preservation
- Quality of Service
- Environmental Stewardship
- Community Vitality
- Economic Prosperity

**EXPLANATION:** This project includes inspection and repairs to the Light Rail's rail and cable systems to ensure safe and reliable service.

**STATUS:** The BaltimoreLink audio/visual project was completed in FY 17. Construction is underway for the Maintenance of Way Improvements. Design is underway for the Cable Replacement project.

**SIGNIFICANT CHANGE FROM FY 2017 - 22 CTP:** Project cost decreased by \$15.2M due to the transfer of the Howard Street Rail Replacement project.

POTENTIAL FUNDING SOURCE: <input checked="" type="checkbox"/> SPECIAL <input checked="" type="checkbox"/> FEDERAL <input type="checkbox"/> GENERAL <input type="checkbox"/> OTHER										
PHASE	TOTAL		CURRENT YEAR	BUDGET YEAR	PROJECTED CASH REQUIREMENTS FOR PLANNING PURPOSES ONLY				SIX YEAR TOTAL	BALANCE TO COMPLETE
	ESTIMATED COST (\$000)	EXPEND THRU 2017			2018	2019	2020	2021		
Planning	221	221	0	0	0	0	0	0	0	0
Engineering	4,388	3,736	652	0	0	0	0	0	652	0
Right-of-way	0	0	0	0	0	0	0	0	0	0
Construction	19,455	5,962	8,568	4,715	0	210	0	0	13,493	0
<b>Total</b>	<b>24,064</b>	<b>9,919</b>	<b>9,220</b>	<b>4,715</b>	<b>0</b>	<b>210</b>	<b>0</b>	<b>0</b>	<b>14,145</b>	<b>0</b>
Federal-Aid	223	223	0	0	0	0	0	0	0	0

0489, 1465, 1466



**PROJECT:** Locally Operated Transit Systems Capital Procurement Projects (Local Jurisdictions)

**DESCRIPTION:** Funding to rural and small urban jurisdictions for transit vehicles, equipment, and facilities. In addition, the MTA provides rideshare funds to Baltimore City, Anne Arundel, Baltimore, Calvert, Carroll, Frederick, Harford, Howard, Montgomery and Prince George's Counties, and the Tri-County Council for Southern Maryland to promote the use of carpools and vanpools. MTA facilitates federal funds for locally-sponsored projects.

**JUSTIFICATION:** Intense use of equipment and increased service demand requires regular vehicle replacement and expansion as well as adequate support facilities providing reliable maintenance service. The ridesharing program provides citizens with information on expanded commute options and provides companies with technical expertise needed to meet federal clean air requirements.

**SMART GROWTH STATUS:**  Project Not Location Specific  Not Subject to PFA Law

- Project Inside PFA
- Project Outside PFA
- PFA Status Yet to Be Determined
- Grandfathered
- Exception Will Be Required
- Exception Granted

**ASSOCIATED IMPROVEMENTS:**

- Montgomery County Local Bus Program - Line 25
- Prince George's County Local Bus Program - Line 26
- Locally Operated Transit Systems - Line 44

**STATUS:** Funds are awarded based on an annual application cycle.

POTENTIAL FUNDING SOURCE: <input checked="" type="checkbox"/> SPECIAL <input checked="" type="checkbox"/> FEDERAL <input type="checkbox"/> GENERAL <input type="checkbox"/> OTHER										
PHASE	TOTAL		CURRENT YEAR	BUDGET YEAR	PROJECTED CASH REQUIREMENTS				SIX YEAR TOTAL	BALANCE TO COMPLETE
	ESTIMATED COST (\$000)	EXPEND THRU 2017			FOR PLANNING PURPOSES ONLY					
			2018	2019	.....2020.....	.....2021.....	.....2022.....	.....2023.....		
Planning	285	135	20	20	20	20	20	50	150	0
Engineering	38,711	27,472	3,489	1,550	1,550	1,550	1,550	1,550	11,239	0
Right-of-way	0	0	0	0	0	0	0	0	0	0
Construction	244,379	134,251	18,870	19,619	22,642	22,922	12,853	13,222	110,128	0
Total	283,375	161,858	22,379	21,189	24,212	24,492	14,423	14,822	121,517	0
Federal-Aid	238,025	136,995	16,690	17,817	20,403	21,151	12,275	12,694	101,030	0

**SIGNIFICANT CHANGE FROM FY 2017 - 22 CTP:** Project cost increased by \$16.8M due to the addition of FY 23 and additional federal funds.

0045, 0211, 0217, 0218, 1347, 1348, 1355, 1356, 1373, 1426, 1431, 1437, 1443, 1455, 1461, 1467



**MARC**

**Freight**

**Light Rail**

**Baltimore Metro**

**Bus**

**Agency Wide**

**Locally Operated Transit Systems**

**MDOT**  
MARYLAND DEPARTMENT  
OF TRANSPORTATION

---

MARYLAND TRANSIT  
ADMINISTRATION

**MDOT MTA MINOR PROJECTS**

**SYSTEM PRESERVATION MINOR PROJECTS PROGRAM**

**MARYLAND TRANSIT ADMINISTRATION - LINE 39**

ITEM NO.	DESCRIPTION AND IMPROVEMENT TYPE	TOTAL PROJECT COST (\$000's)	CONSTRUCTION START
<b><u>LIGHT RAIL IMPROVEMENTS FY 2017 COMPLETIONS</u></b>			
39	LTR CCTV WIRELESS INFRASTRUCTURE (1211)	379	Complete
40	LTR NORTH AVE YARD ROUTE PUSH BUTTON SYSTEM (0451)	4,033	Complete
41	LTR PA/LED SIGNS REPLACEMENT (1294)	12,916	Complete

**SYSTEM PRESERVATION MINOR PROJECTS PROGRAM**

**MARYLAND TRANSIT ADMINISTRATION - LINE 39 (cont'd)**

ITEM NO.	DESCRIPTION AND IMPROVEMENT TYPE	FY18 + FY19 PROJECT COST (\$000's)	CONSTRUCTION START
<b><u>LIGHT RAIL IMPROVEMENTS FY 2018 AND 2019</u></b>			
42	LTR TRAIN TRAFFIC MANAGEMENT UPGRADE (1499)	1,147	FY 2019
43	LTR ACCESS ROAD AND GATE PRESERVATION FUND (1189)	700	Underway
44	LTR BRIDGE PRESERVATION FUND (0248)	2,205	Underway
45	LTR CATENARY PRESERVATION FUND (1254)	1,317	Underway
46	LTR DRAINAGE IMPROVEMENTS FUND (0856)	4,566	Underway
47	LTR ELECTRICAL BOX REPLACEMENT ALL LTR STATIONS FUND (1187)	740	Underway
48	LTR GRADE CROSSING REPLACEMENT FUND (1048)	4,993	Underway
49	LTR INTERLOCKING RENEWALS FUND (1451)	3,399	Underway
50	LTR PRESERVATION FUND (0005)	2,940	Underway
51	LTR RAIL INSTALLATION FUND (0797)	1,412	Underway
52	LTR RAILROAD WORKER PROTECTION EQUIPMENT FUND (1364)	388	Underway
53	LTR REFURBISHING OF CARWASH FUND (1188)	430	Underway
54	LTR SUBSTATION PRESERVATION FUND (1227)	826	Underway

**SYSTEM PRESERVATION MINOR PROJECTS PROGRAM**

**MARYLAND TRANSIT ADMINISTRATION - LINE 40**

ITEM NO.	DESCRIPTION AND IMPROVEMENT TYPE	TOTAL PROJECT COST (\$000's)	CONSTRUCTION START
55	<p><b><u>MARC IMPROVEMENTS FY 2017 COMPLETIONS</u></b>                      MARC PA/LED SIGNS REPLACEMENT (0430)</p>	11,353	Complete



**SYSTEM PRESERVATION MINOR PROJECTS PROGRAM**

**MARYLAND TRANSIT ADMINISTRATION - LINE 40 (cont'd)**

ITEM NO.	DESCRIPTION AND IMPROVEMENT TYPE	FY18 + FY19 PROJECT COST (\$000's)	CONSTRUCTION START
	<b><u>MARC IMPROVEMENTS FY 2018 AND 2019</u></b>		
56	MARC FACILITY IMPROVEMENT FUND (0199)	2,880	Underway
57	MARC PARKING LOT PRESERVATION FUND (1006)	2,207	Underway
58	MARC ROLLING STOCK PRESERVATION FUND (0634)	4,733	Underway
59	MARC STRUCTURAL INSPECTION SERVICES D&E (1376)	198	Underway

**LOCALLY OPERATED TRANSIT SYSTEMS**

**MARYLAND TRANSIT ADMINISTRATION -- LINE 44 (cont'd)**

ITEM NO.	DESCRIPTION AND IMPROVEMENT TYPE	FY18 + FY19 PROJECT COST (\$000's)	CONSTRUCTION START
<b><u>LOCALLY OPERATED TRANSIT SYSTEMS (cont'd)</u></b>			
<b><u>ANNAPOLIS FY 2018 AND 2019</u></b>			
1	1 Small Replacement Bus - 2112 (FY18)	79	FY 2018
2	1 Small Replacement Bus - 2212 (FY18)	80	FY 2018
3	Heavy Duty Floor Jacks (FY17)	9	FY 2018
4	Maintenance Shop Rehabilitation	105	FY 2018
5	Preventive Maintenance (FY18)	400	FY 2018
6	Scan Tool (FY18)	6	FY 2018
7	Support Vehicle Replacement 76 (FY17)	25	FY 2018
8	Preventive Maintenance (FY17)	350	Ongoing
9	40 Bus Stop Shelters	422	Underway
10	Electronic Farebox System	300	Underway
11	Electronic Farebox System (FY16)	200	Underway
<b><u>ANNE ARUNDEL COUNTY FY 2018 AND 2019</u></b>			
1	4 Small Buses for Ft. Meade Shuttle	320	FY 2018
2	Ridesharing (FY17)	197	FY 2018
3	Ridesharing (FY18)	197	FY 2018
<b><u>BALTIMORE CITY FY 2018 AND 2019</u></b>			
1	Ridesharing (FY16)	80	FY 2017
2	Ridesharing (FY17)	80	FY 2017
3	Ridesharing (FY18)	82	FY 2018
<b><u>BALTIMORE COUNTY FY 2018 AND 2019</u></b>			
1	BMC Ridesharing (FY16)	171	FY 2017
2	BMC Ridesharing (FY17)	170	FY 2018
3	BMC Ridesharing (FY18)	170	FY 2018