

CODE ANALYSIS - SUMMARY

PROJECT	APPLICABLE CODES	AREA ANALYSIS
ANNE ARUNDEL COUNTY NORTH ARUNDEL AQUATIC CENTER	LIFE SAFETY (NFPA 101)	2021 EXISTING BUILDING AREA: 24,497 SF
	INTERNATIONAL EXISTING BUILDING CODE	2021 EXISTING PATIO AREA: 4,527 SF
	INTERNATIONAL BUILDING CODE	2021
	INTERNATIONAL MECHANICAL CODE	2021
	NATIONAL ELECTRIC CODE (NFPA 70)	2020
	NATIONAL STANDARD PLUMBING CODE	2021
	INTERNATIONAL FUEL GAS CODE	2021
	INTERNATIONAL ENERGY CONSERVATION CODE	2021
	INTERNATIONAL POOL AND SPA CODE	2021
	ACCESSIBILITY CODES, CONSISTING OF APPLICABLE PROVISIONS OF THE FOLLOWING:	
- ICC A117.1-2009		
- MARYLAND ACCESSIBILITY CODE (COMAR 09.12.52)	2021	
- ADAAG	2010	
- ARCHITECTURAL BARRIERS ACT		
TOTAL EXISTING FACILITY AREA:		29,024 SF
ADDITION AREA:		8,457 SF
TOTAL FACILITY AREA:		37,481 SF

PROJECT DESCRIPTION

THE PROJECT PROPOSES A NEW EXTERIOR SPLASH PAD ADDITION TO THE EXISTING AQUATIC CENTER ON 7888 CRAIN HWY, IN THE TOWN OF GLEN BURNIE MARYLAND. THE STRUCTURE ADDITION WILL BE ONE STORY IN HEIGHT AND APPROXIMATELY 8,457 SF IN TOTAL SQUARE FOOTAGE. THE SPLASH PAD ADDITION WILL CONSIST OF A CENTRAL SPLASH PAD WITH INTERACTIVE PLAY FEATURES, A SPLASH PAD DECK WITH A SHADED STRUCTURE, AND A EQUIPMENT PUMP HOUSE. THE PROPOSED STRUCTURE ADDITION WILL BE TYPE IIB, NON-COMBUSTIBLE CONSTRUCTION WITH A EXISTING FULLY SPRINKLERED FACILITY.

INTERNATIONAL EXISTING BUILDING CODE 2021

USE & OCCUPANCY CLASSIFICATIONS - IBC 304.1	WORK AREA SF & PERCENTAGE - IEBC 501.2
CURRENT USE: SWIMMING POOL & PROPOSED USE: A-3 ASSEMBLY	TOTAL EXISTING FLOOR AREA IS 29,024 SF AND THE TOTAL WORK AREA IS 29% OF THE TOTAL BUILDING.
COMPLIANCE METHOD - IEBC CHAPTER 11	BUILDING ELEMENTS & MATERIALS - IEBC 702
ADDITION	ALL NEW WORK SHALL COMPLY WITH THE REQUIREMENTS IN THE IBC, IECC, IMC, & IPC, AS APPLICABLE.
COMPLIANCE - IEBC 801.3	
ALL NEW CONSTRUCTION SHALL COMPLY WITH THE REQUIREMENTS OF THE IBC EXCEPTIONS	
<ol style="list-style-type: none"> WINDOWS DO NOT NEED TO COMPLY WITH THE LIGHT & VENTILATION REQUIREMENTS OF THE IBC. NEWLY INSTALLED ELECTRICAL EQUIPMENT SHALL COMPLY WITH 808. DEAD END CORRIDORS SHALL COMPLY WITH 805.6. THE MIN. CEILING HEIGHT SHALL BE 7'-0". 	

NFPA 101: LIFE SAFETY 2021

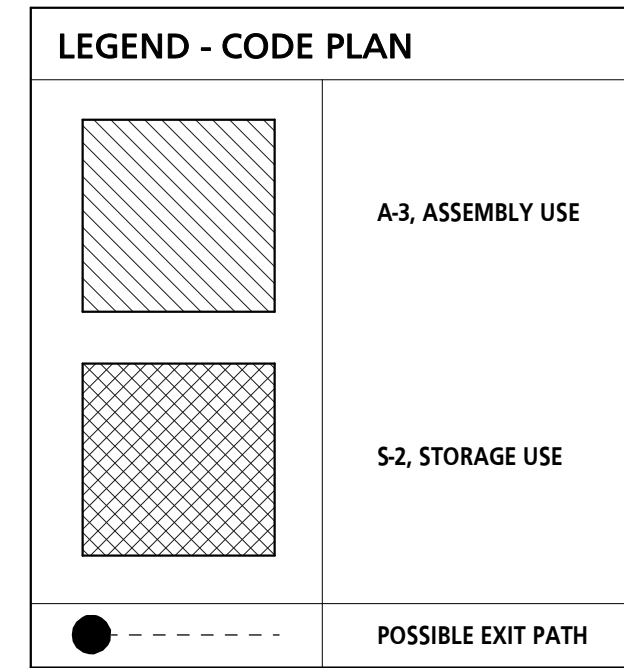
OCCUPANCY CLASSIFICATIONS - 6.1	HAZARD CLASSIFICATION - 6.2.2
OCCUPANCY: ASSEMBLY	ORDINARY HAZARD
CONSTRUCTION TYPE - CHAPTER 12	
CONSTRUCTION TYPE: IIB (0,0,0)	FIRE-RES. REQUIREMENTS FOR BLDG ELEMENTS - TABLE 8.2.1.2
	ALL BUILDING ELEMENTS ARE NOT REQUIRED TO BE RATED
CONSTRUCTION TYPE LIMITATIONS - TABLE 12.1.6	
ALLOWABLE STORIES IN HT: 2 (BASED ON CONSTRUCTION TYPE: IIB (0,0,0))	OCCUPANT LOAD FACTORS - TABLE 7.3.1.2
	REFER TO THE OCCUPANCY ANALYSIS
EXIT SEPARATION DISTANCE - 7.5.1.3.3	
WHERE EQUIPPED THROUGH-OUT WITH SPRINKLER SYSTEM, THE EXIT DOOR SEPARATION SHALL NOT BE LESS THAN ONE-THIRD OF THE DIAGONAL DIMENSION OF THE AREA SERVED.	DETECTION AND ALARM
	39.3.4.1 - A FIRE ALARM IS REQUIRED AND CURRENTLY EXISTS WITHIN THE FACILITY.
COMMON PATH OF EGRESS	
ASSEMBLY: ALLOWABLE = 0'-0" ((00.0.0.0)) ACTUAL MAX. COMMON PATH = 0'-0"	TRAVEL DISTANCE
	ASSEMBLY: ALLOWABLE = 0'-0" (00.0.0.0) ACTUAL MAX. TRAVEL DISTANCE = 0'-0"

INTERNATIONAL BUILDING CODE 2021

USE CLASSIFICATIONS - CHAPTER 3	OCCUPANCY CLASSIFICATIONS - TABLE 1004.5
PRIMARY USE: A-3: ASSEMBLY	SWIMMING POOLS: EXTERIOR SPLASH PAD & SPLASH PAD DECK AND ASSOCIATED SPACE ACCESSORIES
CONSTRUCTION TYPE - CH.6	
CONSTRUCTION TYPE: IIB(2B) SPRINKLERED MIXED OCCUPANCIES (IBC SECTION 508.3)	
OCCUPANT LOAD FACTORS - TABLE 1004.5	
ACCESSORY STOR/MECH.EQUIP 300 GSF	EXIT SEPARATION DISTANCE - 1007.1.1
	EXIT SEPARATION SHALL NOT BE LESS THAN 1/3 THE MAXIMUM DIAGONAL
BUILDING HEIGHT LIMITATIONS - TABLE 504.3 & 504.4	
ALLOWABLE BUILDING HT. IN FT: 55 FT ALLOWABLE NO. OF STORIES: 2	
COMMON PATH OF EGRESS TABLE 1006.2.1 TRAVEL DISTANCE TABLE 1017.2	
ASSEMBLY: SEE NFPA ANALYSIS	ASSEMBLY: SEE NFPA ANALYSIS

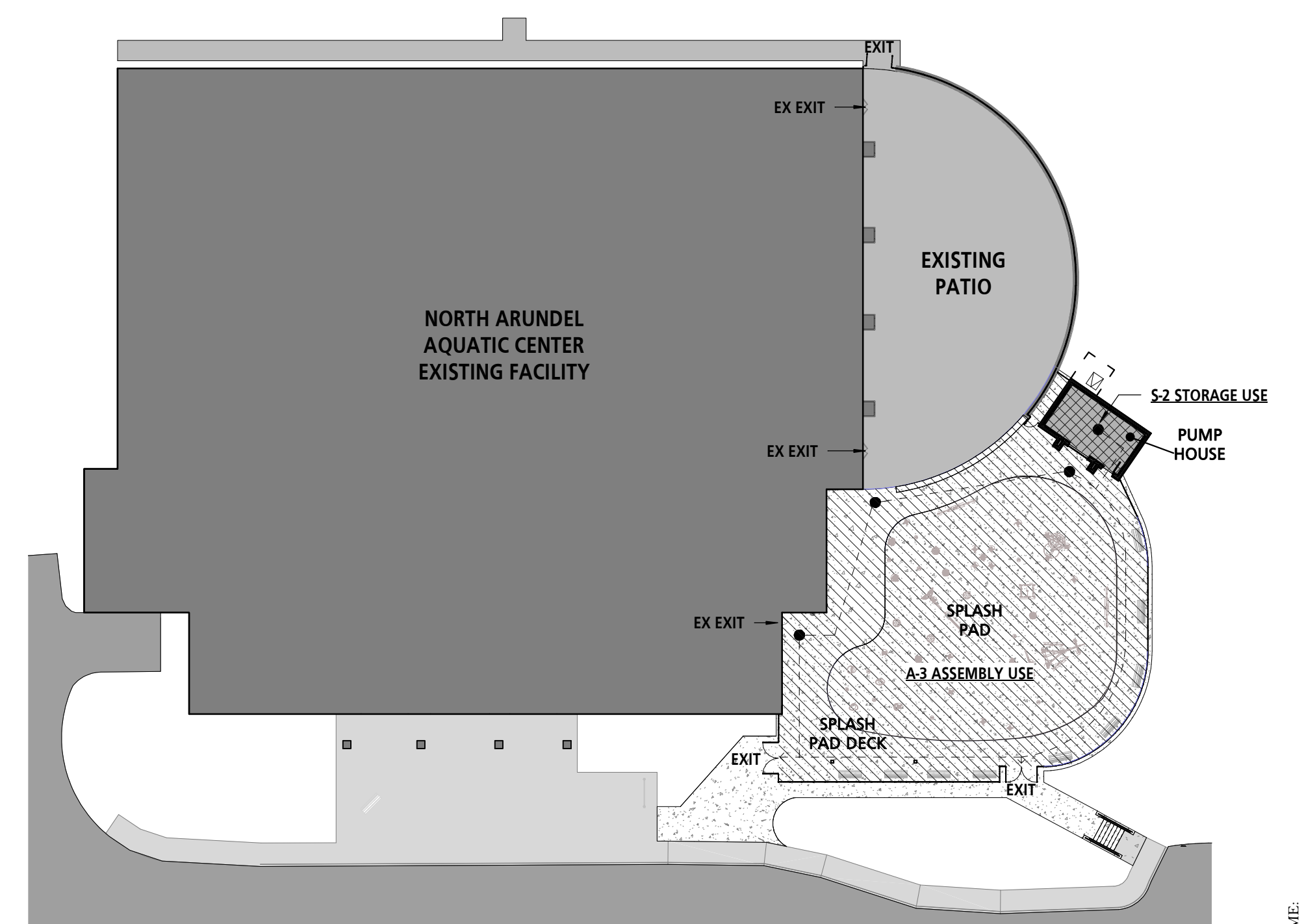
INTERNATIONAL POOL AND SPA CODE 2021

OCCUPANCY CLASSIFICATIONS - CHAPTER 4 & 6	OCCUPANT LOAD FACTORS - TABLE 403.1
CLASSIFICATION: EXISTING PUBLIC SWIMMING POOL WITH EXTERIOR SPLASH PAD ADDITION	EXTERIOR SPLASH PAD 8 GSF EXTERIOR SPLASH PAD DECK 15 GSF SEE OCCUPANCY CHARTS



OCCUPANCY ANALYSIS - GROSS...			
NAME	AREA	FACTOR	OCCUPANT LOAD
BUSINESS (NOT IN SCOPE AREA)	Not Placed	100 SF	
BUSINESS (NOT IN SCOPE AREA)	Not Placed	100 SF	
BUSINESS (WITHIN WORK AREA)	Not Placed	100 SF	
BUSINESS (WITHIN WORK AREA)	Not Placed	100 SF	

GENERAL CODE PLAN NOTES	
#	NOTES
1	FIRE WALLS, FIRE BARRIERS, FIRE PARTITIONS, SMOKE BARRIERS AND SMOKE PARTITIONS OR ANY OTHER WALL REQUIRED TO HAVE PROTECTED OPENINGS OR PENETRATIONS SHALL BE EFFECTIVELY AND PERMANENTLY IDENTIFIED AS REQUIRED BY IBC 703.7



1 CODE DIAGRAM
1/32" = 1'-0"

PROFESSIONAL CERTIFICATION
I HEREBY CERTIFY THAT THESE DOCUMENTS WERE PREPARED OR REVIEWED BY ME AND THAT I AM A LICENSED PROFESSIONAL ARCHITECT UNDER THE LAWS OF THE STATE OF MARYLAND. EXPIRATION DATE: 08-18-2024
ARCHITECT: [Signature] LICENSE NO: 15500
DESIGNED BY: [Signature] DATE: []/[]/[]
DRAWN BY: [Signature] DATE: []/[]/[]
CHECKED BY: [Signature] DATE: []/[]/[]
PROJECT NO: F06100 CONTRACT NO: F06100
MANNS WOODWARD STUDIOS
10000 BURNIE ROAD
GLEN BURNIE, MD 21031
(410) 444-1100

SEAL: [] DATE: []/[]/[]

05-12-2023 80% SCHEMATIC DESIGN

ANNE ARUNDEL COUNTY
DEPARTMENT OF PUBLIC WORKS

ARCHITECTURAL
NAAC SPLASH PAD
7888 CRAIN HWY, GLEN BURNIE, MD 21061

G001
CODE ANALYSIS & DIAGRAM

5/15/2023 10:43:36 AM



(a) Front Approaches - Swinging Doors


NOTE: x = 12" IF DOOR HAS BOTH A CLOSER AND LATCH.



(b) Hinge Side Approaches - Swinging Doors

NOTE: X = 36" MIN IF Y = 60"
S = 42" MIN IF Y = 54"

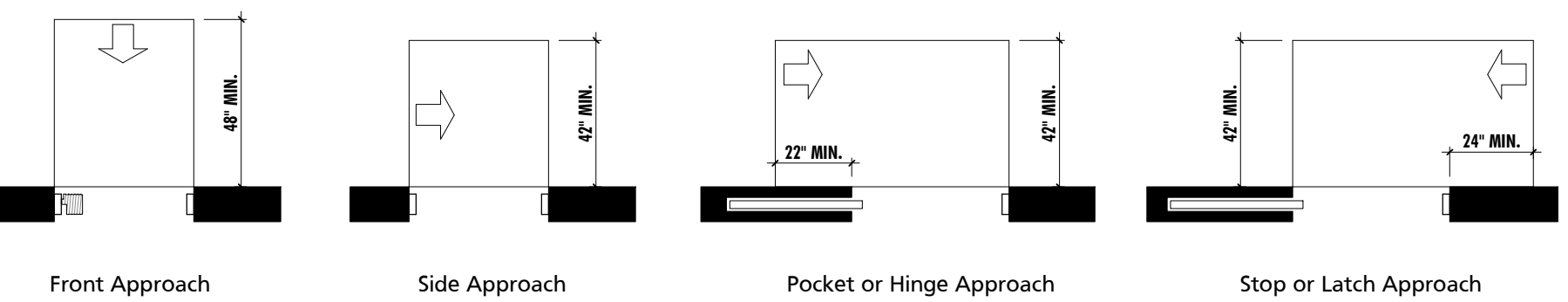
NOTE: y = 48" MINIMUM IF DOOR HAS BOTH A CLOSER AND LATCH.



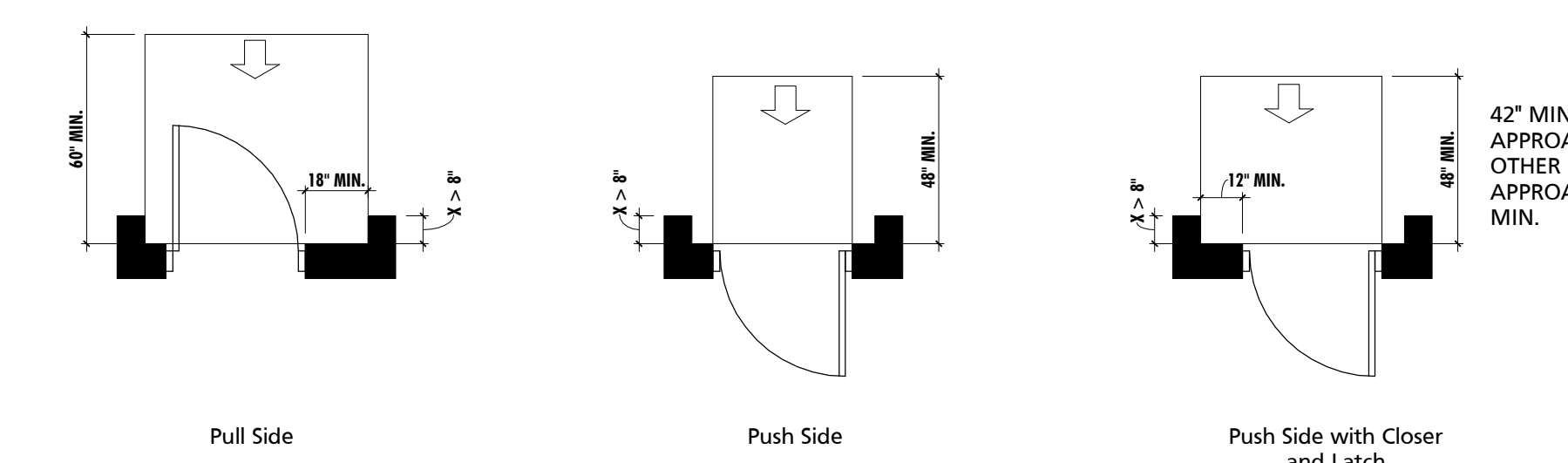
(c) Latch Side Approaches - Swinging Doors

NOTE: y = 54" MINIMUM IF DOOR HAS CLOSER

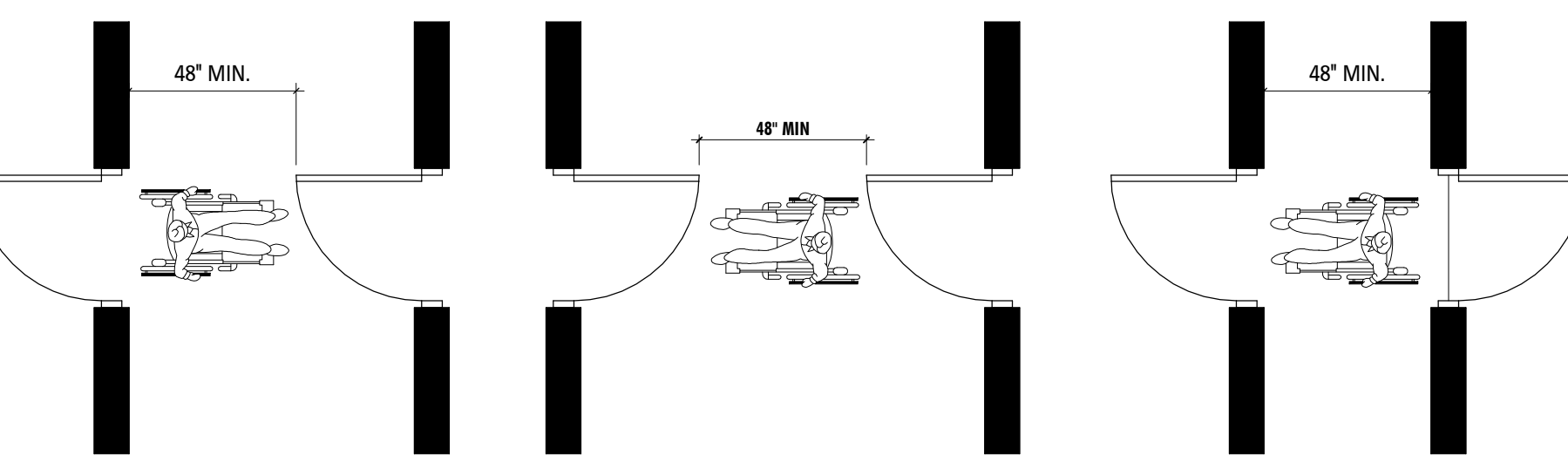
NOTE: y = 48" MINIMUM IF DOOR HAS CLOSER.



(d) Doorways without Doors

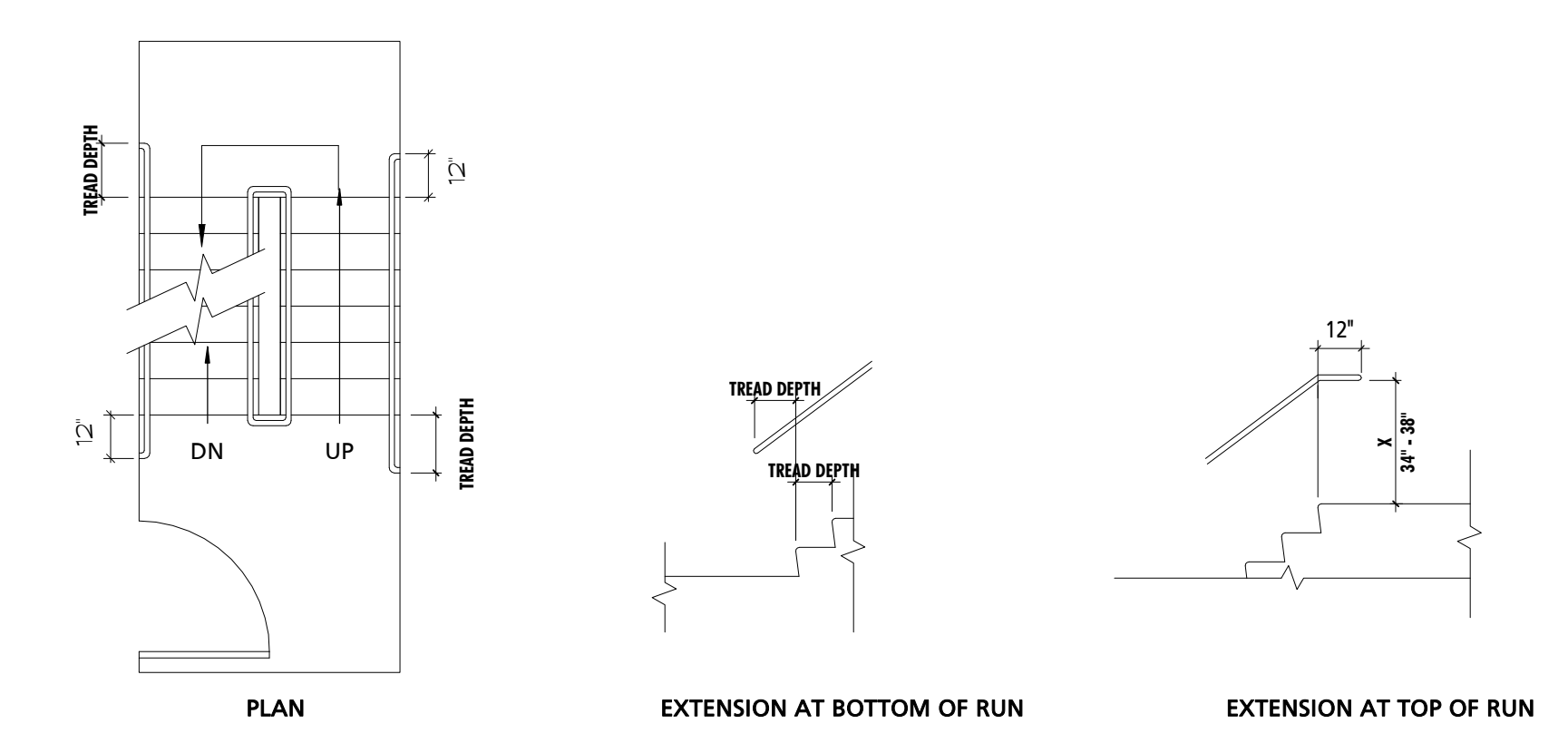


(e) Recessed Doors and Gates

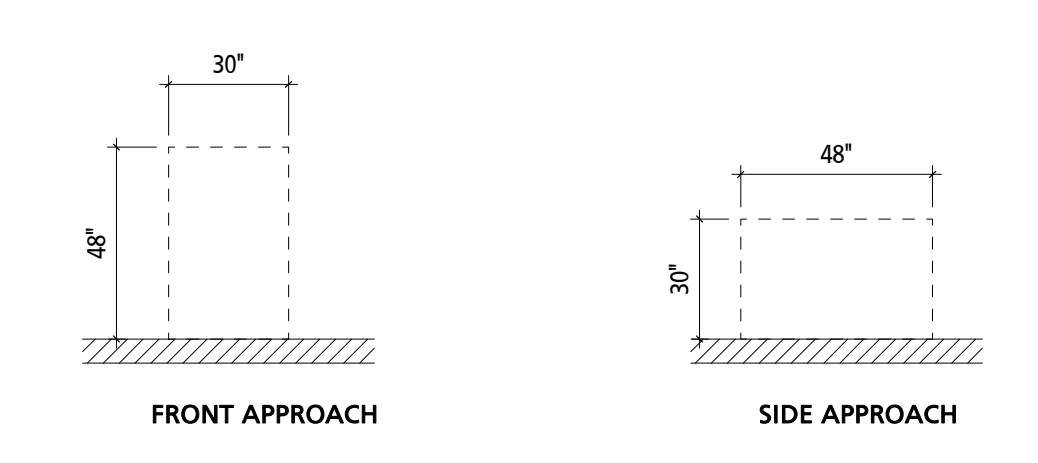
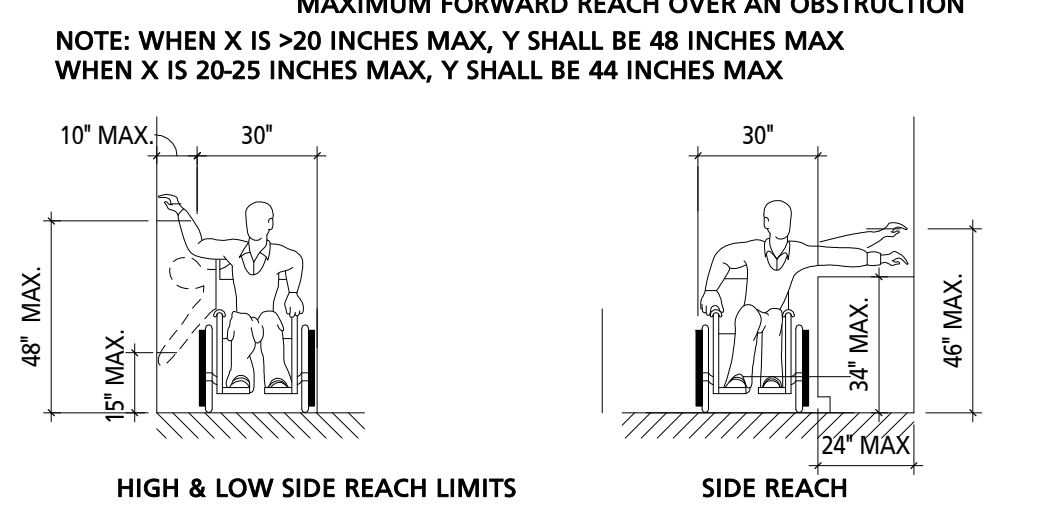
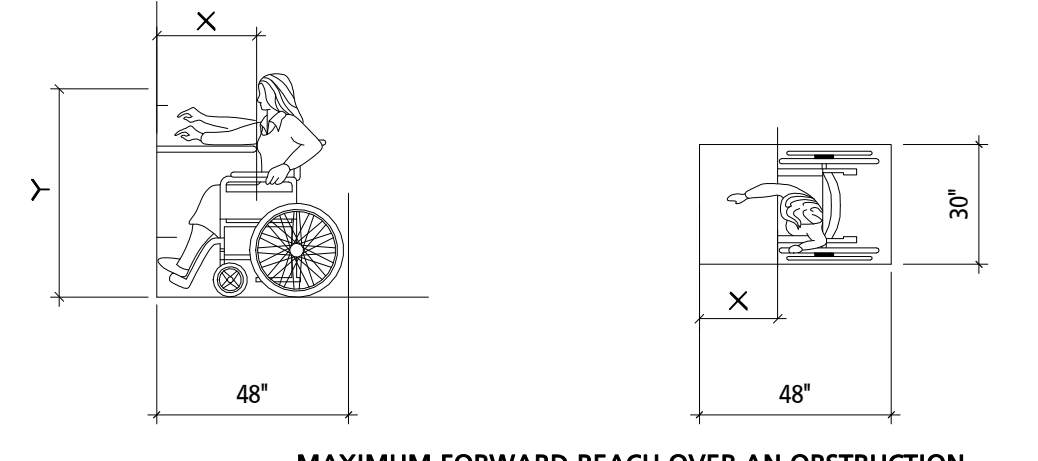
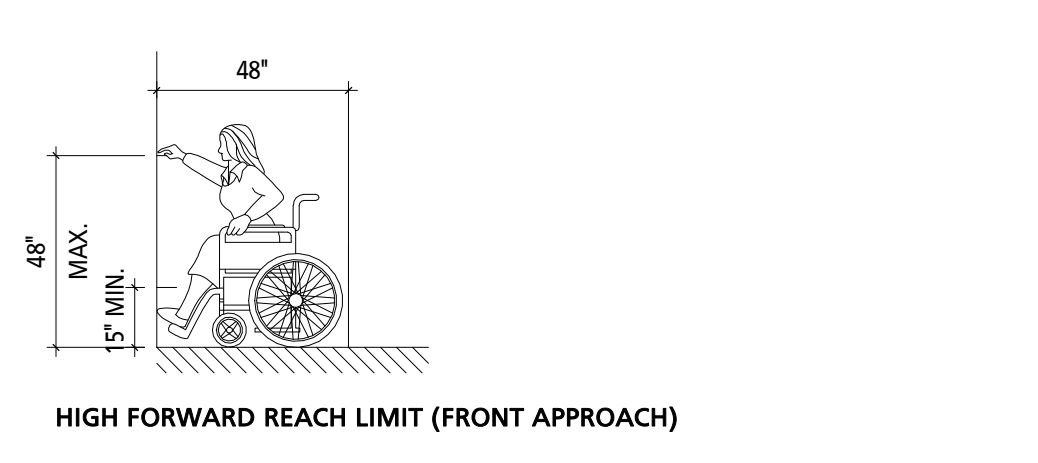


Two Hinged Doors in Series

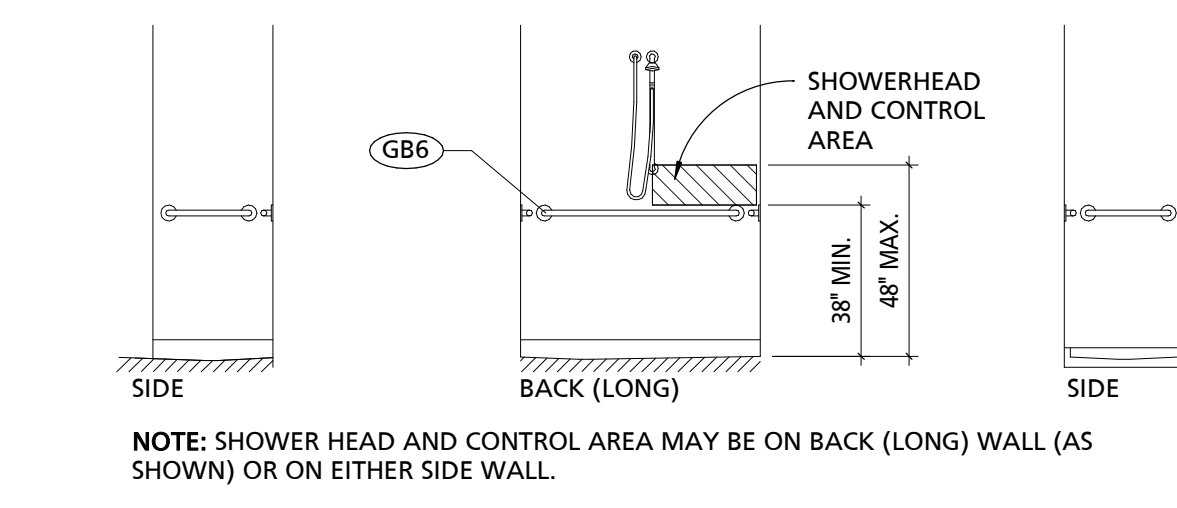
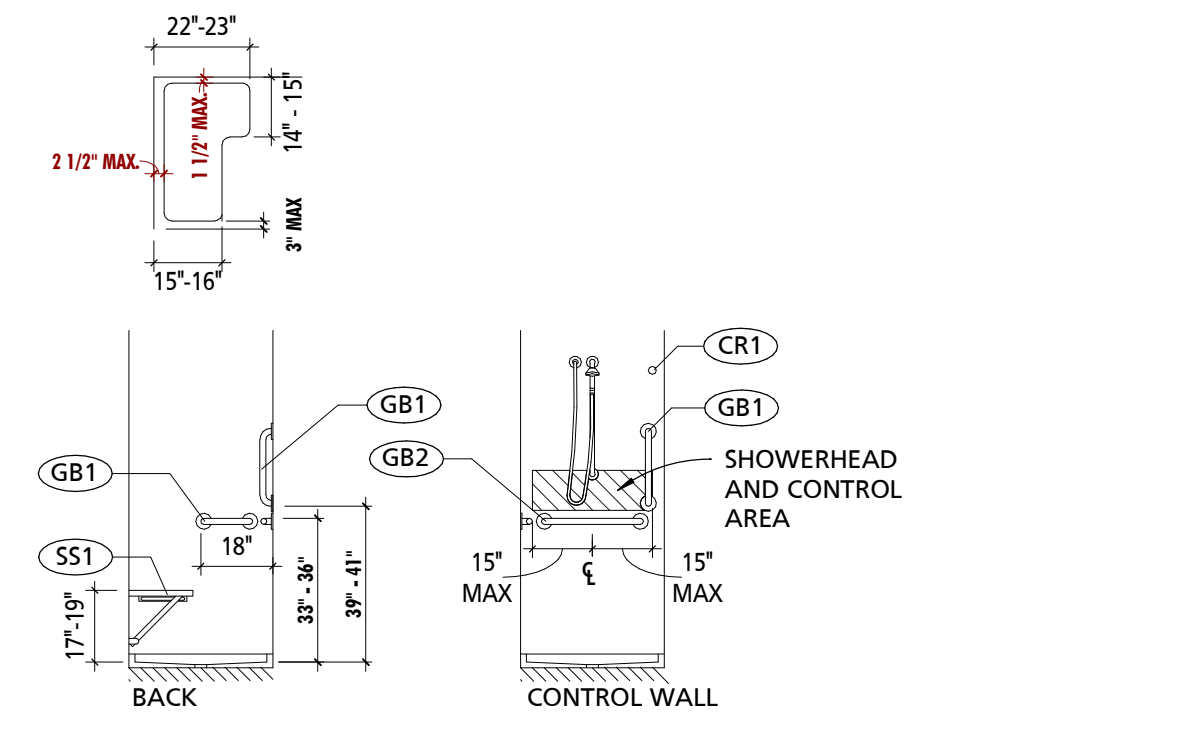
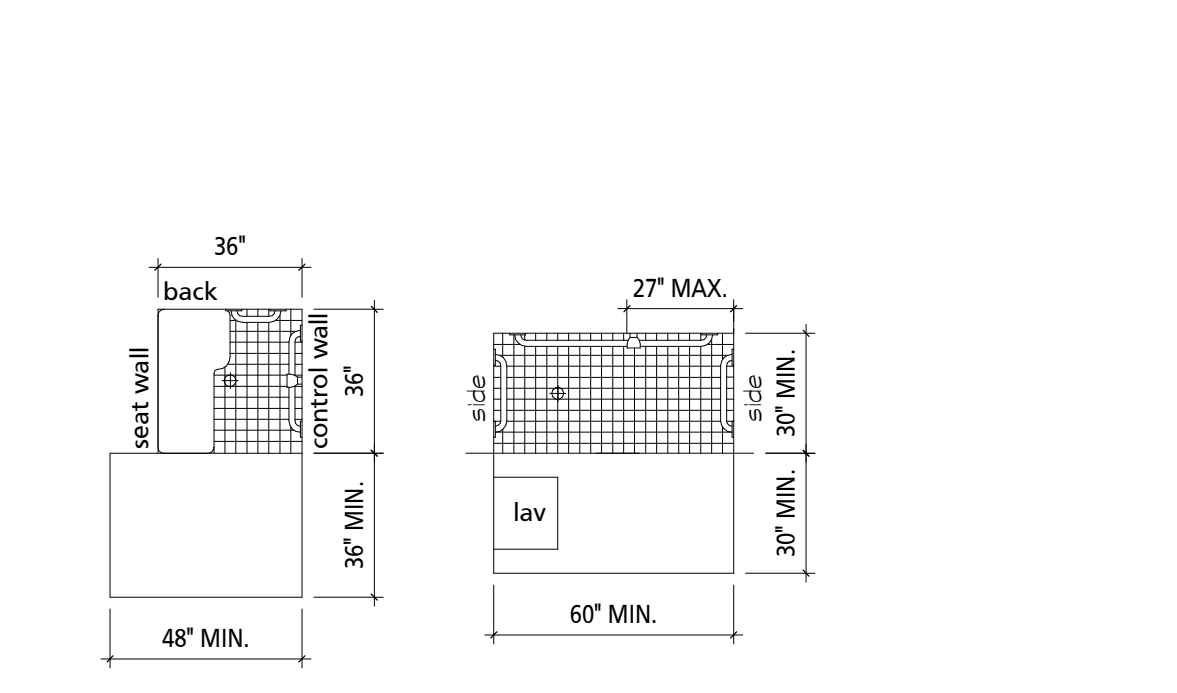
DOOR CLEARANCES (TYPICAL)
NOT TO SCALE



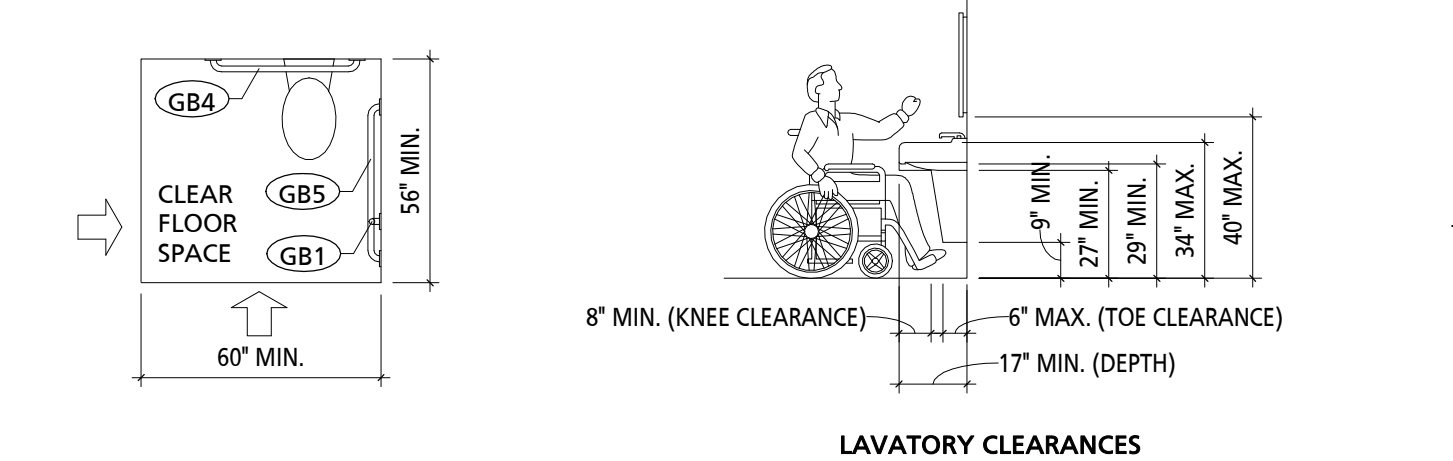
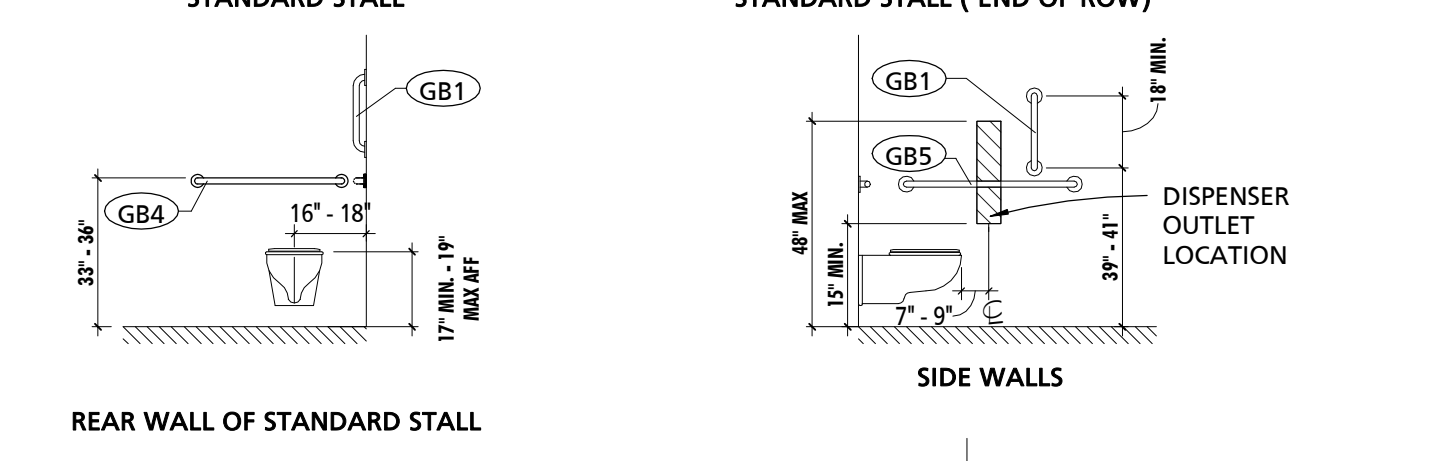
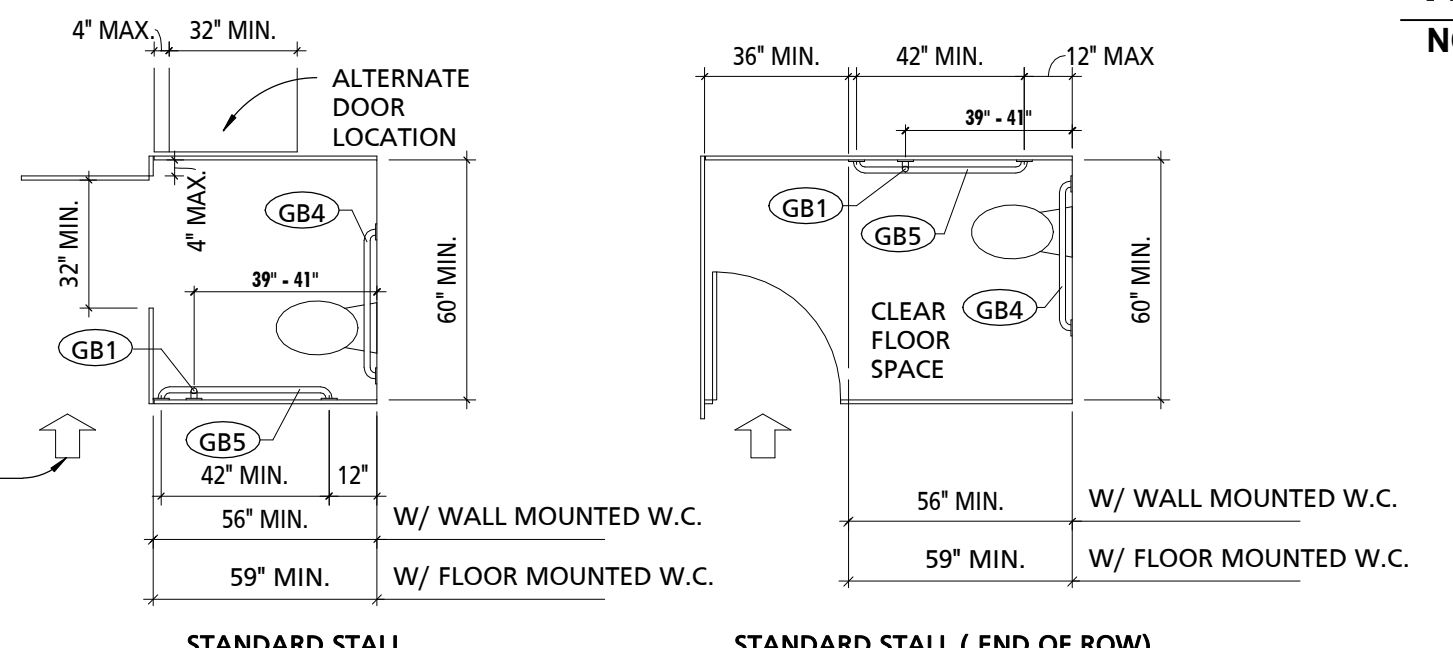
STAIR & RAMP CLEARANCES (TYPICAL)
NOT TO SCALE



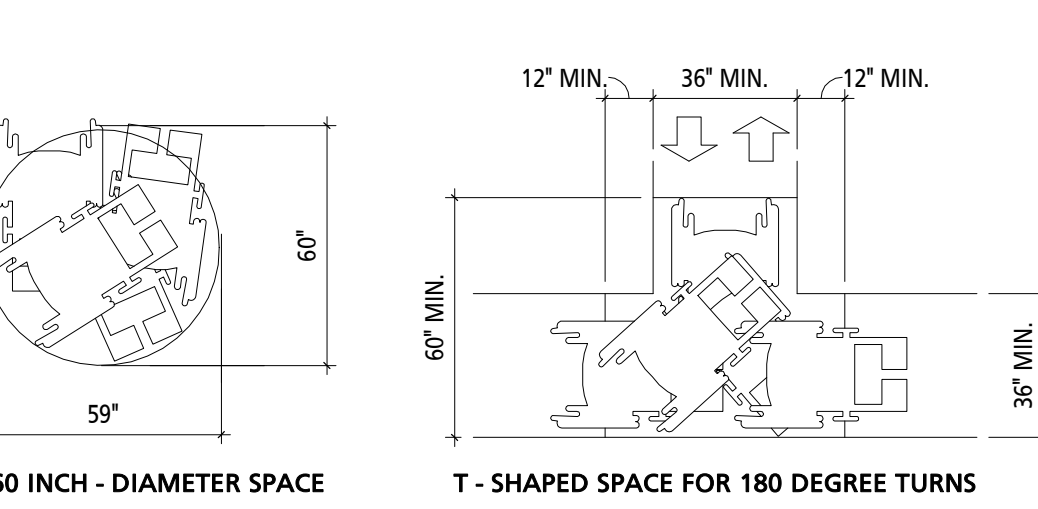
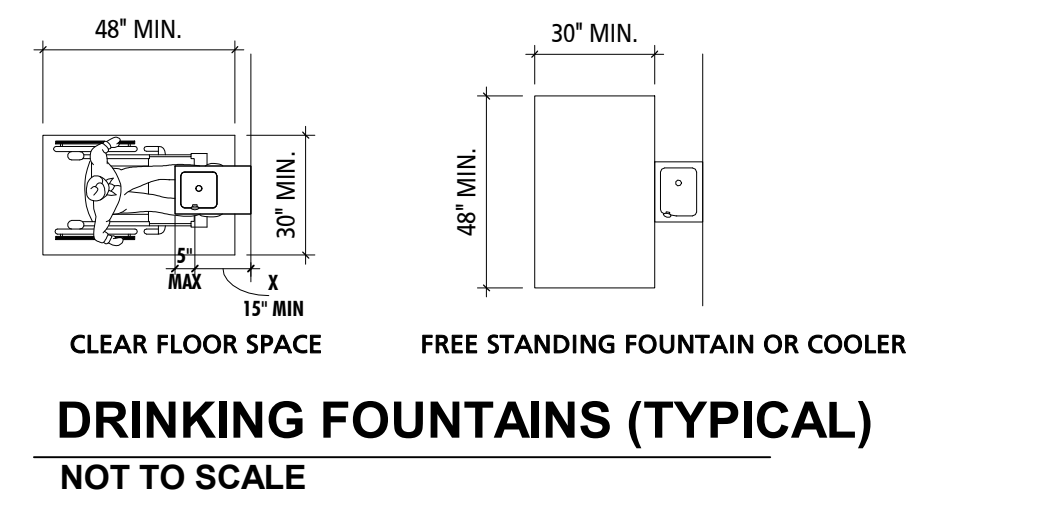
REACH RANGES & APPROACHES (TYPICAL)
NOT TO SCALE



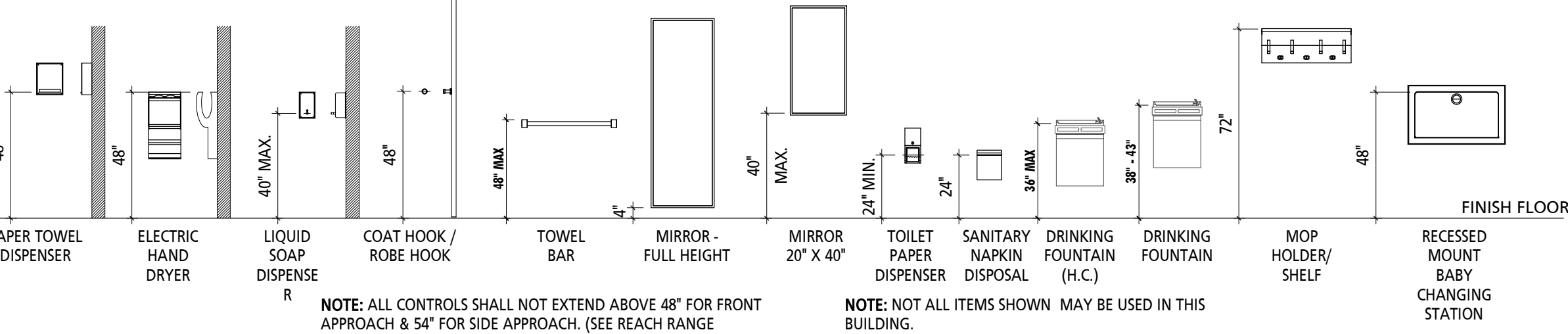
SHOWERS (TYPICAL)
NOT TO SCALE



TOILET ROOM CLEARANCES (TYPICAL)
NOT TO SCALE



DRINKING FOUNTAINS (TYPICAL)
NOT TO SCALE



TYPICAL ACCESSIBLE MOUNTING HEIGHTS
NOT TO SCALE

TAG	FIXTURE/ACCESSORY
GB1	GRAB BAR - 18"
GB2	GRAB BAR - 24"
GB3	GRAB BAR - 30"
GB4	GRAB BAR - 36"
GB5	GRAB BAR - 42"
GB6	GRAB BAR - 48"
CR1	SHOWER CURTAIN ROD
SS1	FOLDING SHOWER SEAT

ANNE ARUNDEL COUNTY
DEPARTMENT OF PUBLIC WORKS

SCALE: 1/4" = 1'-0"

DRAWN BY: Author
CHECKED BY: Checker
PROJECT NO: P08100
CONTRACT NO: F08100

ARCHITECTURAL
NAAC SPLASH PAD
7888 CRAIN HWY, GLEN BURNIE, MD 21061

G003
TYPICAL ACCESSIBILITY GUIDELINES

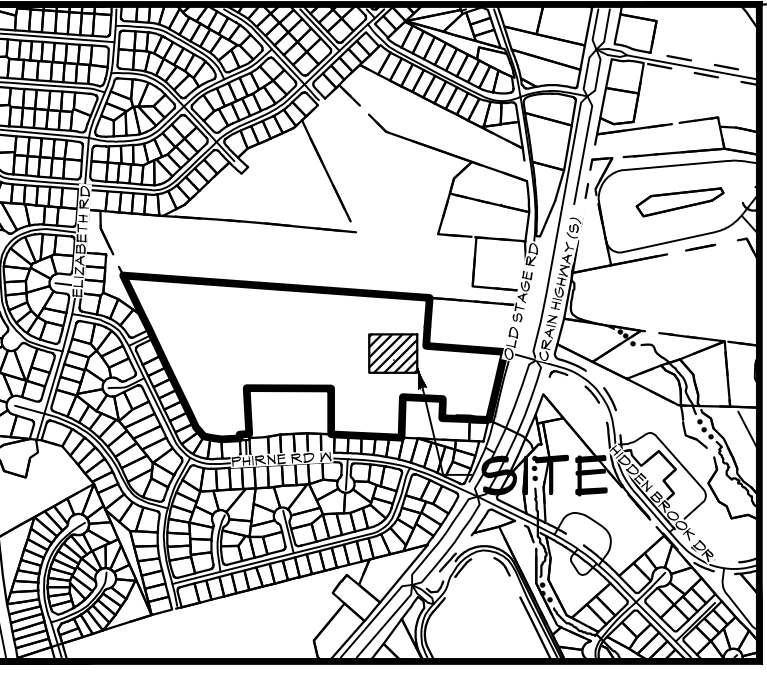
5/3/2023 1:10:51 PM

PROFESSIONAL CERTIFICATION
I HEREBY CERTIFY THAT THESE DOCUMENTS WERE PREPARED OR REVIEWED BY ME AND THAT I AM A LICENSED PROFESSIONAL ARCHITECT UNDER THE BOARD OF THE STATE OF MARYLAND.
ARCHITECT: 15500
EXPIRATION DATE: 08-18-2024
LICENSE NO: 15500
PROJECT NO: P08100
CONTRACT NO: F08100
DRAWN BY: _____
CHECKED BY: _____
DATE: _____

REVISIONS

No.	DESCRIPTION	BY	DATE

DATE: _____



VICINITY MAP
SCALE: 1" = 1000'

SCHEMATIC DESIGN PLAN

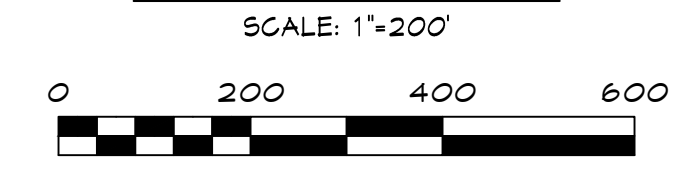
NORTH ARUNDEL AQUATIC CENTER - SPLASH PAD EXPANSION

ANNE ARUNDEL COUNTY

- SITE NOTES**
- OVERALL PROPERTY AREA = 1,056,835 SQ. FT. 24.3 AC. ±
 - DISTURBED AREA = 19,225 SQ. FT. 0.44 AC
 - EARTHWORK ANALYSIS:
TOTAL CUT = TBD
TOTAL FILL = TBD
(NO YES) SPOL OR BORROW MATERIAL REQUIRED.
 - THERE ARE NO HISTORIC FEATURES ON SITE.
 - THE SITE DOES NOT LIE WITHIN THE 100-YEAR FLOODPLAIN, AS SHOWN ON FIRM MAP NO. 240000-0011-C
 - WATERSHED: PATAPSCO RIVER
 - THE SITE HAS BEEN PREVIOUSLY DEVELOPED, GENTLE SLOPES PREPARED.
 - NO FOREST CLEARING OR SPECIMEN TREE REMOVAL PROPOSED.
 - SITE ADDRESS: 7888 S. CRAIN HWY., GLEN BERNIE, MD 21061
 - OWNER: ANNE ARUNDEL COUNTY
 - ZONING: RS
 - CURRENT PROPOSED USE: AQUATIC CENTER



LOCATION PLAN
SCALE: 1" = 200'



EXISTING LEGEND

- Site Property Boundary
- - - Existing Minor Contour
- - - Existing Major Contour
- - - Existing Stream
- - - Existing Stream Buffer
- - - Existing Tree Line
- - - Existing Drive
- Existing Building
- Existing B&E Utility Pole
- X - X - Existing Fence Line
- Av Soil Line
- S Existing Sanitary Sewer
- W Existing Water Line
- SD Existing Storm Drain

PROPOSED LEGEND

- LOD Proposed Limit of Disturbance
- 660 Proposed Grades
- 650 Proposed Storm Water Facility

INDEX OF SHEET

COVER SHEET	C001
EXISTING CONDITIONS PLAN (OVERALL)	C002
EXISTING CONDITIONS PLAN	C003
SITE LAYOUT (OVERALL)	C004
SITE LAYOUT	C005
PROPOSED DRAINAGE AREA MAP	C006
CONCEPT STORMWATER MANAGEMENT PLAN	C007
CONCEPT LANDSCAPE PLAN	C008

ANNE ARUNDEL COUNTY
DEPARTMENT OF PUBLIC WORKS

CIVIL ENGINEERING
NORTH ARUNDEL AQUATIC CENTER
SPLASH PAD EXPANSION
7888 S. CRAIN HIGHWAY
GLEN BERNIE, MD

SCALE: As Indicated
DRAWN BY: Author
CHECKED BY: Checker

PROJECT NO. 210700
CONTRACT NO.

APPROVED DATE
APPROVED DATE
APPROVED DATE

DATE DATE DATE

PROJECT MANAGER
CHIEF ENGINEER
ASSISTANT CHIEF ENGINEER

APPROVED DATE
APPROVED DATE
APPROVED DATE

DATE DATE DATE

CHIEF OF RIGHT OF WAY SERVICES

05/12/2025 SCHEMATIC DESIGN SET

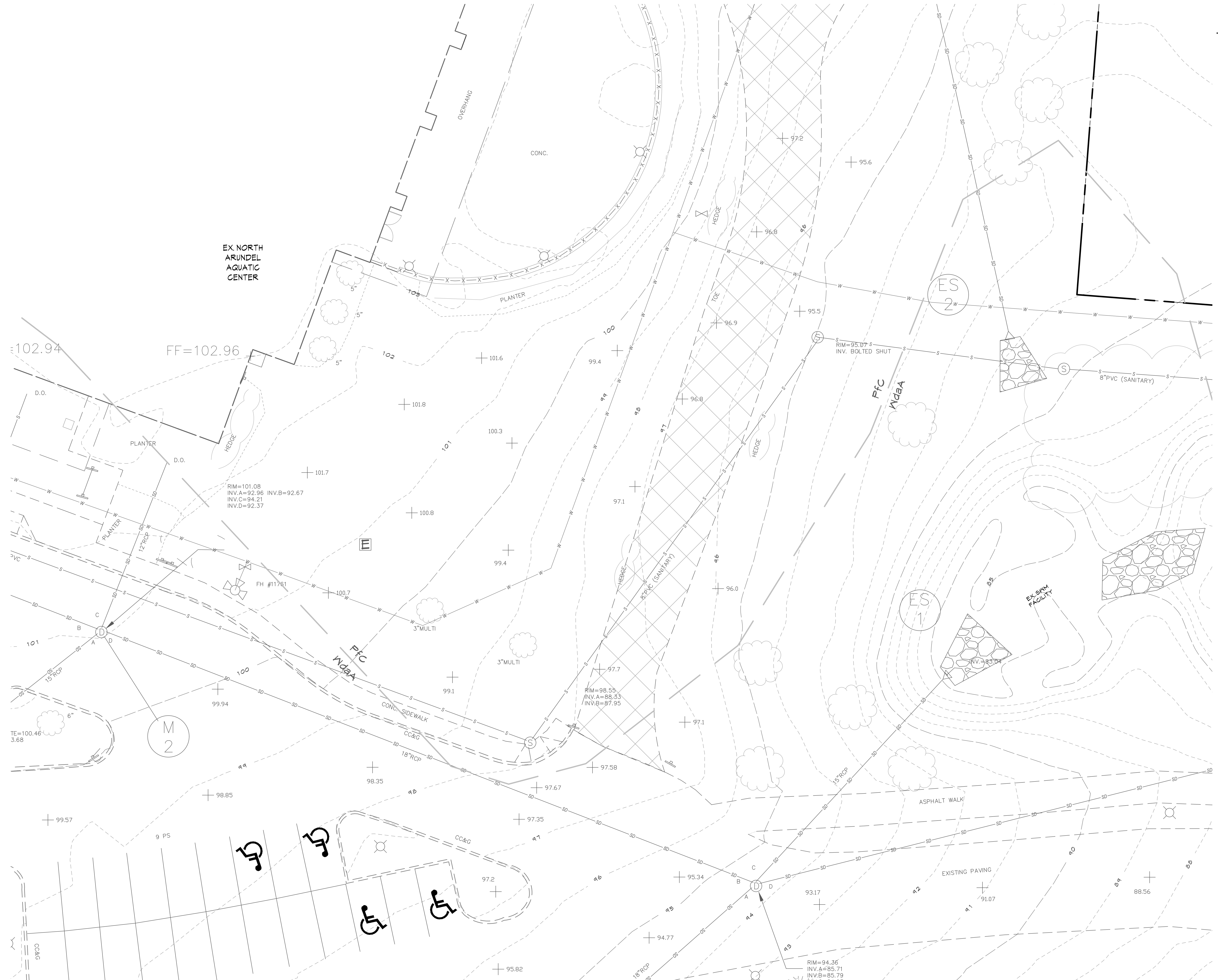
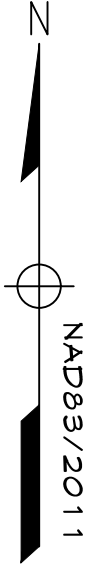
REVISIONS

No.	DESCRIPTION	DATE	BY

PROFESSIONAL CERTIFICATION
I HEREBY CERTIFY THAT THESE DOCUMENTS WERE PREPARED OR
DESIGNED BY A LICENSED PROFESSIONAL ENGINEER UNDER THE LAWS OF THE STATE OF
MARYLAND. EXPIRES: 11/25
LICENSE NO. 11475
EXPIRES: 11/25
PROJECT NO. 210700
DATE: 05/12/25

MM CENTURY ENGINEERING
1000 W. WASHINGTON BLVD., SUITE 200
FREDERICK, MD 21704
PHONE: 301-221-2222
WWW.MMCENTURYENGINEERING.COM

PROJECT NO. 210700
DATE: 05/12/25



EXISTING LEGEND

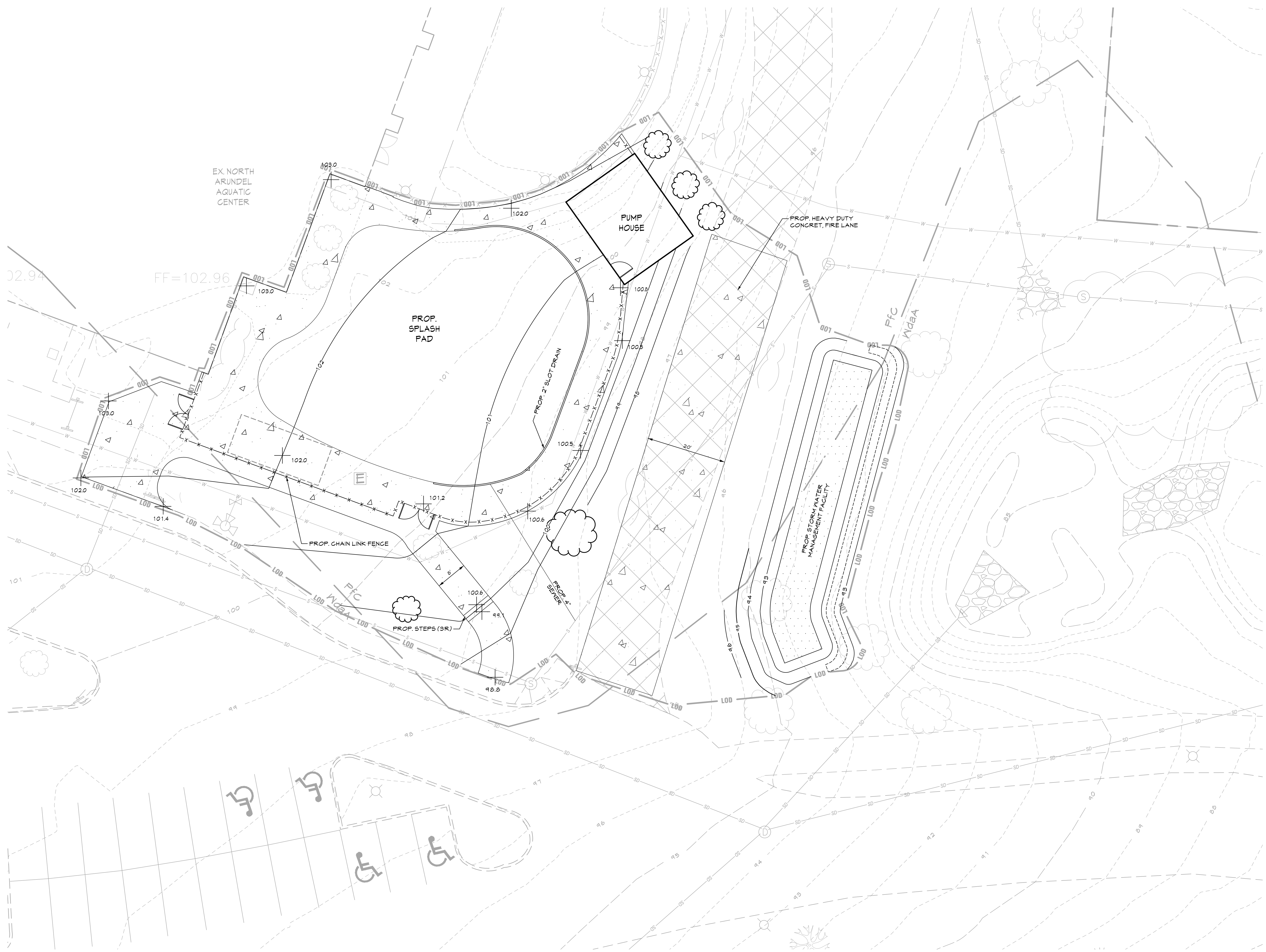
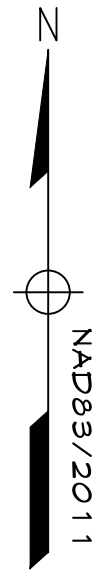
- Site Property Boundary
- Existing Minor Contour
- Existing Major Contour
- Existing Stream
- Existing Stream Buffer
- Existing Tree Line
- Existing Drive
- Existing Building
- Existing B&E Utility Pole
- Existing Fence Line
- Soil Line
- Existing Sanitary Sewer
- Existing Water Line
- Existing Storm Drain
- Existing Fire Lane
- Existing RipRap

EXISTING CONDITIONS PLAN
SCALE: 1"=10'
0 10' 20' 30'

PROFESSIONAL CERTIFICATION <small>I HEREBY CERTIFY THAT THESE DOCUMENTS WERE PREPARED OR DRAWN BY ME OR UNDER MY CLOSE PERSONAL SUPERVISION AND THAT I AM A LICENSED PROFESSIONAL ARCHITECT UNDER THE LAWS OF THE STATE OF MARYLAND. LICENSE NO. 11453 EXPIRATION DATE: 06-15-2014</small>	
M CENTURY ENGINEERING <small>1000 W. WASHINGTON BLVD., SUITE 200 GLEN BERNIE, MD 20735 PHONE: 443-251-2525 FAX: 443-251-2526</small>	
PROJECT NO. 05/12/2025	PROJECT MANAGER: J.A.
DRAWN BY: J.A.	CHECKED BY: J.A.
DATE:	DATE:
REVISIONS	DESCRIPTION
NO.	DATE
DATE	DATE
APPROVED	APPROVED
CHIEF ENGINEER	ASSISTANT CHIEF ENGINEER
APPROVED	APPROVED
DATE	DATE
APPROVED	APPROVED
CHIEF OF WAY SERVICES	CHIEF OF WAY SERVICES
APPROVED	APPROVED
DATE	DATE
APPROVED	APPROVED
CHIEF ENGINEER	ASSISTANT CHIEF ENGINEER
APPROVED	APPROVED
DATE	DATE
APPROVED	APPROVED
CHIEF OF WAY SERVICES	CHIEF OF WAY SERVICES
APPROVED	APPROVED
DATE	DATE
APPROVED	APPROVED
CHIEF ENGINEER	ASSISTANT CHIEF ENGINEER
APPROVED	APPROVED
DATE	DATE
APPROVED	APPROVED
CHIEF OF WAY SERVICES	CHIEF OF WAY SERVICES
APPROVED	APPROVED
DATE	DATE

ALL DRAWINGS ARE PROTECTED BY FEDERAL COPYRIGHT BY MANNIS WOODWARD STUDIOS, INC. AND CAN NOT BE REPRODUCED OR MODIFIED IN ANY MANNER WITHOUT WRITTEN PERMISSION. DOCUMENTS MAY NOT BE USED IN PART OR WHOLE TO DEVELOP THE DESIGN OF ANOTHER BUILDING WITHOUT EXPRESS WRITTEN PERMISSION BY MANNIS WOODWARD STUDIOS.

PRELIMINARY - NOT FOR CONSTRUCTION



PROPOSED SITE LAYOUT

SCALE: 1"=10'



EXISTING LEGEND

- Site Property Boundary
- Existing Minor Contour
- Existing Major Contour
- Existing Stream
- Existing Stream Buffer
- Existing Tree Line
- Existing Drive
- Existing Building
- Existing BSE Utility Pole
- Existing Fence Line
- Soil Line
- Existing Sanitary Sewer
- Existing Water Line
- Existing Storm Drain
- Existing Fire Lane
- Existing RipRap

PROPOSED LEGEND

- Proposed Limit of Disturbance
- Proposed Grades
- Proposed Fence
- Proposed Concrete Sidewalk
- Proposed Pump House Building
- Proposed Storm Water Facility

PROFESSIONAL CERTIFICATION
 I HEREBY CERTIFY THAT THESE DOCUMENTS WERE PREPARED OR
 PROFESSIONAL ARCHITECT UNDER THE LAWS OF THE STATE OF
 MARYLAND. EXPIRATION DATE: 06-15-2014
 LICENSE NO. 11453

M CENTURY ENGINEERING
 7888 S. CRAIN HIGHWAY
 GLEN BERNIE, MD 21051
 PHONE: 410-326-2222 FAX: 410-326-2223

PROJECT NO. 05/12/2025
 CONTRACT NO. 05/12/2025

DATE: 05/12/2025

SCHEMATIC DESIGN SET

NO.	DATE	DESCRIPTION	BY	DATE

APPROVED: _____ DATE: _____
 PROJECT MANAGER: _____ DATE: _____
 CHIEF ENGINEER: _____ DATE: _____
 ASSISTANT CHIEF ENGINEER: _____ DATE: _____

ANNE ARUNDEL COUNTY
 DEPARTMENT OF PUBLIC WORKS

CIVIL ENGINEERING
 NORTH ARUNDEL AQUATIC CENTER
 SPLASH PAD EXPANSION
 7888 S. CRAIN HIGHWAY
 GLEN BERNIE, MD

C005

PROPOSED SITE LAYOUT

DWG. FILENAME: _____

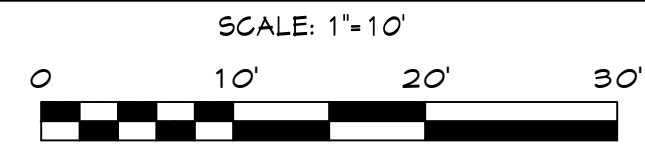
ALL DRAWINGS ARE PROTECTED BY FEDERAL COPYRIGHT BY MANNIS WOODWARD STUDIOS, INC. AND CAN NOT BE REPRODUCED OR MODIFIED IN ANY MANNER WITHOUT WRITTEN PERMISSION. DOCUMENTS MAY NOT BE USED IN PART OR WHOLE TO DEVELOP THE DESIGN OF ANOTHER BUILDING WITHOUT EXPRESS WRITTEN PERMISSION BY MANNIS WOODWARD STUDIOS.

PRELIMINARY - NOT FOR CONSTRUCTION

N
NAPS/2011



PROPOSED DRAINAGE AREA MAP



EXISTING LEGEND

- Site Property Boundary
- Existing Minor Contour
- Existing Major Contour
- Existing Stream
- Existing Stream Buffer
- Existing Tree Line
- Existing Drive
- Existing Building
- Existing BSE Utility Pole
- Existing Fence Line
- Soil Line
- Existing Sanitary Sewer
- Existing Water Line
- Existing Storm Drain
- Existing Fire Lane
- Existing RipRap

PROPOSED LEGEND

- LOD Proposed Limit of Disturbance
- Proposed Grades
- Proposed Fence
- Proposed Concrete Sidewalk
- Proposed Pump House Building
- Proposed Storm Water Facility
- Proposed Drainage Area Divide

PROFESSIONAL CERTIFICATION
I HEREBY CERTIFY THAT THESE DOCUMENTS WERE PREPARED OR
DESIGNED BY ME OR UNDER MY CLOSE PERSONAL SUPERVISION AND
THAT I AM A LICENSED PROFESSIONAL ENGINEER UNDER THE LAWS OF THE STATE OF
MARYLAND. EXPIRATION DATE: 06-15-2014
LICENSE NO. 11452

mm CENTURY ENGINEERING
1000 W. WASHINGTON BLVD., SUITE 200
GLEN BERNIE, MD 20730
PHONE: 410-326-8800
FAX: 410-326-8801
WWW.CENTURYENGINEERING.COM

NO.	DATE	DESCRIPTION	BY

05/19/2025 SCHEMATIC DESIGN SET

APPROVED	DATE	APPROVED	DATE

ANNE ARUNDEL COUNTY
DEPARTMENT OF PUBLIC WORKS

CIVIL ENGINEERING
SCALE: As Indicated
DRAWN BY: Author
CHECKED BY: Checker

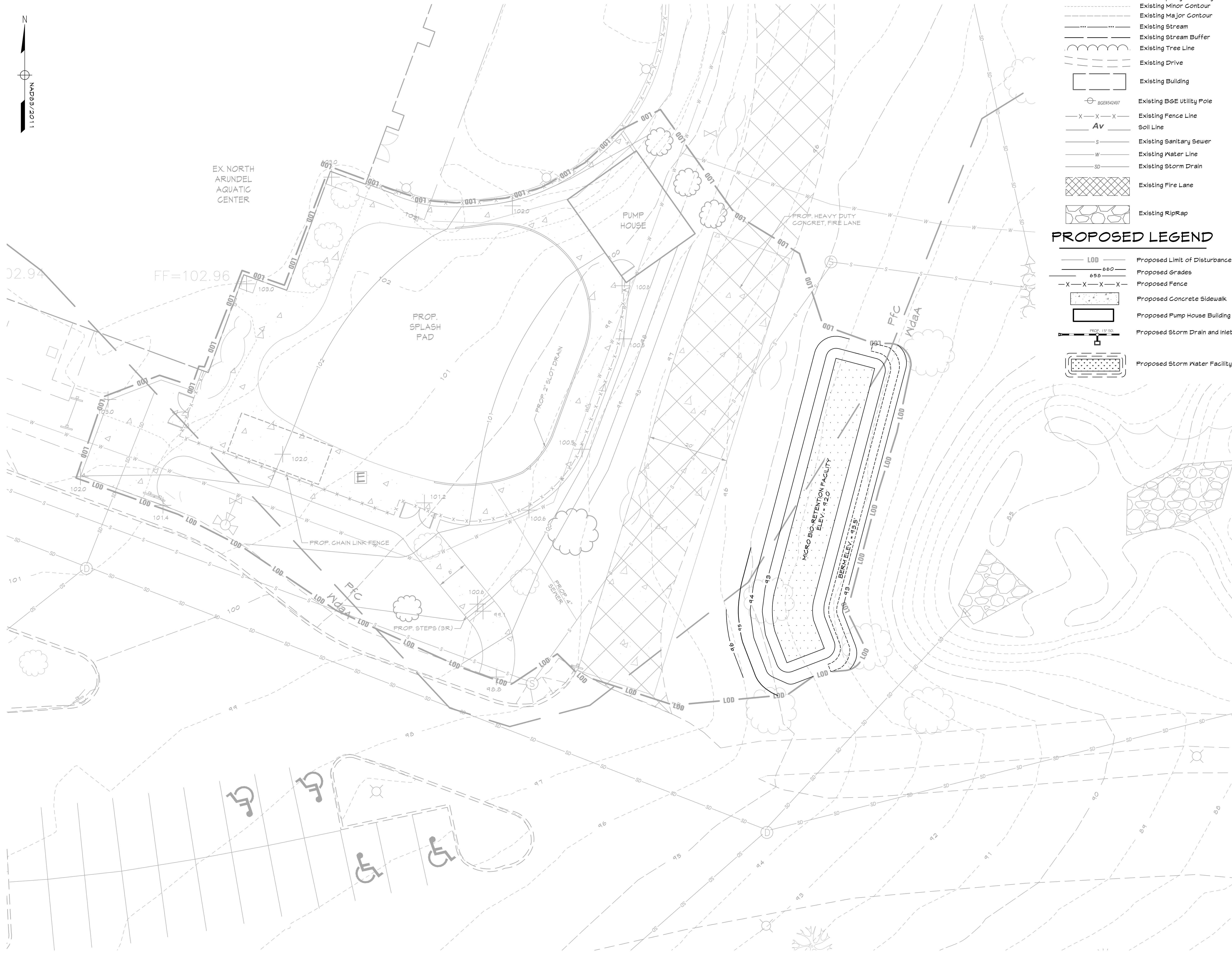
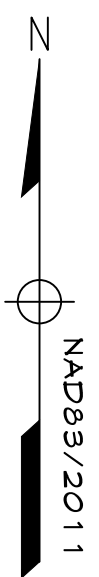
C006
NORTH ARUNDEL AQUATIC CENTER
SPLASH PAD EXPANSION
7888 S. CRAIN HIGHWAY
GLEN BERNIE, MD

PROJECT NO. 211010
SHEET NO. 11/10
CONTRACT NO.

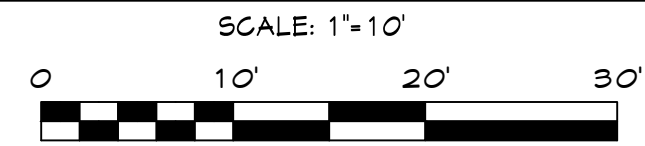
CHIEF ENGINEER
ASSISTANT CHIEF ENGINEER
PROJECT MANAGER
CHIEF RIGHT OF WAY SERVICES

ALL DRAWINGS ARE PROTECTED BY FEDERAL COPYRIGHT BY MANNIS WOODWARD STUDIOS, INC. AND CAN NOT BE REPRODUCED OR MODIFIED IN ANY MANNER WITHOUT WRITTEN PERMISSION. DOCUMENTS MAY NOT BE USED IN PART OR WHOLE TO DEVELOP THE DESIGN OF ANOTHER BUILDING WITHOUT EXPRESS WRITTEN PERMISSION BY MANNIS WOODWARD STUDIOS.

PRELIMINARY - NOT FOR CONSTRUCTION



CONCEPT STORM WATER MANAGEMENT PLAN



EXISTING LEGEND

- Site Property Boundary
Existing Minor Contour
Existing Major Contour
Existing Stream
Existing Stream Buffer
Existing Tree Line
Existing Drive
Existing Building
Existing BGE Utility Pole
Existing Fence Line
Soil Line
Existing Sanitary Sewer
Existing Water Line
Existing Storm Drain
Existing Fire Lane
Existing RipRap

PROPOSED LEGEND

- LOD Proposed Limit of Disturbance
Proposed Grades
Proposed Fence
Proposed Concrete Sidewalk
Proposed Pump House Building
Proposed Storm Drain and Inlets
Proposed Storm Water Facility



16901 Melford Blvd, Suite 130, Bowie, MD 20715
Target RCN, Rainfall (P) and Runoff (Q) Computation
Development Method
By: AH Date: 5/11/2023
Check: JLA Date: 5/11/2023
Project: North Arundel Aquatics Center Splash Pad
Job Number: 211273.00
Maryland County: Anne Arundel
Study Area Limits: LOD
Study Area Designer: LOD

Table with 2 columns: Area, Impervious Area. Rows for Site Area, Existing Impervious Coverage, Existing Pervious Coverage, Existing Percent Impervious, and Project Classification.

Table with 4 columns: Hydrologic Soil Group, RCN, Square Feet, Percent. Rows for A, B, C, D soil groups and Total Area.

New Development Area Calculations:
Overall Site:
Site RCNwoods in good condition = 38.00 or 38 rounded
Percent New Impervious = 68.13% or 70% rounded for use in Table 5.3
LOD:
Site RCNwoods in good condition = 70.00 or 70 rounded
Percent New Impervious = 64.66% or 65% rounded for use in Table 5.3
*Weighting Average Target = 2.2 inches

Runoff Depth (Qd) to be Treated = 1.4 inches
ESDy to be Treated = 1,123 cu.ft.
ESDy Treated @ 1.7in = 2,341 cu.ft.



16901 Melford Blvd, Suite 130, Bowie, MD 20715
Target RCN, Rainfall (P) and Runoff (Q) Computation
Development Method
By: AH Date: 5/11/2023
Check: JLA Date: 5/11/2023
Project: North Arundel Aquatics Center Splash Pad
Job Number: 211273.00
Maryland County: Anne Arundel
Study Area Limits: LOD
Study Area Designer: SWM-1

M-6 MICRO BIORETENTION ESD Facility Accounting table with columns for Hydrologic Soil Group, RCN, Square Feet, Percent, and Impervious Area.

New Development Area Calculations:
Overall Site:
Site RCNwoods in good condition = 38.00 or 38 rounded
Percent New Impervious = 68.13% or 70% rounded for use in Table 5.3
HSG:
Target Precipitation per HSG (Pp) = 2.2, 2.2, 2.0, 1.8
Weighting Factor = 1.0, 0.0, 0.0, 0.0
Weighting Average Target Precipitation (Pp) = 2.20 inches

Runoff Depth (Qd) to be Treated = 1.46 inches
ESDy to be Treated = 2,320 cu.ft.
ESDy Treated = 2,341 cu.ft.
Pe Treated = 2.22 in.

Volume Provided:
Facility Area (FA) = 755 sq. ft.
12" Ponding = 755 cu. ft. (1.0)(FA)
48" Soil Media = 1,208 cu. ft. (4.0)(40% Voids)(FA)
15" Gravel = 378 cu. ft. (1.25)(40% Voids)(FA)
Total Vol = 2,341 cu. ft.



16901 Melford Blvd, Suite 130, Bowie, MD 20715
ESD Volume Accounting
By: AH Date: 5/11/2023
Check: JLA Date: 5/11/2023
Project: North Arundel Aquatics Center Splash Pad
Job Number: 211273.00
Maryland County: Anne Arundel
Study Area Limits: SWM Study Area

Table with 5 columns: ESD Feature ID, ESD Feature Description, ESDy (cu.ft.), Pe Treated (in), Impervious Area Treated (sq. ft.). Row for SWM-3 M-6 Micro-Bioretention.

Target Pe: 2.20 in
Provided Pe: 2.22 in
Target IART: 0.14 ac
Impervious Area Treated: 0.30 ac

Professional Certification, Revisions, and Approval/Check/Stamp area for Century Engineering and project details.

FACILITY SF TABULATION

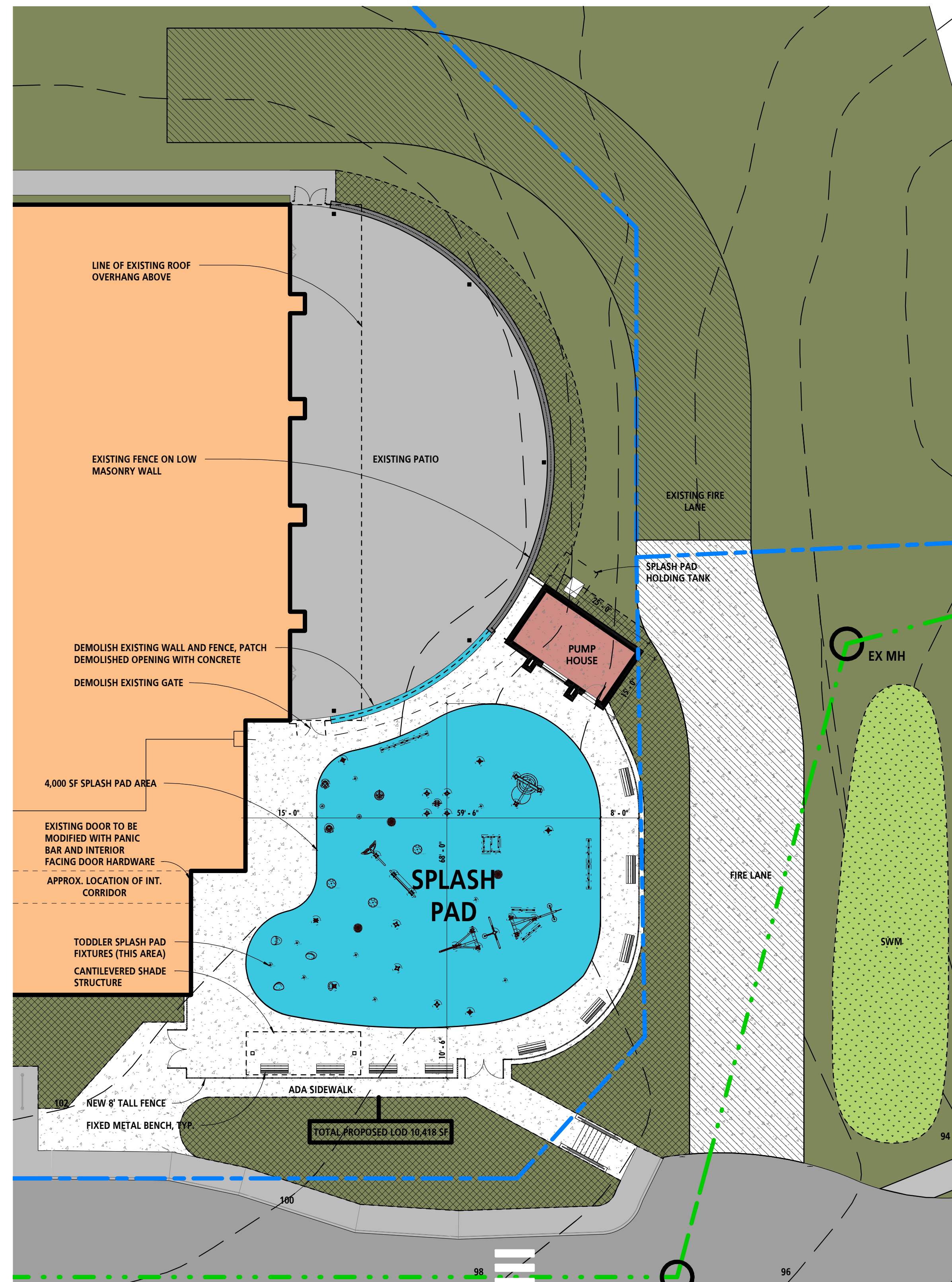
1. SPLASH PAD AREA:	4,000 SF
2. DECK AREA:	3,975 SF
3. PUMP HOUSE:	383 SF
4. EXISTING FACILITY:	29,024 SF
TOTAL FACILITY:	37,382 SF

NOTES AND ASSUMPTIONS:

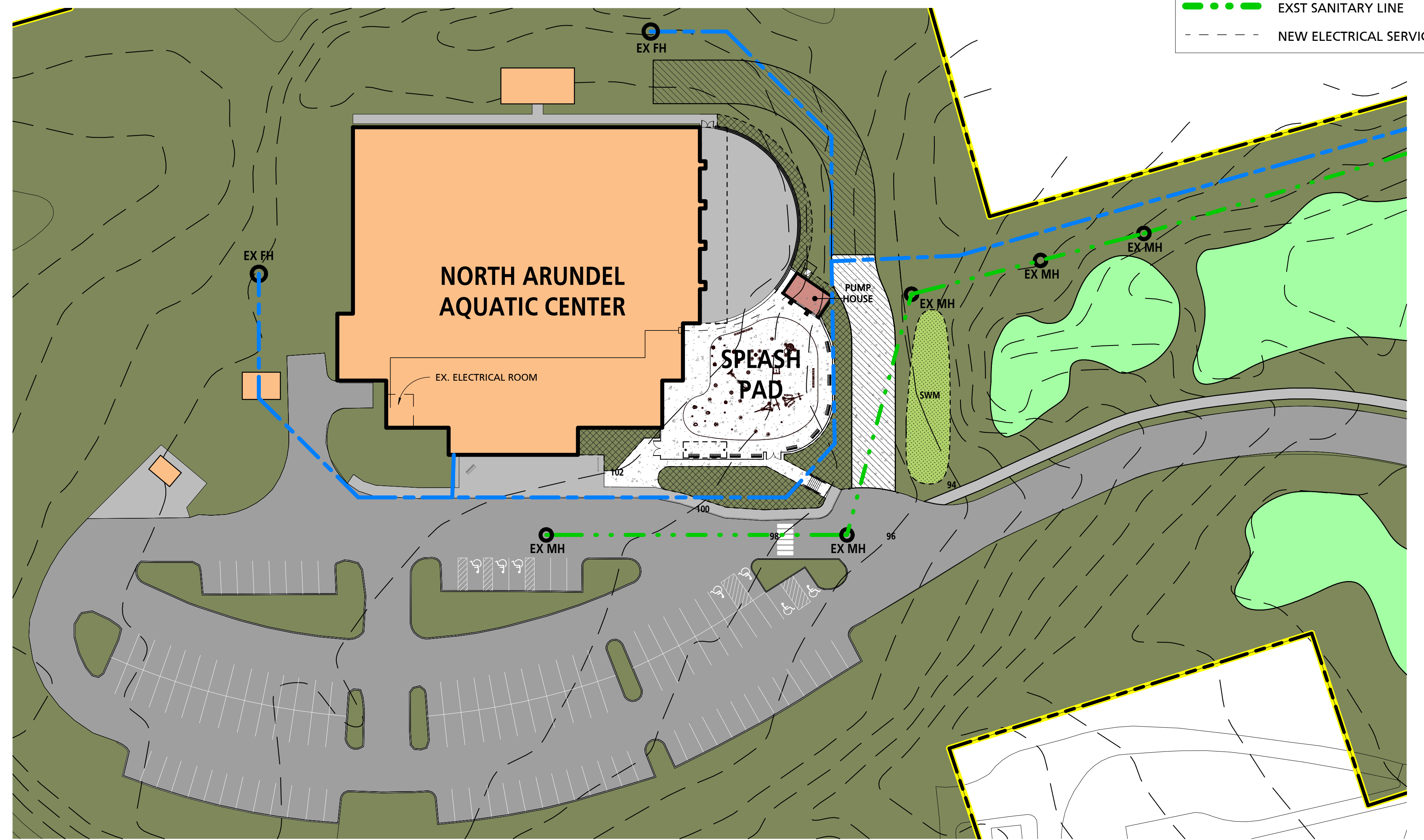
- EXISTING GRADES SHOWN FOR REFERENCE
- EXISTING UTILITIES WITHIN THE PROPOSED SPLASH PAD SITE NEED TO BE VERIFIED
- THE CONCEPT DESIGN DOES NOT INCLUDE NEW TOILETING OR CLEANSING SHOWER FACILITIES. THE ARCHITECT PRESUMES THAT PLANS REVIEW WILL ALLOW THE EXISTING FACILITIES WITHIN THE BUILDING TO SERVE THE SPLASH PAD USERS, HOWEVER, THIS MUST STILL BE VERIFIED PRIOR TO PROCEEDING INTO THE NEXT PHASE OF DESIGN
- GATES WILL BE PROVIDED FOR EGRESS FROM THE SPLASH PAD AREA. QUANTITY OF GATES, WIDTHS AND EXACT LOCATIONS TBD.
- WE ASSUME THAT THE SPLASH PAD WILL NOT CAUSE AN INCREASE IN GUEST CAPACITY, AND THEREFORE NO NEW PARKING WOULD BE REQUIRED. HOWEVER, IF THE GUEST CAPACITY INCREASES THEN NEW PARKING WILL BE PROVIDED.

LEGEND

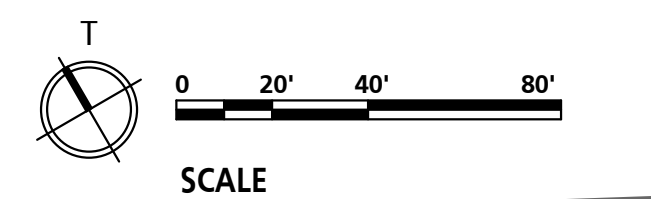
- EXST PROPERTY LINE
- NAAC PROPERTY
- LIMIT OF DISTURBANCE
- NEW CONCRETE PAVING
- EXST ASPHALT PAVING
- EXST CONCRETE PAVING
- LANDSCAPING
- FIRE LANE
- EXST SWM AREAS
- NEW SWM AREAS
- NEW STRUCTURES
- EXST STRUCTURES
- PERMANENT SPLASH PAD AREA
- EXST WATER MAIN
- EXST SANITARY LINE
- NEW ELECTRICAL SERVICE



1 SPLASH PAD FACILITY PLAN
1/16" = 1'-0"



2 NAAC - PROPOSED SITE PLAN
1" = 40'-0"



ANNE ARUNDEL COUNTY
NAAC SPLASH PAD
7888 CRAIN HWY, GLEN BURNIE, MD 21061

CONCEPT PLAN

ALL DRAWINGS ARE PROTECTED BY FEDERAL COPYRIGHT BY MANN'S WOODWARD STUDIOS, INC. AND CAN NOT BE REPRODUCED OR MODIFIED IN ANY MANNER WITHOUT WRITTEN PERMISSION. DOCUMENTS MAY NOT BE USED IN PART OR WHOLE TO DEVELOP THE DESIGN OF ANOTHER BUILDING WITHOUT EXPRESS WRITTEN PERMISSION BY MANN'S WOODWARD STUDIOS.



NORTHEAST PERSPECTIVE - FRONT ENTRY



NORTHWEST PERSPECTIVE - SPLASH PAD



NORTHEAST PERSPECTIVE - SPLASH PAD



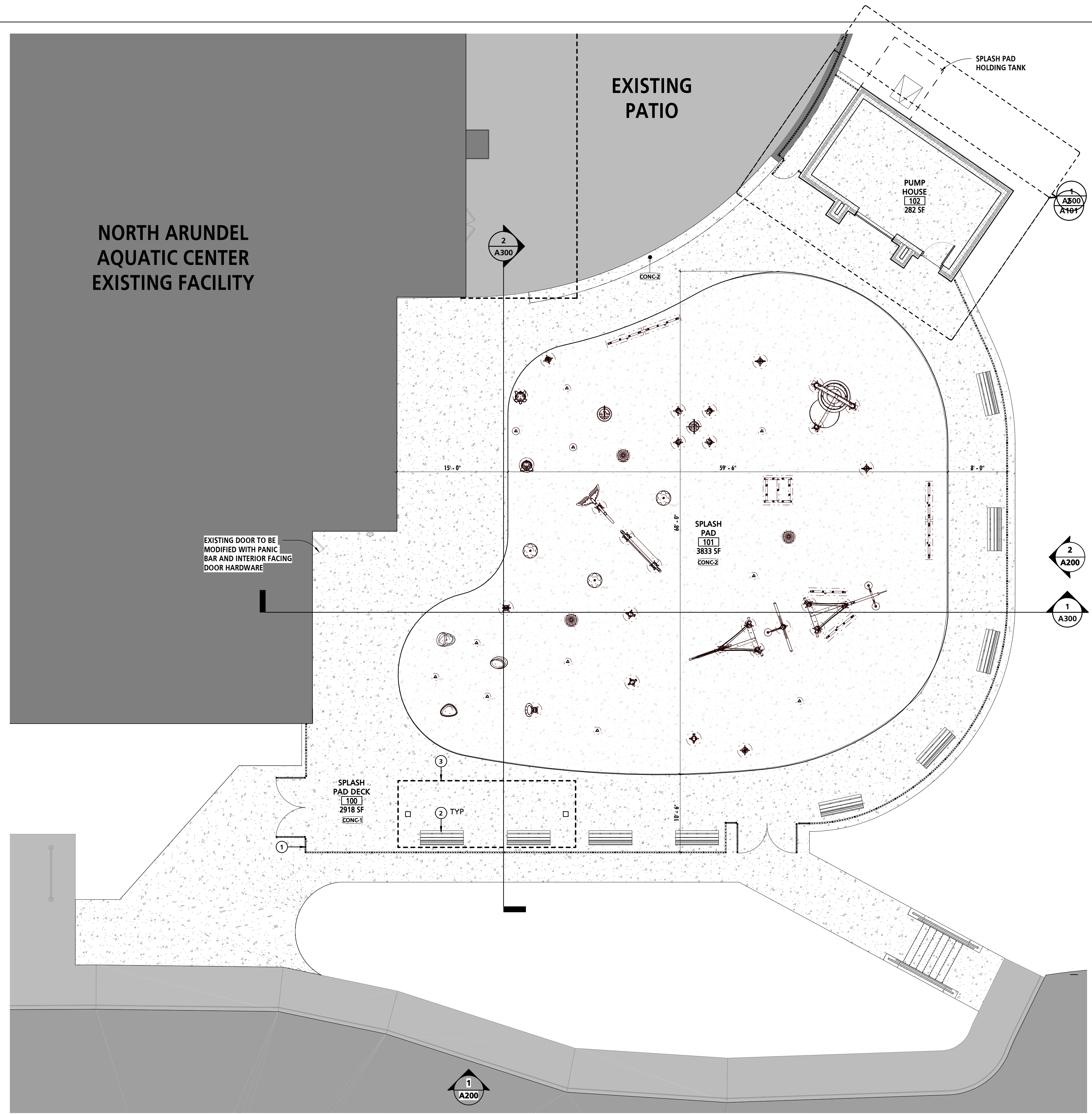
ANNE ARUNDEL COUNTY

NAAC SPLASH PAD
7888 CRAIN HWY, GLEN BURNIE, MD 21061

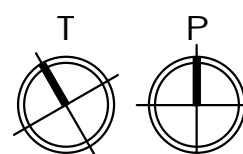
ALL DRAWINGS ARE PROTECTED BY FEDERAL COPYRIGHT BY MANN'S WOODWARD STUDIOS, INC. AND CAN NOT BE REPRODUCED OR MODIFIED IN ANY MANNER WITHOUT WRITTEN PERMISSION. DOCUMENTS MAY NOT BE USED IN PART OR WHOLE TO DEVELOP THE DESIGN OF ANOTHER BUILDING WITHOUT EXPRESS WRITTEN PERMISSION BY MANN'S WOODWARD STUDIOS.

SD2 - EXTERIOR RENDERINGS

**NORTH ARUNDEL
AQUATIC CENTER
EXISTING FACILITY**



1 SPLASH PAD - REFERENCE PLAN
1/8" = 1'-0"



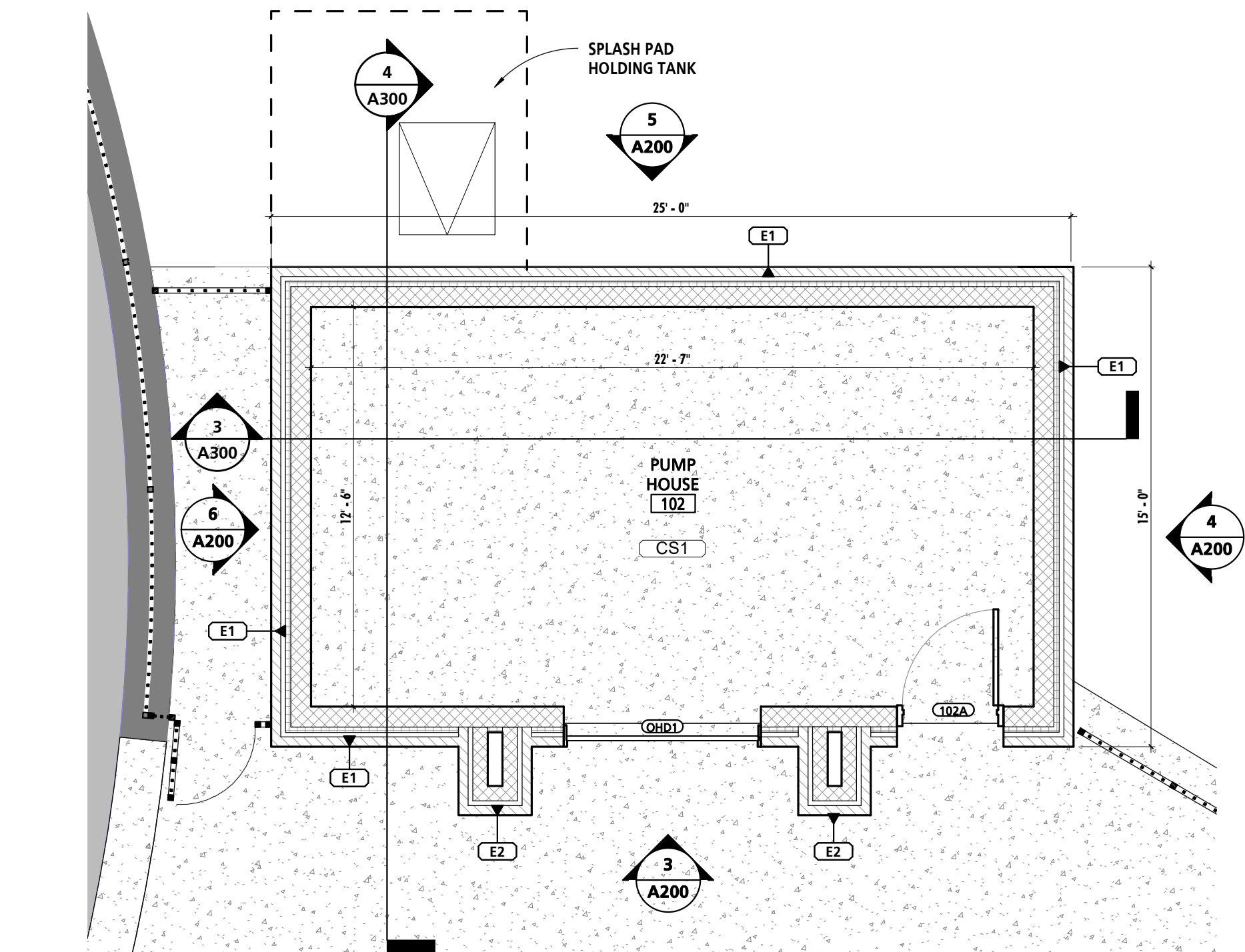
SCHEDULE - EQUIPMENT							
MARK	DESCRIPTION	BOD MANUFACTURER	BOD MODEL	OWNER FURNISH AND INSTALL	OWNER FURNISH CONTRACTOR INSTALL	CONTRACTOR FURNISH AND INSTALL	COMMENTS

GENERAL REFERENCE PLAN NOTES	
1	FURNITURE SHOWN FOR REFERENCE PURPOSES ONLY.


REFERENCED NOTES - NEW CONSTRUCTION	
0	
1	ORNAMENTAL METAL FENCE.
2	FIXED EXTERIOR BENCH.
3	SHADE STRUCTURED ABOVE.

SCHEDULE - MATERIAL FINISH KEY	
FINISH MARK	DESCRIPTION
CONC-1	CONCRETE COLOR - 1
CONC-2	CONCRETE COLOR - 2

PLAN LEGEND	
	EXISTING WALL TO REMAIN
	EXISTING CONSTRUCTION TO BE DEMOLISHED (SEE DEMO PLANS)
	NEW WALL/PARTITION



2 PUMP HOUSE - REFERENCE PLAN
1/4" = 1'-0"



PROFESSIONAL CERTIFICATION
I HEREBY CERTIFY THAT THESE DOCUMENTS WERE PREPARED OR REVIEWED BY ME AND THAT I AM A LICENSED PROFESSIONAL ARCHITECT UNDER THE BOARD OF THE STATE OF MARYLAND. EXPIRATION DATE: 08-18-2024
ARCHITECT: _____ EXPIRATION DATE: 08-18-2024
LICENSE NO.: 15500
DESIGNED BY: _____
DRAWN BY: _____
CHECKED BY: _____
PROJECT NO. F06100
CONTRACT NO. F06100

ANNE ARUNDEL COUNTY DEPARTMENT OF PUBLIC WORKS
SCALE: As Indicated
DRAWN BY: Author
CHECKED BY: Checker
PROJECT NO. F06100
CONTRACT NO. F06100

ARCHITECTURAL
NAAC SPLASH PAD
7888 CRAIN HWY, GLEN BURNIE, MD 21061

A101 REFERENCE PLAN

05-12-2023 80% SCHEMATIC DESIGN

NO.	DESCRIPTION	BY	DATE

APPROVED: _____ DATE: _____
APPROVED: _____ DATE: _____
APPROVED: _____ DATE: _____
APPROVED: _____ DATE: _____

PROJECT MANAGER: _____
CHIEF ENGINEER: _____
ASSISTANT CHIEF ENGINEER: _____
CHIEF OF WAY SERVICES: _____

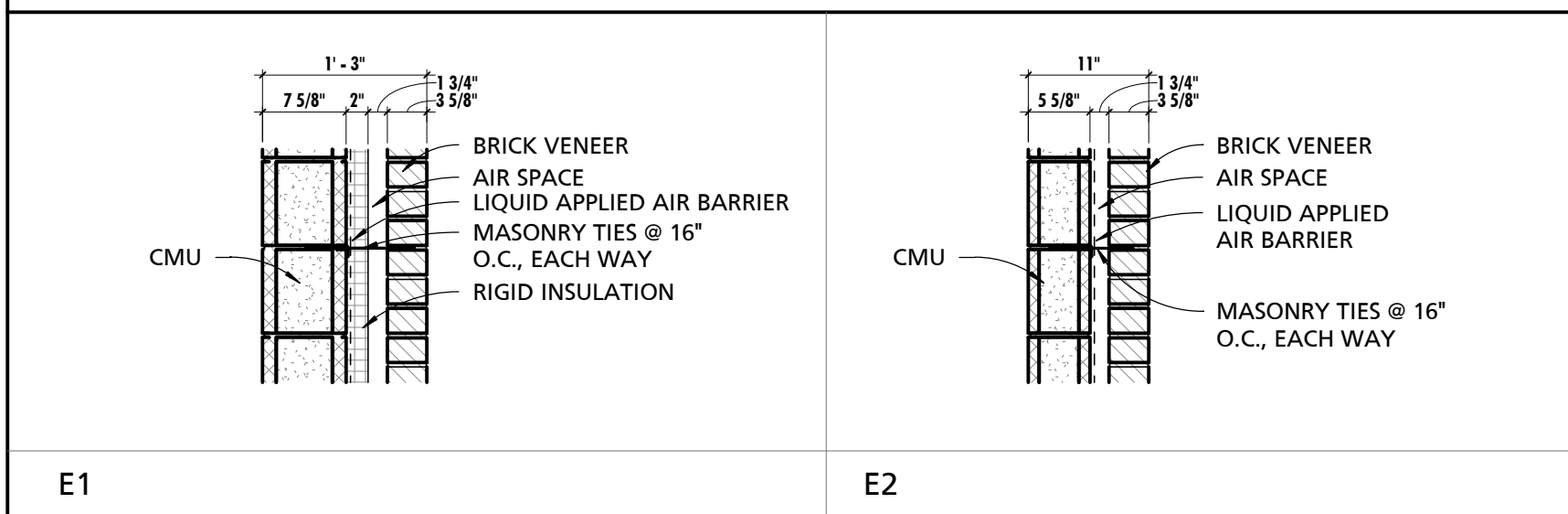
DWG. FILENAME: _____

5/15/2023 10:43:34 AM

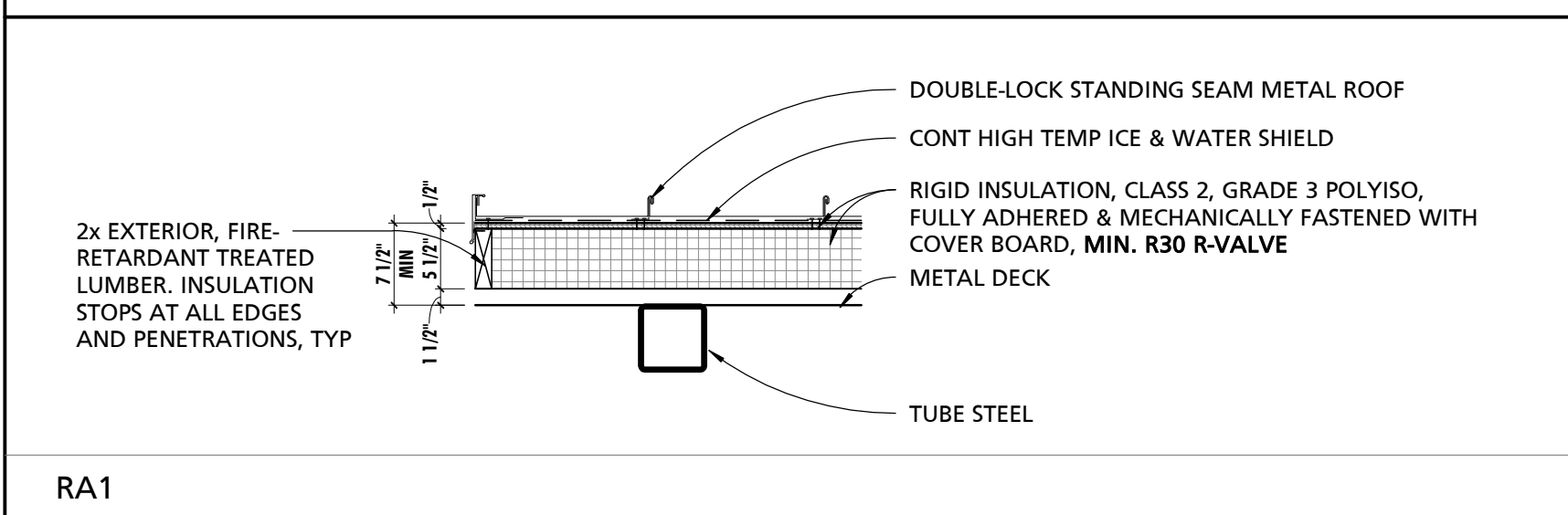
ALL DRAWINGS ARE PROTECTED BY FEDERAL COPYRIGHT BY MANNS WOODWARD STUDIOS, INC. AND CAN NOT BE REPRODUCED OR MODIFIED IN ANY MANNER WITHOUT WRITTEN PERMISSION. DOCUMENTS MAY NOT BE USED IN PART OR WHOLE TO DEVELOP THE DESIGN OF ANOTHER BUILDING WITHOUT EXPRESS WRITTEN PERMISSION BY MANNS WOODWARD STUDIOS.

PRELIMINARY - NOT FOR CONSTRUCTION

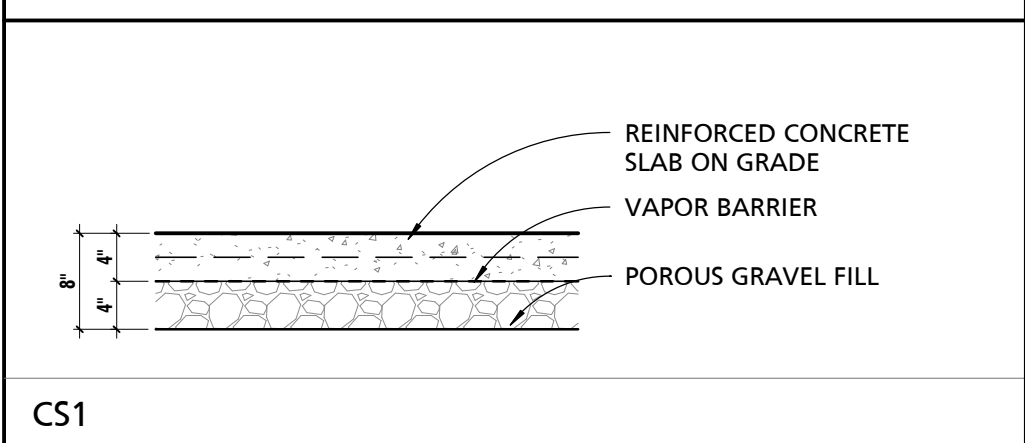
EXTERIOR WALL ASSEMBLIES



ROOF ASSEMBLIES



SLAB ASSEMBLIES



SCHEDULE - EXTERIOR WALL TYPE

MARK	WIDTH	DESCRIPTION	FIRE RATING		STC RATING
			RATING	ASSEMBLY REF	

SCHEDULE - ROOFING TYPES

TYPE MARK	DESCRIPTION	RATING	FIRE RATING		STC RATING	COMMENTS
			RATING	ASSEMBLY REFERENCE		

SCHEDULE - FLOOR ASSEMBLY TYPES

MARK	DESCRIPTION	FIRE RATING		STC RATING
		RATING	ASSEMBLY REF	

SCHEDULE - CEILING TYPES

MARK	DESCRIPTION	BOD MANUFACTURER	BOD MODEL	COMMENTS

DWG. FILENAME:

ANNE ARUNDEL COUNTY DEPARTMENT OF PUBLIC WORKS

SCALE: 3/4" = 1'-0"

DRAWN BY: Author

CHECKED BY: Checker

PROJECT NO: P68100

CONTRACT NO: P68100

ARCHITECTURAL

A102

NAAC SPLASH PAD

7888 CRAIN HWY, GLEN BURNIE, MD 21061

CONSTRUCTION TYPES

05-12-2023 80% SCHEMATIC DESIGN

PROFESSIONAL CERTIFICATION

I HEREBY CERTIFY THAT THESE DOCUMENTS WERE PREPARED OR REVIEWED BY ME AND THAT I AM A LICENSED PROFESSIONAL ARCHITECT UNDER THE LAWS OF THE STATE OF MARYLAND.

EXPIRATION DATE: 06-18-2024

ARCHITECT: [Signature]

PROJECT ARCHITECT: [Signature]

MANNS WOODWARD STUDIOS

15500 WINDY HILL ROAD, SUITE 100

GREENBELT, MD 21040

(P) 410-444-1400

SEAL

DATE

REVISIONS

No.	DESCRIPTION	BY	DATE

APPROVED

DATE

APPROVED

DATE

APPROVED

DATE

APPROVED

DATE

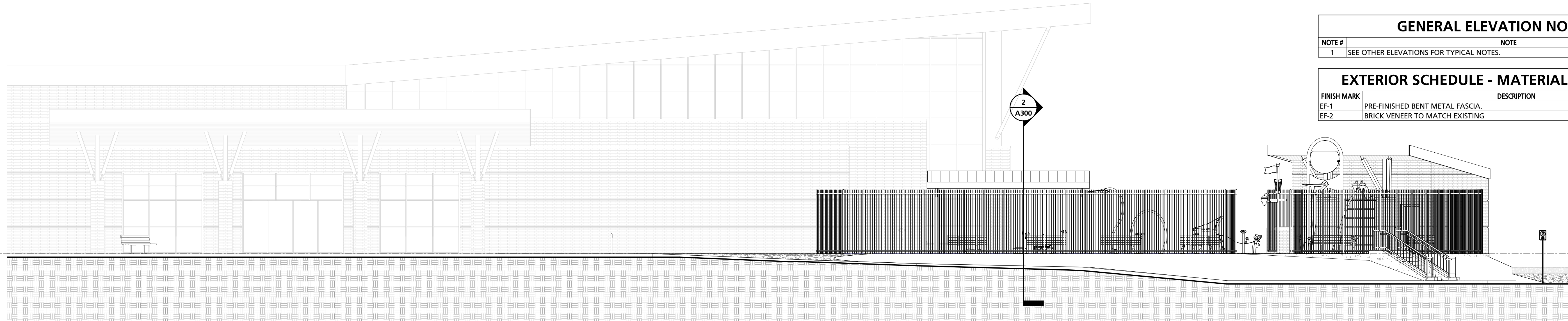
CHIEF ENGINEER

CHIEF ENGINEER

ASSISTANT CHIEF ENGINEER

CHIEF, RIGHT OF WAY SERVICES

5/3/2023 1:10:37 PM

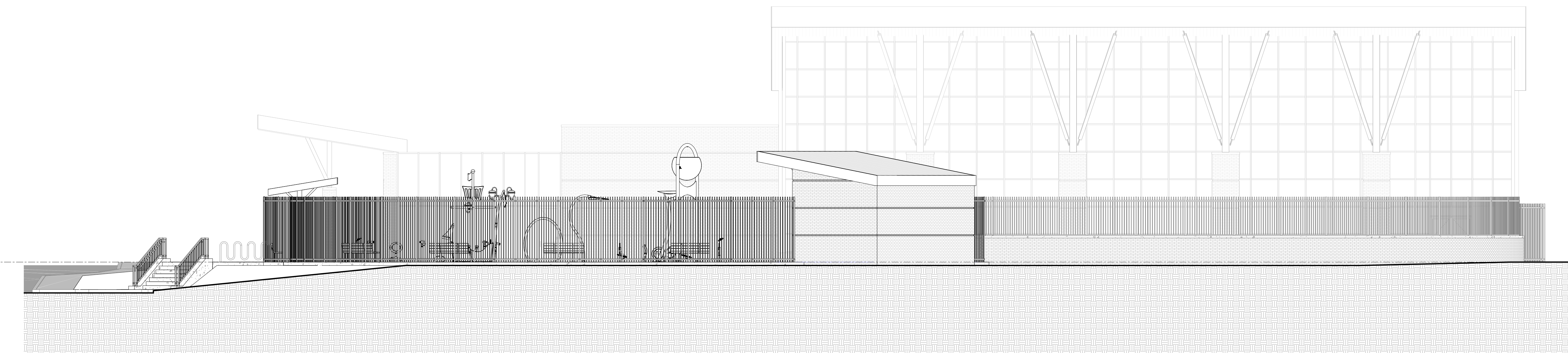


1 SOUTH ELEVATION
1/8" = 1'-0"

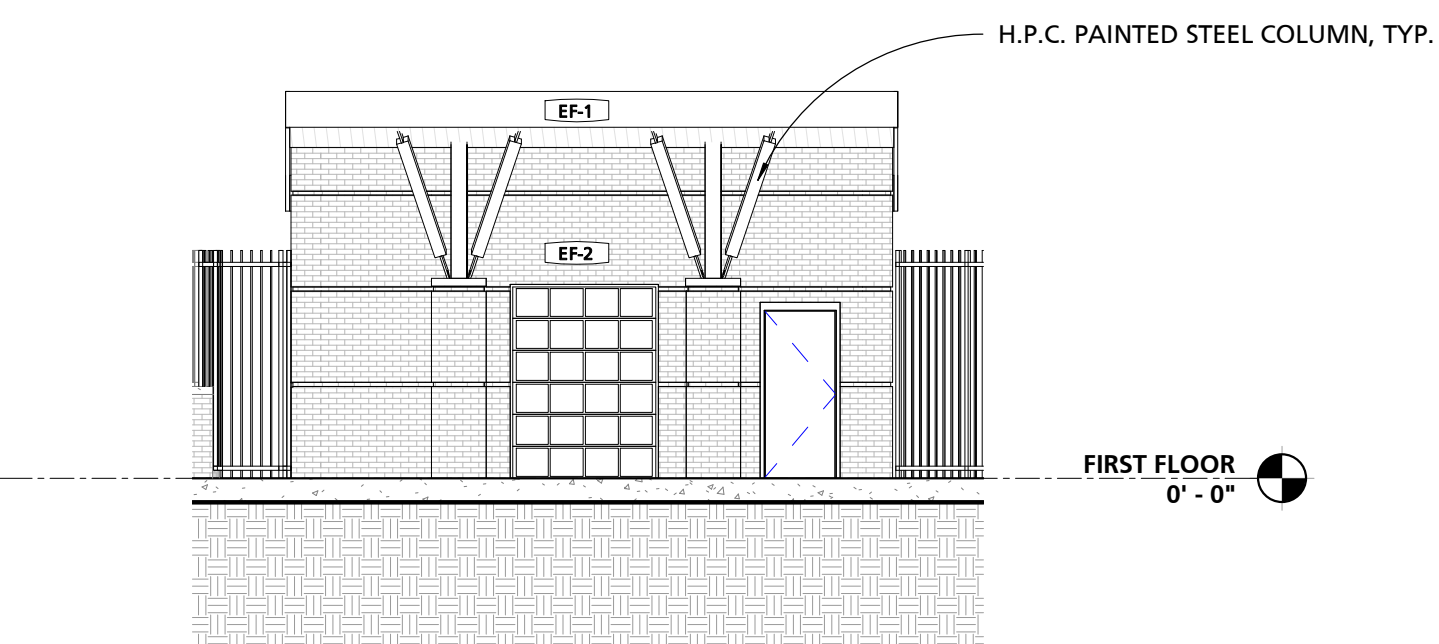
REFERENCED NOTES - ELEVATIONS	
NO.	NOTE
0	

GENERAL ELEVATION NOTES	
NOTE #	NOTE
1	SEE OTHER ELEVATIONS FOR TYPICAL NOTES.

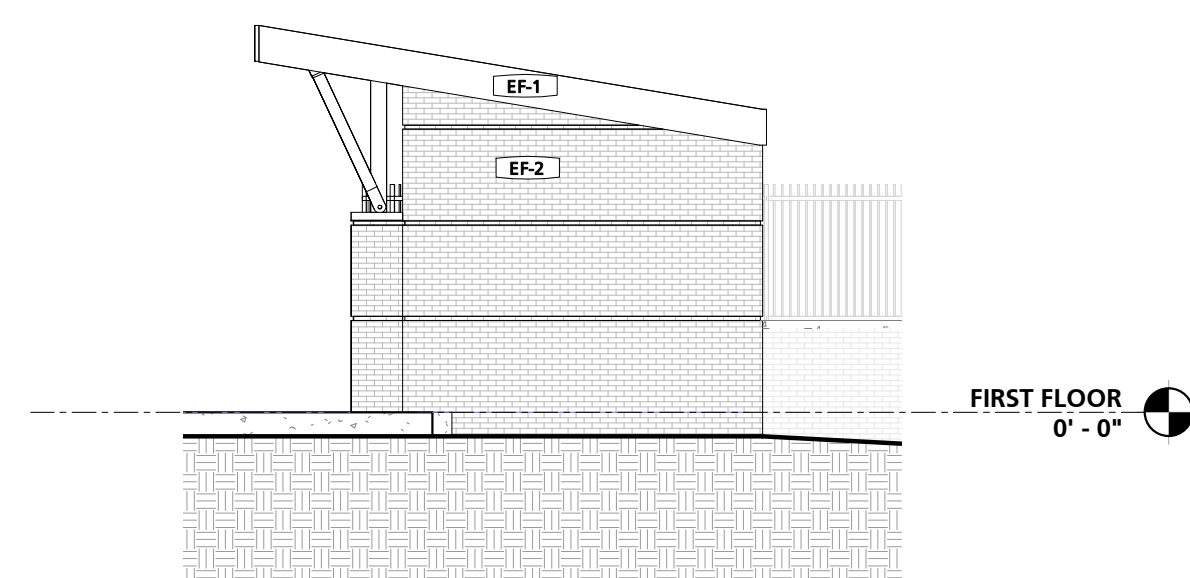
EXTERIOR SCHEDULE - MATERIAL FINISH KEY	
FINISH MARK	DESCRIPTION
EF-1	PRE-FINISHED BENT METAL FASCIA.
EF-2	BRICK VENEER TO MATCH EXISTING



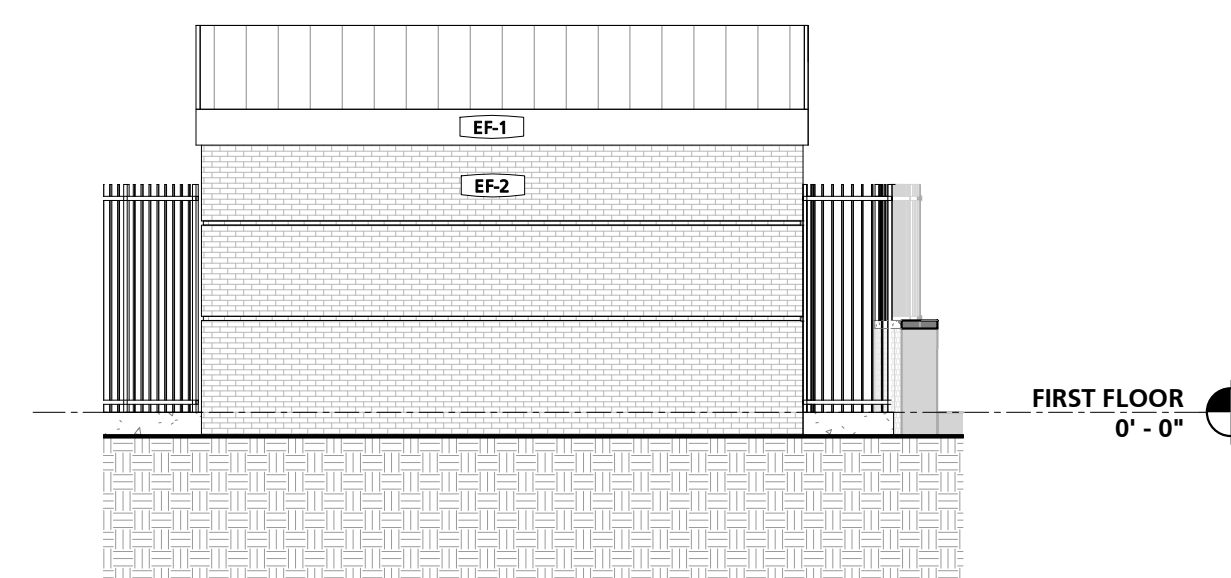
2 EAST ELEVATION
1/8" = 1'-0"



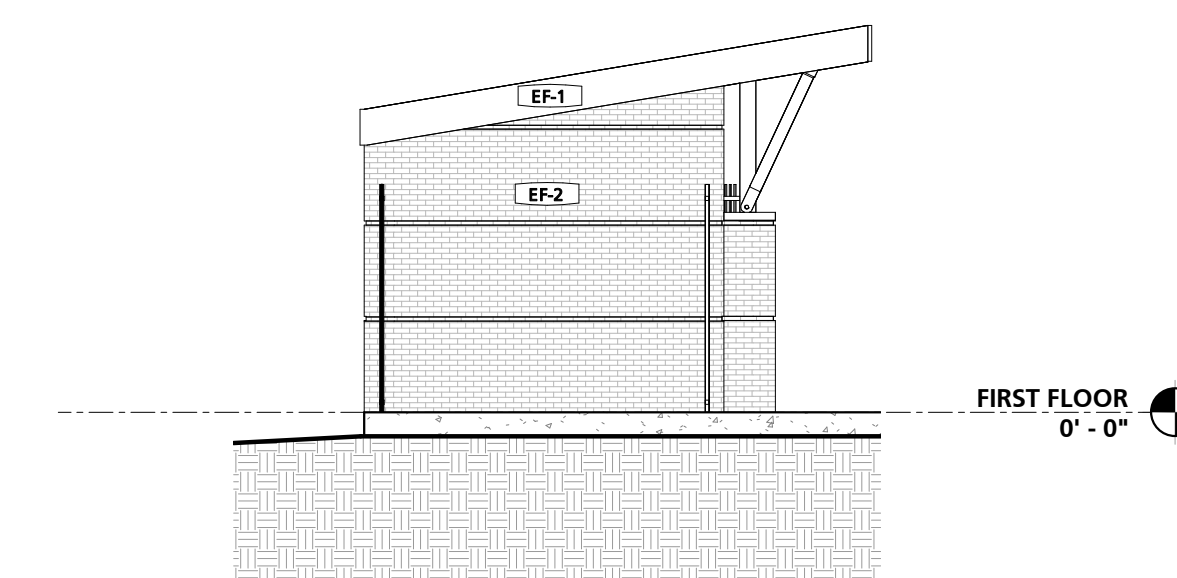
3 SOUTH ELEVATION @ PUMPHOUSE
1/8" = 1'-0"



4 EAST ELEVATION @ PUMPHOUSE
1/8" = 1'-0"



5 NORTH ELEVATION @ PUMPHOUSE
1/8" = 1'-0"



6 WEST ELEVATION @ PUMPHOUSE
1/8" = 1'-0"

DWG. FILENAME: _____

ANNE ARUNDEL COUNTY
DEPARTMENT OF PUBLIC WORKS

ARCHITECTURAL
NAAC SPLASH PAD
7888 CRAIN HWY, GLEN BURNIE, MD 21061

A200
BUILDING ELEVATIONS

5/3/2023 1:10:42 PM

SCALE: 1/8" = 1'-0"
DRAWN BY: Author
CHECKED BY: Checker
PROJECT NO: P68100
CONTRACT NO: P68100

APPROVED	DATE	APPROVED	DATE
CHIEF ENGINEER		PROJECT MANAGER	
ASSISTANT CHIEF ENGINEER		APPROVED	

CHIEF, RIGHT OF WAY SERVICES

05-12-2023 80% SCHEMATIC DESIGN

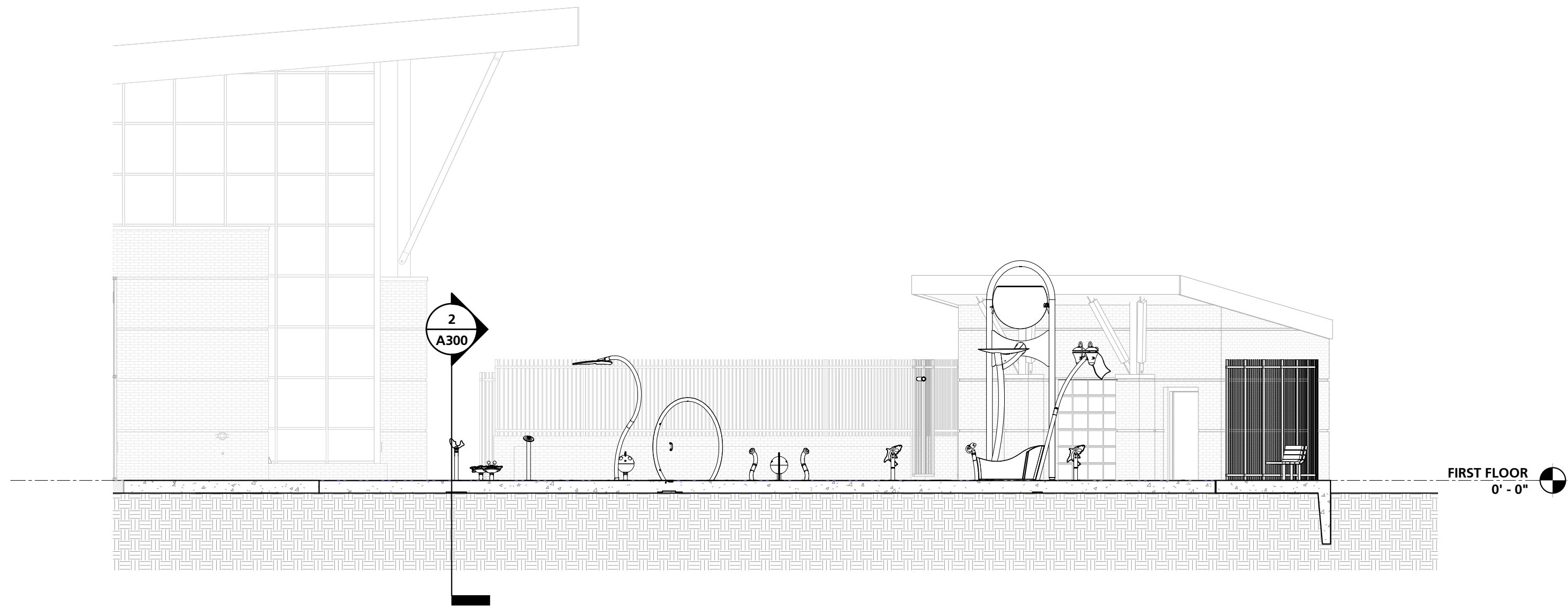
REVISIONS	BY	DATE
DESCRIPTION		
No.		

SEAL

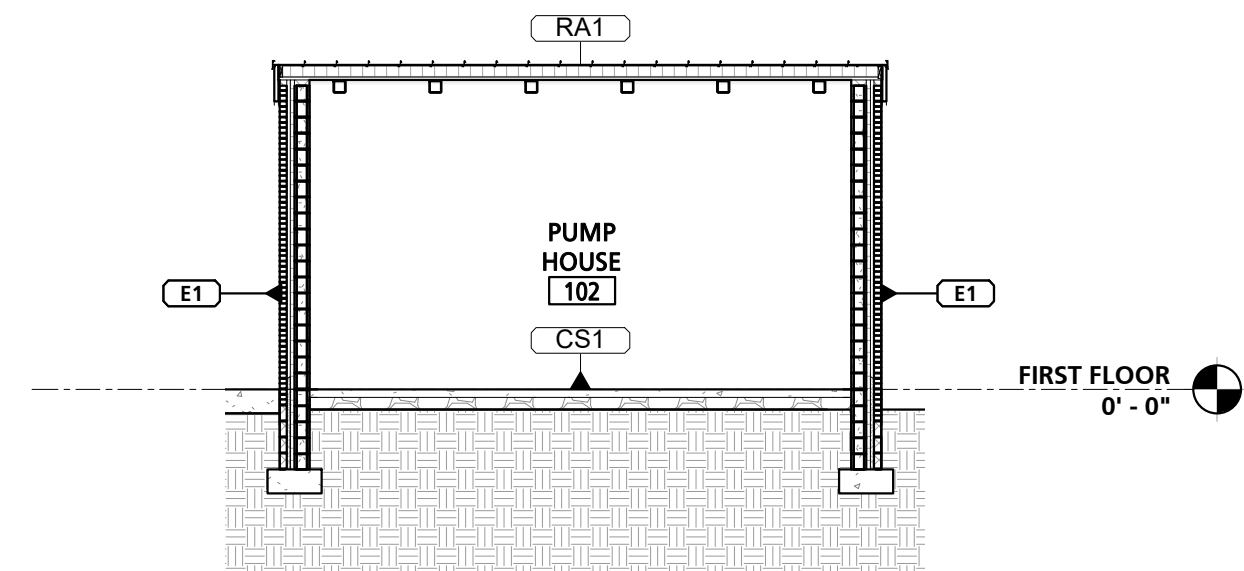
DATE

PROFESSIONAL CERTIFICATION
I HEREBY CERTIFY THAT THESE DOCUMENTS WERE PREPARED OR
DRAWN BY ME AND THAT I AM A LICENSED ARCHITECT
PROFESSIONAL ARCHITECT UNDER THE BOARD OF THE STATE OF
MARYLAND
LICENSE NO. 15550 EXPIRATION DATE: 06-18-2024
ARCHITECT: _____
PROJECT NO: P68100
DRAWN BY: _____
DATE: _____
CHECKED BY: _____
DATE: _____

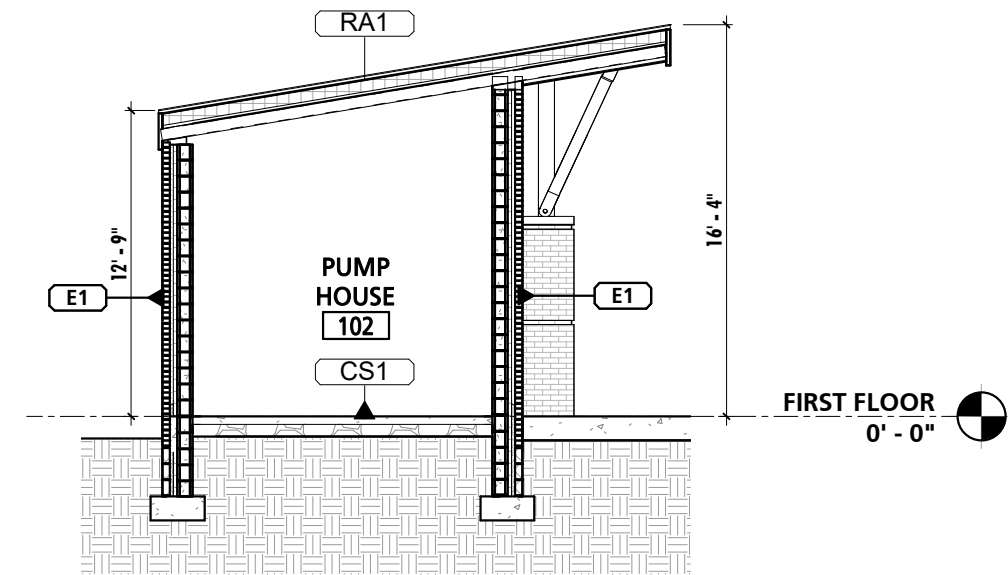
GENERAL BUILDING SECTION NOTES	
NOTE #	NOTE
1	BUILDING SECTIONS ARE INTENDED TO SHOW OVERALL RELATIONSHIPS OF SPACES, OVERALL ASSEMBLIES, AND THE GEOMETRY OF THE BUILDING. SEE REFERENCED WALL SECTIONS AND DETAILS FOR ADDITIONAL INFORMATION.



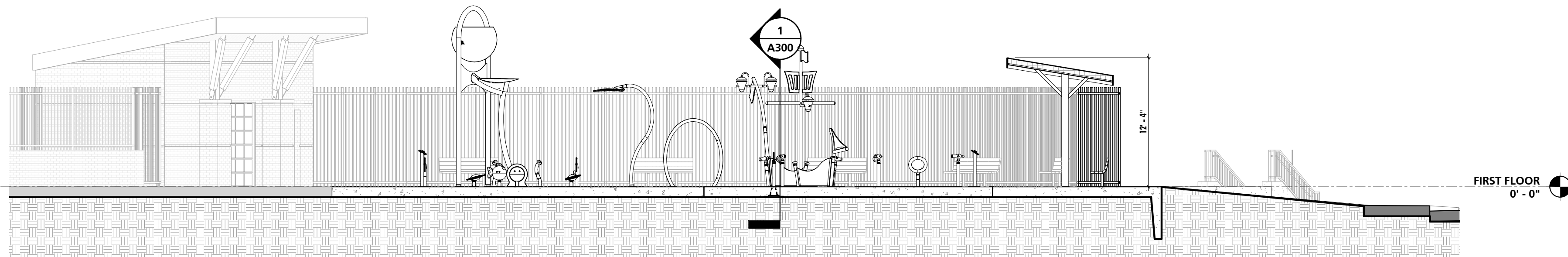
1 OVERALL LONGITUDINAL SECTION
1/8" = 1'-0"



3 TYPICAL LONGITUDINAL SECTION
1/8" = 1'-0"



4 TYPICAL TRANSVERSE SECTION
1/8" = 1'-0"



2 OVERALL TRANSVERSE SECTION
1/8" = 1'-0"

PROFESSIONAL CERTIFICATION
I HEREBY CERTIFY THAT THESE DOCUMENTS WERE PREPARED OR
REVIEWED BY ME AND THAT I AM A LICENSED PROFESSIONAL ARCHITECT UNDER THE LAWS OF THE STATE OF
MARYLAND. EXPIRATION DATE: 06-18-2024
ARCHITECT: _____ EXPIRATION DATE: _____
PROJECT NO. 2106100
MANN'S WOODWARD STUDIOS
10000 WOODBURN AVENUE
BURNIE, MD 21038
P: 410-444-1400

SEAL: _____ DATE: _____

05-12-2023 50% SCHEMATIC DESIGN		
NO.	DESCRIPTION	DATE

APPROVED	DATE	APPROVED	DATE


ANNE ARUNDEL COUNTY
DEPARTMENT OF PUBLIC WORKS
SCALE: 1/8" = 1'-0"
DRAWN BY: Author
CHECKED BY: Checker
PROJECT NO. 2106100
CONTRACT NO. P08010

ARCHITECTURAL
NAAC SPLASH PAD
7888 CRAIN HWY, GLEN
BURNIE, MD 21061

PROJECT NO. 2106100
CONTRACT NO. P08010

ARCHITECTURAL
A300
BUILDING SECTIONS
5/3/2023 1:10:45 PM

1 ROOF PLAN
1/4" = 1'-0"



REFERENCED NOTES - ROOF PLANS	
NO.	NOTE

GENERAL ROOFING NOTES	
NOTE #	NOTE
1	BLOCKING/MISCELLANEOUS FRAMING INDICATED WITHIN THE DOCUMENTS IS SHOWN FOR THE PURPOSES OF DESIGN INTENT. IT SHALL BE THE CONTRACTORS RESPONSIBILITY, WHETHER SHOWN OR NOT SHOWN, TO PROVIDE BLOCKING/MISCELLANEOUS FRAMING AS REQUIRED TO PROPERLY SUPPORT ALL SUBSTRATES, FLASHINGS, COPINGS, BRAKE METAL, SOFFITS, INSULATIONS, CLIPS, STOPS, MISCELLANEOUS ITEMS, ROOFING MEMBRANES OR SYSTEMS AND SIMILAR ITEMS REQUIRED TO COMPLETE THE WORK. WHERE ADDITIONAL BLOCKING/MISCELLANEOUS FRAMING, INCLUDING BUT NOT LIMITED TO THE REPLACEMENT OF INDICATED SHEATHING/DECKING, IS RECOMMENDED BY ONE OF THE ASSEMBLY COMPONENTS MANUFACTURER, THE CONTRACTOR SHALL PROVIDE AND INSTALL SUCH BLOCKING/MISCELLANEOUS FRAMING TO COMPLY WITH THE MANUFACTURER'S RECOMMENDATIONS.
2	CONTRACTOR SHALL BE RESPONSIBLE FOR COORDINATING FINAL ROOFING SUBSTRATE REQUIREMENTS TO ENSURE SUCCESSFUL INSTALLATION OF ROOFING MATERIALS IN A MANNER THAT MAINTAINS THE FULL PRODUCT WARRANTY AND COMPLIES WITH ALL APPLICABLE BUILDING CODES OF THE AHJ.

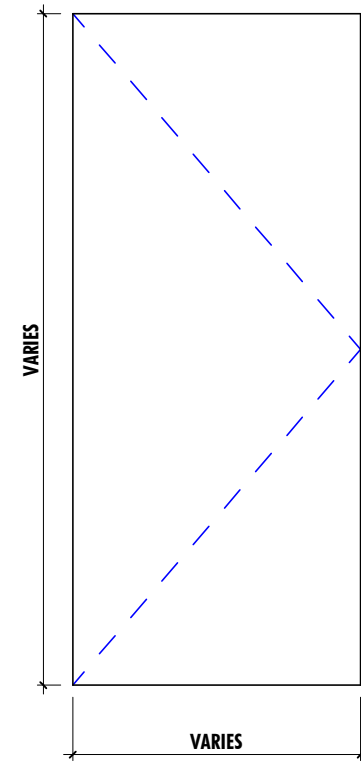
DWG. FILENAME: _____

ANNE ARUNDEL COUNTY DEPARTMENT OF PUBLIC WORKS		05-12-2023 30% SCHEMATIC DESIGN	
A500 ROOF PLAN	ARCHITECTURAL NAAC SPLASH PAD 7888 CRAIN HWY, GLEN BURNIE, MD 21061	APPROVED	DATE
	DRAWN BY: Author CHECKED BY: Checker	PROJECT MANAGER APPROVED	DATE
		REVISIONS	DATE
		NO.	DATE
		DESCRIPTION	BY
		DATE	DATE
		APPROVED	DATE
		ASSISTANT CHIEF ENGINEER	DATE
		CHIEF ENGINEER	DATE
		CHIEF, RIGHT OF WAY SERVICES	DATE
		SEAL	DATE

PROFESSIONAL CERTIFICATION
 I HEREBY CERTIFY THAT THESE DOCUMENTS WERE PREPARED OR
 PREPARED UNDER MY CLOSE PERSONAL SUPERVISION AND
 I AM A LICENSED PROFESSIONAL ARCHITECT UNDER THE LAWS OF THE STATE OF
 MARYLAND. EXPIRATION DATE: 06-18-2024
 LICENSE NO. 15500
 ARCHITECT: _____
 PROJECT NO. 21061
 PROJECT TITLE: NAAC SPLASH PAD
 MANNS WOODWARD STUDIOS
 10000 WOODBURN ROAD
 WOODBURN, MD 21793
 (301) 441-1100

SCHEDULE - DOOR														DETAILS				RATINGS		HARDWARE SET	COMMENTS
MARK	DOOR PANEL			THICKNESS	MATERIAL	FINISH	FRAME TYPE	SIZE SUMMARY		FRAME PROFILE SUMMARY				HEAD	JAMB	THRESHOLD	STC	FIRE (IN MINUTES)	HARDWARE SET	COMMENTS	
	SIZE	TYPE						OVERALL HEIGHT	OVERALL WIDTH	DEPTH	THROAT	HEAD	JAMB								MATERIAL
102A	3'-0" x 7'-0"	PANEL : F	1 3/4"	INSULATED HOLLOW METAL	H.P.C. PAINT	HM ST	7' - 4"	3' - 4"	7 7/8"	6 7/8"	4"	2"	HOLLOW METAL	H.P.C. PAINT	--	--	--				
OHD1	6'-0" x 8'-0"		2 1/4"	STEEL	PRE-FINISHED		8' - 1"	6' - 2"					STEEL	PRE-FINISHED							

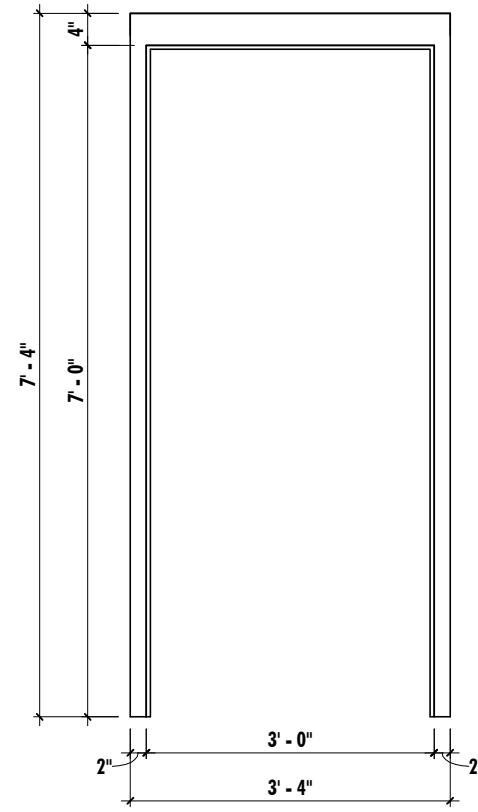
GENERAL DOOR NOTES	
NOTE #	NOTE



F


- SEE DOOR SCHEDULE FOR ACTUAL PANEL DIMENSIONS.
- NOT ALL PANEL TYPES MAY BE USED IN THIS PROJECT, SEE DOOR SCHEDULE.
- DIMENSIONS FOR GLAZING INDICATED SHALL CONSTITUTE THE FULL GLAZING WIDTH.
- SEE STOREFRONT ELEVATIONS FOR CURTAIN WALL / STOREFRONT ENTRANCE

DOOR PANEL TYPES



HM ST	HOLLOW METAL STANDARD FRAME
--------------	------------------------------------

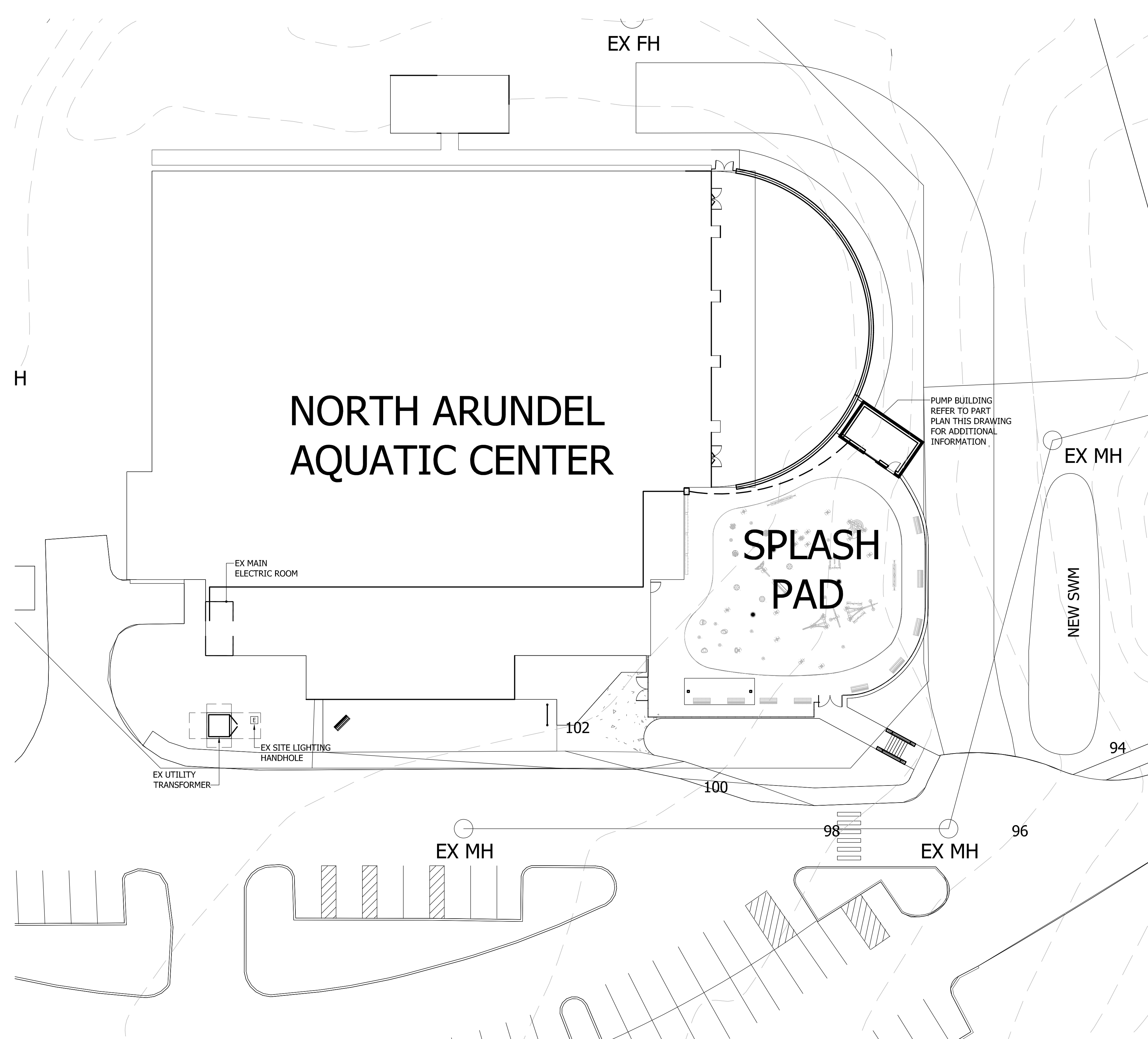
DOOR FRAME TYPES



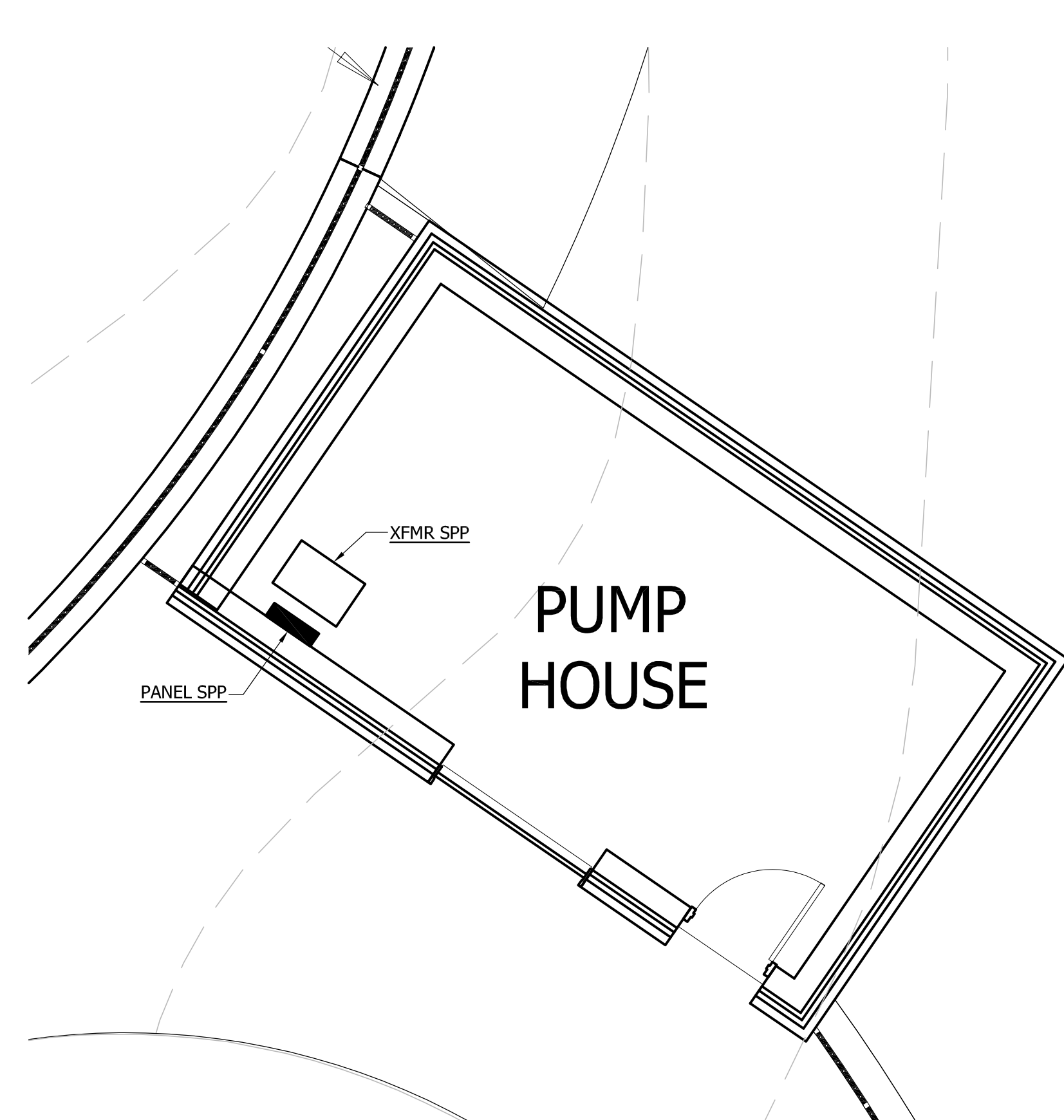
OHD

DWG. FILENAME: _____

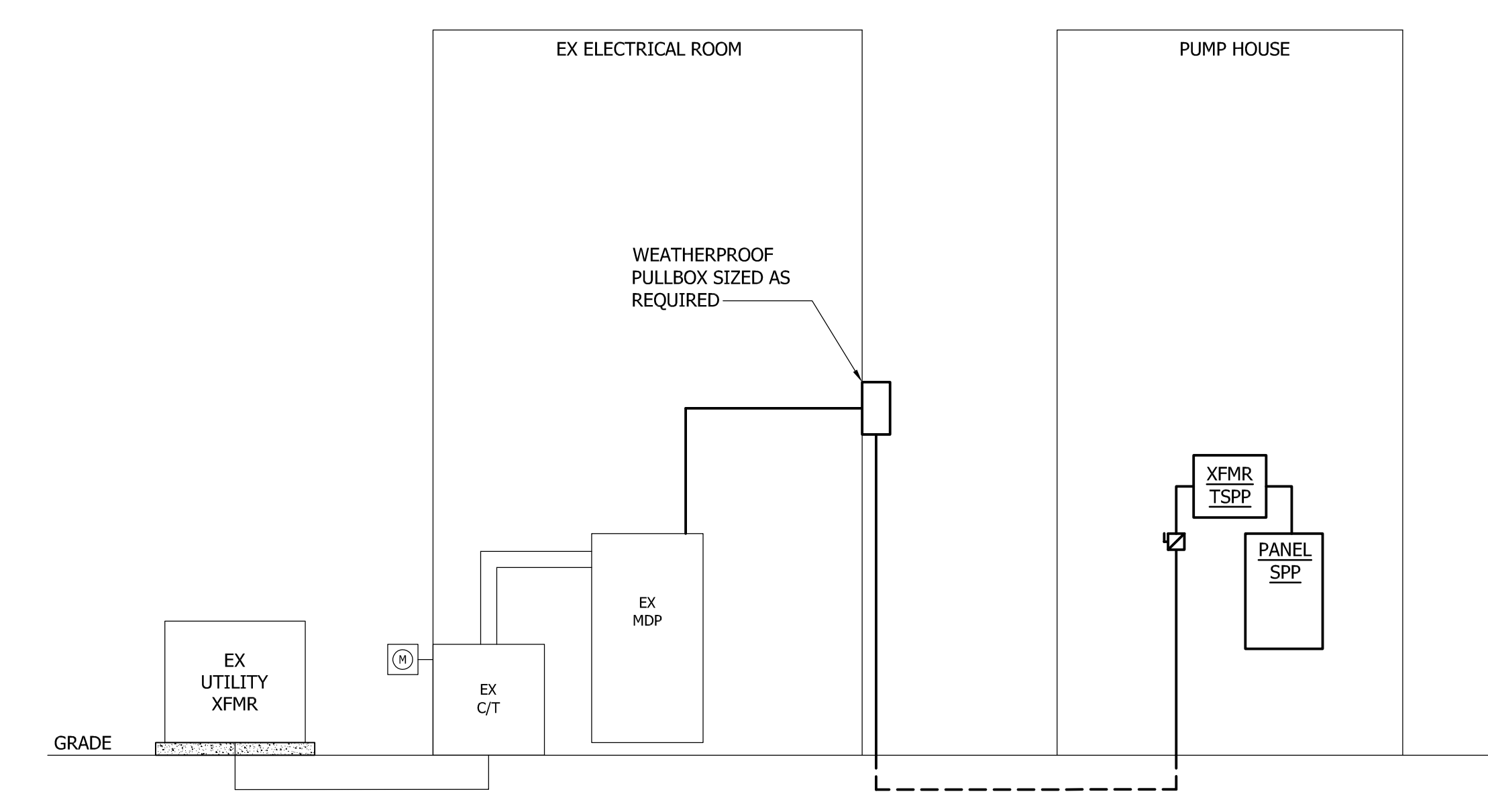
ANNE ARUNDEL COUNTY		DEPARTMENT OF PUBLIC WORKS	
SCALE: 1/2" = 1'-0"	DRAWN BY: Author	CHECKED BY: Checker	PROJECT NO: F68100
ARCHITECTURAL	NAAC SPLASH PAD	7888 CRAIN HWY, GLEN BURNIE, MD 21061	CONTRACT NO: F68100
A600	DOOR SCHEDULE & DETAILS		
DATE	APPROVED	DATE	APPROVED
DATE	PROJECT MANAGER	DATE	APPROVED
DATE	BY	DATE	APPROVED
DATE	REVISIONS	DATE	APPROVED
DATE	DESCRIPTION	DATE	APPROVED
DATE	BY	DATE	APPROVED
DATE	REVISIONS	DATE	APPROVED
DATE	DESCRIPTION	DATE	APPROVED
DATE	BY	DATE	APPROVED
DATE	REVISIONS	DATE	APPROVED
DATE	DESCRIPTION	DATE	APPROVED
DATE	BY	DATE	APPROVED
DATE	REVISIONS	DATE	APPROVED
DATE	DESCRIPTION	DATE	APPROVED
DATE	BY	DATE	APPROVED
DATE	REVISIONS	DATE	APPROVED
DATE	DESCRIPTION	DATE	APPROVED
DATE	BY	DATE	APPROVED
DATE	REVISIONS	DATE	APPROVED
DATE	DESCRIPTION	DATE	APPROVED
DATE	BY	DATE	APPROVED
DATE	REVISIONS	DATE	APPROVED
DATE	DESCRIPTION	DATE	APPROVED
DATE	BY	DATE	APPROVED
DATE	REVISIONS	DATE	APPROVED
DATE	DESCRIPTION	DATE	APPROVED
DATE	BY	DATE	APPROVED
DATE	REVISIONS	DATE	APPROVED
DATE	DESCRIPTION	DATE	APPROVED
DATE	BY	DATE	APPROVED
DATE	REVISIONS	DATE	APPROVED
DATE	DESCRIPTION	DATE	APPROVED
DATE	BY	DATE	APPROVED
DATE	REVISIONS	DATE	APPROVED
DATE	DESCRIPTION	DATE	APPROVED
DATE	BY	DATE	APPROVED
DATE	REVISIONS	DATE	APPROVED
DATE	DESCRIPTION	DATE	APPROVED
DATE	BY	DATE	APPROVED
DATE	REVISIONS	DATE	APPROVED
DATE	DESCRIPTION	DATE	APPROVED
DATE	BY	DATE	APPROVED
DATE	REVISIONS	DATE	APPROVED
DATE	DESCRIPTION	DATE	APPROVED
DATE	BY	DATE	APPROVED
DATE	REVISIONS	DATE	APPROVED
DATE	DESCRIPTION	DATE	APPROVED
DATE	BY	DATE	APPROVED
DATE	REVISIONS	DATE	APPROVED
DATE	DESCRIPTION	DATE	APPROVED
DATE	BY	DATE	APPROVED
DATE	REVISIONS	DATE	APPROVED
DATE	DESCRIPTION	DATE	APPROVED
DATE	BY	DATE	APPROVED
DATE	REVISIONS	DATE	APPROVED
DATE	DESCRIPTION	DATE	APPROVED
DATE	BY	DATE	APPROVED
DATE	REVISIONS	DATE	APPROVED
DATE	DESCRIPTION	DATE	APPROVED
DATE	BY	DATE	APPROVED
DATE	REVISIONS	DATE	APPROVED
DATE	DESCRIPTION	DATE	APPROVED
DATE	BY	DATE	APPROVED
DATE	REVISIONS	DATE	APPROVED
DATE	DESCRIPTION	DATE	APPROVED
DATE	BY	DATE	APPROVED
DATE	REVISIONS	DATE	APPROVED
DATE	DESCRIPTION	DATE	APPROVED
DATE	BY	DATE	APPROVED
DATE	REVISIONS	DATE	APPROVED
DATE	DESCRIPTION	DATE	APPROVED
DATE	BY	DATE	APPROVED
DATE	REVISIONS	DATE	APPROVED
DATE	DESCRIPTION	DATE	APPROVED
DATE	BY	DATE	APPROVED
DATE	REVISIONS	DATE	APPROVED
DATE	DESCRIPTION	DATE	APPROVED
DATE	BY	DATE	APPROVED
DATE	REVISIONS	DATE	APPROVED
DATE	DESCRIPTION	DATE	APPROVED
DATE	BY	DATE	APPROVED
DATE	REVISIONS	DATE	APPROVED
DATE	DESCRIPTION	DATE	APPROVED
DATE	BY	DATE	APPROVED
DATE	REVISIONS	DATE	APPROVED
DATE	DESCRIPTION	DATE	APPROVED
DATE	BY	DATE	APPROVED
DATE	REVISIONS	DATE	APPROVED
DATE	DESCRIPTION	DATE	APPROVED
DATE	BY	DATE	APPROVED
DATE	REVISIONS	DATE	APPROVED
DATE	DESCRIPTION	DATE	APPROVED
DATE	BY	DATE	APPROVED
DATE	REVISIONS	DATE	APPROVED
DATE	DESCRIPTION	DATE	APPROVED
DATE	BY	DATE	APPROVED
DATE	REVISIONS	DATE	APPROVED
DATE	DESCRIPTION	DATE	APPROVED
DATE	BY	DATE	APPROVED
DATE	REVISIONS	DATE	APPROVED
DATE	DESCRIPTION	DATE	APPROVED
DATE	BY	DATE	APPROVED
DATE	REVISIONS	DATE	APPROVED
DATE	DESCRIPTION	DATE	APPROVED
DATE	BY	DATE	APPROVED
DATE	REVISIONS	DATE	APPROVED
DATE	DESCRIPTION	DATE	APPROVED
DATE	BY	DATE	APPROVED
DATE	REVISIONS	DATE	APPROVED
DATE	DESCRIPTION	DATE	APPROVED
DATE	BY	DATE	APPROVED
DATE	REVISIONS	DATE	APPROVED
DATE	DESCRIPTION	DATE	APPROVED
DATE	BY	DATE	APPROVED
DATE	REVISIONS	DATE	APPROVED
DATE	DESCRIPTION	DATE	APPROVED
DATE	BY	DATE	APPROVED
DATE	REVISIONS	DATE	APPROVED
DATE	DESCRIPTION	DATE	APPROVED
DATE	BY	DATE	APPROVED
DATE	REVISIONS	DATE	APPROVED
DATE	DESCRIPTION	DATE	APPROVED
DATE	BY	DATE	APPROVED
DATE	REVISIONS	DATE	APPROVED
DATE	DESCRIPTION	DATE	APPROVED
DATE	BY	DATE	APPROVED
DATE	REVISIONS	DATE	APPROVED
DATE	DESCRIPTION	DATE	APPROVED
DATE	BY	DATE	APPROVED
DATE	REVISIONS	DATE	APPROVED
DATE	DESCRIPTION	DATE	APPROVED
DATE	BY	DATE	APPROVED
DATE	REVISIONS	DATE	APPROVED
DATE	DESCRIPTION	DATE	APPROVED
DATE	BY	DATE	APPROVED
DATE	REVISIONS	DATE	APPROVED
DATE	DESCRIPTION	DATE	APPROVED
DATE	BY	DATE	APPROVED
DATE	REVISIONS	DATE	APPROVED
DATE	DESCRIPTION	DATE	APPROVED
DATE	BY	DATE	APPROVED
DATE	REVISIONS	DATE	APPROVED
DATE	DESCRIPTION	DATE	APPROVED
DATE	BY	DATE	APPROVED
DATE	REVISIONS	DATE	APPROVED
DATE	DESCRIPTION	DATE	APPROVED
DATE	BY	DATE	APPROVED
DATE	REVISIONS	DATE	APPROVED
DATE	DESCRIPTION	DATE	APPROVED
DATE	BY	DATE	APPROVED
DATE	REVISIONS	DATE	APPROVED
DATE	DESCRIPTION	DATE	APPROVED
DATE	BY	DATE	APPROVED
DATE	REVISIONS	DATE	APPROVED
DATE	DESCRIPTION	DATE	APPROVED
DATE	BY	DATE	APPROVED
DATE	REVISIONS	DATE	APPROVED
DATE	DESCRIPTION	DATE	APPROVED
DATE	BY	DATE	APPROVED
DATE	REVISIONS	DATE	APPROVED
DATE	DESCRIPTION	DATE	APPROVED
DATE	BY	DATE	APPROVED
DATE	REVISIONS	DATE	APPROVED
DATE	DESCRIPTION	DATE	APPROVED
DATE	BY	DATE	APPROVED
DATE	REVISIONS	DATE	APPROVED
DATE	DESCRIPTION	DATE	APPROVED
DATE	BY	DATE	APPROVED
DATE	REVISIONS	DATE	APPROVED
DATE	DESCRIPTION	DATE	APPROVED
DATE			



ELECTRICAL SITE PLAN
SCALE: 1" = 20'-0"



PART PLAN - PUMP HOUSE
SCALE: 1/4" = 10'-0"



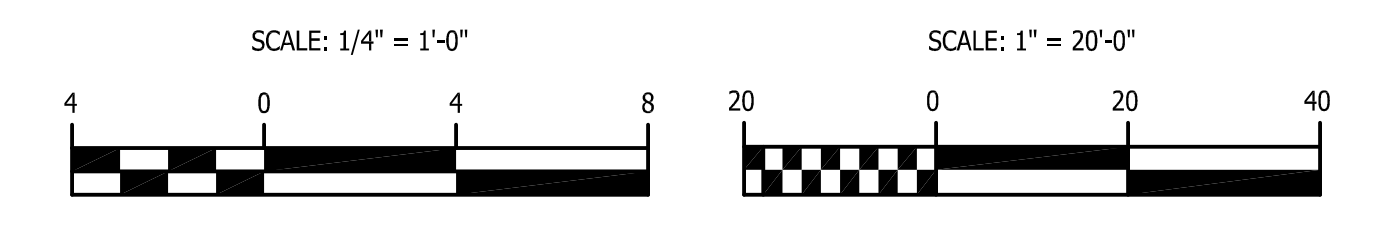
SCHEMATIC POWER RISER DIAGRAM
SCALE: 1/8" = 1'-0"

EX MAIN DISTRIBUTION PANEL MDP									
MOUNTING: PAD MOUNTED					A.I.C. RATING: 65,000			LOCATION: ELEC RM	
VOLTAGE: 480/277, 3PHASE, 4 WIRE					1200 AMPERE MAIN BUS			1200 AMPERE MCB	
DISTRIBUTION SECTION									
FDR NO	SERVES	CIRCUIT BREAKER	WIRING		REMARKS	CONN KVA			
		P FRAME TRIP	SETS NO	SIZE GND C					
1	EXISTING CIRCUIT	3 200 150		EXISTING CIRCUITING					
2	DHU-1 (POOL PAK)	3 200 175		EXISTING CIRCUITING					
3	PANEL L1 VIA XFMR	3 200 125		REFER TO XFMR SCHEDULE					
4	SPACE	3 200							
5	EXISTING CIRCUIT	3 200 175		EXISTING CIRCUITING					
6	SPACE	3 200							
7	UH-3	3 200 60		EXISTING CIRCUITING					
8	RTU-2	3 200 50		EXISTING CIRCUITING					
9	LEISURE POOL PUMP	3 200 40		EXISTING CIRCUITING					
10	RTU-1	3 200 30		EXISTING CIRCUITING					
11	ACC-2	3 200 20		EXISTING CIRCUITING					
12	ACC-1	3 200 20		EXISTING CIRCUITING					
13	PANEL H1	3 400 400		EXISTING CIRCUITING					
14	SPACE	3 400							
PROVIDE GROUND FAULT PROTECTION AT MAIN CIRCUIT BREAKER						TOTAL CONNECTED LOAD:	1 KVA		

EX MAIN DISTRIBUTION PANEL MDP (MODIFIED)									
MOUNTING: PAD MOUNTED					A.I.C. RATING: 65,000			LOCATION: ELEC RM	
VOLTAGE: 480/277, 3PHASE, 4 WIRE					1200 AMPERE MAIN BUS			1200 AMPERE MCB	
DISTRIBUTION SECTION									
FDR NO	SERVES	CIRCUIT BREAKER	WIRING		REMARKS	CONN KVA			
		P FRAME TRIP	SETS NO	SIZE GND C					
1	EXISTING CIRCUIT	3 200 150		EXISTING CIRCUITING					
2	DHU-1 (POOL PAK)	3 200 175		EXISTING CIRCUITING					
3	PANEL L1 VIA XFMR	3 200 125		REFER TO XFMR SCHEDULE					
4	PANEL SPP (VIA XFMR TSP)	3 200 90		REFER TO XFMR SCHEDULE		0.0			
5	EXISTING CIRCUIT	3 200 175		EXISTING CIRCUITING					
6	SPACE	3 200							
7	UH-3	3 200 60		EXISTING CIRCUITING					
8	RTU-2	3 200 50		EXISTING CIRCUITING					
9	LEISURE POOL PUMP	3 200 40		EXISTING CIRCUITING					
10	RTU-1	3 200 30		EXISTING CIRCUITING					
11	ACC-2	3 200 20		EXISTING CIRCUITING					
12	ACC-1	3 200 20		EXISTING CIRCUITING					
13	PANEL H1	3 400 400		EXISTING CIRCUITING					
14	SPACE	3 400							
PROVIDE GROUND FAULT PROTECTION AT MAIN CIRCUIT BREAKER						TOTAL CONNECTED LOAD:	1 KVA		

PANEL SPP										
MOUNTING: SURFACE					LOCATION: PUMP ROOM					
VOLTAGE: 208/120V, 3PH, 4W					200A MAIN BUS					
CONN KVA	CKT	DESCRIPTION	BREAKER	CIRCUIT WIRING	CONN KVA	CKT	DESCRIPTION	BREAKER	CIRCUIT WIRING	
			P AMPS	NO SIZE GND C				P AMPS	NO SIZE GND C	
	2					4				
	3					6				
	4					8				
	5					10				
	6					12				
	7					14				
	8					16				
	9					18				
	10					20				
	11					22				
	12					24				
	13					26				
	14					28				
	15					30				
	16					32				
	17					34				
	18					36				
	19					38				
	20					40				
	21					42				
	22									
	23									
	24									
	25									
	26									
	27									
	28									
	29									
	30									
	31									
	32									
	33									
	34									
	35									
	36									
	37									
	38									
	39									
	40									
	41									
	42									
TOTAL CONNECTED LOAD					0 KVA	KVA PER PHASE: A 0 B 0 C 0				

DRY TYPE TRANSFORMER SCHEDULE											
XFMR	KVA	PRIMARY @ VOLTS	WIRING	SECONDARY @ VOLTS	WIRING	SECONDARY	NEUTRAL & CASE GRD	MOUNTING	NOTES		
TSPP	45	3	480	3#1+#6GW-1/4"C	90	3	208/120	4#1/0+6GW-2"C	150	#6	SUSPENDED



- GENERAL NOTES:**
- CONTRACTOR SHALL FIELD VERIFY ALL EXISTING UTILITIES IN THE AREA OF WORK ON SITE BEFORE PROCEEDING WITH SITEWORK. FOR LOCATION OF UTILITIES "MISS UTILITY", 24 HOURS A DAY, 1-800-247-7777. CALL 48 HOURS IN ADVANCE. ALL COSTS ASSOCIATED WITH FIELD VERIFICATION SHALL BE RESPONSIBILITY OF THE CONTRACTOR.
 - CONTRACTOR SHALL PROVIDE ALL NECESSARY PRECAUTIONS (HAND DIGGING, ETC.) WHERE WORK IS TO BE DONE NEAR EXISTING UTILITIES.
 - ALL CONDUITS SHALL BE 1" UON.

PROFESSIONAL CERTIFICATION
APPROVED BY ME AND THAT I AM A DULY LICENSED MEMBER OF THE BOARD OF PROFESSIONAL ENGINEERS UNDER THE LAWS OF THE STATE OF MARYLAND.
LICENSE NO. 08-18-324
ARCHITECT: [blank]
DATE: [blank]
DRAWN BY: [blank]
CHECKED BY: [blank]
PROJECT NO. 25100
CONTRACT NO. 19101

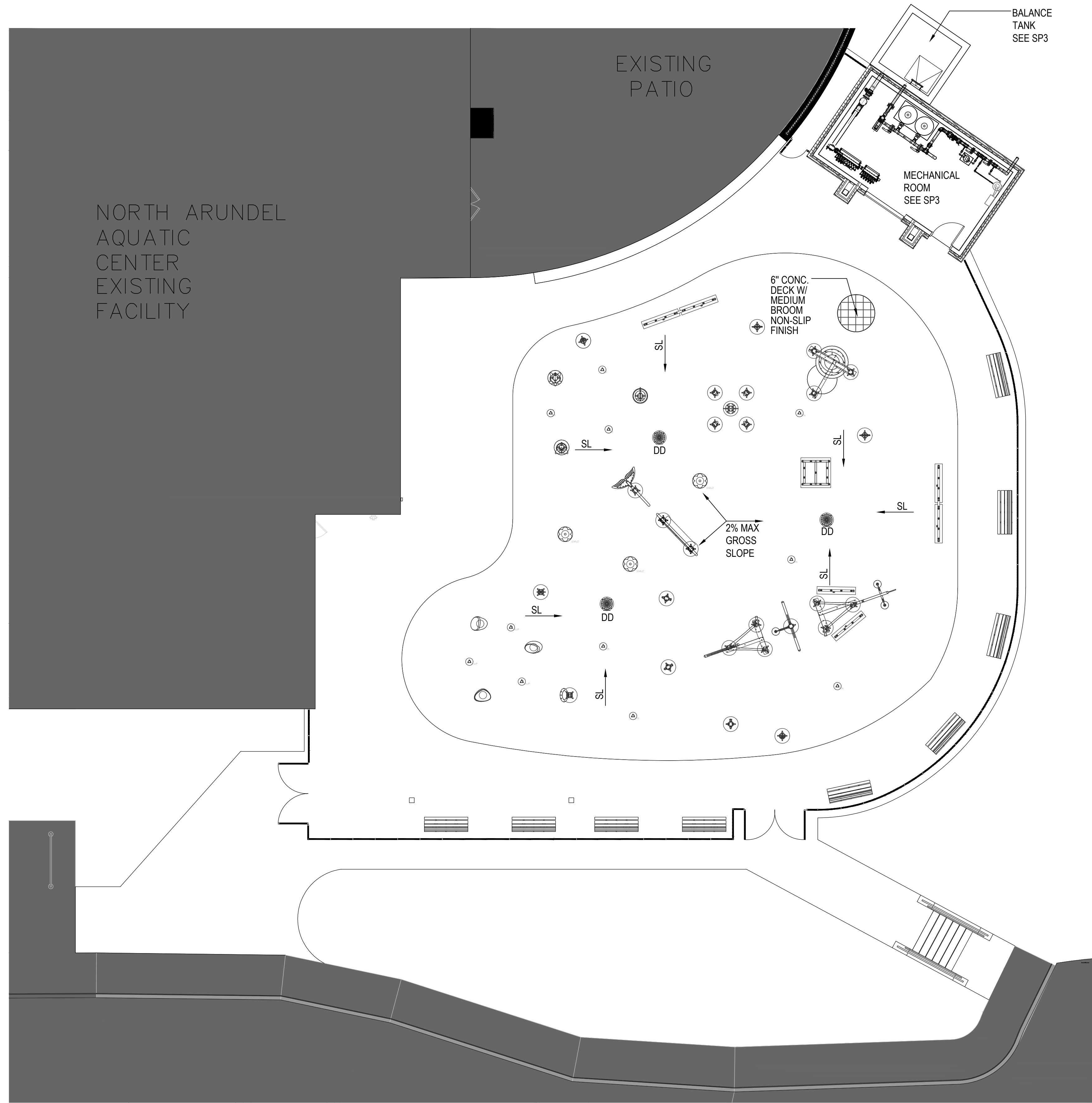
REVISIONS
NO. DESCRIPTION DATE

DATE APPROVED PROJECT MANAGER APPROVED DATE
DATE APPROVED PROJECT MANAGER APPROVED DATE
DATE APPROVED PROJECT MANAGER APPROVED DATE

CHIEF, RIGHT OF WAY SERVICES
ASSISTANT CHIEF ENGINEER

ANNE ARUNDEL COUNTY
DEPARTMENT OF PUBLIC WORKS
ELECTRICAL
AQUATIC CENTER SPLASH PAD
AAOC RECREATION AND PARKS
1742 DISNEY ROAD SEVERN, MD
21144

E001
ELECTRICAL SITE PLAN
1/26/2023 10:01:51 AM



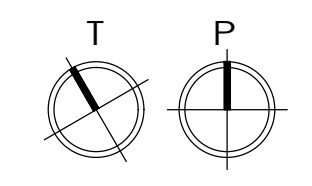
WET PLAY DATA

SURFACE AREA	=	3,833 SQ. FT.
PERIMETER	=	237 FT.
DEPTH	=	0'-0"
VOLUME	=	4,000 GAL.
30MIN TURNOVER	=	133 GPM

LEGEND

— CJ —	=	CONTROL JOINT
TAD	=	TOP OF AREA DRAIN
TD	=	TOP OF DECK
SL →	=	SLOPE
FS	=	FINISH SURFACE
SCA	=	BALANCE TANK ACCESS
DD	=	DECK DRAIN

1 SPLASH PAD - AREA PLAN
1/8" = 1'-0"



DWG. FILENAME: _____

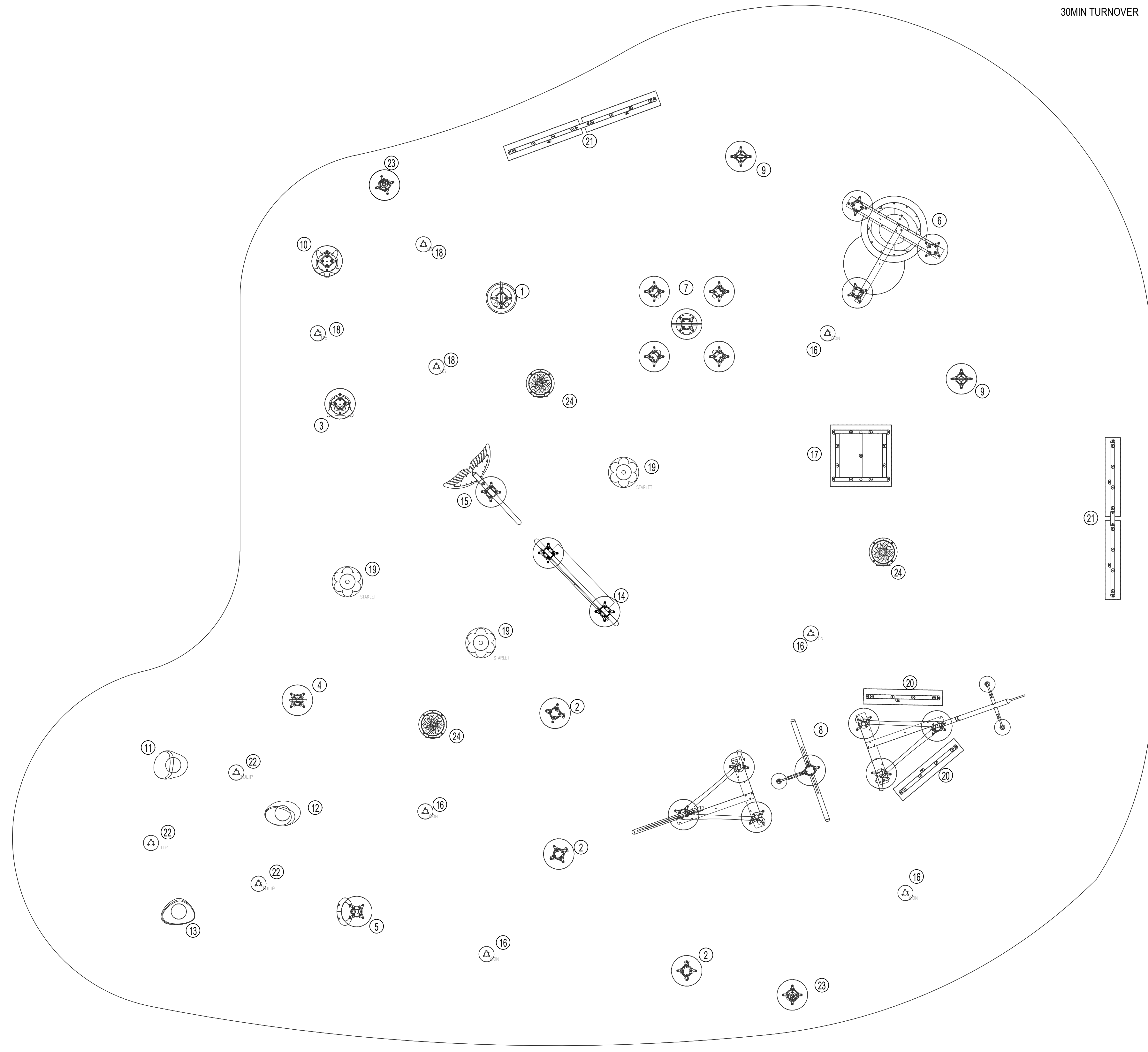
ARCHITECTURAL	APPROVED	DATE	APPROVED	DATE
	DRAWN BY: Author		PROJECT MANAGER	DATE
SP1	CHECKED BY: Checker		APPROVED	DATE
	PROJECT NO F00100		ASSISTANT CHIEF ENGINEER	DATE
CONTRACT NO F00101		CHIEF, RIGHT OF WAY SERVICES		
ANNE ARUNDEL COUNTY DEPARTMENT OF PUBLIC WORKS				
SCHEMATIC DESIGN				
05-12-2023 30% SCHEMATIC DESIGN				
SEAL				
PROFESSIONAL CERTIFICATION				
I HEREBY CERTIFY THAT THE DESIGN AND CONSTRUCTION OF THIS PROJECT WAS PREPARED OR SUPERVISED BY ME OR UNDER MY CLOSE PERSONAL SUPERVISION AND THAT I AM A FULLY LICENSED PROFESSIONAL ARCHITECT UNDER THE LAWS OF THE STATE OF MARYLAND. EXPIRATION DATE: 06-30-2024				
ARCHITECT JACQUES SA 151005		DESIGNER JAN BY:		DATE
ARCHITECT JACQUES SA 151005		DESIGNER JAN BY:		DATE
ARCHITECT JACQUES SA 151005		DESIGNER JAN BY:		DATE

ALL DRAWINGS ARE PROTECTED BY FEDERAL COPYRIGHT BY MANNS WOODWARD STUDIOS, INC. AND CAN NOT BE REPRODUCED OR MODIFIED IN ANY MANNER WITHOUT WRITTEN PERMISSION. DOCUMENTS MAY NOT BE USED IN PART OR WHOLE TO DEVELOP THE DESIGN OF ANOTHER BUILDING WITHOUT EXPRESS WRITTEN PERMISSION BY MANNS WOODWARD STUDIOS.

PRELIMINARY - NOT FOR CONSTRUCTION

5/2/2023 11:51:25 AM

1 SPLASH PAD LAYOUT
1/4" = 1'-0"



WET PLAY DATA

SURFACE AREA	=	3,833 SQ. FT.
PERIMETER	=	237 FT.
DEPTH	=	0'-0"
VOLUME	=	4,000 GAL.
30MIN TURNOVER	=	133 GPM

WET PLAY BALANCE TANK DATA

BOOSTER PUMP RATE	=	400 GPM
CIRCULATION PUMP RATE	=	135 GPM
TOTAL WATER FLOW	=	545 GPM
400 GPM X 10 (PER ISPCS 612.5.1)	=	4,000 GAL.
4'-0" x 20'-0" BALANCE TANK	=	4,000 GAL.
		4,308 GAL. > 4,000 GAL. <u>OK</u>

LEGEND

— CJ —	=	CONTROL JOINT
WPDD	=	WET PLAY DECK DRAIN
TAD	=	TOP OF AREA DRAIN
TD	=	TOP OF DECK
SL →	=	SLOPE
FS	=	FINISH SURFACE

WET PLAY PRODUCT LEGEND

	PRODUCT CODE	QTY	TOTAL GPM	DETAIL
1	BLOW FISH (0011-0885) - "WATERPLAY"	1	3	
2	CARRONADE (0010-0428) - "WATERPLAY"	3	18	
3	CRABBIE 1 (0011-0590) - "WATERPLAY"	1	14	
4	FISH (0010-9269) - "WATERPLAY"	1	14	
5	MAGNIF-EYE (0010-0497) - "WATERPLAY"	1	3	
6	MEGA SOAKER (0010-3618) - "WATERPLAY"	1	40	
7	OCTOPUS (0010-0602) - "WATERPLAY"	1	15	
8	SCHOONER 2 (0010-3705) - "WATERPLAY"	1	58	
9	SHARK (0011-0096) - "WATERPLAY"	2	4	
10	SNAPPER 1 (0011-0589) - "WATERPLAY"	1	14	
11	SURF STONE 1 (0010-7471) - "WATERPLAY"	1	5	
12	SURF STONE 2 (0010-7472) - "WATERPLAY"	1	5	
13	SURF STONE 3 (0010-7473) - "WATERPLAY"	1	5	
14	WATER-O (0010-0369) - "WATERPLAY"	1	10	
15	WHALE TAIL (0010-8038) - "WATERPLAY"	1	10	
16	CONFETTI SPRAY (0010-7476) - "WATERPLAY"	5	25	
17	GROUP VOLCANO (0010-7495) - "WATERPLAY"	1	10	
18	MONSTER 5 (0010-7480) - "WATERPLAY"	3	3	
19	LILY PAD STARLET SPRAY (0010-7491) - "WATERPLAY"	3	15	
20	SPRAY TUNNEL 4 THE WAVE (0010-7496) - "WATERPLAY"	2	24	
21	SPRAY TUNNEL 8 WAVE (0010-7497) - "WATERPLAY"	2	48	
22	TULIP (0010-7489) - "WATERPLAY"	3	18	
23	ACTIVATOR: POWER POST (0010-1854) - "WATERPLAY"	2		
24	DRAIN CIRCULAR STAINLESS STEEL (0010-4133) - "WATERPLAY"	3		
TOTAL			376 GPM	

PROFESSIONAL CERTIFICATION
I HEREBY CERTIFY THAT I HAVE PREPARED OR SUPERVISED THE PREPARATION OF THESE PLANS AND THAT I AM A DULY LICENSED PROFESSIONAL ARCHITECT UNDER THE LAWS OF THE STATE OF MARYLAND.
ARCHITECT: JACQUES SA 15305 EXPIRATION DATE: 06-16-2024
DESIGNED BY: JACQUES SA
DRAWN BY: JACQUES SA
CHECKED BY: JACQUES SA
PROJECT NO: F81000
CONTRACT NO: F81001

ANNE ARUNDEL COUNTY DEPARTMENT OF PUBLIC WORKS
ARCHITECTURAL: NAAC SPLASH PAD
7888 CRAIN HWY, GLEN BURNIE, MD 21061

SP2 SPLASH PAD LAYOUT

05-12-2023 30% SCHEMATIC DESIGN

REVISIONS: No. DESCRIPTION BY DATE


APPROVED: PROJECT MANAGER DATE
APPROVED: CHIEF ENGINEER DATE
APPROVED: ASSISTANT CHIEF ENGINEER DATE

DATE

ALL DRAWINGS ARE PROTECTED BY FEDERAL COPYRIGHT BY MANNS WOODWARD STUDIOS, INC. AND CAN NOT BE REPRODUCED OR MODIFIED IN ANY MANNER WITHOUT WRITTEN PERMISSION. DOCUMENTS MAY NOT BE USED IN PART OR WHOLE TO DEVELOP THE DESIGN OF ANOTHER BUILDING WITHOUT EXPRESS WRITTEN PERMISSION BY MANNS WOODWARD STUDIOS.

PRELIMINARY - NOT FOR CONSTRUCTION

5/2/2023 11:51:25 AM



North Arundel Aquatic Center Splash Pad

Copyright 2022 Waterplay Solutions Corp. Artist's visual interpretation of the project. Cannot be considered factual representation of the final product.



North Arundel Aquatic Center Splash Pad

Copyright 2022 Waterplay Solutions Corp. Artist's visual interpretation of the project. Cannot be considered factual representation of the final product.




North Arundel Aquatic Center Splash Pad

Copyright 2022 Waterplay Solutions Corp. Artist's visual interpretation of the project. Cannot be considered factual representation of the final product.




North Arundel Aquatic Center Splash Pad

Copyright 2022 Waterplay Solutions Corp. Artist's visual interpretation of the project. Cannot be considered factual representation of the final product.



North Arundel Aquatic Center Splash Pad

Copyright 2022 Waterplay Solutions Corp. Artist's visual interpretation of the project. Cannot be considered factual representation of the final product.



North Arundel Aquatic Center Splash Pad

Copyright 2022 Waterplay Solutions Corp. Artist's visual interpretation of the project. Cannot be considered factual representation of the final product.



POWER POST

0010-1854



The perfect Activator for **every** space design.

Optimize water use and maximize play value with Waterplay's on demand button activators.

A perfect solutions for reducing water consumption while creating a dynamic play experience. **PUSH** to start the flow of water.



See Specification Sheet for product data.



WATER EFFECT

N/A



INSTALLATION

ZERO-DEPTH




PLAYPHASE™

DETACHABLE MOUNTING SYSTEM

PLAY OPPORTUNITIES:

Get the water flowing with the Power Post. This classic park activator increases interactivity while helping optimize water use on the play pad.



COGNITIVE



PHYSICAL

Play is fundamental in childhood development, health and wellbeing. Waterplay products are designed using research that supports cognitive, social and emotional, creative and physical growth. The above icons represent the leading attributes associated with this play feature.

PLAY ZONES:



DEVELOPMENT



DISCOVERY



EXPLORATION



ADVENTURE

CATEGORY: Activators

PRODUCT LINE: Freestanding Play & Water Mangement



1.800.590.5552 (USA & CAN) | +1 (250) 712.3393 (INTL)
info@waterplay.com | www.waterplay.com

For full product specification details, please refer to the product specification document. Due to our continuing product improvement program, Waterplay reserves the right to change the product specifications without notice. All product designs at all times remain the property of Waterplay or are used under license and cannot be used or reproduced without written permission.

SD7 - ADG - PRODUCT CUT SHEET

POWER POST™ CONTROLLER

(BYOTBEA) 0010-2248



The perfect Activator for **every** space design.

Optimize water use and maximize play value with Waterplay's on demand button activators.

A perfect solutions for reducing water consumption while creating a dynamic play experience. **PUSH** to start the flow of water.

See Specification Sheet for product data.



WATER EFFECT

N/A



INSTALLATION

ZERO-DEPTH



PLAYPHASE™

DETACHABLE MOUNTING SYSTEM

FLOW OPPORTUNITIES:

Get the water flowing with the Power Post. This classic park activator increases interactivity while helping optimize water use on the play pad. The brains behind the operation—the controller tells the waterplay™ Controller works together with Waterplay's main experience for your project.

- Programmable 7" PLC features intuitive colour touch screen
- User configurable sequencing
- Local voice assignment
- Easy to program clock, timer and park calendar
- Ability to turn on and schedule 12 water and light features
- Ability to extend up to 44 feet (expansion module C)
- Features pump, tank level and manifold bypass valve control
- Features a Nema 4X enclosure



COGNITIVE



PHYSICAL

Play is fundamental in childhood development, health and wellbeing. Waterplay products are designed using research that supports cognitive, social and emotional, creative and physical growth. The above icons represent the leading attributes associated with this play feature.

PLAY ZONES:



DEVELOPMENT



DISCOVERY



EXPLORATION



ADVENTURE

CATEGORY: Activators

PRODUCT LINE: Freestanding Play & Water Management



1.800.590.5552 (USA & CAN) | +1 (250) 712.3393 (INTL)
info@waterplay.com | www.waterplay.com

For full product specification details, please refer to the product specification document. Due to our continuing product improvement program, Waterplay™ reserves the right to change the product specifications without notice. All product designs at all times remain the property of Waterplay or are used under license and cannot be used or reproduced without written permission.

SD8 - ADG - PRODUCT CUT SHEET

POWER POST STAINLESS STEEL

0010-1854

0010-4133



The perfect Activator for **every** space design.

Optimize water use and maximize play value with Waterplay's on-demand button activators. A perfect solutions for reducing water consumption while creating a dynamic play experience. **PUSH** to start the flow of water.



See Specification Sheet for product data.



WATER EFFECT

N/A



INSTALLATION

ZERO-DEPTH



PLAYPHASE™

DETACHABLE MOUNTING SYSTEM

FLOW OPPORTUNITIES:

Get the water flowing with the Power Post. This classic park activator **high flow rate capacity (140 GPM)** while helping optimize water use on the play set.



- Safe design protects against finger a
- Flush-to-grade
- Easy installation and maintenance
- Inclusion of strainer box for added de



AVAILABLE IN ALL STANDARD NATURAL PLAY POWDER COATED C



COGNITIVE



PHYSICAL

Play is fundamental in childhood development, health and wellbeing. Waterplay products are designed using research that supports cognitive, social and emotional, creative and physical growth. The above icons represent the leading attributes associated with this play feature.

PLAY ZONES:



DEVELOPMENT



DISCOVERY



EXPLORATION



ADVENTURE

CATEGORY: Activators

PRODUCT LINE: Freestanding Play & Water Mangement



1.800.590.5552 (USA & CAN) | +1 (250) 712.3393 (INTL)
info@waterplay.com | www.waterplay.com

For full product specification details, please refer to the product specification document. Due to our continuing product improvement program, Waterplay™ reserves the right to change the product specifications without notice. All product designs at all times remain the property of Waterplay or are used under license and cannot be used or reproduced without written permission.

SD9 - ADG - PRODUCT CUT SHEET

POWERPOST

0010-0883



The perfect Activator for **every** space design.

Optimize water use and maximize play value with Waterplay's on demand button activators. A perfect solutions for reducing water consumption while creating a dynamic play experience. **PUSH** to start the flow of water.

See Specification Sheet for product data.



WATER EFFECT

N/A



INSTALLATION

ZERO-DEPTH

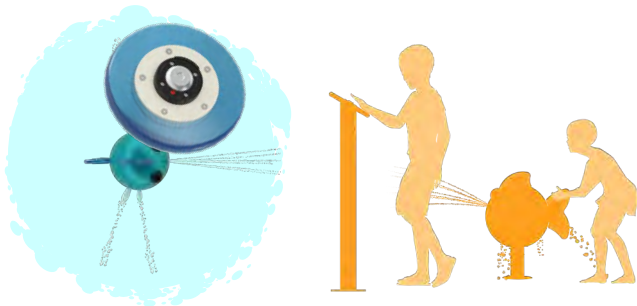


PLAYPHASE™

DETACHABLE MOUNTING SYSTEM

PLAY OPPORTUNITIES:

Little waterplayers can rotate Blowfish 360° as they get sprayed from all sides. Encourages motor and cognitive skills development. This feature rotates and sprays 360° while helping optimize water use on the play pad.



COGNITIVE



PHYSICAL

Play is fundamental in childhood development, health and wellbeing. Waterplay products are designed using research that supports cognitive, social and emotional, creative and physical growth. The above icons represent the leading attributes associated with this play feature.

PLAY ZONES:



DEVELOPMENT



DISCOVERY



EXPLORATION



ADVENTURE

CATEGORY: Activators

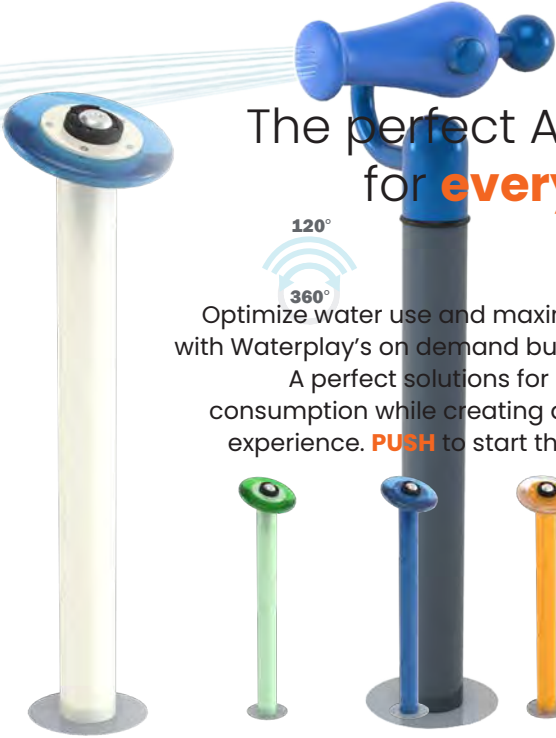
PRODUCT LINE: Freestanding Play & Water Mangement



1.800.590.5552 (USA & CAN) | +1 (250) 712.3393 (INTL)
info@waterplay.com | www.waterplay.com

For full product specification details, please refer to the product specification document. Due to our continuing product improvement program, Waterplay reserves the right to change the product specifications without notice. All product designs at all times remain the property of Waterplay or are used under license and cannot be used or reproduced without written permission.

SD10 - ADG - PRODUCT CUT SHEET



The perfect Activator for **every** space design.

Optimize water use and maximize play value with Waterplay's on demand button activators.

A perfect solutions for reducing water consumption while creating a dynamic play experience. **PUSH** to start the flow of water.

120°

360°

See Specification Sheet for product data.



WATER EFFECT

N/A



INSTALLATION

ZERO-DEPTH

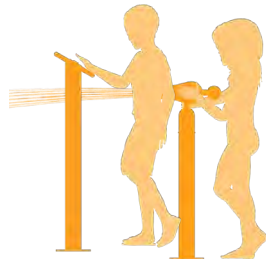



PLAYPHASE™

DETACHABLE MOUNTING SYSTEM

PLAY OPPORTUNITIES:

Fire in the hole! Bring exciting water cannon action to the play yard with the Cannonade Waterplay. Grab the sphere handle to rotate the cannon and spray nearby pirates! Combine multiple cannons for team play.



COGNITIVE



PHYSICAL

Play is fundamental in childhood development, health and wellbeing. Waterplay products are designed using research that supports cognitive, social and emotional, creative and physical growth. The above icons represent the leading attributes associated with this play feature.

PLAY ZONES:



DEVELOPMENT



DISCOVERY



EXPLORATION



ADVENTURE

CATEGORY: Activators

PRODUCT LINE: Freestanding Play & Water Mangement

POWERPOST

0010-0890



The perfect Activator for **every** space design.

Optimize water use and maximize play value with Waterplay's on demand button activators.

A perfect solutions for reducing water consumption while creating a dynamic play experience. **PUSH** to start the flow of water.



See Specification Sheet for product data.



WATER EFFECT

N/A



INSTALLATION

ZERO-DEPTH





PLAYPHASE™

DETACHABLE MOUNTING SYSTEM

PLAY OPPORTUNITIES:

Small but mighty, this sassy Grabbie invites users to engage with the arching sprays as it splashes down onto the play pad surface. While helping optimize water use on the play pad. This feature rotates and sprays 360°!



COGNITIVE



PHYSICAL

Play is fundamental in childhood development, health and wellbeing. Waterplay products are designed using research that supports cognitive, social and emotional, creative and physical growth. The above icons represent the leading attributes associated with this play feature.

PLAY ZONES:



DEVELOPMENT



DISCOVERY



EXPLORATION



ADVENTURE

CATEGORY: Activators

PRODUCT LINE: Freestanding Play & Water Mangement

WATERPLAY
BY **MAKER**

1.800.590.5552 (USA & CAN) | +1 (250) 712.3393 (INTL)
info@waterplay.com | www.waterplay.com

For full product specification details, please refer to the product specification document. Due to our continuing product improvement program, Waterplay™ reserves the right to change the product specifications without notice. All product designs at all times remain the property of Waterplay or are used under license and cannot be used or reproduced without written permission.

SD12 - ADG - PRODUCT CUT SHEET

DRIVERSPOST

0010-0890



The perfect Activator for **every** space design.

Optimize water use and maximize play value with Waterplay's on-demand button activators.

A perfect solutions for reducing water consumption while creating a dynamic play experience. **PUSH** to start the flow of water.



See Specification Sheet for product data.



WATER EFFECT

N/A



INSTALLATION

ZERO-DEPTH




PLAYPHASE™

DETACHABLE MOUNTING SYSTEM

PLAY OPPORTUNITIES:

Get the water flowing with the Drivers Post. This classic pin-point activator creates an interactive play pad with a large, colorful water splash. The play pad's upper plate creates an eye catching spectacle in the sunlight.



COGNITIVE



PHYSICAL

Play is fundamental in childhood development, health and wellbeing. Waterplay products are designed using research that supports cognitive, social and emotional, creative and physical growth. The above icons represent the leading attributes associated with this play feature.

PLAY ZONES:



DEVELOPMENT



DISCOVERY



EXPLORATION



ADVENTURE

CATEGORY: Activators

PRODUCT LINE: Freestanding Play & Water Mangement



1.800.590.5552 (USA & CAN) | +1 (250) 712.3393 (INTL)
info@waterplay.com | www.waterplay.com

For full product specification details, please refer to the product specification document. Due to our continuing product improvement program, Waterplay™ reserves the right to change the product specifications without notice. All product designs at all times remain the property of Waterplay or are used under license and cannot be used or reproduced without written permission.

SD13 - ADG - PRODUCT CUT SHEET

POWER POST

0010-18269



The perfect Activator for **every** space design.

Optimize water use and maximize play value with Waterplay's on demand button activators.

A perfect solutions for reducing water consumption while creating a dynamic play experience. **PUSH** to start the flow of water.

See Specification Sheet for product data.



WATER EFFECT

N/A



INSTALLATION

ZERO-DEPTH




PLAYPHASE™

DETACHABLE MOUNTING SYSTEM

PLAY OPPORTUNITIES:

The Fish features a unique laminar water effect that fascinates curious minds. Waterplayers love to run fingers through, or huddle under, while helping optimize water use on the play pad. the spinning shield of laminar water.



COGNITIVE



PHYSICAL

Play is fundamental in childhood development, health and wellbeing. Waterplay products are designed using research that supports cognitive, social and emotional, creative and physical growth. The above icons represent the leading attributes associated with this play feature.

PLAY ZONES:



DEVELOPMENT



DISCOVERY



EXPLORATION



ADVENTURE

CATEGORY: Activators

PRODUCT LINE: Freestanding Play & Water Mangement



1.800.590.5552 (USA & CAN) | +1 (250) 712.3393 (INTL)
info@waterplay.com | www.waterplay.com

For full product specification details, please refer to the product specification document. Due to our continuing product improvement program, Waterplay reserves the right to change the product specifications without notice. All product designs at all times remain the property of Waterplay or are used under license and cannot be used or reproduced without written permission.

SD14 - ADG - PRODUCT CUT SHEET



See Specification Sheet for product data.



WATER EFFECT

N/A



INSTALLATION

ZERO-DEPTH




PLAYPHASE™

DETACHABLE MOUNTING SYSTEM

PLAY OPPORTUNITIES:

Get the water flowing with the Power Post. The classic park activator increases interactivity while helping optimize water use on the play pad.



COGNITIVE



PHYSICAL

Play is fundamental in childhood development, health and wellbeing. Waterplay products are designed using research that supports cognitive, social and emotional, creative and physical growth. The above icons represent the leading attributes associated with this play feature.

PLAY ZONES:



DEVELOPMENT



DISCOVERY



EXPLORATION



ADVENTURE

CATEGORY: Activators

PRODUCT LINE: Freestanding Play & Water Management

MESS SPOKER

0010-858

FEATURES AN
ADJUSTABLE
SPLATE
FOR EVEN
BIGGEST PLASH!

The perfect Activator
for **every** space
design.

Optimize water use and maximize play value
with Waterplay's on demand button activators.

A perfect solutions for reducing water
consumption while creating a dynamic play
experience. **PUSH** to start the flow of water.



See Specification Sheet for product data.



WATER EFFECT

N/A



INSTALLATION

ZERO-DEPTH




PLAYPHASE™

DETACHABLE MOUNTING SYSTEM

PLAY OPPORTUNITIES:

Give them a thrilling head-to-toe splash with the Mess Spoker, spraying 55 gallons (208 litres) of water into the air with this dumping bucket. A spectacular flagship feature on any play pad.



COGNITIVE



PHYSICAL

Play is fundamental in childhood development, health and wellbeing. Waterplay products are designed using research that supports cognitive, social and emotional, creative and physical growth. The above icons represent the leading attributes associated with this play feature.

PLAY ZONES:



DEVELOPMENT



DISCOVERY



EXPLORATION



ADVENTURE

CATEGORY: Activators

PRODUCT LINE: Freestanding Play & Water Mangement

WATERPLAY
BY **MAKER**

1.800.590.5552 (USA & CAN) | +1 (250) 712.3393 (INTL)
info@waterplay.com | www.waterplay.com

For full product specification details, please refer to the product specification document. Due to our continuing product improvement program, Waterplay™ reserves the right to change the product specifications without notice. All product designs at all times remain the property of Waterplay or are used under license and cannot be used or reproduced without written permission.

SD16 - ADG - PRODUCT CUT SHEET



The perfect Activator for **every** space design.

Optimize water use and maximize play value with Waterplay's on demand button activators. A perfect solutions for reducing water consumption while creating a dynamic play experience. **PUSH** to start the flow of water.

See Specification Sheet for product data.



WATER EFFECT

N/A



INSTALLATION

ZERO-DEPTH





PLAYPHASE™

DETACHABLE MOUNTING SYSTEM

PLAY OPPORTUNITIES:

Make friends with water. Push the friendly sensor to spray water at your eyes and friends. Activating water helps children to explore and play.



COGNITIVE



PHYSICAL

Play is fundamental in childhood development, health and wellbeing. Waterplay products are designed using research that supports cognitive, social and emotional, creative and physical growth. The above icons represent the leading attributes associated with this play feature.

PLAY ZONES:



DEVELOPMENT



DISCOVERY



EXPLORATION



ADVENTURE

CATEGORY: Activators

PRODUCT LINE: Freestanding Play & Water Mangement

BOWCAST

0010-13705

**THIS ACTION-
PACKED SHIP CAN BE
USED AS A STAND-
ALONE ATTRACTION!**

The perfect Activator for **every** space design.

Optimize water use and maximize play value with Waterplay's on demand button activators.

A perfect solutions for reducing water consumption while creating a dynamic play experience. **PUSH** to start the flow of water.



See Specification Sheet for product data.



WATER EFFECT

N/A



INSTALLATION

ZERO-DEPTH




PLAYPHASE™

DETACHABLE MOUNTING SYSTEM

PLAY OPPORTUNITIES:

Get the water flowing with the Power Post. This classic park activator increases interactivity while helping optimize water use on the play pad. A Calypso bow and helm combine with a Crew's Nest for a cluster bursting with nautical fun. Spray approaching pirates with two Carronades or get soaked under the Streamer's tipping buckets!



COGNITIVE



PHYSICAL

Play is fundamental in childhood development, health and wellbeing. Waterplay products are designed using research that supports cognitive, social and emotional, creative and physical growth. The above icons represent the leading attributes associated with this play feature.

PLAY ZONES:



DEVELOPMENT



DISCOVERY



EXPLORATION



ADVENTURE

CATEGORY: Activators

PRODUCT LINE: Freestanding Play & Water Mangement



1.800.590.5552 (USA & CAN) | +1 (250) 712.3393 (INTL)
info@waterplay.com | www.waterplay.com

For full product specification details, please refer to the product specification document. Due to our continuing product improvement program, Waterplay™ reserves the right to change the product specifications without notice. All product designs at all times remain the property of Waterplay or are used under license and cannot be used or reproduced without written permission.

SD18 - ADG - PRODUCT CUT SHEET

BEAVER POST

0010-0096


PEEK
THROUGH THE
AQUA LUME™
SHARK!



The perfect Activator
for **every** space
design.

Optimize water use and maximize play value
with Waterplay's on demand button activators.

A perfect solutions for reducing water
consumption while creating a dynamic play
experience. **PUSH** to start the flow of water.



See Specification Sheet for product data.



WATER EFFECT

N/A



INSTALLATION

ZERO-DEPTH



PLAYPHASE™

DETACHABLE MOUNTING SYSTEM

PLAY OPPORTUNITIES:

Team up with this Shark to soak everything in sight! A perfect complement to any splash pad adventure, this classic button activator increases interactivity while helping optimize water use on the play pad.



COGNITIVE



PHYSICAL

Play is fundamental in childhood development, health and wellbeing. Waterplay products are designed using research that supports cognitive, social and emotional, creative and physical growth. The above icons represent the leading attributes associated with this play feature.

PLAY ZONES:



DEVELOPMENT




DISCOVERY



EXPLORATION



ADVENTURE



CATEGORY: Activators

PRODUCT LINE: Freestanding Play & Water Mangement

WATERPLAY
BY **MAKER**

1.800.590.5552 (USA & CAN) | +1 (250) 712.3393 (INTL)
info@waterplay.com | www.waterplay.com

For full product specification details, please refer to the product specification document. Due to our continuing product improvement program, Waterplay reserves the right to change the product specifications without notice. All product designs at all times remain the property of Waterplay or are used under license and cannot be used or reproduced without written permission.

SD19 - ADG - PRODUCT CUT SHEET

POWERPOST

0010-0858



See Specification Sheet for product data.



WATER EFFECT

N/A



INSTALLATION

ZERO-DEPTH



PLAYPHASE™

DETACHABLE MOUNTING SYSTEM

PLAY OPPORTUNITIES:

Get the water flowing with the Power Post. This classic park activator increases interactivity while helping optimize water use on the play pad. Snapper features a unique laminar water effect that fascinates curious minds. Waterplayers love to run fingers through, or huddle under the spinning shield of laminar water. This feature rotates and sprays 360!



COGNITIVE



PHYSICAL

Play is fundamental in childhood development, health and wellbeing. Waterplay products are designed using research that supports cognitive, social and emotional, creative and physical growth. The above icons represent the leading attributes associated with this play feature.

PLAY ZONES:



DEVELOPMENT



DISCOVERY



EXPLORATION



ADVENTURE

CATEGORY: Activators

PRODUCT LINE: Freestanding Play & Water Mangement



1.800.590.5552 (USA & CAN) | +1 (250) 712.3393 (INTL)
info@waterplay.com | www.waterplay.com

For full product specification details, please refer to the product specification document. Due to our continuing product improvement program, Waterplay reserves the right to change the product specifications without notice. All product designs at all times remain the property of Waterplay or are used under license and cannot be used or reproduced without written permission.

SD20 - ADG - PRODUCT CUT SHEET



The perfect Activator for **every** space design.

DESIGN TIP:
This product is easily retrofitted into existing play environments.

Optimize water use and maximize play value with Waterplay's on demand button activators.

A perfect solutions for reducing water consumption while creating a dynamic play experience. **PUSH** to start the flow of water.

See Specification Sheet for product data.



WATER EFFECT

N/A



INSTALLATION

ZERO-DEPTH

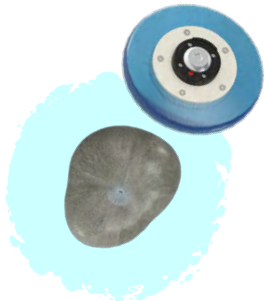


PLAYPHASE™

DETACHABLE MOUNTING SYSTEM

PLAY OPPORTUNITIES:

A beautiful wet stone featuring fun gentle water effects. Stone covers and baskets for a grippy and safe play surface and can be retrofitted over existing ground sprays for a fresh new look. They are available individually but make the best impression when paired in groups of three.



COGNITIVE



PHYSICAL

Play is fundamental in childhood development, health and wellbeing. Waterplay products are designed using research that supports cognitive, social and emotional, creative and physical growth. The above icons represent the leading attributes associated with this play feature.

PLAY ZONES:



DEVELOPMENT



DISCOVERY



EXPLORATION



ADVENTURE

CATEGORY: Activators

PRODUCT LINE: Freestanding Play & Water Mangement

BOWE & TOWSE 2

0010-1354



DESIGN TIP: The perfect Activator for **every** space design. This product is easily re-installed into existing play environments.

Optimize water use and maximize play value with Waterplay's on demand button activators. A perfect solutions for reducing water consumption while creating a dynamic play experience. **PUSH** to start the flow of water.

See Specification Sheet for product data.




 **WATER EFFECT**
N/A

 **INSTALLATION**
ZERO-DEPTH

 **PLAYPHASE™**
DETACHABLE MOUNTING SYSTEM

PLAY OPPORTUNITIES:

Get the water flowing with the Flow, Pose Water effects. Stokes active and baskets for activity and safe play. Optimize water use of the play existing ground sprays for a fresh new look. They are available individually but make the best impression when paired in groups of three.



COGNITIVE



PHYSICAL

Play is fundamental in childhood development, health and wellbeing. Waterplay products are designed using research that supports cognitive, social and emotional, creative and physical growth. The above icons represent the leading attributes associated with this play feature.

PLAY ZONES:



DEVELOPMENT



DISCOVERY



EXPLORATION



ADVENTURE

CATEGORY: Activators

PRODUCT LINE: Freestanding Play & Water Mangement



1.800.590.5552 (USA & CAN) | +1 (250) 712.3393 (INTL)
info@waterplay.com | www.waterplay.com

For full product specification details, please refer to the product specification document. Due to our continuing product improvement program, Waterplay reserves the right to change the product specifications without notice. All product designs at all times remain the property of Waterplay or are used under license and cannot be used or reproduced without written permission.

SD22 - ADG - PRODUCT CUT SHEET

BOW & TOWER 3

0010-1354



DESIGN TIP: The perfect Activator for **every** space design. The product is easily retrofitted into existing play environments.

Optimize water use and maximize play value with Waterplay's on demand button activators. A perfect solutions for reducing water consumption while creating a dynamic play experience. **PUSH** to start the flow of water.

See Specification Sheet for product data.



WATER EFFECT

N/A



INSTALLATION

ZERO-DEPTH

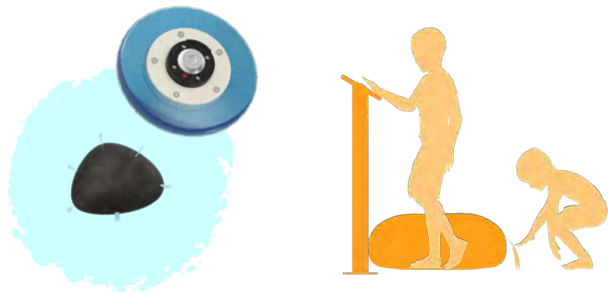


PLAYPHASE™

DETACHABLE MOUNTING SYSTEM

PLAY OPPORTUNITIES:

A beautiful wet stone featuring fun gentle water effects. Stone covers and blasts for a grippy and safe play surface and can be retrofitted over existing ground sprays for a fresh new look. They are available individually but make the best impression when paired in groups of three.



COGNITIVE



PHYSICAL

Play is fundamental in childhood development, health and wellbeing. Waterplay products are designed using research that supports cognitive, social and emotional, creative and physical growth. The above icons represent the leading attributes associated with this play feature.

PLAY ZONES:



DEVELOPMENT



DISCOVERY



EXPLORATION



ADVENTURE

CATEGORY: Activators

PRODUCT LINE: Freestanding Play & Water Mangement



1.800.590.5552 (USA & CAN) | +1 (250) 712.3393 (INTL)
info@waterplay.com | www.waterplay.com

For full product specification details, please refer to the product specification document. Due to our continuing product improvement program, Waterplay reserves the right to change the product specifications without notice. All product designs at all times remain the property of Waterplay or are used under license and cannot be used or reproduced without written permission.

SD23 - ADG - PRODUCT CUT SHEET

WATER-POST

0010-0369

At a height of 6'3" (192cm), the Spiral Tunnel is fun for all ages and abilities.

The perfect Activator for **every** space design.

Optimize water use and maximize play value with Waterplay's on demand button activators.

A perfect solutions for reducing water consumption while creating a dynamic play experience. **PUSH** to start the flow of water.



See Specification Sheet for product data.



WATER EFFECT

N/A



INSTALLATION

ZERO-DEPTH




PLAYPHASE™

DETACHABLE MOUNTING SYSTEM

PLAY OPPORTUNITIES:

Get the water flowing with the Power Post. Waterplayers enjoy the cool water spray of multiple nozzles as they run through while helping optimize water use on the play pad.



COGNITIVE



PHYSICAL

Play is fundamental in childhood development, health and wellbeing. Waterplay products are designed using research that supports cognitive, social and emotional, creative and physical growth. The above icons represent the leading attributes associated with this play feature.

PLAY ZONES:



DEVELOPMENT



DISCOVERY



EXPLORATION



ADVENTURE

CATEGORY: Activators

PRODUCT LINE: Freestanding Play & Water Mangement



1.800.590.5552 (USA & CAN) | +1 (250) 712.3393 (INTL)
info@waterplay.com | www.waterplay.com

For full product specification details, please refer to the product specification document. Due to our continuing product improvement program, Waterplay reserves the right to change the product specifications without notice. All product designs at all times remain the property of Waterplay or are used under license and cannot be used or reproduced without written permission.

SD24 - ADG - PRODUCT CUT SHEET

POWER POST

0010-8038



The perfect Activator for **every** space design.

Optimize water use and maximize play value with Waterplay's on demand button activators.

A perfect solutions for reducing water consumption while creating a dynamic play experience. **PUSH** to start the flow of water.

See Specification Sheet for product data.



WATER EFFECT

N/A



INSTALLATION

ZERO-DEPTH




PLAYPHASE™

DETACHABLE MOUNTING SYSTEM

PLAY OPPORTUNITIES:

Get the water flowing with the Power Post. This elegant arching feature adds a marine aesthetic to the play pad while its Aqualure™ flush button activator increases interactivity while helping optimize water use on the play pad. fin sprays down onto waterplayers below.



COGNITIVE



PHYSICAL

Play is fundamental in childhood development, health and wellbeing. Waterplay products are designed using research that supports cognitive, social and emotional, creative and physical growth. The above icons represent the leading attributes associated with this play feature.

PLAY ZONES:



DEVELOPMENT



DISCOVERY



EXPLORATION



ADVENTURE

CATEGORY: Activators

PRODUCT LINE: Freestanding Play & Water Mangement



1.800.590.5552 (USA & CAN) | +1 (250) 712.3393 (INTL)
info@waterplay.com | www.waterplay.com

For full product specification details, please refer to the product specification document. Due to our continuing product improvement program, Waterplay™ reserves the right to change the product specifications without notice. All product designs at all times remain the property of Waterplay or are used under license and cannot be used or reproduced without written permission.

SD25 - ADG - PRODUCT CUT SHEET

CHARLOTTE'S WEB

0010-1354

Cluster ground sprays together to create exciting water experiences for users of all abilities. Ground sprays are a perfect addition to any play zone and create natural gathering areas for exploration and communal play.

The perfect Activator for **every** space design.

Optimize water use and maximize play value with Waterplay's on demand button activators.

A perfect solutions for reducing water consumption while creating a dynamic play experience. **PUSH** to start the flow of water.



See Specification Sheet for product data.



WATER EFFECT

N/A



INSTALLATION

ZERO-DEPTH




PLAYPHASE™

DETACHABLE MOUNTING SYSTEM

PLAY OPPORTUNITIES:

Charlotte's Web creates a wide-spread, circular water pattern reminiscent of a spider shooting its web—perfect for imaginative play spaces while helping optimize water use on the play pad.



COGNITIVE



PHYSICAL

Play is fundamental in childhood development, health and wellbeing. Waterplay products are designed using research that supports cognitive, social and emotional, creative and physical growth. The above icons represent the leading attributes associated with this play feature.

PLAY ZONES:



DEVELOPMENT



DISCOVERY



EXPLORATION



ADVENTURE

CATEGORY: Activators

PRODUCT LINE: Freestanding Play & Water Management

WATERPLAY
BY **MAKER**

1.800.590.5552 (USA & CAN) | +1 (250) 712.3393 (INTL)
info@waterplay.com | www.waterplay.com

For full product specification details, please refer to the product specification document. Due to our continuing product improvement program, Waterplay™ reserves the right to change the product specifications without notice. All product designs at all times remain the property of Waterplay or are used under license and cannot be used or reproduced without written permission.

SD26 - ADG - PRODUCT CUT SHEET

POWER POSTANO

0010-7395



The perfect Activator for **every** space design.

Optimize water use and maximize play value with Waterplay's on demand button activators.

A perfect solutions for reducing water consumption while creating a dynamic play experience. **PUSH** to start the flow of water.



COVER THE NOZZLES TO MAKE THE SPRAY SHOOT HIGHER!

See Specification Sheet for product data.



WATER EFFECT

N/A



INSTALLATION

ZERO-DEPTH





PLAYPHASE™

DETACHABLE MOUNTING SYSTEM

PLAY OPPORTUNITIES:

Encourage teamwork! Waterplayers cover the nozzle of the Green Volcano to send the centre nozzle shooting into the air. While helping optimize water use on the play pad.



COGNITIVE



PHYSICAL

Play is fundamental in childhood development, health and wellbeing. Waterplay products are designed using research that supports cognitive, social and emotional, creative and physical growth. The above icons represent the leading attributes associated with this play feature.

PLAY ZONES:



DEVELOPMENT



DISCOVERY



EXPLORATION



ADVENTURE

CATEGORY: Activators

PRODUCT LINE: Freestanding Play & Water Mangement

WATERPLAY
BY **MAKER**

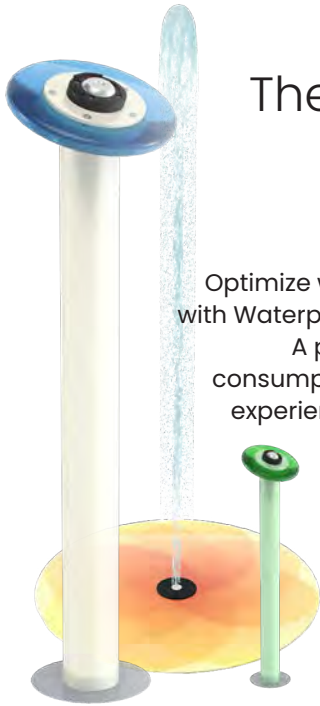
1.800.590.5552 (USA & CAN) | +1 (250) 712.3393 (INTL)
info@waterplay.com | www.waterplay.com

For full product specification details, please refer to the product specification document. Due to our continuing product improvement program, Waterplay™ reserves the right to change the product specifications without notice. All product designs at all times remain the property of Waterplay or are used under license and cannot be used or reproduced without written permission.

SD27 - ADG - PRODUCT CUT SHEET

POWERPOST

0010-7354



The perfect Activator for **every** space design.

Optimize water use and maximize play value with Waterplay's on demand button activators.

A perfect solutions for reducing water consumption while creating a dynamic play experience. **PUSH** to start the flow of water.

ENHANCE THEMING WITH A LIP PAD GROUND SPRAY AND GRAPHIC COMBO

See Specification Sheet for product data.



WATER EFFECT

N/A



INSTALLATION

ZERO-DEPTH



PLAYPHASE™

DETACHABLE MOUNTING SYSTEM

PLAY OPPORTUNITIES:

Get the water flowing with the Power Post. This classic 2.5' (61cm) increases interactivity while helping optimize water use on the play pad.



COGNITIVE



PHYSICAL

Play is fundamental in childhood development, health and wellbeing. Waterplay products are designed using research that supports cognitive, social and emotional, creative and physical growth. The above icons represent the leading attributes associated with this play feature.

PLAY ZONES:



DEVELOPMENT




DISCOVERY



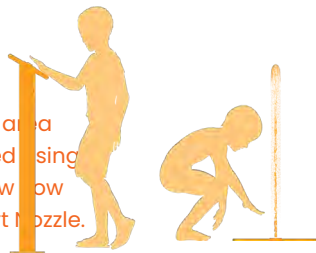
EXPLORATION



ADVENTURE



Spray area estimated using ultra low flow Solo Spurt nozzle.



CATEGORY: Activators

PRODUCT LINE: Freestanding Play & Water Mangement



1.800.590.5552 (USA & CAN) | +1 (250) 712.3393 (INTL)
info@waterplay.com | www.waterplay.com

For full product specification details, please refer to the product specification document. Due to our continuing product improvement program, Waterplay™ reserves the right to change the product specifications without notice. All product designs at all times remain the property of Waterplay or are used under license and cannot be used or reproduced without written permission.

SD28 - ADG - PRODUCT CUT SHEET

MONSTER

0010-7380

Cluster ground sprays together to create exciting water effects for users of all ages. Ground sprays are a perfect addition to any play zone and create natural gathering areas for exploration and communal play.

The perfect Activator for **every** space design.

Optimize water use and maximize play value with Waterplay's on demand button activators.

A perfect solutions for reducing water consumption while creating a dynamic play experience. **PUSH** to start the flow of water.



See Specification Sheet for product data.



WATER EFFECT

N/A



INSTALLATION

ZERO-DEPTH



PLAYPHASE™

DETACHABLE MOUNTING SYSTEM

PLAY OPPORTUNITIES:

The Monster Growing sprayer creates a gentle bubbling effect perfect for tactile stimulation and discovery zones while helping to minimize water use on the play pad.



COGNITIVE



PHYSICAL

Play is fundamental in childhood development, health and wellbeing. Waterplay products are designed using research that supports cognitive, social and emotional, creative and physical growth. The above icons represent the leading attributes associated with this play feature.

PLAY ZONES:



DEVELOPMENT




DISCOVERY



EXPLORATION



ADVENTURE



CATEGORY: Activators

PRODUCT LINE: Freestanding Play & Water Mangement



1.800.590.5552 (USA & CAN) | +1 (250) 712.3393 (INTL)
info@waterplay.com | www.waterplay.com

For full product specification details, please refer to the product specification document. Due to our continuing product improvement program, Waterplay™ reserves the right to change the product specifications without notice. All product designs at all times remain the property of Waterplay or are used under license and cannot be used or reproduced without written permission.

SD29 - ADG - PRODUCT CUT SHEET

POWER POSTEL 4

0010-7396



Optimize water use and maximize play value with Waterplay's on demand button activators. A perfect solutions for reducing water consumption while creating a dynamic play experience. **PUSH** to start the flow of water.

See Specification Sheet for product data.



WATER EFFECT

N/A



INSTALLATION

ZERO-DEPTH



PLAYPHASE™


DETACHABLE MOUNTING SYSTEM

PLAY OPPORTUNITIES:

Four times the fun! The Spray Tunnel features an angled nozzle for those looking for a water tunnel or upright classic park activator increases interactivity while helping optimize water use on the play pad.

NOZZLE COMPATIBILITY

Compatible with any 2.5" nozzle



COGNITIVE



PHYSICAL

Play is fundamental in childhood development, health and wellbeing. Waterplay products are designed using research that supports cognitive, social and emotional, creative and physical growth. The above icons represent the leading attributes associated with this play feature.

PLAY ZONES:



DEVELOPMENT



DISCOVERY



EXPLORATION



ADVENTURE

CATEGORY: Activators

PRODUCT LINE: Freestanding Play & Water Mangement



1.800.590.5552 (USA & CAN) | +1 (250) 712.3393 (INTL)
 info@waterplay.com | www.waterplay.com

For full product specification details, please refer to the product specification document. Due to our continuing product improvement program, Waterplay reserves the right to change the product specifications without notice. All product designs at all times remain the property of Waterplay or are used under license and cannot be used or reproduced without written permission.

SD30 - ADG - PRODUCT CUT SHEET

POWER POSTEL 8

0010-1397

RUN THROUGH OR
SPRAYER!

The perfect Activator
for **every** space
design.

Optimize water use and maximize play value
with Waterplay's on demand button activators.

A perfect solutions for reducing water
consumption while creating a dynamic play
experience. **PUSH** to start the flow of water.



See Specification Sheet for product data.



WATER EFFECT

N/A



INSTALLATION

ZERO-DEPTH



PLAYPHASE™


DETACHABLE MOUNTING SYSTEM

PLAY OPPORTUNITIES:

Eight times the fun! The Spray Tunnel features an angled nozzle for those looking for a water tunnel, or upright spray to create a wall of water while helping optimize water use on the play pad.

NOZZLE COMPATIBILITY

Compatible with any 2.5" nozzle



COGNITIVE



PHYSICAL

Play is fundamental in childhood development, health and wellbeing. Waterplay products are designed using research that supports cognitive, social and emotional, creative and physical growth. The above icons represent the leading attributes associated with this play feature.

PLAY ZONES:



DEVELOPMENT



DISCOVERY



EXPLORATION



ADVENTURE

CATEGORY: Activators

PRODUCT LINE: Freestanding Play & Water Mangement

WATERPLAY
BY **MAKER**

1.800.590.5552 (USA & CAN) | +1 (250) 712.3393 (INTL)
info@waterplay.com | www.waterplay.com

For full product specification details, please refer to the product specification document. Due to our continuing product improvement program, Waterplay™ reserves the right to change the product specifications without notice. All product designs at all times remain the property of Waterplay or are used under license and cannot be used or reproduced without written permission.

SD31 - ADG - PRODUCT CUT SHEET

BOWLE POBBAY

0010-7383

Cluster ground sprays together to create exciting water experiences for users of all abilities. Ground sprays are a perfect addition to any play zone and create natural gathering areas for exploration and communal play.

The perfect Activator for **every** space design.

Optimize water use and maximize play value with Waterplay's on demand button activators.

A perfect solutions for reducing water consumption while creating a dynamic play experience. **PUSH** to start the flow of water.



See Specification Sheet for product data.



WATER EFFECT

N/A



INSTALLATION

ZERO-DEPTH

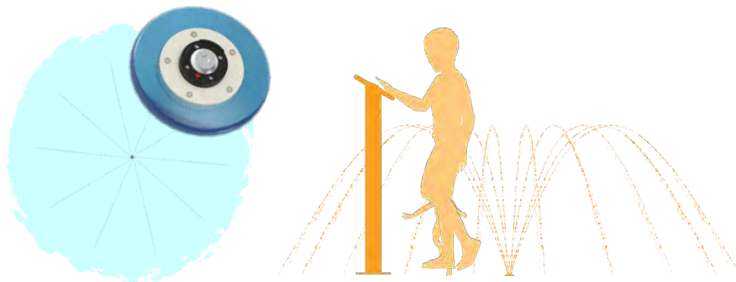


PLAYPHASE™

DETACHABLE MOUNTING SYSTEM

PLAY OPPORTUNITIES:

The Starlet Spray's 10 streams of water create a beautiful and playful water effect that looks like a shimmering star. This classic park activator increases interactivity while helping optimize water use on the play pad.



COGNITIVE



PHYSICAL

Play is fundamental in childhood development, health and wellbeing. Waterplay products are designed using research that supports cognitive, social and emotional, creative and physical growth. The above icons represent the leading attributes associated with this play feature.

PLAY ZONES:



DEVELOPMENT



DISCOVERY



EXPLORATION



ADVENTURE

CATEGORY: Activators

PRODUCT LINE: Freestanding Play & Water Mangement



1.800.590.5552 (USA & CAN) | +1 (250) 712.3393 (INTL)
info@waterplay.com | www.waterplay.com

For full product specification details, please refer to the product specification document. Due to our continuing product improvement program, Waterplay reserves the right to change the product specifications without notice. All product designs at all times remain the property of Waterplay or are used under license and cannot be used or reproduced without written permission.

SD32 - ADG - PRODUCT CUT SHEET

POWER POST

0010-8884



The perfect Activator for **every** space design.

Optimize water use and maximize play value with Waterplay's on demand button activators.

A perfect solutions for reducing water consumption while creating a dynamic play experience. **PUSH** to start the flow of water.



See Specification Sheet for product data.



WATER EFFECT

N/A



INSTALLATION

ZERO-DEPTH




PLAYPHASE™

DETACHABLE MOUNTING SYSTEM

PLAY OPPORTUNITIES:

It's a team effort! Grab your friends and cover the nozzles of the Team Effect to send the spray higher. This classic park activator increases interactivity while helping optimize water use on the play pad.



COGNITIVE



PHYSICAL

Play is fundamental in childhood development, health and wellbeing. Waterplay products are designed using research that supports cognitive, social and emotional, creative and physical growth. The above icons represent the leading attributes associated with this play feature.

PLAY ZONES:



DEVELOPMENT



DISCOVERY



EXPLORATION



ADVENTURE

CATEGORY: Activators

PRODUCT LINE: Freestanding Play & Water Mangement



1.800.590.5552 (USA & CAN) | +1 (250) 712.3393 (INTL)
info@waterplay.com | www.waterplay.com

For full product specification details, please refer to the product specification document. Due to our continuing product improvement program, Waterplay reserves the right to change the product specifications without notice. All product designs at all times remain the property of Waterplay or are used under license and cannot be used or reproduced without written permission.

SD33 - ADG - PRODUCT CUT SHEET

POWERPOST

0010-7386

Cluster ground sprays together to create exciting water experiences for users of all abilities. Ground sprays are a perfect addition to any play zone and create natural gathering areas for exploration and communal play.

The perfect Activator for **every** space design.

Optimize water use and maximize play value with Waterplay's on demand button activators.

A perfect solutions for reducing water consumption while creating a dynamic play experience. **PUSH** to start the flow of water.



See Specification Sheet for product data.



WATER EFFECT

N/A



INSTALLATION

ZERO-DEPTH




PLAYPHASE™

DETACHABLE MOUNTING SYSTEM

PLAY OPPORTUNITIES:

Waterplay's Activator, the Wave and Postage Waterplay activator, decreases and plateaus they jump helping to utilize water in the playpad. high play value with low water consumption.



COGNITIVE



PHYSICAL

Play is fundamental in childhood development, health and wellbeing. Waterplay products are designed using research that supports cognitive, social and emotional, creative and physical growth. The above icons represent the leading attributes associated with this play feature.

PLAY ZONES:



DEVELOPMENT



DISCOVERY



EXPLORATION



ADVENTURE

CATEGORY: Activators

PRODUCT LINE: Freestanding Play & Water Mangement



1.800.590.5552 (USA & CAN) | +1 (250) 712.3393 (INTL)
info@waterplay.com | www.waterplay.com

For full product specification details, please refer to the product specification document. Due to our continuing product improvement program, Waterplay reserves the right to change the product specifications without notice. All product designs at all times remain the property of Waterplay or are used under license and cannot be used or reproduced without written permission.

SD34 - ADG - PRODUCT CUT SHEET

POWER POST

0010-7389

Cluster ground sprays together to create exciting water experiences for users of all abilities. Ground sprays are a perfect addition to any play zone and a natural gathering areas for exploration and communal play.

The perfect Activator for **every** space design.

Optimize water use and maximize play value with Waterplay's on demand button activators.

A perfect solutions for reducing water consumption while creating a dynamic play experience. **PUSH** to start the flow of water.



See Specification Sheet for product data.



WATER EFFECT

N/A



INSTALLATION

ZERO-DEPTH




PLAYPHASE™

DETACHABLE MOUNTING SYSTEM

PLAY OPPORTUNITIES:

Get the water flowing with the Power Post. This slip, making a low-impact activator in a less targeted way while helping optimize water use on the play pad.



COGNITIVE



PHYSICAL

Play is fundamental in childhood development, health and wellbeing. Waterplay products are designed using research that supports cognitive, social and emotional, creative and physical growth. The above icons represent the leading attributes associated with this play feature.

PLAY ZONES:



DEVELOPMENT



DISCOVERY



EXPLORATION



ADVENTURE

CATEGORY: Activators

PRODUCT LINE: Freestanding Play & Water Mangement



1.800.590.5552 (USA & CAN) | +1 (250) 712.3393 (INTL)
info@waterplay.com | www.waterplay.com

For full product specification details, please refer to the product specification document. Due to our continuing product improvement program, Waterplay reserves the right to change the product specifications without notice. All product designs at all times remain the property of Waterplay or are used under license and cannot be used or reproduced without written permission.

SD35 - ADG - PRODUCT CUT SHEET

POWERPOST™

0010-0807

ANCHORING SYSTEM



The perfect Activator for **every** space design.

Optimize water use and maximize play value with Waterplay's on demand button activators. The perfect solutions for reducing water consumption while creating a dynamic play experience. **PUSH** to start the flow of water.



See Specification Sheet for product data.



WATER EFFECT

N/A



INSTALLATION

ZERO-DEPTH



PLAYPHASE™

DETACHABLE MOUNTING SYSTEM

playPHASE™, a flush-to-grade anchoring

PLAY OPPORTUNITIES:

Prepare your project site before the spray features arrive. Get the water flowing with the Power Post. This classic park activator increases interactivity while helping optimize water use on the play pad.



Compatible with any Waterplay aquatic feature



Simplified installation for a perfect connect & pour every time



playPHASE™ works with low, medium and high flow rates



COGNITIVE



PHYSICAL

Play is fundamental in childhood development, health and wellbeing. Waterplay products are designed using research that supports cognitive, social and emotional, creative and physical growth. The above icons represent the leading attributes associated with this play feature.

PLAY ZONES:



DEVELOPMENT



DISCOVERY



EXPLORATION



ADVENTURE

CATEGORY: Activators

PRODUCT LINE: Freestanding Play & Water Management



1.800.590.5552 (USA & CAN) | +1 (250) 712.3393 (INTL)
info@waterplay.com | www.waterplay.com

For full product specification details, please refer to the product specification document. Due to our continuing product improvement program, Waterplay reserves the right to change the product specifications without notice. All product designs at all times remain the property of Waterplay or are used under license and cannot be used or reproduced without written permission.

SD36 - ADG - PRODUCT CUT SHEET

POWER POST CHOOSE A PLAYPHASE™

0010-1854

SETTING TO MEET PROJECT TIMELINES
DESIGN FOR FUTURE EXPANSIONS AND
EASILY RETROFIT OR UPDATE YOUR SP
design.

Optimize water use and maximize play value with Waterplay's on demand button activators. A perfect solutions for reducing water consumption while creating a dynamic play experience. **PUSH** to start the flow of water.



See Specification Sheet for product data.



WATER EFFECT

N/A



INSTALLATION

ZERO-DEPTH



PLAYPHASE™


DETACHABLE MOUNTING SYSTEM

PLAY OPPORTUNITIES:

Get the water flowing with the Power Post. This classic park activator increases interactivity while helping optimize water use on the play pad.

low flow playPHASE
geyser spray

medium flow playPHASE
geyser spray



COGNITIVE



PHYSICAL

Play is fundamental in childhood development, health and wellbeing. Waterplay products are designed using research that supports cognitive, social and emotional, creative and physical growth. The above icons represent the leading attributes associated with this play feature.

PLAY ZONES:



DEVELOPMENT



DISCOVERY



EXPLORATION



ADVENTURE

CATEGORY: Activators

PRODUCT LINE: Freestanding Play & Water Mangement



1.800.590.5552 (USA & CAN) | +1 (250) 712.3393 (INTL)
info@waterplay.com | www.waterplay.com

For full product specification details, please refer to the product specification document. Due to our continuing product improvement program, Waterplay reserves the right to change the product specifications without notice. All product designs at all times remain the property of Waterplay or are used under license and cannot be used or reproduced without written permission.

SD37 - ADG - PRODUCT CUT SHEET