

## Useful Websites

The following sites contain the ADA Standards and other information:

- ADA Standards (1991 & 2010)  
<http://www.ada.gov/stdspdf.htm> or  
<http://www.access-board.gov/ada/>
- Readily Achievable Barrier Removal & Van Accessible Parking Spaces (1996)  
<http://www.ada.gov/adata1.pdf>
- ADA Update: Primer for Small Business  
<http://www.ada.gov/regs2010/smallbusiness/smallbusprimer2010.htm>
- Checklist based on the 2010 ADA Standards for Accessible Design  
<http://www.adachecklist.org/>
- Checklist based on the 1991 ADA Standards for Accessible Design  
<http://www.ada.gov/racheck.pdf>
- Maryland Accessibility Code  
[http://www.dsd.state.md.us/comar/SubtitleSeArch.aspx?search=05.02.02.\\*](http://www.dsd.state.md.us/comar/SubtitleSeArch.aspx?search=05.02.02.*)

Note: Some of the references refer to the 1991 ADA Standards.



## Resources

United States Access Board  
202-272-0080: Voice  
[www.access-board.gov](http://www.access-board.gov)

U.S. Department of Labor  
Website for disability-related information  
866-633-7365: Voice  
[www.Disability.Gov](http://www.Disability.Gov)

U.S. Department of Justice  
Disability Rights Section  
800-514-0301 (voice)  
[www.ada.gov](http://www.ada.gov)

Questions about the ADA  
Mid-Atlantic ADA Center  
800-949-4232 (voice/TTY)  
[www.adainfo.org](http://www.adainfo.org)



Anne Arundel County  
Department of Aging and Disabilities  
2666 Riva Road, Suite 400  
Annapolis, MD 21401  
410-222-4383: Voice  
Maryland Relay 7-1-1  
410-222-4360: Fax  
410-222-4626: DIAL

<http://www.aacounty.org/Aging/index.cfm>



## Accessible Restrooms

### ADA UPDATE

This pamphlet was prepared by the Commission on Disability Issues to educate business owners on the new ADA requirements. It addresses some of the requirements for bathrooms. The ADA Standards have many other requirements.

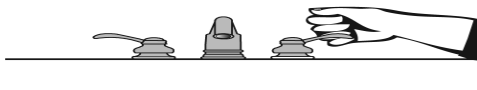
Businesses that provide goods and services to the public are called “public accommodations” in the Americans with Disabilities Act (ADA) and must remove architectural barriers in existing buildings and assure that newly built or altered facilities are accessible to individuals with disabilities. If a facility was built in compliance with the 1991 Standards prior to March 2012, no further modifications are required. Future modifications or alterations must meet the 2010 Standards.

The ADA requires that businesses remove architectural barriers in existing facilities when it is “readily achievable” to do so. Readily achievable means “easily accomplished without much difficulty or expense.” This may include widening a doorway, installing soap dispensers which can be operated with one hand, accessible door hardware or grab bars in a bathroom.

## TOILET/BATHROOMS

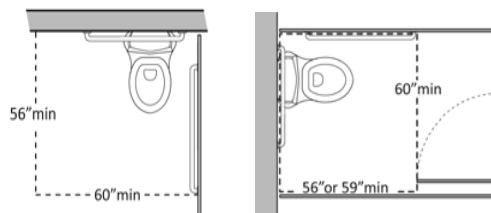
The purpose of the ADA requirements for toilet rooms and water closets is to allow handicapped individuals to safely access the toilet room, the toilet stalls and lavatory and to use the toilet room facilities and equipment. For complete rules see the ADA Standards.

- The minimum clear width of doors shall be 32 inches.
- See Chapter 4: Accessible Routes; Section 404 Doors, Doorways and Gates for maneuvering clearances.
- Door closures shall be adjusted so that from an open position of 90 degrees, the time required to move the door to a position of 12 degrees from the latch is 5 seconds minimum.
- All doors and operable parts of all equipment shall be operable with one hand and shall not require tight grasping, pinching, or twisting of the wrist.



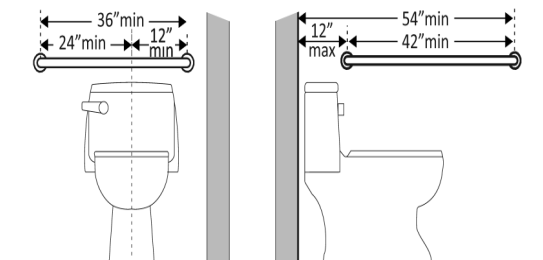
- The force required to open doors and to activate operable parts shall be 5 pounds maximum.
- Hand-operated metering faucets shall remain open for 10 seconds minimum.

- Doors shall not swing into the clear floor space or clearance required for any fixture.
- The water closet shall be positioned with a wall or partition to the rear and to one side.
- The centerline of the water closet shall be 16 inches minimum to 18 inches maximum from the side wall or partition.
- Clearance around a water closet shall be 60 inches minimum measured perpendicular from the side wall and 56 inches minimum measured perpendicular from the rear wall.

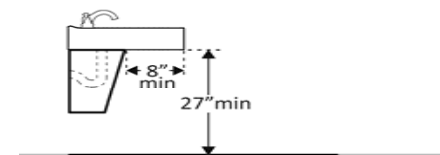


- The required clearance around the water closet shall be permitted to overlap the water closet, associated grab bars, dispensers, sanitary napkin disposal units, coat hooks, shelves, accessible routes, clear floor space and clearances required at other fixtures, and the turning space. No other fixtures or obstructions shall be located within the required water closet clearance.
- The seat height of a water closet above the finish floor shall be 17 inches minimum and 19 inches maximum measured to the top of the seat.

- Grab bars shall be provided on the side wall closest to the water closet and on the rear wall.



- Wheelchair accessible compartments shall be 60 inches wide minimum measured perpendicular to the side wall, and 56 inches deep minimum for wall hung water closets and 59 inches deep minimum for floor mounted water closets measured perpendicular to the rear wall.
- Lavatories and sinks shall be installed with the front of the higher of the rim or counter surface 34 inches maximum above the floor.



- Water supply and drain pipes under lavatories and sinks shall be insulated or otherwise configured to protect against contact. There shall be no sharp or abrasive surfaces under lavatories and sinks.