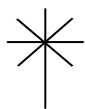
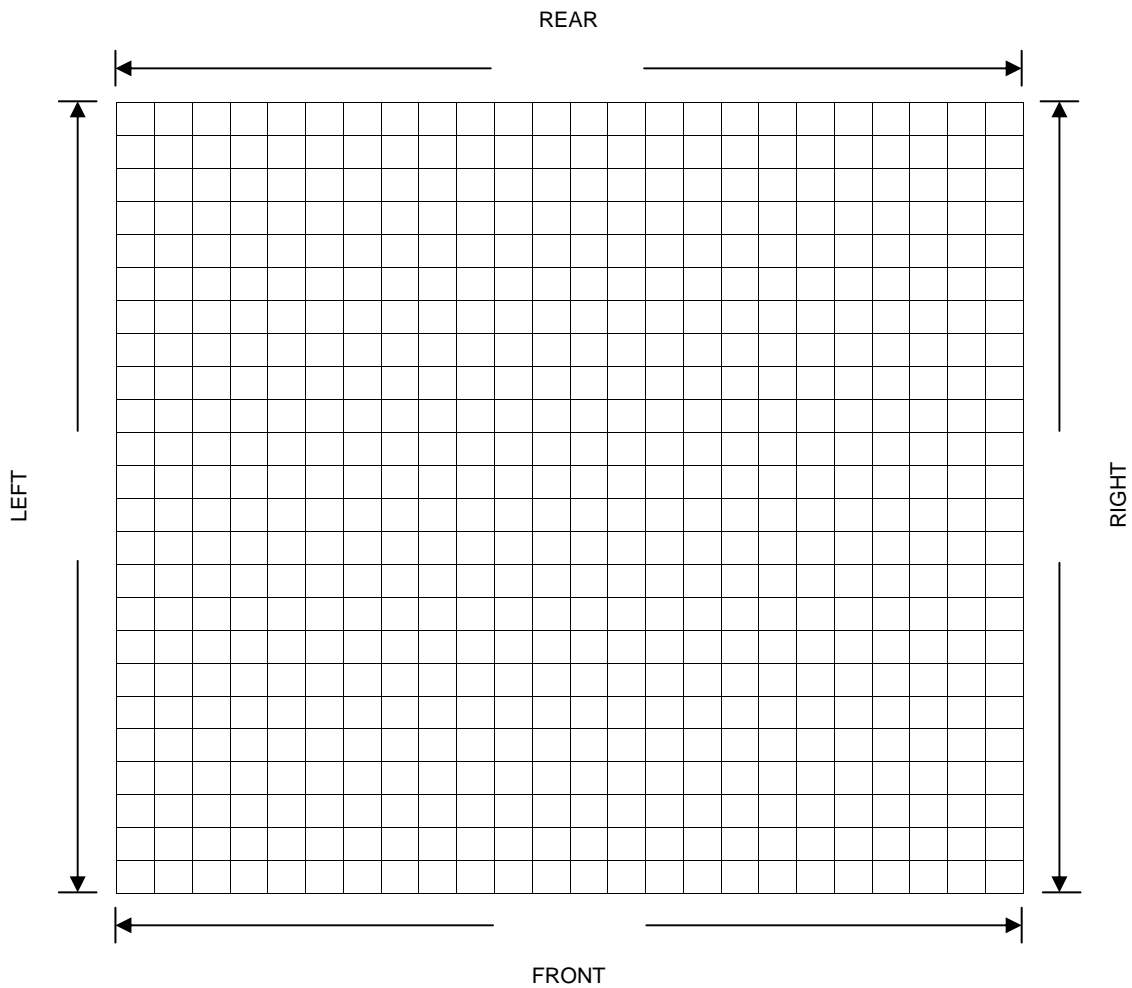
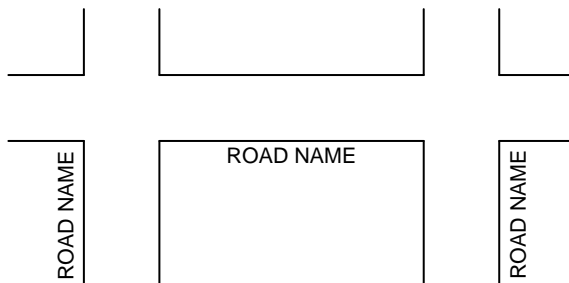


ROADSIDE VENDOR SITE PLAN

1. Draw the shape of the lot if it is irregular.
2. Write the dimensions of the lot in brackets, or if it is irregularly shaped, on the outside of the lines.
3. Show the location and size of any existing structures.
4. Mark the vehicular entrance and exit to the property. Give dimensions.
5. Mark the location, size, and number of all parking spaces.
6. Mark the location of all equipment, structures, merchandise, etc. that will be used by the roadside vendor. Label each.
7. Mark the location of any display sign; size may not exceed 24 square feet.
8. Mark the location of any utility sources, such as electricity, water, and the like. Label each.



MARK
NORTH



CORNER LOT

YES

NO