





# BWI/Linthicum Small Planning Area




## Environmental Areas



### Legend

-  Park Lands
-  Wetland
-  100 Year Floodplain
-  Major Streams
-  Sensitive Area

### Critical Area Designations

-  IDA - Intensely Developed Area
-  LDA - Limited Development Area
-  RCA - Resource Conservation Area

