




FOR MORE INFORMATION,
PLEASE CONTACT THE
STATE BOARD OF ELECTIONS AT
1-800-222-8683

OR YOUR LOCAL
BOARD OF ELECTIONS

ALLEGANY 301-777-5931
ANNE ARUNDEL 410-222-6600
BALTIMORE CITY 410-396-5550
BALTIMORE 410-887-5700
CALVERT 410-535-2214
CAROLINE 410-479-8145
CARROLL 410-386-2080
CECIL 410-996-5310
CHARLES 301-934-8972
DORCHESTER 410-228-2560
FREDERICK 301-694-1005
GARRETT 301-334-6985
HARFORD 410-638-3565
HOWARD 410-313-5820
KENT 410-778-0038
MONTGOMERY 240-777-8500
PRINCE GEORGE'S 301-430-8020
QUEEN ANNE'S 410-758-0832
ST. MARY'S 301-475-7844
SOMERSET 410-651-0767
TALBOT 410-770-8099
WASHINGTON 240-313-2050
WICOMICO 410-548-4830
WORCESTER 410-632-1320

www.elections.state.md.us



Register then Vote




**Maryland State
Board of Elections**
P.O. Box 6486
Annapolis, MD 21401-0486



A Better Way to *VOTE*

Voter Instruction Guide



Maryland **VOTES**

In Touch With The Future

www.elections.state.md.us

Voting Instructions

Maryland's voting system features enhance voter accessibility.

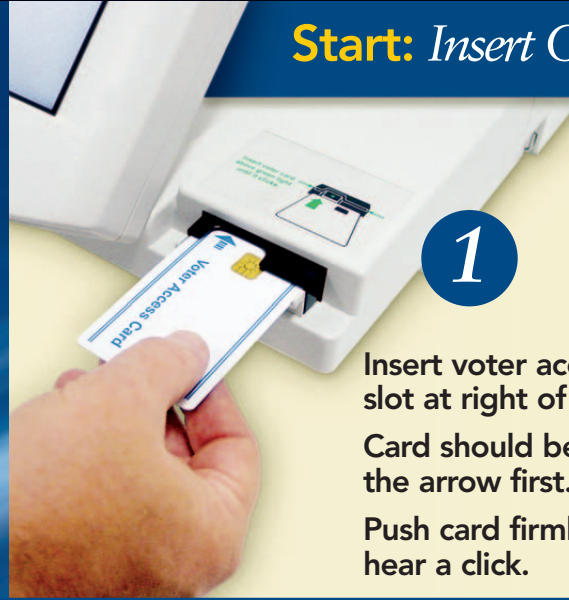
Please ask the election judge about your voting options:



- Audio Ballot with headphones and keypad
- Adjustable Screen for seated voting
- Large Text
- High Contrast




Start: Insert Card



1

Insert voter access card into slot at right of screen.
Card should be face up with the arrow first.
Push card firmly until you hear a click.


Read "Instructions to Voters"



2

Touch "LargeText" to increase text size.
Touch "High Contrast" to view a black and white ballot.
Touch "Next" to access ballot.

Select Candidates or Questions



3


Touch the box next to the candidate or question of your choice.
To change or cancel your selection, touch the box again.

Touch "Next" to advance the ballot page.

Touch "Instructions" to go back to the instructions page.

Touch "Previous" to go to previous screen.

Review & Cast Ballot



4

On "Summary Page," review your choices. If you do not fully vote a contest, "No Vote Cast" will appear in red.

To go back, **Touch** a contest or **Touch "Previous."**

Touch "Cast Ballot" when ready to record your vote.

Once your ballot is "cast," you may not vote again.

Finish: Remove Card



5

Remove the voter access card and return it to the election judge.

