

**Chapter 11 - CMOM Program Self-Audit Report**  
**Appendix 11-A**  
**CMOM Program Overall Performance Measures**

[2008 CMOM file](#)  
[2009 CMOM file](#)

	Goal Year <u>2010</u>	Year <u>2010</u>	Year <u>2009</u>	Year <u>2008</u>	Year <u>2007</u>	Year <u>2006</u>	Year <u>2005</u>
<b>11-A Sewer System Characteristics</b>							
Total Length of Gravity Sewer (miles)	1,204.69	1,204.65	1,194.45	1,184.78	1,174.68	1,165.56	1,118.10
Sewer Service Connections (#)	114,736.00	114,626.00	113,865.00	112,796.00	112,047.00	111,178.00	109,939.00
Total Number of Pump Stations (#)	249.00	249.00	252.00	251.00	247.00	245.00	244.00
<b>11-A.1 Overflows and Basement Backups</b>							
<b>11-A.1.1 Overflows and Basement Backups Data</b>							
Mainline Blockage SSO's (#)	11	12	14	11	9	4	7
Pipe Structural Failure SSO's (#)	11	14	10	13	8	11	40
Pump Station / WRF Failure SSO's (#)	0	12	0	6	7	3	4
Service Connection Blockage SSO's (#)	5	0	1	8	6	11	15
Total Number of Overflows (#)	27	38	25	38	30	29	66
Total Volume of Overflows (gallons)	150,000	295,605	192,820	215,950	156,558	58,025	3,253,930
Basement Backups (#)	80.00	12.00	59.00	128.00	62.00	61.00	105.00
<b>11-A.1.2 Overflows and Basement Backups Performance</b>							
Mainline Blockage SSO's (# / 100 mi / yr)	0.91	1.00	1.17	0.93	0.77	0.34	0.63
Pipe Structural Failure SSO's (# / 100 mi / yr)	0.91	1.16	0.84	1.10	0.68	0.94	3.58
Pump Station / WRF Failure SSO's (# / PS / yr)	0.00	0.05	0.00	0.02	0.03	0.01	0.02
Service Connection Blockage SSO's (# / 100,000 connections / yr)	4.36	0.00	0.88	7.09	5.35	9.89	13.64
Basement Backups (# / 100,000 connections / yr)	69.73	10.47	51.82	113.48	55.33	54.87	95.51
<b>11-A.2 Gravity Sewer Blockages</b>							
<b>11-A.2.1 Gravity Sewer Blockages Data</b>							

**11-A.2.1.1 Gravity Sewer Blockages Data - Sewer Main**

Sewer Main Blockages (#)	65.00	55.00	63.00	48.00	58.00	68.00	122.00
--------------------------	-------	-------	-------	-------	-------	-------	--------

**11-A.2.1.2 Gravity Sewer Blockages Data - Service Connections**

Service Connection Blockages (#) Private	600.00	336.00	438.00	483.00	485.00	736.00	831.00
Service Connection Blockages (#) Public	1,800.00	1,348.00	1,764.00	2,039.00	2,007.00	1,884.00	1,944.00

**11-A.2.1.3 Gravity Sewer Blockages Data - Sewer Maintenance Calls**

Total Sewer Maintenance Calls (#)	3,000.00	2,303.00	3,002.00	3,745.00	3,474.00	3,346.00	5,113.00
-----------------------------------	----------	----------	----------	----------	----------	----------	----------

**11-A.2.2 Gravity Sewer Blockages Performance**

Sewer Main Blockages (# / 100 mi / yr)	5.40	4.57	5.27	4.05	4.94	5.83	10.91
Service Connection Blockages (# / 100,000 connections / yr)	2,091.76	1,469.13	1,933.87	2,235.89	2,224.07	2,356.58	2,524.13

**11-A.3 Pump Station Maintenance**

**11-A.3.1 Pump Station Maintenance Data**

Pump Station Failures (#)	0.00	5.00	0.00	4.00	7.00	3.00	4.00
---------------------------	------	------	------	------	------	------	------

**11-A.3.2 Pump Station Maintenance Performance**

Pump Station Failures (# / PS / yr)	0.00	0.02	0.00	0.02	0.03	0.01	0.02
-------------------------------------	------	------	------	------	------	------	------

**11-A.4 Collection System Preventive Maintenance and I&I Field Work**

**11-A.4.1 Collection System Preventive Maintenance and I&I Field Work Data**

**11-A.4.1.1 Collection System Preventive Maintenance and I&I Field Work Data - Routine Sewer Cleaning**

Rod Cleaning Length (LF)	75,000.00	0.00	13,325.00	126,622.00	78,606.00	117,227.00	230,055.00
Jet-Vac Cleaning Length (LF) County	1,900,000.00	1,564,210.00	1,751,688.00	1,934,718.00	1,611,230.00	1,176,747.00	1,760,375.00
Jet-Vac Cleaning Length (LF) Contract	75,000.00	53,282.00	15,399.00	116,053.00	3,198.00	208,511.00	154,858.00

**11-A.4.1.2 Collection System Preventive Maintenance and I&I Field Work Data - Special Sewer Cleaning ("Specials")**

**11-A.4.1.3 Collection System Preventive Maintenance and I&I Field Work Data - TV Inspection:**

Standard TV Inspection (LF)	100,000.00	123,633.00	107,446.00	96,332.00	90,220.00	102,396.00	66,130.00
Hand-Cable TV Inspection (LF)	80,000.00	87,560.00	68,536.00	95,520.00	50,268.00	47,040.00	27,860.00
Rehabilitation TV Inspection (LF)	80,000.00	53,282.00	149,736.00	116,053.00	3,198.00	209,131.00	140,026.00
TV Inspection Total (LF)	260,000.00	264,475.00	325,718.00	307,905.00	143,686.00	358,567.00	234,016.00

**11-A.4.1.4 Collection System Preventive Maintenance and I&I Field Work Data - Other Task:**

Dye Testing (#)	0.00	2,690.00	0.00	0.00	0.00	10.00	30.00
Root Treatment - Chemical (LF)	70,000.00	70,000.00	67,397.00	72,480.00	127,801.00	70,102.00	64,000.00
Smoke / Fog Testing (LF)	30,000.00	67,218.00	15,263.00	35,190.00	126,039.00	12,403.00	30,000.00
Manhole Inspection (#) County	13,000.00	11,553.00	13,683.00	13,085.00	8,907.00	4,502.00	1,676.00
Manhole Inspection (#) Contractor	0.00	0.00	0.00	0.00	0.00	0.00	0.00
Total Manhole Inspection	13,000.00	11,553.00	13,683.00	13,085.00	8,907.00	4,502.00	1,676.00
Right-of-Way Inspection and Clearing (mi)	0.00	36.06	53.96	75.62	54.06	54.06	53.83

**11-A.4.2 Collection System Preventive Maintenance and I&I Field Work Performance:**

**11-A.5 Collection System Rehabilitation**

**11-A.5.1 Collection System Rehabilitation Data:**

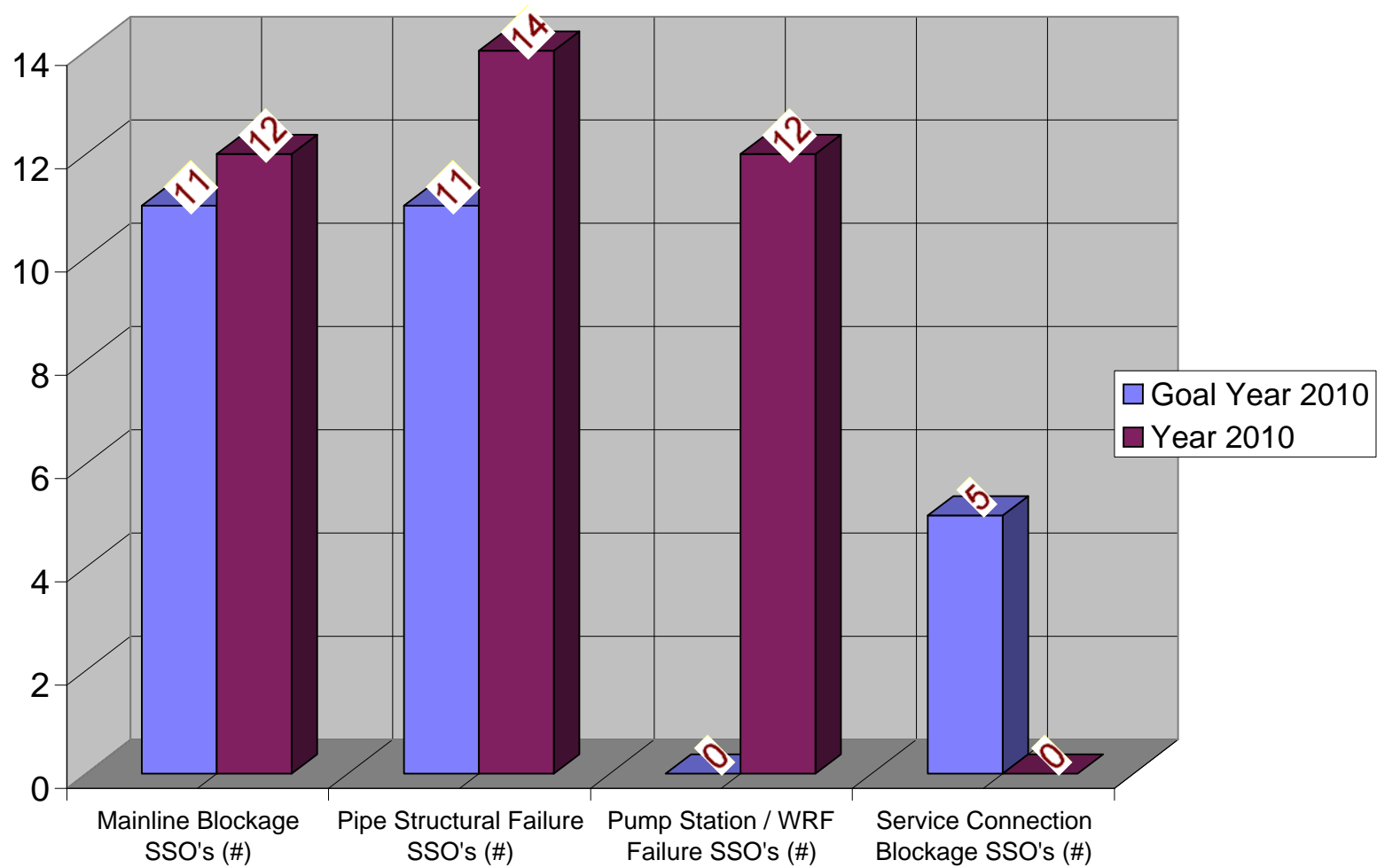
Cured-In-Place-Piping (CIPP) Sewer Pipe Rehabilitation (LF)	0.00	929.00	11,390.00	0.00	3,198.00	35,409.00	41,842.00
Other Sewer Pipe Replacement (LF)	0.00	0.00	1,239.00	475.00	0.00	0.00	0.00
Total Sewer Pipe Rehabilitation (LF)	0.00	929.00	12,629.00	475.00	3,198.00	35,409.00	41,842.00
Point Repairs (#)	80.00	98.00	79.00	81.00	105.00	112.00	113.00
Manhole Rehabilitations (#)	300.00	251.00	1,285.00	152.00	188.00	152.00	297.00
Service Connection Repair & Rehabilitation (#)	400.00	541.00	323.00	497.00	334.00	345.00	447.00

**11-A.5.2 Collection System Rehabilitation Performance:**

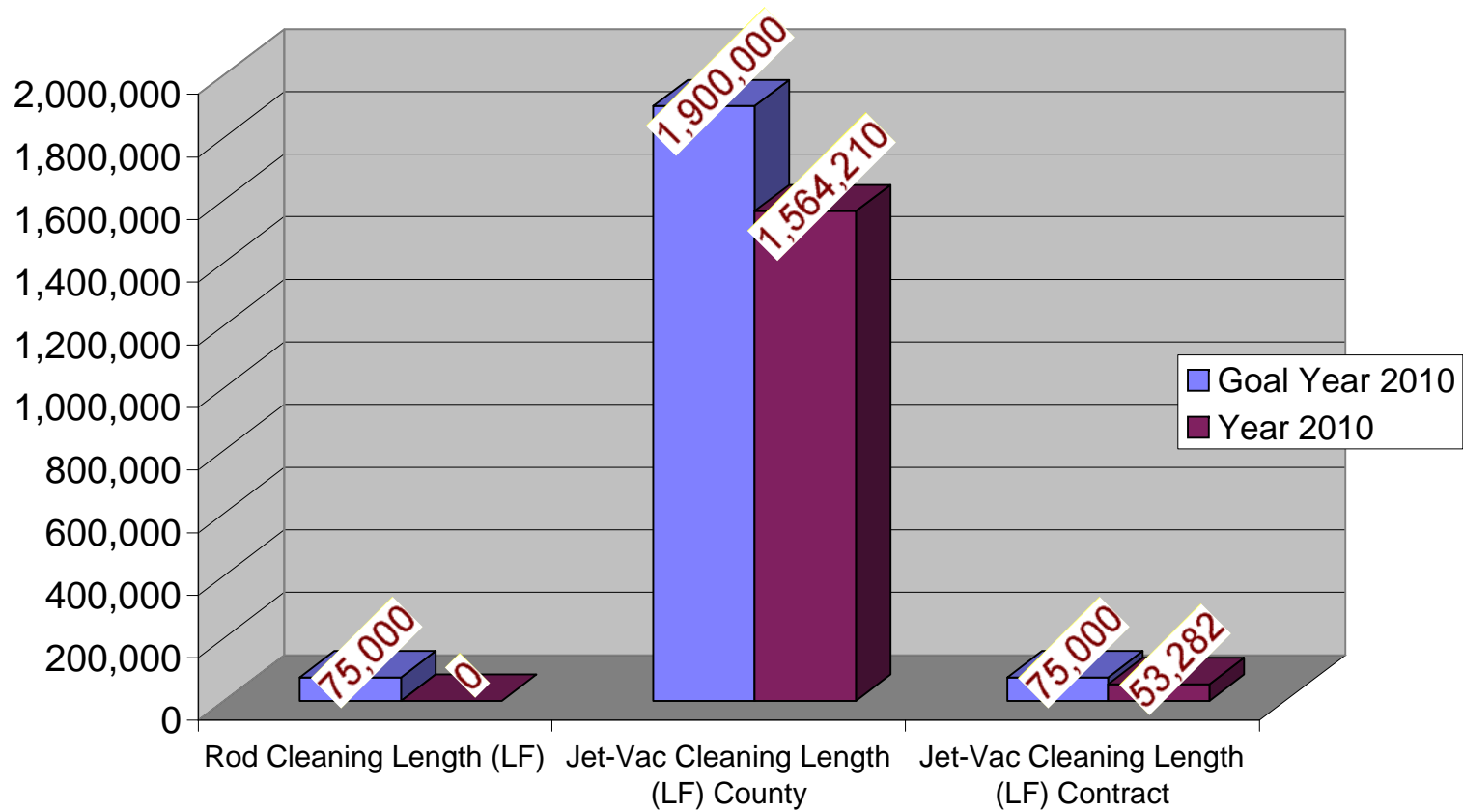
**Notes:**

The intent of this table is to provide a 5-year running total plus current year actual and goal data.  
N/A = Not Available

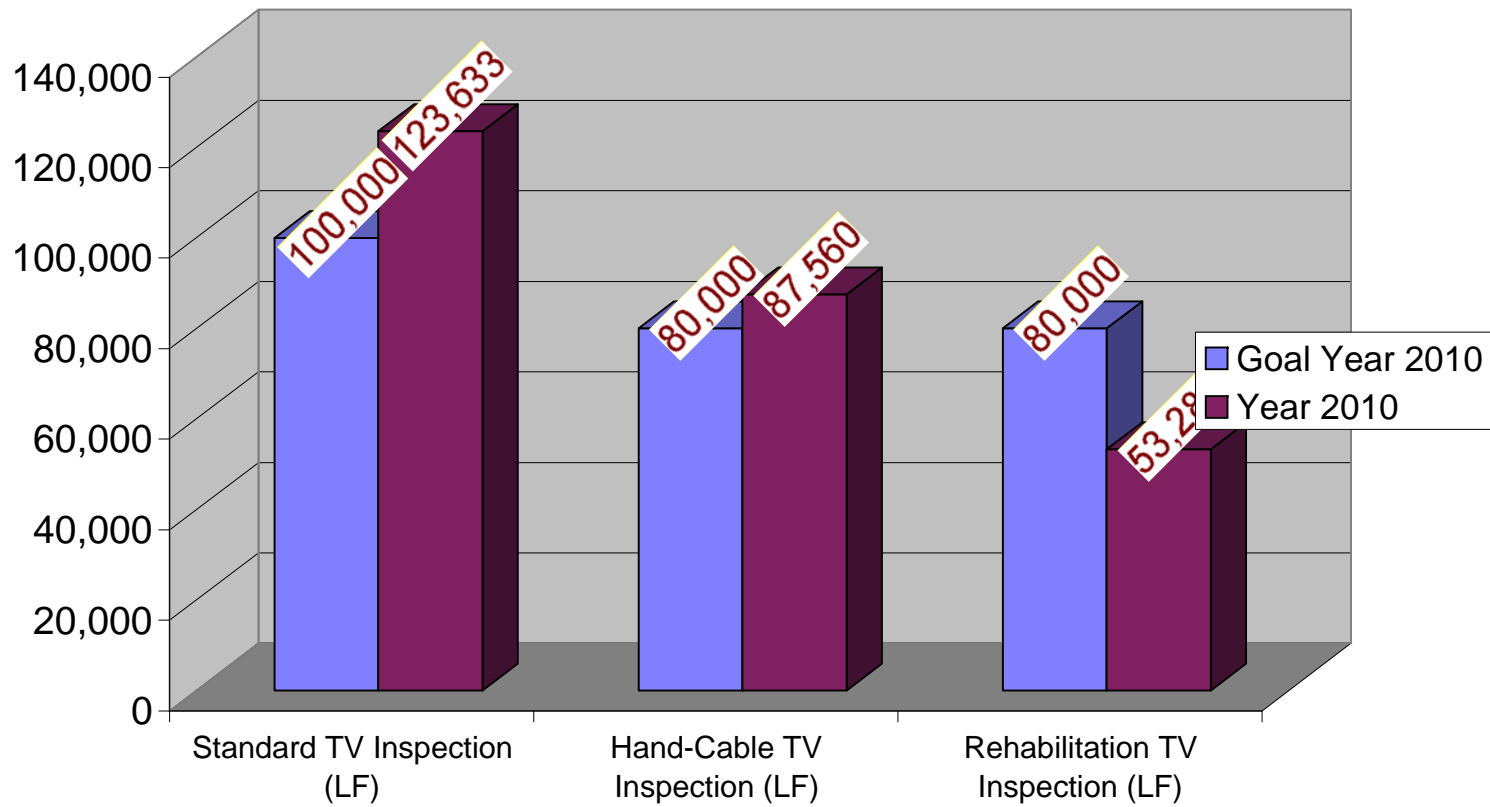
### Sanitary Sewer Overflows



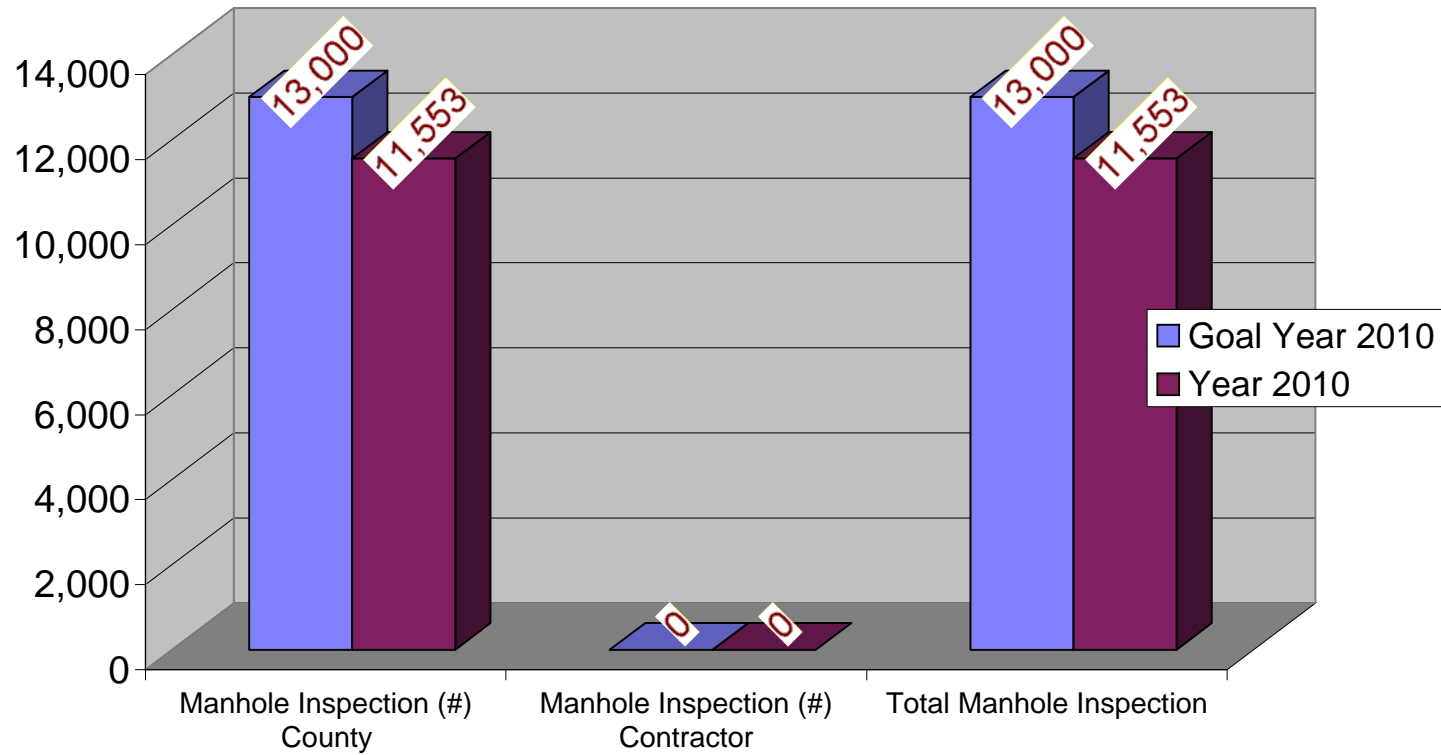
## Collection System PM & I&I Field Work Routine Sewer Cleaning



## Collection System PM & I&I Field Work TV Inspection



## Collection System PM & I&I Field Work Other Tasks



## Collection System Rehabilitation Data

