

Board of Education

Project Title	Page	Project Title	Page
Additions	225	Rolling Knolls ES	222
Aging Schools	215	Roof Replacement	206
All Day K and Pre K	201	School Bus Replacement	210
Arnold ES	232	School Furniture	212
Asbestos Abatement	208	School Playgrounds	234
Athletic Stadium Improvements	226	Security Related Upgrades	203
Auditorium Seating Replacement	233	Severna Park HS	224
Barrier Free	209	TIMS Electrical	216
Benfield ES	200	Tyler Heights ES	236
Building Systems Renov	204	Upgrade Various Schools	213
Crofton Area HS	238	Vehicle Replacement	214
Crofton ES	220	West Annapolis ES	223
Drwy & Park Lots	227		
Edgewater ES	235		
George Cromwell ES	230		
Health & Safety	202		
Health Room Modifications	211		
High Point ES	229		
Hillsmere ES	242		
Jessup ES	231		
Lothian ES	219		
Maintenance Backlog	205		
Manor View ES	228		
Mills-Parole ES	221		
Mt. Rd. Corridor ES	244		
Northeast HS	218		
Old Mill West HS	240		
Open Space Classrm. Enclosures	217		
PS Military Installation Grant	239		
Quarterfield ES	241		
Relocatable Classrooms	207		
Richard Henry Lee ES	237		
Rippling Woods ES	243		

This page intentionally blank

Capital Budget and Program

Anne Arundel County, Maryland

Project Class Summary - Project Listing

Council Approved

Project	Project Title	Total	Prior	FY2019	FY2020	FY2021	FY2022	FY2023	FY2024
Project Class: Board of Education									
E522200	Benfield ES	\$32,812,000	\$33,812,000	(\$1,000,000)	\$0	\$0	\$0	\$0	\$0
E524100	All Day K and Pre K	\$122,186,597	\$92,186,597	\$7,500,000	\$7,500,000	\$7,500,000	\$7,500,000	\$0	\$0
E538000	Health & Safety	\$7,039,492	\$3,789,492	\$750,000	\$500,000	\$500,000	\$500,000	\$500,000	\$500,000
E538100	Security Related Upgrades	\$10,131,883	\$4,131,883	\$1,000,000	\$1,000,000	\$1,000,000	\$1,000,000	\$1,000,000	\$1,000,000
E538200	Building Systems Renov	\$194,225,252	\$114,531,252	\$17,194,000	\$12,500,000	\$12,500,000	\$12,500,000	\$12,500,000	\$12,500,000
E538300	Maintenance Backlog	\$54,317,992	\$30,317,992	\$4,000,000	\$4,000,000	\$4,000,000	\$4,000,000	\$4,000,000	\$4,000,000
E538400	Roof Replacement	\$22,359,181	\$10,359,181	\$2,000,000	\$2,000,000	\$2,000,000	\$2,000,000	\$2,000,000	\$2,000,000
E538500	Relocatable Classrooms	\$5,901,257	\$4,401,257	\$1,500,000	\$0	\$0	\$0	\$0	\$0
E538600	Asbestos Abatement	\$5,159,691	\$1,859,691	\$550,000	\$550,000	\$550,000	\$550,000	\$550,000	\$550,000
E538700	Barrier Free	\$4,427,744	\$2,327,744	\$350,000	\$350,000	\$350,000	\$350,000	\$350,000	\$350,000
E538800	School Bus Replacement	\$8,100,000	\$3,100,000	\$1,000,000	\$800,000	\$800,000	\$800,000	\$800,000	\$800,000
E538900	Health Room Modifications	\$1,657,028	\$1,457,028	\$200,000	\$0	\$0	\$0	\$0	\$0
E539000	School Furniture	\$2,443,773	\$1,943,773	\$500,000	\$0	\$0	\$0	\$0	\$0
E539100	Upgrade Various Schools	\$2,593,662	\$2,193,662	\$400,000	\$0	\$0	\$0	\$0	\$0
E539200	Vehicle Replacement	\$4,300,000	\$1,900,000	\$400,000	\$400,000	\$400,000	\$400,000	\$400,000	\$400,000
E539300	Aging Schools	\$6,046,538	\$2,468,828	\$577,710	\$600,000	\$600,000	\$600,000	\$600,000	\$600,000
E539400	TIMS Electrical	\$3,599,000	\$2,100,000	\$499,000	\$500,000	\$500,000	\$0	\$0	\$0
E540900	Open Space Classrm. Enclosures	\$55,463,138	\$47,463,138	\$8,000,000	\$0	\$0	\$0	\$0	\$0
E543200	Northeast HS	\$91,585,933	\$92,085,933	(\$500,000)	\$0	\$0	\$0	\$0	\$0
E545200	Lothian ES	\$28,400,000	\$29,000,000	(\$600,000)	\$0	\$0	\$0	\$0	\$0
E545300	Crofton ES	\$25,881,000	\$26,141,000	(\$260,000)	\$0	\$0	\$0	\$0	\$0
E545400	Mills-Parole ES	\$25,794,000	\$25,794,000	\$0	\$0	\$0	\$0	\$0	\$0
E545500	Rolling Knolls ES	\$31,644,000	\$31,644,000	\$0	\$0	\$0	\$0	\$0	\$0
E545600	West Annapolis ES	\$22,821,000	\$22,921,000	(\$100,000)	\$0	\$0	\$0	\$0	\$0
E547200	Severna Park HS	\$119,165,000	\$125,165,000	(\$6,000,000)	\$0	\$0	\$0	\$0	\$0
E549200	Additions	\$60,732,000	\$37,147,000	\$8,585,000	\$3,000,000	\$3,000,000	\$3,000,000	\$3,000,000	\$3,000,000
E549300	Athletic Stadium Improvements	\$24,630,000	\$17,330,000	\$1,300,000	\$1,200,000	\$1,200,000	\$1,200,000	\$1,200,000	\$1,200,000

Capital Budget and Program

Anne Arundel County, Maryland

Project Class Summary - Project Listing

Council Approved

Project	Project Title	Total	Prior	FY2019	FY2020	FY2021	FY2022	FY2023	FY2024
E549400	Drwy & Park Lots	\$5,732,052	\$2,500,052	\$732,000	\$500,000	\$500,000	\$500,000	\$500,000	\$500,000
E549700	Manor View ES	\$34,399,000	\$30,589,000	\$3,810,000	\$0	\$0	\$0	\$0	\$0
E549800	High Point ES	\$40,525,000	\$36,040,000	\$4,485,000	\$0	\$0	\$0	\$0	\$0
E549900	George Cromwell ES	\$35,512,000	\$16,676,000	\$14,842,000	\$3,994,000	\$0	\$0	\$0	\$0
E550000	Jessup ES	\$48,509,000	\$40,601,000	\$7,908,000	\$0	\$0	\$0	\$0	\$0
E550100	Arnold ES	\$42,103,000	\$35,426,000	\$6,677,000	\$0	\$0	\$0	\$0	\$0
E566100	Auditorium Seating Replacement	\$540,000	\$800,000	(\$260,000)	\$0	\$0	\$0	\$0	\$0
E567600	School Playgrounds	\$1,200,000	\$900,000	\$300,000	\$0	\$0	\$0	\$0	\$0
E568600	Edgewater ES	\$45,896,000	\$3,666,000	\$16,732,000	\$20,379,000	\$5,119,000	\$0	\$0	\$0
E568700	Tyler Heights ES	\$43,097,000	\$3,821,000	\$15,242,000	\$19,280,000	\$4,754,000	\$0	\$0	\$0
E568800	Richard Henry Lee ES	\$39,789,000	\$3,450,000	\$15,645,000	\$16,322,000	\$4,372,000	\$0	\$0	\$0
E568900	Crofton Area HS	\$134,835,000	\$62,989,000	\$47,424,000	\$24,422,000	\$0	\$0	\$0	\$0
E569000	PS Military Installation Grant	\$94,100,000	\$94,100,000	\$0	\$0	\$0	\$0	\$0	\$0
E569100	Old Mill West HS	\$149,226,000	\$0	\$0	\$0	\$6,222,000	\$68,773,000	\$57,377,000	\$16,854,000
E572500	Quarterfield ES	\$32,664,000	\$0	\$0	\$0	\$2,774,000	\$13,899,000	\$12,325,000	\$3,666,000
E572600	Hillsmere ES	\$41,422,000	\$0	\$0	\$0	\$3,451,000	\$17,739,000	\$15,620,000	\$4,612,000
E572700	Rippling Woods ES	\$52,945,000	\$0	\$0	\$0	\$4,344,000	\$22,833,000	\$19,954,000	\$5,814,000
E575000	Mt. Rd. Corridor ES	\$21,891,000	\$0	\$0	\$0	\$0	\$0	\$3,479,000	\$18,412,000
Total Board of Education		\$1,837,802,213	\$1,099,129,503	\$181,382,710	\$119,797,000	\$66,436,000	\$158,144,000	\$136,155,000	\$76,758,000

Capital Budget and Program

Anne Arundel County, Maryland

Project Class Summary - Funding Detail

Council Approved

Project	Project Title	Total	Prior	FY2019	FY2020	FY2021	FY2022	FY2023	FY2024
Project Class Board of Education									
Bonds									
	General County Bonds	\$1,006,520,265	\$557,122,265	\$105,033,000	\$87,298,000	\$47,740,000	\$121,376,000	\$79,363,000	\$8,588,000
	Bonds	\$1,006,520,265	\$557,122,265	\$105,033,000	\$87,298,000	\$47,740,000	\$121,376,000	\$79,363,000	\$8,588,000
PayGo									
	General Fund PayGo	\$46,816,394	\$47,340,394	\$34,800,000	(\$17,060,000)	(\$19,764,000)	(\$900,000)	\$1,200,000	\$1,200,000
	Bd of Ed PayGo	\$1,011,700	\$1,011,700	\$0	\$0	\$0	\$0	\$0	\$0
	PayGo	\$47,828,094	\$48,352,094	\$34,800,000	(\$17,060,000)	(\$19,764,000)	(\$900,000)	\$1,200,000	\$1,200,000
Impact Fees									
	Impact Fees - Ed	\$0	\$0	\$0	\$0	\$0	\$0	\$0	\$0
	Ed Impact Fees Dist 1	\$55,063,500	\$32,313,500	\$8,800,000	\$3,600,000	\$2,850,000	\$2,100,000	\$2,500,000	\$2,900,000
	Ed Impact Fees Dist 2	\$6,192,600	\$4,242,600	\$0	\$700,000	\$450,000	\$400,000	\$400,000	\$0
	Ed Impact Fees Dist 3	\$33,654,700	\$21,054,700	\$0	\$0	\$0	\$0	\$3,479,000	\$9,121,000
	Ed Impact Fees Dist 4	\$945,800	\$595,800	\$350,000	\$0	\$0	\$0	\$0	\$0
	Ed Impact Fees Dist 5	\$7,114,700	\$4,314,700	\$800,000	\$400,000	\$400,000	\$400,000	\$400,000	\$400,000
	Ed Impact Fees Dist 6	\$11,783,000	\$7,483,000	\$2,000,000	\$500,000	\$400,000	\$400,000	\$500,000	\$500,000
	Ed Impact Fees Dist 7	\$1,047,500	\$797,500	\$250,000	\$0	\$0	\$0	\$0	\$0
	Impact Fees	\$115,801,800	\$70,801,800	\$12,200,000	\$5,200,000	\$4,100,000	\$3,300,000	\$7,279,000	\$12,921,000
Grants & Aid									
	Other Fed Grants	\$94,000,000	\$94,000,000	\$0	\$0	\$0	\$0	\$0	\$0
	POS - Development	\$233,000	\$233,000	\$0	\$0	\$0	\$0	\$0	\$0
	Inter-Agency Committee	\$480,982,054	\$246,183,344	\$29,349,710	\$34,359,000	\$34,360,000	\$34,368,000	\$48,313,000	\$54,049,000
	Other State Grants	\$16,503,000	\$16,503,000	\$0	\$0	\$0	\$0	\$0	\$0
	Grants & Aid	\$591,718,054	\$356,919,344	\$29,349,710	\$34,359,000	\$34,360,000	\$34,368,000	\$48,313,000	\$54,049,000
Other									
	Other Funding Sources	\$6,391,000	\$6,391,000	\$0	\$0	\$0	\$0	\$0	\$0
	Miscellaneous	\$1,280,000	\$1,280,000	\$0	\$0	\$0	\$0	\$0	\$0
	Bond Premium	\$65,263,000	\$55,263,000	\$0	\$10,000,000	\$0	\$0	\$0	\$0
	Video Lottery Impact Aid	\$3,000,000	\$3,000,000	\$0	\$0	\$0	\$0	\$0	\$0
	Other	\$75,934,000	\$65,934,000	\$0	\$10,000,000	\$0	\$0	\$0	\$0
	Board of Education	\$1,837,802,213	\$1,099,129,503	\$181,382,710	\$119,797,000	\$66,436,000	\$158,144,000	\$136,155,000	\$76,758,000

E522200 Benfield ES

Class: Board of Education

FY2019

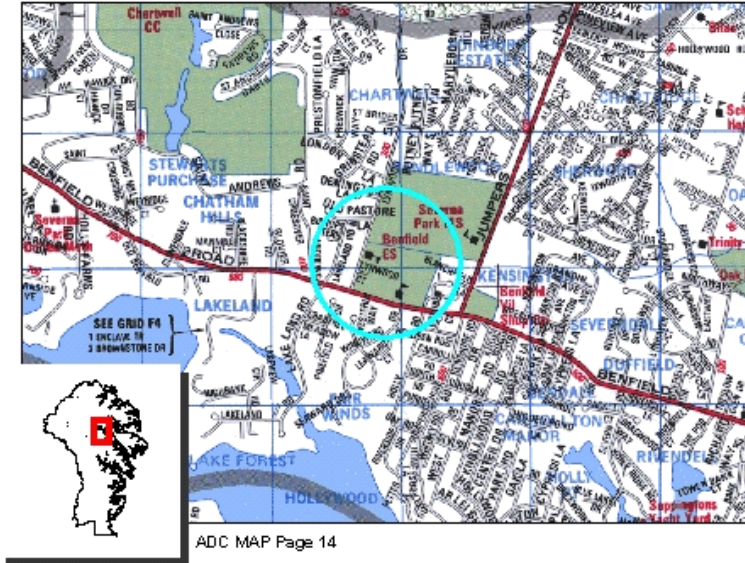
Council Approved

Description

This project will provide a modernization of and an addition to Benfield ES. The existing building was not configured to support the current and future educational program. This school was originally constructed in 1962.

The SRC of the existing building is 353. The SRC of the proposed project is 552.

This project is 48% Impact Fee eligible in District 5.



Benefit

This project will provide a facility configured to support the educational program and relieve overcrowding in the existing facility as well as provide an enhanced community center.

Amendment History

Removed \$1,012,000 from the Program via AMD #65 to Bill 28-10. Removed program funding via AMD #98 to Bill 27-11. Added \$514,000 in FY12 via AMD #102 to Bill 27-11. Modified program funding via AMD#78 to Bill 31-12. Delayed program funding by \$6,165,000 in FY15 to FY16 & FY17 via AMD# 12 to Bill 46-13. CC removed \$1m via AMD #16 to Bill 36-17.

Prior Year Project Total	Phase	Project Total	Prior Approval	Budget FY2019	Capital Program (\$000)					Beyond 6 Years
					FY2020	FY2021	FY2022	FY2023	FY2024	
\$2,542,000	Plans and Engineering	\$2,542,000	\$2,542,000	\$0	\$0	\$0	\$0	\$0	\$0	\$0
\$28,580,000	Construction	\$27,580,000	\$28,580,000	(\$1,000,000)	\$0	\$0	\$0	\$0	\$0	\$0
\$1,330,000	Furn., Fixtures and Equip.	\$1,330,000	\$1,330,000	\$0	\$0	\$0	\$0	\$0	\$0	\$0
\$1,360,000	Other	\$1,360,000	\$1,360,000	\$0	\$0	\$0	\$0	\$0	\$0	\$0
\$33,812,000	Total	\$32,812,000	\$33,812,000	(\$1,000,000)	\$0	\$0	\$0	\$0	\$0	\$0
More (Less) Than Prior Year Program:		(\$1,000,000)	\$0	(\$1,000,000)	\$0	\$0	\$0	\$0	\$0	\$0

E522200 Benfield ES

Class: Board of Education

FY2019 Council Approved

Project Status

1. Current Phase: Active
2. Action Taken in Current Fiscal Year: Post Construction and Closeout
3. Action Required to Complete This Project: Closeout

Change from Prior Year

1. Change in Name or Description: None
2. Change in Total Project Cost: Reduced based on actual costs.
3. Change in Scope: None
4. Change in Timing: None

Estimated Operating Budget Impact: Between \$100,000 and \$500,000 per year

Initial Total Project Cost Estimate

FY 2004 \$72,000

Financial Activity

	Expended	Encumbered	Total
April 1, 2017	\$30,683,153	\$869,771	\$31,552,924
April 1, 2018	\$31,266,956	\$740,973	\$32,007,930

Prior Year Project Total	Funding	Project Total	Prior Approval	Budget FY2019	Capital Program (\$000)					Beyond 6 Years
					FY2020	FY2021	FY2022	FY2023	FY2024	
\$18,359,000	General County Bonds	\$17,359,000	\$18,359,000	(\$1,000,000)	\$0	\$0	\$0	\$0	\$0	\$0
\$500,000	Ed Impact Fees Dist 5	\$500,000	\$500,000	\$0	\$0	\$0	\$0	\$0	\$0	\$0
\$4,453,000	Inter-Agency Committee	\$4,453,000	\$4,453,000	\$0	\$0	\$0	\$0	\$0	\$0	\$0
\$10,500,000	Bond Premium	\$10,500,000	\$10,500,000	\$0	\$0	\$0	\$0	\$0	\$0	\$0
\$33,812,000	Total	\$32,812,000	\$33,812,000	(\$1,000,000)	\$0	\$0	\$0	\$0	\$0	\$0
More (Less) Than Prior Year Program:		(\$1,000,000)	\$0	(\$1,000,000)	\$0	\$0	\$0	\$0	\$0	\$0

E524100 All Day K and Pre K

Class: Board of Education

FY2019 Council Approved

Description

Funds are required to provide permanent facility space to accommodate all day Kindergarten at all elementary schools and Pre-Kindergarten at certain elementary schools. This will be accomplished over a multi-year period by the most cost effective means consistent with the education program through a variety of methods to include building additions and internal modifications.

Location

This project is 100% eligible for use of impact fees for relocatable classrooms and additional classroom space from the Districts within which the specific projects are located.

Countywide

Benefit

Compliance with State standards.

Amendment History

Bill #75-07 reallocated fund sources. Council (CC) replaced \$1,488k of PayGo with Bonds via AMD #88 to Bill 24-09. CC removed \$500k via AMD #51 to Bill 28-10. CC replaced \$4k of IAC with bonds via AMD #80 to Bill 27-11. CC replaced \$900k of IAC with bonds in each prgr yr via AMD #81 to Bill 27-11. CC added \$1m via AMD #35 to Bill 31-12. CC approved Exec's suppl AMD #103 and #104 to Bill 31-16 replacing \$400k of Bonds with IAC in prgm yrs 18, 19, & 20, and deferring \$1,065k from FY17 to FY18.

Prior Year Project Total	Phase	Project Total	Prior Approval	Budget FY2019	Capital Program (\$000)					Beyond 6 Years
					FY2020	FY2021	FY2022	FY2023	FY2024	
\$4,625,000	Plans and Engineering	\$5,225,000	\$2,825,000	\$600,000	\$600	\$600	\$600	\$0	\$0	\$0
‡104,086,597	Construction	‡110,336,597	\$85,336,597	\$6,250,000	\$6,250	\$6,250	\$6,250	\$0	\$0	\$0
\$3,825,000	Furn., Fixtures and Equip.	\$4,275,000	\$2,475,000	\$450,000	\$450	\$450	\$450	\$0	\$0	\$0
\$2,150,000	Other	\$2,350,000	\$1,550,000	\$200,000	\$200	\$200	\$200	\$0	\$0	\$0
‡114,686,597	Total	‡122,186,597	\$92,186,597	\$7,500,000	\$7,500	\$7,500	\$7,500	\$0	\$0	\$0
More (Less) Than Prior Year Program:		\$7,500,000	\$0	\$0	\$0	\$0	\$7,500	\$0	\$0	\$0

E524100 All Day K and Pre K

Class: Board of Education

FY2019 Council Approved

Project Status

1. Current Phase: Active
2. Action Taken in Current Fiscal Year: Design, Bid, Award, and Construction
3. Action Required to Complete This Project: This is a multi-year program to continue to FY 2022.

Change from Prior Year

1. Change in Name or Description: None
2. Change in Total Project Cost: Added FY 2022 funding
3. Change in Scope: None
4. Change in Timing: None

Estimated Operating Budget Impact: None

Initial Total Project Cost Estimate

FY 2004 \$100,000

Financial Activity

	Expended	Encumbered	Total
April 1, 2017	\$61,504,316	\$5,178,329	\$66,682,645
April 1, 2018	\$25,710,441	\$4,044,560	\$29,755,001

Prior Year Project Total	Funding	Project Total	Prior Approval	Budget FY2019	Capital Program (\$000)					Beyond 6 Years
					FY2020	FY2021	FY2022	FY2023	FY2024	
\$49,223,244	General County Bonds	\$53,778,244	\$35,823,244	\$4,455,000	\$4,500	\$4,500	\$4,500	\$0	\$0	\$0
\$2,511,953	General Fund PayGo	\$2,511,953	\$2,511,953	\$0	\$0	\$0	\$0	\$0	\$0	\$0
\$8,818,500	Ed Impact Fees Dist 1	\$8,818,500	\$8,818,500	\$0	\$0	\$0	\$0	\$0	\$0	\$0
\$742,600	Ed Impact Fees Dist 2	\$742,600	\$742,600	\$0	\$0	\$0	\$0	\$0	\$0	\$0
\$3,791,300	Ed Impact Fees Dist 3	\$3,791,300	\$3,791,300	\$0	\$0	\$0	\$0	\$0	\$0	\$0
\$45,800	Ed Impact Fees Dist 4	\$45,800	\$45,800	\$0	\$0	\$0	\$0	\$0	\$0	\$0
\$280,700	Ed Impact Fees Dist 5	\$280,700	\$280,700	\$0	\$0	\$0	\$0	\$0	\$0	\$0
\$2,333,000	Ed Impact Fees Dist 6	\$2,333,000	\$2,333,000	\$0	\$0	\$0	\$0	\$0	\$0	\$0
\$897,500	Ed Impact Fees Dist 7	\$1,047,500	\$797,500	\$250,000	\$0	\$0	\$0	\$0	\$0	\$0
\$46,042,000	Inter-Agency Committee	\$48,837,000	\$37,042,000	\$2,795,000	\$3,000	\$3,000	\$3,000	\$0	\$0	\$0
\$114,686,597	Total	\$122,186,597	\$92,186,597	\$7,500,000	\$7,500	\$7,500	\$7,500	\$0	\$0	\$0
	More (Less) Than Prior Year Program:	\$7,500,000	\$0	\$0	\$0	\$0	\$7,500	\$0	\$0	\$0

E538000 Health & Safety

Class: Board of Education

FY2019 Council Approved

Description

Funding is critical to address the myriad of issues posing a possible threat to the health and safety of students and staff. Health and Safety problems can occur without warning and require swift and efficient corrective measures. The school system needs to have the assets and the flexibility to respond to both programmed and un-programmed requirements. Some of these requirements are generated by mandates for which we have no option and to which we have to respond. This is particularly true in the area of water/air testing, implementation of confined space regulations, mitigation of indoor air quality problems, correction of fire and building code deficiencies, and Health Department code compliance issues.

Location

Countywide

Benefit

Continue to provide a healthy and safe environment for children in schools.

Amendment History

Prior Year Project Total	Phase	Project Total	Prior Approval	Budget FY2019	Capital Program (\$000)					Beyond 6 Years
					FY2020	FY2021	FY2022	FY2023	FY2024	
\$449,744	Plans and Engineering	\$514,744	\$224,744	\$65,000	\$45	\$45	\$45	\$45	\$45	\$0
\$5,839,748	Construction	\$6,524,748	\$3,564,748	\$685,000	\$455	\$455	\$455	\$455	\$455	\$0
\$6,289,492	Total	\$7,039,492	\$3,789,492	\$750,000	\$500	\$500	\$500	\$500	\$500	\$0
More (Less) Than Prior Year Program:		\$750,000	\$0	\$250,000	\$0	\$0	\$0	\$0	\$500	\$0

E538000 Health & Safety

Class: Board of Education

FY2019

Council Approved

Project Status

1. Current Phase: Active
2. Action Taken in Current Fiscal Year: Completed miscellaneous health & safety upgrades at various schools
3. Action Required to Complete this Project: This is a multi-year program which will continue beyond FY 2024.

Change from Prior Year

1. Change in Name or Description: None
2. Change in Total Project Cost: Added FY 2024 funding
3. Change in Scope: None
4. Change in Timing: None

Estimated Operating Budget Impact: None

Initial Total Project Cost Estimate

FY 2010 \$4,000,000

Financial Activity

	Expended	Encumbered	Total
April 1, 2017	\$938,300	\$507,626	\$1,445,927
April 1, 2018	\$16,530	\$568,334	\$584,864

Prior Year Project Total	Funding	Project Total	Prior Approval	Budget FY2019	Capital Program (\$000)					Beyond 6 Years
					FY2020	FY2021	FY2022	FY2023	FY2024	
\$6,289,492	General County Bonds	\$7,039,492	\$3,789,492	\$750,000	\$500	\$500	\$500	\$500	\$500	\$0
\$6,289,492	Total	\$7,039,492	\$3,789,492	\$750,000	\$500	\$500	\$500	\$500	\$500	\$0
More (Less) Than Prior Year Program:		\$750,000	\$0	\$250,000	\$0	\$0	\$0	\$0	\$500	\$0

E538100 Security Related Upgrades

Class: Board of Education

FY2019

Council Approved

Description

Funding is critical to address the myriad of issues posing a possible threat to security of students, staff, and our facilities. Security problems can occur without warning and require swift and efficient corrective measures. The school system needs to have the assets and the flexibility to respond to both programmed and un-programmed requirements. Some of these requirements are generated by mandates for which we have no option and to which we have to respond. This is particularly true in the area of exterior lighting, video surveillance, safety markings, security vestibles, fencing of sensitive areas, signage, and other code compliance issues.

Location

Countywide

Benefit

Continue to provide a secure and safe environment for children in schools.

Amendment History

County Council added \$520,625 via amendment #49 to Bill 35-06. Prior approved increased by \$631,700 in Council Bill #26-07.

Prior Year Project Total	Phase	Project Total	Prior Approval	Budget FY2019	Capital Program (\$000)					Beyond 6 Years
					FY2020	FY2021	FY2022	FY2023	FY2024	
\$929,091	Plans and Engineering	\$999,091	\$579,091	\$70,000	\$70	\$70	\$70	\$70	\$70	\$0
\$14,111,208	Construction	\$9,132,792	\$3,552,792	\$930,000	\$930	\$930	\$930	\$930	\$930	\$0
\$15,040,299	Total	\$10,131,883	\$4,131,883	\$1,000,000	\$1,000	\$1,000	\$1,000	\$1,000	\$1,000	\$0
More (Less) Than Prior Year Program:		(\$4,908,416)	(\$5,908,416)	\$0	\$0	\$0	\$0	\$0	\$1,000	\$0

E538100 Security Related Upgrades

Class: Board of Education

FY2019

Council Approved

Project Status

1. Current Phase: Active
2. Action Taken in Current Fiscal Year: Planning and construction of miscellaneous security related upgrades at various schools
3. Action Required to Complete this Project: This is a multi-year program which will continue beyond FY 2024.

Change from Prior Year

1. Change in Name or Description: None
2. Change in Total Project Cost: Added FY24 funding.

In combination with Project C005219, this project will provide \$12 million over FY19 and FY20 for the County's Increased Security Initiative; recurring funding in the out- years is then programmed at \$500,000 per year in recognition of this accelerated effort.
3. Change in Scope: None
4. Change in Timing: None

Estimated Operating Budget Impact: None

Initial Total Project Cost Estimate

FY 2010 \$9,152,325

Financial Activity

	Expended	Encumbered	Total
April 1, 2017	\$1,753,794	\$131,526	\$1,885,320
April 1, 2018	\$1,475,432	\$226,641	\$1,702,073

Prior Year Project Total	Funding	Project Total	Prior Approval	Budget FY2019	Capital Program (\$000)					Beyond 6 Years
					FY2020	FY2021	FY2022	FY2023	FY2024	
\$12,095,599	General County Bonds	\$9,500,183	\$3,500,183	\$1,000,000	\$1,000	\$1,000	\$1,000	\$1,000	\$1,000	\$0
\$0	General Fund PayGo	\$0	\$0	\$0	\$0	\$0	\$0	\$0	\$0	\$0
\$631,700	Bd of Ed PayGo	\$631,700	\$631,700	\$0	\$0	\$0	\$0	\$0	\$0	\$0
\$2,313,000	Other State Grants	\$0	\$0	\$0	\$0	\$0	\$0	\$0	\$0	\$0
\$15,040,299	Total	\$10,131,883	\$4,131,883	\$1,000,000	\$1,000	\$1,000	\$1,000	\$1,000	\$1,000	\$0
	More (Less) Than Prior Year Program:	(\$4,908,416)	(\$5,908,416)	\$0	\$0	\$0	\$0	\$0	\$1,000	\$0

E538200 Building Systems Renov

Class: Board of Education

FY2019 Council Approved

Description

This project will match projected State funds for approved systemic building component replacement projects at various schools. Replacement of building systems includes HVAC systems, roofing systems, electrical systems, and other systems as defined by the IAC, that meet State requirements of age and cost. Funding in this fiscal year will allow for planning, engineering, and design services in anticipation of state approval later this fiscal year.

Location

Countywide

Benefit

Leverage County funds on matching State grants to provide replacement of building systems.

Amendment History

Switched funding via AMD #82 to Bill 27-11. Switched funding in budget and program years via AMD #83 to Bill 27-11. Removed \$1,955k via AMD #37 to Bill 31-12. Added \$3,308k via AMD #3 to Bill 46-13, incl \$3M of VLT funding, and conditional language via AMD #52. Switched funding sources via AMD #102 to Bill 31-16. Switched funding sources and reduced IAC funding by \$2,806k via AMD #121 to Bill 37-18.

Prior Year Project Total	Phase	Project Total	Prior Approval	Budget FY2019	Capital Program (\$000)					Beyond 6 Years
					FY2020	FY2021	FY2022	FY2023	FY2024	
\$14,302,648	Plans and Engineering	\$15,496,648	\$9,927,648	\$1,194,000	\$875	\$875	\$875	\$875	\$875	\$0
‡173,218,572	Construction	‡182,783,604	‡108,658,604	\$16,000,000	\$11,625	\$11,625	\$11,625	\$11,625	\$11,625	\$0
	Other	(\$4,055,000)	(\$4,055,000)	\$0	\$0	\$0	\$0	\$0	\$0	\$0
‡187,521,220	Total	‡194,225,252	‡114,531,252	\$17,194,000	\$12,500	\$12,500	\$12,500	\$12,500	\$12,500	\$0
More (Less) Than Prior Year Program:		\$6,704,032	(\$10,489,968)	\$4,694,000	\$0	\$0	\$0	\$0	\$12,500	\$0

E538200 Building Systems Renov

Class: Board of Education

FY2019

Council Approved

Project Status

1. Current Phase: Active
2. Action Taken in Current Fiscal Year: Ongoing system level building component replacements
3. Action Required to Complete this Project: This is a multi-year program which will continue beyond FY 2024.

Change from Prior Year

1. Change in Name or Description: None
2. Change in Total Project Cost: Added FY 2024 funding.
3. Change in Scope: None
4. Change in Timing: None

Estimated Operating Budget Impact: Potential savings/cost avoidance

Initial Total Project Cost Estimate

FY 2010 \$125,000,000

Financial Activity

	Expended	Encumbered	Total
April 1, 2017	\$57,106,002	\$17,232,317	\$74,338,319
April 1, 2018	\$62,636,667	\$11,447,721	\$74,084,387

Prior Year Project Total	Funding	Project Total	Prior Approval	Budget FY2019	Capital Program (\$000)					Beyond 6 Years
					FY2020	FY2021	FY2022	FY2023	FY2024	
\$96,840,148	General County Bonds	\$94,927,180	\$62,905,180	\$6,130,000	\$1,892	\$1,500	\$7,500	\$7,500	\$7,500	\$0
\$14,205,000	General Fund PayGo	\$21,683,000	\$4,205,000	\$5,870,000	\$5,608	\$6,000	\$0	\$0	\$0	\$0
\$73,476,072	Inter-Agency Committee	\$74,615,072	\$44,421,072	\$5,194,000	\$5,000	\$5,000	\$5,000	\$5,000	\$5,000	\$0
\$3,000,000	Video Lottery Impact Aid	\$3,000,000	\$3,000,000	\$0	\$0	\$0	\$0	\$0	\$0	\$0
\$187,521,220	Total	\$194,225,252	\$114,531,252	\$17,194,000	\$12,500	\$12,500	\$12,500	\$12,500	\$12,500	\$0
More (Less) Than Prior Year Program:		\$6,704,032	(\$10,489,968)	\$4,694,000	\$0	\$0	\$0	\$0	\$12,500	\$0

E538300 Maintenance Backlog

Class: Board of Education

FY2019

Council Approved

Description

This project will provide funding to continue the reduction of the maintenance backlog. These projects consist of a myriad of different types of work and range in size from less than \$10,000 to over \$100,000. These projects include but are not limited to replacing bleachers, public address systems, carpet and floor tile, boilers, fire alarm systems, repairing building exteriors, replacing windows and doors, upgrading electrical systems, replacing restroom partitions, replacing asphalt and concrete, repairing storm drains, etc.

Location

Countywide

Benefit

Replace worn out and potentially unsafe building systems.

Amendment History

Increased project by \$1 m via AMD #84 to Bill 27-11. Switched \$3,232,500 of PayGo for Bonds via amendment #100 to Bill 31-12. Prior Approval was increased by \$875,000 via Council Bills 76-11 and 81-11. Removed \$3,000,000 via AMD #53 to Bill 46-13. Funding switched and increase by \$120k in FY15 via AMD #70 to Bill 23-14.

Prior Year Project Total	Phase	Project Total	Prior Approval	Budget FY2019	Capital Program (\$000)					Beyond 6 Years
					FY2020	FY2021	FY2022	FY2023	FY2024	
\$3,502,587	Plans and Engineering	\$3,712,587	\$2,452,587	\$210,000	\$210	\$210	\$210	\$210	\$210	\$0
\$47,735,088	Construction	\$50,605,405	\$27,865,405	\$3,790,000	\$3,790	\$3,790	\$3,790	\$3,790	\$3,790	\$0
\$51,237,675	Total	\$54,317,992	\$30,317,992	\$4,000,000	\$4,000	\$4,000	\$4,000	\$4,000	\$4,000	\$0
More (Less) Than Prior Year Program:		\$3,080,317	(\$919,683)	\$0	\$0	\$0	\$0	\$0	\$4,000	\$0

E538300 Maintenance Backlog

Class: Board of Education

FY2019

Council Approved

Project Status

1. Current Phase: Active
2. Action Taken in Current Fiscal Year: Design and Construction of projects at various schools
3. Action Required to Complete this Project: This is a multi-year program which will continue beyond FY 2024.

Change from Prior Year

1. Change in Name or Description: None
2. Change in Total Project Cost: Added FY 2024 funding
3. Change in Scope: None
4. Change in Timing: None

Estimated Operating Budget Impact: Potential savings/cost avoidance

Initial Total Project Cost Estimate

FY 2010 \$33,000,000

Financial Activity

	Expended	Encumbered	Total
April 1, 2017	\$11,067,747	\$2,458,746	\$13,526,494
April 1, 2018	\$3,575,550	\$748,040	\$4,323,589

Prior Year Project Total	Funding	Project Total	Prior Approval	Budget FY2019	Capital Program (\$000)					Beyond 6 Years
					FY2020	FY2021	FY2022	FY2023	FY2024	
\$50,087,675	General County Bonds	\$53,167,992	\$29,167,992	\$4,000,000	\$4,000	\$4,000	\$4,000	\$4,000	\$4,000	\$0
\$0	General Fund PayGo	\$0	\$0	\$0	\$0	\$0	\$0	\$0	\$0	\$0
\$1,150,000	Other State Grants	\$1,150,000	\$1,150,000	\$0	\$0	\$0	\$0	\$0	\$0	\$0
\$51,237,675	Total	\$54,317,992	\$30,317,992	\$4,000,000	\$4,000	\$4,000	\$4,000	\$4,000	\$4,000	\$0
More (Less) Than Prior Year Program:		\$3,080,317	(\$919,683)	\$0	\$0	\$0	\$0	\$0	\$4,000	\$0

E538400 Roof Replacement

Class: Board of Education

FY2019 Council Approved

Description

This project is essential to ensure protection of our schools. Leaking roofs not only have a severe impact on the instructional process, but often result in damage to other building components such as ceiling tile, carpet, wood floors, and instructional equipment, materials, and furniture. Extended damage especially to ceiling tile and carpeting also creates indoor air quality problems which will impact the health of students and staff. Project funding is utilized to replace aged roofing systems and refurbish existing roofing systems to prolong their useful life.

Location

Countywide

Benefit

Provide a healthy, dry, and maintainable interior environment in schools.

Amendment History

Removed \$2,000,000 via AMD #54 to Bill 46-13.

Prior Year Project Total	Phase	Project Total	Prior Approval	Budget FY2019	Capital Program (\$000)					Beyond 6 Years
					FY2020	FY2021	FY2022	FY2023	FY2024	
\$1,109,377	Plans and Engineering	\$1,249,377	\$409,377	\$140,000	\$140	\$140	\$140	\$140	\$140	\$0
\$19,249,804	Construction	\$21,109,804	\$9,949,804	\$1,860,000	\$1,860	\$1,860	\$1,860	\$1,860	\$1,860	\$0
\$20,359,181	Total	\$22,359,181	\$10,359,181	\$2,000,000	\$2,000	\$2,000	\$2,000	\$2,000	\$2,000	\$0
More (Less) Than Prior Year Program:		\$2,000,000	\$0	\$0	\$0	\$0	\$0	\$0	\$2,000	\$0

E538400 Roof Replacement

Class: Board of Education

FY2019

Council Approved

Project Status

1. Current Phase: Active
2. Action Taken in Current Fiscal Year: Ongoing roof recoats and replacement efforts
3. Action Required to Complete this Project: This is a multi-year program which will continue beyond FY 2024.

Change from Prior Year

1. Change in Name or Description: None
2. Change in Total Project Cost: Added FY 2024 funding
3. Change in Scope: None
4. Change in Timing: None

Estimated Operating Budget Impact: Potential savings/cost avoidance

Initial Total Project Cost Estimate

FY 2010 \$16,000,000

Financial Activity

	Expended	Encumbered	Total
April 1, 2017	\$2,041,020	\$146,529	\$2,187,549
April 1, 2018	\$1,133,259	\$1,210,081	\$2,343,340

Prior Year Project Total	Funding	Project Total	Prior Approval	Budget FY2019	Capital Program (\$000)					Beyond 6 Years
					FY2020	FY2021	FY2022	FY2023	FY2024	
\$20,359,181	General County Bonds	\$22,359,181	\$10,359,181	\$2,000,000	\$2,000	\$2,000	\$2,000	\$2,000	\$2,000	\$0
\$20,359,181	Total	\$22,359,181	\$10,359,181	\$2,000,000	\$2,000	\$2,000	\$2,000	\$2,000	\$2,000	\$0
More (Less) Than Prior Year Program:		\$2,000,000	\$0	\$0	\$0	\$0	\$0	\$0	\$2,000	\$0

E538500 Relocatable Classrooms

Class: Board of Education

FY2019

Council Approved

Description

Relocatable classrooms are required to provide adequate programmatic space and /or reduce class size. Funds are used to furnish, repair and relocate existing classroom units, purchase new units as required, and/or make minor renovations within an existing building to provide equivalent space in lieu of purchasing and/or moving relocatables.

Location

This project is 100% eligible for use of Impact Fees.

Funding in program years is not considered to be automatic; County funding levels for each budget year are considered in light of available funds from all sources.

Countywide

Benefit

Provide adequate learning environment.

Amendment History

Prior Year Project Total	Phase	Project Total	Prior Approval	Budget FY2019	Capital Program (\$000)					Beyond 6 Years
					FY2020	FY2021	FY2022	FY2023	FY2024	
\$235,000	Plans and Engineering	\$295,000	\$235,000	\$60,000	\$0	\$0	\$0	\$0	\$0	\$0
\$5,367,400	Construction	\$5,606,257	\$4,166,257	\$1,440,000	\$0	\$0	\$0	\$0	\$0	\$0
\$5,602,400	Total	\$5,901,257	\$4,401,257	\$1,500,000	\$0	\$0	\$0	\$0	\$0	\$0
More (Less) Than Prior Year Program:		\$298,857	(\$1,201,143)	\$1,500,000	\$0	\$0	\$0	\$0	\$0	\$0

E538500 Relocatable Classrooms

Class: Board of Education

FY2019

Council Approved

Project Status

1. Current Phase: Active
2. Action Taken in Current Fiscal Year: Relocated and installed units at various sites.
3. Action Required to Complete this Project: This is a multi-year program which will continue beyond FY 2024.

Change from Prior Year

1. Change in Name or Description: None
2. Change in Total Project: Added funding for FY18
3. Change in Scope: None
4. Change in Timing: None

Estimated Operating Budget Impact: None

Initial Total Project Cost Estimate

FY 2010 \$9,600,000

Financial Activity

	Expended	Encumbered	Total
April 1, 2017	\$699,895	\$325,844	\$1,025,739
April 1, 2018	\$665,887	\$50,470	\$716,357

Prior Year Project Total	Funding	Project Total	Prior Approval	Budget FY2019	Capital Program (\$000)					Beyond 6 Years
					FY2020	FY2021	FY2022	FY2023	FY2024	
\$3,800,000	General Fund PayGo	\$5,043,857	\$3,543,857	\$1,500,000	\$0	\$0	\$0	\$0	\$0	\$0
\$0	Impact Fees - Ed	\$0	\$0	\$0	\$0	\$0	\$0	\$0	\$0	\$0
\$150,000	Ed Impact Fees Dist 1	\$0	\$0	\$0	\$0	\$0	\$0	\$0	\$0	\$0
\$752,400	Ed Impact Fees Dist 2	\$0	\$0	\$0	\$0	\$0	\$0	\$0	\$0	\$0
\$150,000	Ed Impact Fees Dist 3	\$107,400	\$107,400	\$0	\$0	\$0	\$0	\$0	\$0	\$0
\$450,000	Ed Impact Fees Dist 5	\$450,000	\$450,000	\$0	\$0	\$0	\$0	\$0	\$0	\$0
\$300,000	Ed Impact Fees Dist 6	\$300,000	\$300,000	\$0	\$0	\$0	\$0	\$0	\$0	\$0
\$5,602,400	Total	\$5,901,257	\$4,401,257	\$1,500,000	\$0	\$0	\$0	\$0	\$0	\$0
	More (Less) Than Prior Year Program:	\$298,857	(\$1,201,143)	\$1,500,000	\$0	\$0	\$0	\$0	\$0	\$0

E538600 Asbestos Abatement

Class: Board of Education

FY2019

Council Approved

Description

This project is required to meet federal requirements governing asbestos management as set forth in the Asbestos Hazard Emergency Response Act (AHERA). The funds will be used to develop plans and specifications, award of contracts to AHERA certified firms for the removal of asbestos in locations specified by the AHERA management plans and certification training of in-house personnel. Funds for equipment are also necessary to provide the department the capability to accomplish the in-house abatement program. This fund also provides for the safe and legal collection, temporary storage and disposal of asbestos containing materials. Removal of the asbestos vs. managing it in place is required when the condition offers a potential risk to students and staff. In some cases removal is necessary to facilitate the accomplishment of essential renovation, repair, or upgrade projects. Additional funds are requested to address a critical need to replace the aged carpet that has been glued to asbestos floor tile in schools. In order to remove this carpet and install tile, abatement of the tile is necessary.

Location

Countywide

Benefit

Provide a safe environment in schools and comply with Federal and State law relating to asbestos in schools.

Amendment History

Prior Year Project Total	Phase	Project Total	Prior Approval	Budget FY2019	Capital Program (\$000)					Beyond 6 Years
					FY2020	FY2021	FY2022	FY2023	FY2024	
\$216,908	Plans and Engineering	\$241,908	\$91,908	\$25,000	\$25	\$25	\$25	\$25	\$25	\$0
\$5,839,050	Construction	\$4,652,783	\$1,652,783	\$500,000	\$500	\$500	\$500	\$500	\$500	\$0
\$240,000	Furn., Fixtures and Equip.	\$265,000	\$115,000	\$25,000	\$25	\$25	\$25	\$25	\$25	\$0
\$6,295,958	Total	\$5,159,691	\$1,859,691	\$550,000	\$550	\$550	\$550	\$550	\$550	\$0
More (Less) Than Prior Year Program:		(\$1,136,267)	(\$1,686,267)	\$0	\$0	\$0	\$0	\$0	\$550	\$0

E538600 Asbestos Abatement

Class: Board of Education

FY2019

Council Approved

Project Status

1. Current Phase: Active
2. Action Taken in Current Fiscal Year: Asbestos abatement activities at various sites
3. Action Required to Complete this Project: This is a multi-year program which will continue beyond FY 2024.

Change from Prior Year

1. Change in Name or Description: None
2. Change in Total Project Cost: Added FY 2024 funding
3. Change in Scope: None
4. Change in Timing: None

Estimated Operating Budget Impact: None

Initial Total Project Cost Estimate

FY 2010 \$8,000,000

Financial Activity

	Expended	Encumbered	Total
April 1, 2017	\$32,096	\$479,981	\$512,077
April 1, 2018	\$84,895	\$398,479	\$483,374

Prior Year Project Total	Funding	Project Total	Prior Approval	Budget FY2019	Capital Program (\$000)					Beyond 6 Years
					FY2020	FY2021	FY2022	FY2023	FY2024	
\$6,295,958	General County Bonds	\$5,159,691	\$1,859,691	\$550,000	\$550	\$550	\$550	\$550	\$550	\$0
\$6,295,958	Total	\$5,159,691	\$1,859,691	\$550,000	\$550	\$550	\$550	\$550	\$550	\$0
More (Less) Than Prior Year Program:		(\$1,136,267)	(\$1,686,267)	\$0	\$0	\$0	\$0	\$0	\$550	\$0

E538700 Barrier Free

Class: Board of Education

FY2019 Council Approved

Description

Modifications are required to eliminate architectural barriers and address special life safety issues for mobility impaired persons in school facilities. In addition to elevators for multi-level buildings, modifications such as curb-cuts, ramps, areas of refuge, and toilet room alterations are required for complete accessibility to academic and support programs.

Location

This project permits Anne Arundel County Public Schools to continue its efforts to comply with the Americans with Disabilities Act (ADA) of 1990. Modifications as required by the ADA are intended to provide disabled individuals with access to school facilities. Work accomplished is based on the review and priorities established by the ADA Committee.

Countywide

Benefit

Provide children, parents, and visitors barrier-free access to school buildings.

Amendment History

Prior Year Project Total	Phase	Project Total	Prior Approval	Budget FY2019	Capital Program (\$000)					Beyond 6 Years
					FY2020	FY2021	FY2022	FY2023	FY2024	
\$30,000	Plans and Engineering	\$30,000	\$30,000	\$0	\$0	\$0	\$0	\$0	\$0	\$0
\$4,225,000	Construction	\$4,347,744	\$2,277,744	\$345,000	\$345	\$345	\$345	\$345	\$345	\$0
\$45,000	Furn., Fixtures and Equip.	\$50,000	\$20,000	\$5,000	\$5	\$5	\$5	\$5	\$5	\$0
\$4,300,000	Total	\$4,427,744	\$2,327,744	\$350,000	\$350	\$350	\$350	\$350	\$350	\$0
More (Less) Than Prior Year Program:		\$127,744	(\$222,256)	\$0	\$0	\$0	\$0	\$0	\$350	\$0

E538700 Barrier Free

Class: Board of Education

FY2019

Council Approved

Project Status

1. Current Phase: Active
2. Action Taken in Current Fiscal Year: Completed various ADA related upgrades at various sites
3. Action Required to Complete this Project: This is a multi-year program which will continue beyond FY 2024.

Change from Prior Year

1. Change in Name or Description: None
2. Change in Total Project Cost: Added FY 2024 funding
3. Change in Scope: None
4. Change in Timing: None

Estimated Operating Budget Impact: Less than \$100,000 per year

Initial Total Project Cost Estimate

FY 2010 \$4,000,000

Financial Activity

Expended	Encumbered	Total
April 1, 2017	\$44,767	\$191,882
April 1, 2018	\$129,837	\$60,652
		\$236,649
		\$190,489

Prior Year Project Total	Funding	Project Total	Prior Approval	Budget FY2019	Capital Program (\$000)					Beyond 6 Years
					FY2020	FY2021	FY2022	FY2023	FY2024	
\$4,300,000	General County Bonds	\$4,427,744	\$2,327,744	\$350,000	\$350	\$350	\$350	\$350	\$350	\$0
\$0	General Fund PayGo	\$0	\$0	\$0	\$0	\$0	\$0	\$0	\$0	\$0
\$4,300,000	Total	\$4,427,744	\$2,327,744	\$350,000	\$350	\$350	\$350	\$350	\$350	\$0
More (Less) Than Prior Year Program:		\$127,744	(\$222,256)	\$0	\$0	\$0	\$0	\$0	\$350	\$0

E538800 School Bus Replacement

Class: Board of Education

FY2019

Council Approved

Description

Purchase of replacement school buses.

Location

Countywide

Benefit

Provide funding for routine replacement of school buses and provide a safe, reliable and cost effective vehicle fleet.

Amendment History

County Council added \$350,000 via amendment #28 to Bill 29-07. CC removed \$500,000 via AMD #39, and removed \$500,000 and added \$1,000,000 via AMD #40 to Bill 31-16.

Prior Year Project Total	Phase	Project Total	Prior Approval	Budget FY2019	Capital Program (\$000)					Beyond 6 Years
					FY2020	FY2021	FY2022	FY2023	FY2024	
\$8,000,000	Furn., Fixtures and Equip.	\$8,100,000	\$3,100,000	\$1,000,000	\$800	\$800	\$800	\$800	\$800	\$0
\$8,000,000	Total	\$8,100,000	\$3,100,000	\$1,000,000	\$800	\$800	\$800	\$800	\$800	\$0
More (Less) Than Prior Year Program:		\$100,000	\$0	(\$700,000)	\$0	\$0	\$0	\$0	\$800	\$0

E538800 School Bus Replacement

Class: Board of Education

FY2019

Council Approved

Project Status

1. Current Phase: Active
2. Action Taken in Current Fiscal Year: Purchased school buses
3. Action Required to Complete this Project: This is a multi-year program which will continue beyond FY 2024.

Change from Prior Year

1. Change in Name or Description: None
2. Change in Total Project Cost: Added FY 2024 funding
3. Change in Scope: None
4. Change in Timing: None

Estimated Operating Budget Impact: None

Initial Total Project Cost Estimate

FY 2010 \$2,750,000

Financial Activity

	Expended	Encumbered	Total
April 1, 2017	\$0	\$230,972	\$230,972
April 1, 2018	\$0	\$339,807	\$339,807

Prior Year Project Total	Funding	Project Total	Prior Approval	Budget FY2019	Capital Program (\$000)					Beyond 6 Years
					FY2020	FY2021	FY2022	FY2023	FY2024	
\$7,134,000	General Fund PayGo	\$7,234,000	\$2,234,000	\$1,000,000	\$800	\$800	\$800	\$800	\$800	\$0
\$0	Bd of Ed PayGo	\$0	\$0	\$0	\$0	\$0	\$0	\$0	\$0	\$0
\$0	Miscellaneous	\$0	\$0	\$0	\$0	\$0	\$0	\$0	\$0	\$0
\$866,000	Bond Premium	\$866,000	\$866,000	\$0	\$0	\$0	\$0	\$0	\$0	\$0
\$8,000,000	Total	\$8,100,000	\$3,100,000	\$1,000,000	\$800	\$800	\$800	\$800	\$800	\$0
More (Less) Than Prior Year Program:		\$100,000	\$0	(\$700,000)	\$0	\$0	\$0	\$0	\$800	\$0

E538900 Health Room Modifications

Class: Board of Education

FY2019 Council Approved

Description

This project is necessary to bring health rooms in schools up to current State and Anne Arundel County Health Department standards. On-going surveys have identified and prioritized health rooms requiring modifications to facilitate adequate delivery of the health program. The priority of effort is based on recommendations from the Anne Arundel County Health Department and the immediate needs of schools.

Location

Funding in program years is not considered to be automatic; County funding levels for each budget year are considered in light of available funds from all sources.

Countywide

Benefit

Provide adequate health care facilities in schools.

Amendment History

Prior Year Project Total	Phase	Project Total	Prior Approval	Budget FY2019	Capital Program (\$000)					Beyond 6 Years
					FY2020	FY2021	FY2022	FY2023	FY2024	
\$60,000	Plans and Engineering	\$75,000	\$60,000	\$15,000	\$0	\$0	\$0	\$0	\$0	\$0
\$1,571,346	Construction	\$1,532,028	\$1,352,028	\$180,000	\$0	\$0	\$0	\$0	\$0	\$0
\$45,000	Furn., Fixtures and Equip.	\$50,000	\$45,000	\$5,000	\$0	\$0	\$0	\$0	\$0	\$0
\$1,676,346	Total	\$1,657,028	\$1,457,028	\$200,000	\$0	\$0	\$0	\$0	\$0	\$0
More (Less) Than Prior Year Program:		(\$19,318)	(\$219,318)	\$200,000	\$0	\$0	\$0	\$0	\$0	\$0

E538900 Health Room Modifications

Class: Board of Education

FY2019

Council Approved

Project Status

1. Current Phase: Active
2. Action Taken in Current Fiscal Year: Plan, Design, Bid, Award, and Construction of requested health rooms
3. Action Required to Complete this Project: This is a multi-year program which will continue beyond FY 2024.

Change from Prior Year

1. Change in Name or Description: None
2. Change in Total Project Cost: Added funding for FY 2019
3. Change in Scope: None
4. Change in Timing: None

Estimated Operating Budget Impact: Less than \$100,000 per year

Initial Total Project Cost Estimate

FY 2010 \$2,300,000

Financial Activity

Expended	Encumbered	Total	
April 1, 2017	\$8,680	\$19,029	\$27,709
April 1, 2018	\$9,440	\$156,950	\$166,390

Prior Year Project Total	Funding	Project Total	Prior Approval	Budget FY2019	Capital Program (\$000)					Beyond 6 Years
					FY2020	FY2021	FY2022	FY2023	FY2024	
\$600,000	General County Bonds	\$800,000	\$600,000	\$200,000	\$0	\$0	\$0	\$0	\$0	\$0
\$946,346	General Fund PayGo	\$727,028	\$727,028	\$0	\$0	\$0	\$0	\$0	\$0	\$0
\$130,000	Bd of Ed PayGo	\$130,000	\$130,000	\$0	\$0	\$0	\$0	\$0	\$0	\$0
\$1,676,346	Total	\$1,657,028	\$1,457,028	\$200,000	\$0	\$0	\$0	\$0	\$0	\$0
More (Less) Than Prior Year Program:		(\$19,318)	(\$219,318)	\$200,000	\$0	\$0	\$0	\$0	\$0	\$0

E539000 School Furniture

Class: Board of Education

FY2019 Council Approved

Description

This project will replace student and other school furniture that has deteriorated due to age and wear.

Funding in program years is not considered to be automatic; County funding levels for each budget year are considered in light of available funds from all sources.

Location

Countywide

Benefit

Provide adequate and safe furniture for students.

Amendment History

Prior Year Project Total	Phase	Project Total	Prior Approval	Budget FY2019	Capital Program (\$000)					Beyond 6 Years
					FY2020	FY2021	FY2022	FY2023	FY2024	
	Construction	(\$467,944)	(\$467,944)	\$0	\$0	\$0	\$0	\$0	\$0	\$0
\$2,411,717	Furn., Fixtures and Equip.	\$2,911,717	\$2,411,717	\$500,000	\$0	\$0	\$0	\$0	\$0	\$0
\$2,411,717	Total	\$2,443,773	\$1,943,773	\$500,000	\$0	\$0	\$0	\$0	\$0	\$0
More (Less) Than Prior Year Program:		\$32,056	(\$467,944)	\$500,000	\$0	\$0	\$0	\$0	\$0	\$0

E539000 School Furniture

Class: Board of Education

FY2019

Council Approved

Project Status

1. Current Phase: Active
2. Action Taken in Current Fiscal Year: Purchased and delivered various school furnishings
3. Action Required to Complete this Project: This is a multi-year program which will continue beyond FY 2024.

Change from Prior Year

1. Change in Name or Description: None
2. Change in Total Project Cost: Added funding for FY 2019
3. Change in Scope: None
4. Change in Timing: None

Estimated Operating Budget Impact: None

Initial Total Project Cost Estimate

FY 2010 \$4,000,000

Financial Activity

	Expended	Encumbered	Total
April 1, 2017	\$437,106	\$4,769	\$441,875
April 1, 2018	\$585,284	\$167,106	\$752,389

Prior Year Project Total	Funding	Project Total	Prior Approval	Budget FY2019	Capital Program (\$000)					Beyond 6 Years
					FY2020	FY2021	FY2022	FY2023	FY2024	
\$2,411,717	General County Bonds	\$2,443,773	\$1,943,773	\$500,000	\$0	\$0	\$0	\$0	\$0	\$0
\$0	General Fund PayGo	\$0	\$0	\$0	\$0	\$0	\$0	\$0	\$0	\$0
\$2,411,717	Total	\$2,443,773	\$1,943,773	\$500,000	\$0	\$0	\$0	\$0	\$0	\$0
More (Less) Than Prior Year Program:		\$32,056	(\$467,944)	\$500,000	\$0	\$0	\$0	\$0	\$0	\$0

E539100 Upgrade Various Schools

Class: Board of Education

FY2019

Council Approved

Description

This project addresses facility modifications that are beyond the scope of routine minor construction and not of sufficient scope to be a line item in the capital budget. All projects support the instructional program. The Department of Instruction approves and prioritizes all projects.

Location

Funding in program years is not considered to be automatic; County funding levels for each budget year are considered in light of available funds from all sources.

Countywide

Benefit

Provide minor building modifications which support the educational program.

Amendment History

Prior Approved was increased by \$736,998 in Bill 48-08. County Council added \$23k via amendment #42 to Bill 31-12.

Prior Year Project Total	Phase	Project Total	Prior Approval	Budget FY2019	Capital Program (\$000)					Beyond 6 Years
					FY2020	FY2021	FY2022	FY2023	FY2024	
\$90,000	Plans and Engineering	\$120,000	\$90,000	\$30,000	\$0	\$0	\$0	\$0	\$0	\$0
\$2,384,259	Construction	\$2,473,662	\$2,103,662	\$370,000	\$0	\$0	\$0	\$0	\$0	\$0
\$2,474,259	Total	\$2,593,662	\$2,193,662	\$400,000	\$0	\$0	\$0	\$0	\$0	\$0
More (Less) Than Prior Year Program:		\$119,403	(\$280,597)	\$400,000	\$0	\$0	\$0	\$0	\$0	\$0

E539100 Upgrade Various Schools

Class: Board of Education

FY2019

Council Approved

Project Status

1. Current Phase: Active
2. Action Taken in Current Fiscal Year: Completed miscellaneous school based facility upgrades
3. Action Required to Complete this Project: This is a multi-year program which will continue beyond FY 2024.

Change from Prior Year

1. Change in Name or Description: None
2. Change in Total Project Cost: Added funding for FY 2019
3. Change in Scope: None
4. Change in Timing: None

Estimated Operating Budget Impact: None

Initial Total Project Cost Estimate

FY 2010 \$3,200,000

Financial Activity

	Expended	Encumbered	Total
April 1, 2017	\$39,523	\$412,532	\$452,056
April 1, 2018	\$186,645	\$25,102	\$211,747

Prior Year Project Total	Funding	Project Total	Prior Approval	Budget FY2019	Capital Program (\$000)					Beyond 6 Years
					FY2020	FY2021	FY2022	FY2023	FY2024	
\$2,201,259	General County Bonds	\$2,320,662	\$1,920,662	\$400,000	\$0	\$0	\$0	\$0	\$0	\$0
\$250,000	Bd of Ed PayGo	\$250,000	\$250,000	\$0	\$0	\$0	\$0	\$0	\$0	\$0
\$23,000	Other State Grants	\$23,000	\$23,000	\$0	\$0	\$0	\$0	\$0	\$0	\$0
\$2,474,259	Total	\$2,593,662	\$2,193,662	\$400,000	\$0	\$0	\$0	\$0	\$0	\$0
More (Less) Than Prior Year Program:		\$119,403	(\$280,597)	\$400,000	\$0	\$0	\$0	\$0	\$0	\$0

E539200 Vehicle Replacement

Class: Board of Education

FY2019 Council Approved

Description

This multi-year project is necessary to maintain and upgrade the school system's vehicle fleet.

Location

Countywide

Benefit

Provide a safe, reliable, and cost effective vehicle fleet.

Amendment History

County Council added \$150,000 via amendment #55 to Bill 28-10.

Prior Year Project Total	Phase	Project Total	Prior Approval	Budget FY2019	Capital Program (\$000)					Beyond 6 Years
					FY2020	FY2021	FY2022	FY2023	FY2024	
\$3,900,000	Furn., Fixtures and Equip.	\$4,300,000	\$1,900,000	\$400,000	\$400	\$400	\$400	\$400	\$400	\$0
\$3,900,000	Total	\$4,300,000	\$1,900,000	\$400,000	\$400	\$400	\$400	\$400	\$400	\$0
More (Less) Than Prior Year Program:		\$400,000	\$0	\$0	\$0	\$0	\$0	\$0	\$400	\$0

E539200 Vehicle Replacement

Class: Board of Education

FY2019

Council Approved

Project Status

1. Current Phase: Active
2. Action Taken in Current Fiscal Year: Purchased replacement vehicles for Maintenance and Operations
3. Action Required to Complete this Project: This is a multi-year program which will continue beyond FY 2024.

Change from Prior Year

1. Change in Name or Description: None
2. Change in Total Project Cost: Added FY 2024 funding
3. Change in Scope: None
4. Change in Timing: None

Estimated Operating Budget Impact: None

Initial Total Project Cost Estimate

FY 2010 \$2,800,000

Financial Activity

	Expended	Encumbered	Total
April 1, 2017	\$0	\$400,000	\$400,000
April 1, 2018	\$153,407	\$36,125	\$189,532

Prior Year Project Total	Funding	Project Total	Prior Approval	Budget FY2019	Capital Program (\$000)					Beyond 6 Years
					FY2020	FY2021	FY2022	FY2023	FY2024	
\$3,900,000	General Fund PayGo	\$4,300,000	\$1,900,000	\$400,000	\$400	\$400	\$400	\$400	\$400	\$0
\$3,900,000	Total	\$4,300,000	\$1,900,000	\$400,000	\$400	\$400	\$400	\$400	\$400	\$0
More (Less) Than Prior Year Program:		\$400,000	\$0	\$0	\$0	\$0	\$0	\$0	\$400	\$0

E539300 Aging Schools

Class: Board of Education

FY2019 Council Approved

Description

This project supports a State initiative to assist school districts in accomplishing necessary repair or maintenance projects. While the State provides construction funds and the County funds design, the appropriation is required to use the State funds. Various repair projects have been selected to utilize these funds depending on the final amount approved by the State.

Location

Countywide

Benefit

Provide minor funding and appropriation necessary to expend State grant funds.

Amendment History

Switched IAC funding of \$65k with pay-go via AMD #44 to Bill 35-06. Bill 89-06 added \$326,431 in IAC and \$326,431 in BOE PayGo. Removed \$60k via AMD #85 to Bill 27-11. Switched funding via AMD #86 to Bill 27-11. Prior Approved increased by \$170,128 via Bill 77-11. Added \$2,144,016 via AMD #34 to Bill 31-12. Added \$66,600 via AMD#1 to Bill 46-13. Removed \$34,000 via AMD #20 to Bill 31-16. Removed \$506k & \$34k via AMD #17 & #18 to Bill 36-17. Reduced by \$22,290 via AMD #122 to Bill 37-18.

Prior Year Project Total	Phase	Project Total	Prior Approval	Budget FY2019	Capital Program (\$000)					Beyond 6 Years
					FY2020	FY2021	FY2022	FY2023	FY2024	
\$385,685	Plans and Engineering	\$445,685	\$85,685	\$60,000	\$60	\$60	\$60	\$60	\$60	\$0
\$5,083,143	Construction	\$5,600,853	\$2,383,143	\$517,710	\$540	\$540	\$540	\$540	\$540	\$0
\$5,468,828	Total	\$6,046,538	\$2,468,828	\$577,710	\$600	\$600	\$600	\$600	\$600	\$0
More (Less) Than Prior Year Program:		\$577,710	\$0	(\$22,290)	\$0	\$0	\$0	\$0	\$600	\$0

E539300 Aging Schools

Class: Board of Education

FY2019

Council Approved

Project Status

1. Current Phase: Active
2. Action Taken in Current Fiscal Year: Design and Construction of eligible projects
3. Action Required to Complete this Project: This is a multi-year program which will continue beyond FY 2024.

Change from Prior Year

1. Change in Name or Description: None
2. Change in Total Project Cost: Added FY 2024 funding
3. Change in Scope: None
4. Change in Timing: None

Estimated Operating Budget Impact: Potential savings/cost avoidance

Initial Total Project Cost Estimate

FY 2010 \$8,806,862

Financial Activity

Expended	Encumbered	Total
April 1, 2017	\$0	\$0
April 1, 2018	\$0	\$513,535

Prior Year Project Total	Funding	Project Total	Prior Approval	Budget FY2019	Capital Program (\$000)					Beyond 6 Years
					FY2020	FY2021	FY2022	FY2023	FY2024	
\$360,000	General County Bonds	\$420,000	\$60,000	\$60,000	\$60	\$60	\$60	\$60	\$60	\$0
\$144,556	General Fund PayGo	\$144,556	\$144,556	\$0	\$0	\$0	\$0	\$0	\$0	\$0
\$4,964,272	Inter-Agency Committee	\$5,481,982	\$2,264,272	\$517,710	\$540	\$540	\$540	\$540	\$540	\$0
\$5,468,828	Total	\$6,046,538	\$2,468,828	\$577,710	\$600	\$600	\$600	\$600	\$600	\$0
More (Less) Than Prior Year Program:		\$577,710	\$0	(\$22,290)	\$0	\$0	\$0	\$0	\$600	\$0

E539400 TIMS Electrical

Class: Board of Education

FY2019 Council Approved

Description

This project is for dedicated panels, circuits, and receptacles where needed to accommodate electrical loads associated with the FY 01 and FY 02 Technology in Maryland Schools (TIMS) initiative in accordance with MSDE Standards for Telecommunications Distribution Systems at various schools.

Location

Countywide

Benefit

Provide sufficient electrical capacity for computers and ancillary equipment. Comply with State directive.

Amendment History

Switched funding via AMD #77 to Bill 27-11. Reduced by \$1,000 via AMD #123 to Bill 37-18.

Prior Year Project Total	Phase	Project Total	Prior Approval	Budget FY2019	Capital Program (\$000)					Beyond 6 Years
					FY2020	FY2021	FY2022	FY2023	FY2024	
\$404,883	Plans and Engineering	\$474,883	\$264,883	\$70,000	\$70	\$70	\$0	\$0	\$0	\$0
\$2,695,117	Construction	\$3,124,117	\$1,835,117	\$429,000	\$430	\$430	\$0	\$0	\$0	\$0
\$3,100,000	Total	\$3,599,000	\$2,100,000	\$499,000	\$500	\$500	\$0	\$0	\$0	\$0
More (Less) Than Prior Year Program:		\$499,000	\$0	(\$1,000)	\$0	\$500	\$0	\$0	\$0	\$0

E539400 TIMS Electrical

Class: Board of Education

FY2019

Council Approved

Project Status

1. Current Phase: Active
2. Action Taken in Current Fiscal Year: Design, Bid, Award and Construction at two schools
3. Action Required to Complete this Project: This is a multi-year program which will continue to FY 2021.

Change from Prior Year

1. Change in Name or Description: None
2. Change in Total Project Cost: Added FY 2021 funding
3. Change in Scope: None
4. Change in Timing: None

Estimated Operating Budget Impact: None

Initial Total Project Cost Estimate

FY 2010 \$2,350,000

Financial Activity

	Expended	Encumbered	Total
April 1, 2017	\$152,417	\$160,548	\$312,965
April 1, 2018	\$316,082	\$94,974	\$411,056

Prior Year Project Total	Funding	Project Total	Prior Approval	Budget FY2019	Capital Program (\$000)					Beyond 6 Years
					FY2020	FY2021	FY2022	FY2023	FY2024	
\$1,852,000	General County Bonds	\$2,146,000	\$1,264,000	\$294,000	\$294	\$294	\$0	\$0	\$0	\$0
\$1,248,000	Inter-Agency Committee	\$1,453,000	\$836,000	\$205,000	\$206	\$206	\$0	\$0	\$0	\$0
\$3,100,000	Total	\$3,599,000	\$2,100,000	\$499,000	\$500	\$500	\$0	\$0	\$0	\$0
More (Less) Than Prior Year Program:		\$499,000	\$0	(\$1,000)	\$0	\$500	\$0	\$0	\$0	\$0

E540900 Open Space Classrm. Enclosures

Class: Board of Education

FY2019

Council Approved

Description

This multi-year project provides for the planning, design, and construction-related activities required to properly configure and enclose classrooms in open space schools. Support systems such as HVAC, fire protection systems, communication systems, lighting, technology infrastructure, and interior finishes will be modified or upgraded as necessary to garner regulatory approval and State funding support.

Location

Countywide

Benefit

Provide visual and sound separation between teaching stations thereby permitting children to better focus on the instructional activity in their own class, and provide a design criteria for converting these buildings to contained classrooms.

Amendment History

Funded in the amount of \$520,625 via amendment #50 to Bill 35-06. Changed name and description of the Walls and Partitions capital project and added \$3,181,573 via AMD #56 to Bill 35-08. Switched funding via AMD #87 to Bill 27-11. Switched funding via AMD #88 to Bill 27-11. Switched funding via AMD #124 to Bill 37-18.

Prior Year Project Total	Phase	Project Total	Prior Approval	Budget FY2019	Capital Program (\$000)					Beyond 6 Years
					FY2020	FY2021	FY2022	FY2023	FY2024	
\$2,970,122	Plans and Engineering	\$2,470,122	\$2,470,122	\$0	\$0	\$0	\$0	\$0	\$0	\$0
\$47,685,016	Construction	\$49,885,016	\$41,885,016	\$8,000,000	\$0	\$0	\$0	\$0	\$0	\$0
\$3,808,000	Furn., Fixtures and Equip.	\$3,108,000	\$3,108,000	\$0	\$0	\$0	\$0	\$0	\$0	\$0
\$54,463,138	Total	\$55,463,138	\$47,463,138	\$8,000,000	\$0	\$0	\$0	\$0	\$0	\$0
More (Less) Than Prior Year Program:		\$1,000,000	\$0	\$1,000,000	\$0	\$0	\$0	\$0	\$0	\$0

E540900 Open Space Classrm. Enclosures

Class: Board of Education

FY2019

Council Approved

Project Status

1. Current Phase: Active
2. Action Taken in Current Fiscal Year: Design, Bid, Award, and Construction
3. Action Required to Complete This Project: Construction, Post Construction and Closeout

Change from Prior Year

1. Change in Name or Description: None
2. Change in Total Project Cost: Adjusted FY 2019 funding
3. Change in Scope: None
4. Change in Timing: None

Estimated Operating Budget Impact: Potential savings/cost avoidance

Initial Total Project Cost Estimate

FY 2010 \$3,702,198

Financial Activity

	Expended	Encumbered	Total
April 1, 2017	\$14,441,012	\$5,583,533	\$20,024,544
April 1, 2018	\$19,082,901	\$5,806,073	\$24,888,974

Prior Year Project Total	Funding	Project Total	Prior Approval	Budget FY2019	Capital Program (\$000)					Beyond 6 Years
					FY2020	FY2021	FY2022	FY2023	FY2024	
\$32,564,138	General County Bonds	\$32,387,138	\$28,364,138	\$4,023,000	\$0	\$0	\$0	\$0	\$0	\$0
\$0	General Fund PayGo	\$0	\$0	\$0	\$0	\$0	\$0	\$0	\$0	\$0
\$21,899,000	Inter-Agency Committee	\$23,076,000	\$19,099,000	\$3,977,000	\$0	\$0	\$0	\$0	\$0	\$0
\$54,463,138	Total	\$55,463,138	\$47,463,138	\$8,000,000	\$0	\$0	\$0	\$0	\$0	\$0
More (Less) Than Prior Year Program:		\$1,000,000	\$0	\$1,000,000	\$0	\$0	\$0	\$0	\$0	\$0

E543200 Northeast HS

Class: Board of Education

FY2019 Council Approved

Description

This project provides the revitalization of and an addition to Northeast HS. The current school facility was originally constructed in 1964. The existing building was not configured to support the current and future educational program.

The SRC of the existing building is 1,621. The SRC of the proposed project is 1,621.

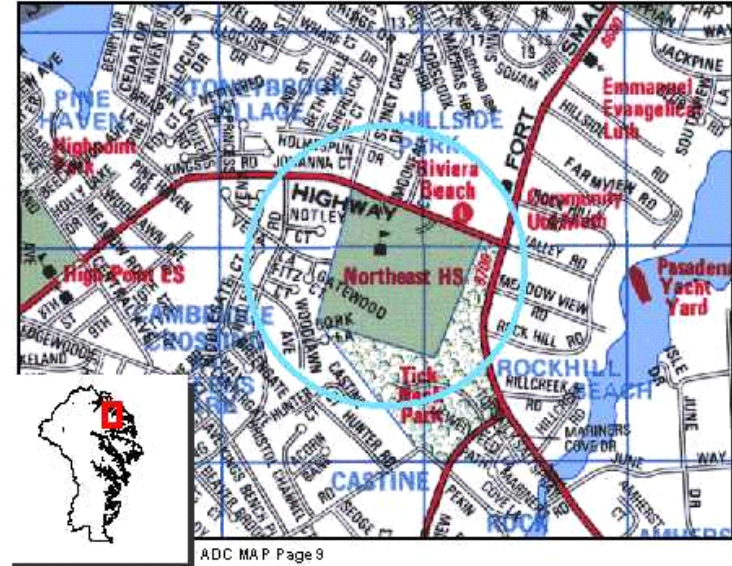
This project is 34% Impact Fee eligible in District 3.

Benefit

This project will provide a facility configured to support the current educational program.

Amendment History

Council (CC) removed \$10m from FY11 via AMD#49 , added conditions via AMD#53 and changed description via AMD#55 to Bill 35-08. CC removed \$3m via AMD#42 to Bill 24-09. CC shifted \$4,922,200 in Prgm via AMD#69 and #76 to Bill 28-10. CC removed bonds of \$3,929,000 and replaced with \$4,694, 000 IAC via AMD #91/127 and reduced project by \$765k in FY13 via AMD #92 to Bill 27-11. CC approved Exec's suppl AMD #98 to Bill 31-16 replacing \$200k of Bonds with Impact Fees.



Prior Year Project Total	Phase	Project Total	Prior Approval	Budget FY2019	Capital Program (\$000)					Beyond 6 Years
					FY2020	FY2021	FY2022	FY2023	FY2024	
\$5,213,000	Plans and Engineering	\$5,213,000	\$5,213,000	\$0	\$0	\$0	\$0	\$0	\$0	\$0
\$79,510,933	Construction	\$79,010,933	\$79,510,933	(\$500,000)	\$0	\$0	\$0	\$0	\$0	\$0
\$5,063,000	Furn., Fixtures and Equip.	\$5,063,000	\$5,063,000	\$0	\$0	\$0	\$0	\$0	\$0	\$0
\$2,299,000	Other	\$2,299,000	\$2,299,000	\$0	\$0	\$0	\$0	\$0	\$0	\$0
\$92,085,933	Total	\$91,585,933	\$92,085,933	(\$500,000)	\$0	\$0	\$0	\$0	\$0	\$0
More (Less) Than Prior Year Program:		(\$500,000)	\$0	(\$500,000)	\$0	\$0	\$0	\$0	\$0	\$0

E543200 Northeast HS

Class: Board of Education

FY2019 Council Approved

Project Status

- 1. Current Phase: Active
- 2. Action Taken in Current Fiscal Year: Closeout
- 3. Action Required to Complete This Project: Closeout

Change from Prior Year

- 1. Change in Name or Description: None
- 2. Change in Total Project Cost: Reduced based on actual costs.
- 3. Change in Scope: None
- 4. Change in Timing: None

Estimated Operating Budget Impact: Indeterminate

Initial Total Project Cost Estimate

FY 2008 \$564,000

Financial Activity

	Expended	Encumbered	Total
April 1, 2017	\$89,443,643	\$351,697	\$89,795,339
April 1, 2018	\$89,518,331	\$244,684	\$89,763,015

Prior Year Project Total	Funding	Project Total	Prior Approval	Budget FY2019	Capital Program (\$000)					Beyond 6 Years
					FY2020	FY2021	FY2022	FY2023	FY2024	
\$54,814,933	General County Bonds	\$54,314,933	\$54,814,933	(\$500,000)	\$0	\$0	\$0	\$0	\$0	\$0
\$0	General Fund PayGo	\$0	\$0	\$0	\$0	\$0	\$0	\$0	\$0	\$0
\$7,100,000	Ed Impact Fees Dist 3	\$7,100,000	\$7,100,000	\$0	\$0	\$0	\$0	\$0	\$0	\$0
\$233,000	POS - Development	\$233,000	\$233,000	\$0	\$0	\$0	\$0	\$0	\$0	\$0
\$23,547,000	Inter-Agency Committee	\$23,547,000	\$23,547,000	\$0	\$0	\$0	\$0	\$0	\$0	\$0
\$6,391,000	Other Funding Sources	\$6,391,000	\$6,391,000	\$0	\$0	\$0	\$0	\$0	\$0	\$0
\$92,085,933	Total	\$91,585,933	\$92,085,933	(\$500,000)	\$0	\$0	\$0	\$0	\$0	\$0
More (Less) Than Prior Year Program:		(\$500,000)	\$0	(\$500,000)	\$0	\$0	\$0	\$0	\$0	\$0

E545200 Lothian ES

Class: Board of Education

FY2019

Council Approved

Description

This project will provide a replacement school for Lothian ES. The existing building was not configured to support the current and future educational program. This facility was originally constructed in 1956 with addition/renovation in 1966, 1977, 1993.

The SRC of the existing building is 473. The SRC of the proposed project is 552.

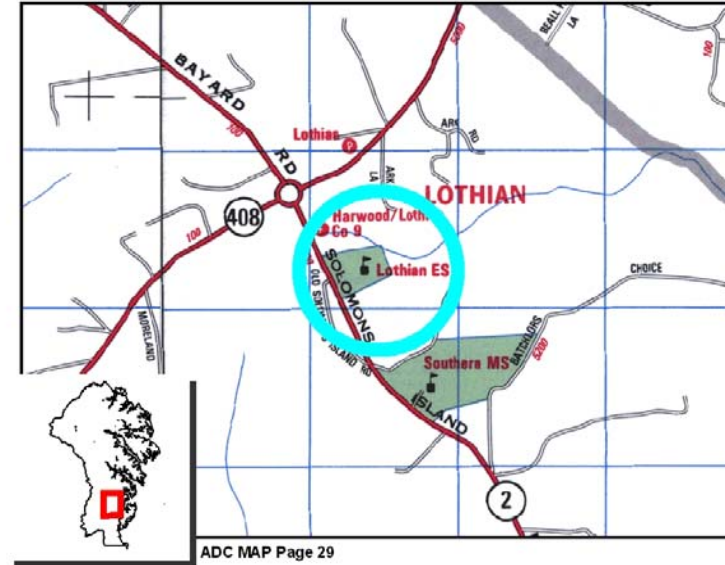
This project is 19% Impact Fee eligible in District 7.

Benefit

This project will provide a facility configured to support the educational program and relieve overcrowding in the existing facility as well as provide an enhanced community center.

Amendment History

County Council accelerated funding via AMD #98 to Bill 27-11. Council added \$1,325,000 in FY12 via AMD #99 to Bill 27-11. Council changed the mix of funding sources via AMDs #38, 76, 77 to Bill 31-12. CC removed \$100k via AMD #20 to Bill 37-18.



Prior Year Project Total	Phase	Project Total	Prior Approval	Budget FY2019	Capital Program (\$000)					Beyond 6 Years
					FY2020	FY2021	FY2022	FY2023	FY2024	
\$2,104,000	Plans and Engineering	\$2,104,000	\$2,104,000	\$0	\$0	\$0	\$0	\$0	\$0	\$0
\$23,705,000	Construction	\$23,105,000	\$23,705,000	(\$600,000)	\$0	\$0	\$0	\$0	\$0	\$0
\$1,880,000	Furn., Fixtures and Equip.	\$1,880,000	\$1,880,000	\$0	\$0	\$0	\$0	\$0	\$0	\$0
\$1,311,000	Other	\$1,311,000	\$1,311,000	\$0	\$0	\$0	\$0	\$0	\$0	\$0
\$29,000,000	Total	\$28,400,000	\$29,000,000	(\$600,000)	\$0	\$0	\$0	\$0	\$0	\$0
More (Less) Than Prior Year Program:		(\$600,000)	\$0	(\$600,000)	\$0	\$0	\$0	\$0	\$0	\$0

E545200 Lothian ES

Class: Board of Education

FY2019 Council Approved

Project Status

1. Current Phase: Active
2. Action Taken in Current Fiscal Year: Closeout
3. Action Required to Complete This Project: Closeout

Change from Prior Year

1. Change in Name or Description: None
2. Change in Total Project Cost: Reduced based on actual costs.
3. Change in Scope: None
4. Change in Timing: None

Estimated Operating Budget Impact: Between \$100,000 and \$500,000 per year

Initial Total Project Cost Estimate

FY 2010 \$34,564,000

Financial Activity

	Expended	Encumbered	Total
April 1, 2017	\$28,236,776	\$137,565	\$28,374,342
April 1, 2018	\$28,298,488	\$76,362	\$28,374,849

Prior Year Project Total	Funding	Project Total	Prior Approval	Budget FY2019	Capital Program (\$000)					Beyond 6 Years
					FY2020	FY2021	FY2022	FY2023	FY2024	
\$18,726,000	General County Bonds	\$18,126,000	\$18,726,000	(\$600,000)	\$0	\$0	\$0	\$0	\$0	\$0
\$5,822,000	Inter-Agency Committee	\$5,822,000	\$5,822,000	\$0	\$0	\$0	\$0	\$0	\$0	\$0
\$4,452,000	Bond Premium	\$4,452,000	\$4,452,000	\$0	\$0	\$0	\$0	\$0	\$0	\$0
\$29,000,000	Total	\$28,400,000	\$29,000,000	(\$600,000)	\$0	\$0	\$0	\$0	\$0	\$0
More (Less) Than Prior Year Program:		(\$600,000)	\$0	(\$600,000)	\$0	\$0	\$0	\$0	\$0	\$0

E545300 Crofton ES

Class: Board of Education

FY2019

Council Approved

Description

This project will provide for a revitalization of and an addition to Crofton ES The existing building was not configured to support the current and future educational program. This facility was originally constructed in 1969, with an addition in 1999 and 2004.

The SRC of the existing building is 512. The SRC of the proposed project is 656.

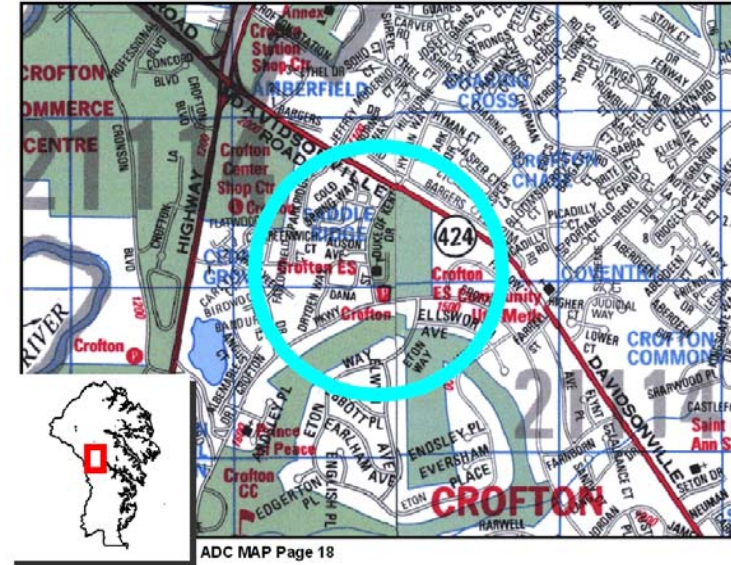
This project is 22% Impact Fee eligible in District 1.

Benefit

This project will provide a facility configured to support the educational program and relieve overcrowding in the existing facility as well as provide an enhanced community center.

Amendment History

Accelerated funding via AMD #98 to Bill 27-11. Added \$1,389,000 in FY12 via AMD #100 to Bill 27-11. Accelerated funding via AMDs #7 and 8 to Bill 46-13.



Prior Year Project Total	Phase	Project Total	Prior Approval	Budget FY2019	Capital Program (\$000)					Beyond 6 Years
					FY2020	FY2021	FY2022	FY2023	FY2024	
\$2,207,000	Plans and Engineering	\$2,207,000	\$2,207,000	\$0	\$0	\$0	\$0	\$0	\$0	\$0
\$20,686,000	Construction	\$20,426,000	\$20,686,000	(\$260,000)	\$0	\$0	\$0	\$0	\$0	\$0
\$1,813,000	Furn., Fixtures and Equip.	\$1,813,000	\$1,813,000	\$0	\$0	\$0	\$0	\$0	\$0	\$0
\$1,435,000	Other	\$1,435,000	\$1,435,000	\$0	\$0	\$0	\$0	\$0	\$0	\$0
\$26,141,000	Total	\$25,881,000	\$26,141,000	(\$260,000)	\$0	\$0	\$0	\$0	\$0	\$0
More (Less) Than Prior Year Program:		(\$260,000)	\$0	(\$260,000)	\$0	\$0	\$0	\$0	\$0	\$0

E545300 Crofton ES

Class: Board of Education

FY2019

Council Approved

Project Status

1. Current Phase: Active
2. Action Taken in Current Fiscal Year: Post Construction and Coseout
3. Action Required to Complete This Project: Closeout

Change from Prior Year

1. Change in Name or Description: None
2. Change in Total Project Cost: Reduced based on actual costs.
3. Change in Scope: None
4. Change in Timing: None

Estimated Operating Budget Impact: Between \$100,000 and \$500,000 per year

Initial Total Project Cost Estimate

FY 2010 \$34,165,000

Financial Activity

	Expended	Encumbered	Total
April 1, 2017	\$25,754,004	\$117,226	\$25,871,229
April 1, 2018	\$25,798,621	\$55,741	\$25,854,362

Prior Year Project Total	Funding	Project Total	Prior Approval	Budget FY2019	Capital Program (\$000)					Beyond 6 Years
					FY2020	FY2021	FY2022	FY2023	FY2024	
\$18,345,000	General County Bonds	\$18,085,000	\$18,345,000	(\$260,000)	\$0	\$0	\$0	\$0	\$0	\$0
\$1,884,000	General Fund PayGo	\$1,884,000	\$1,884,000	\$0	\$0	\$0	\$0	\$0	\$0	\$0
\$5,912,000	Inter-Agency Committee	\$5,912,000	\$5,912,000	\$0	\$0	\$0	\$0	\$0	\$0	\$0
\$26,141,000	Total	\$25,881,000	\$26,141,000	(\$260,000)	\$0	\$0	\$0	\$0	\$0	\$0
More (Less) Than Prior Year Program:		(\$260,000)	\$0	(\$260,000)	\$0	\$0	\$0	\$0	\$0	\$0

E545400 Mills-Parole ES

Class: Board of Education

FY2019

Council Approved

Description

This project will provide a revitalization of and an addition to Mills-Parole ES. The existing building was not configured to support the current and future educational program. This facility was originally constructed in 1952, with additions in 1958, 1965, and 1994.

The SRC of the existing building is 401. The SRC of the proposed project is 673.

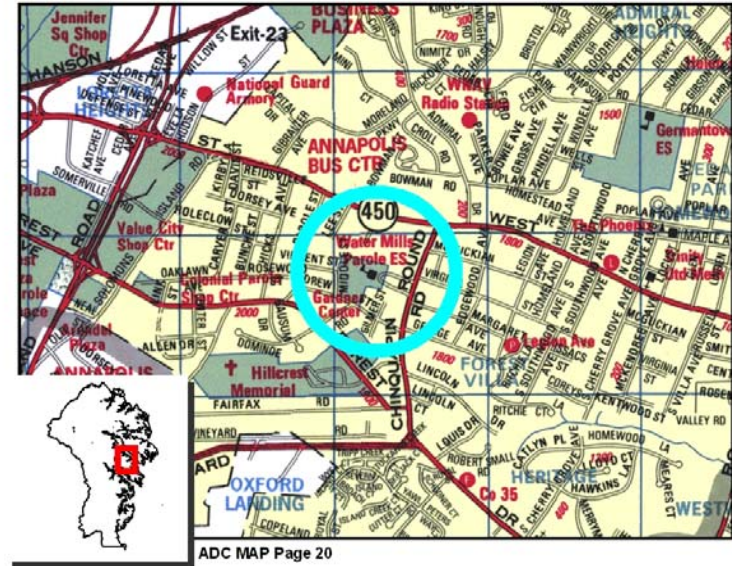
This project is 40% Impact Fee eligible in District 6.

Benefit

This project will provide a facility configured to support the educational program and relieve overcrowding in the existing facility as well as provide an enhanced community center.

Amendment History

Accelerated funding via AMD #98 to Bill 27-11. Added \$1,380,000 in FY12 via AMD #101 to Bill 27-11. Changed the mix of funding sources via AMDs #40, 64, 65 to Bill 31-12. Accelerated funding via AMDs #9 and 10 to Bill 46-13. CC removed \$500k via AMD #19 to Bill 36-17.



Prior Year Project Total	Phase	Project Total	Prior Approval	Budget FY2019	Capital Program (\$000)					Beyond 6 Years
					FY2020	FY2021	FY2022	FY2023	FY2024	
\$2,194,000	Plans and Engineering	\$2,194,000	\$2,194,000	\$0	\$0	\$0	\$0	\$0	\$0	\$0
\$20,040,000	Construction	\$20,040,000	\$20,040,000	\$0	\$0	\$0	\$0	\$0	\$0	\$0
\$2,090,000	Furn., Fixtures and Equip.	\$2,090,000	\$2,090,000	\$0	\$0	\$0	\$0	\$0	\$0	\$0
\$1,470,000	Other	\$1,470,000	\$1,470,000	\$0	\$0	\$0	\$0	\$0	\$0	\$0
\$25,794,000	Total	\$25,794,000	\$25,794,000	\$0	\$0	\$0	\$0	\$0	\$0	\$0
More (Less) Than Prior Year Program:		\$0	\$0	\$0	\$0	\$0	\$0	\$0	\$0	\$0

E545400 Mills-Parole ES

Class: Board of Education

FY2019

Council Approved

Project Status

1. Current Phase: Active
2. Action Taken in Current Fiscal Year: Closeout
3. Action Required to Complete This Project: Closeout

Change from Prior Year

1. Change in Name or Description: None
2. Change in Total Project Cost: None
3. Change in Scope: None
4. Change in Timing: None

Estimated Operating Budget Impact: Between \$100,000 and \$500,000 per year

Initial Total Project Cost Estimate

FY 2010 \$33,711,000

Financial Activity

	Expended	Encumbered	Total
April 1, 2017	\$25,709,753	\$41,883	\$25,751,636
April 1, 2018	\$25,721,010	\$16,265	\$25,737,274

Prior Year Project Total	Funding	Project Total	Prior Approval	Budget FY2019	Capital Program (\$000)					Beyond 6 Years
					FY2020	FY2021	FY2022	FY2023	FY2024	
\$20,181,000	General County Bonds	\$20,181,000	\$20,181,000	\$0	\$0	\$0	\$0	\$0	\$0	\$0
\$5,613,000	Inter-Agency Committee	\$5,613,000	\$5,613,000	\$0	\$0	\$0	\$0	\$0	\$0	\$0
\$25,794,000	Total	\$25,794,000	\$25,794,000	\$0	\$0	\$0	\$0	\$0	\$0	\$0
More (Less) Than Prior Year Program:		\$0	\$0	\$0	\$0	\$0	\$0	\$0	\$0	\$0

E545500 Rolling Knolls ES

Class: Board of Education

FY2019

Council Approved

Description

This project will provide a replacement school for Rolling Knolls ES. This facility was originally constructed in 1963. The existing building was not configured to support the current and future educational program.

The SRC of the existing building is 362. The SRC of the proposed project will be 598.

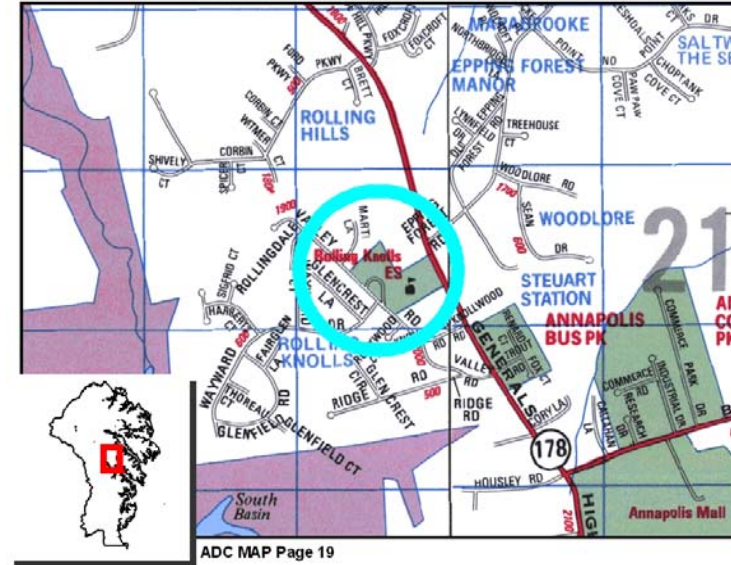
This project is 54% Impact Fee eligible in District 6.

Benefit

This project will provide a facility configured to support the educational program and relieve overcrowding in the existing facility as well as provide an enhanced community center.

Amendment History

County Council removed \$1,010,000 from the Program via AMD#68 to Bill 28-10. Council accelerated funding via AMD #98 to Bill 27-11. Council added \$1,266,000 in FY12 via AMD #104 to Bill 27-11. Council accelerated funding via AMD #78 to Bill 31-12. Funding sources switched in FY15 & FY16 via AMD #11 to Bill 46-13.



Prior Year Project Total	Phase	Project Total	Prior Approval	Budget FY2019	Capital Program (\$000)					Beyond 6 Years
					FY2020	FY2021	FY2022	FY2023	FY2024	
\$2,607,000	Plans and Engineering	\$2,607,000	\$2,607,000	\$0	\$0	\$0	\$0	\$0	\$0	\$0
\$24,061,000	Construction	\$24,061,000	\$24,061,000	\$0	\$0	\$0	\$0	\$0	\$0	\$0
\$1,884,000	Furn., Fixtures and Equip.	\$1,884,000	\$1,884,000	\$0	\$0	\$0	\$0	\$0	\$0	\$0
\$3,092,000	Other	\$3,092,000	\$3,092,000	\$0	\$0	\$0	\$0	\$0	\$0	\$0
\$31,644,000	Total	\$31,644,000	\$31,644,000	\$0	\$0	\$0	\$0	\$0	\$0	\$0
More (Less) Than Prior Year Program:		\$0	\$0	\$0	\$0	\$0	\$0	\$0	\$0	\$0

E545500 Rolling Knolls ES

Class: Board of Education

FY2019

Council Approved

Project Status

1. Current Phase: Active
2. Action Taken in Current Fiscal Year: Post Construction and Closeout
3. Action Required to Complete This Project: Closeout

Change from Prior Year

1. Change in Name or Description: None
2. Change in Total Project Cost: None
3. Change in Scope: None
4. Change in Timing: None

Estimated Operating Budget Impact: Between \$100,000 and \$500,000 per year

Initial Total Project Cost Estimate

FY 2010 \$28,547,000

Financial Activity

	Expended	Encumbered	Total
April 1, 2017	\$27,648,481	\$1,118,216	\$28,766,696
April 1, 2018	\$28,113,520	\$622,285	\$28,735,805

Prior Year Project Total	Funding	Project Total	Prior Approval	Budget FY2019	Capital Program (\$000)					Beyond 6 Years
					FY2020	FY2021	FY2022	FY2023	FY2024	
\$14,676,000	General County Bonds	\$14,676,000	\$14,676,000	\$0	\$0	\$0	\$0	\$0	\$0	\$0
\$1,000,000	Ed Impact Fees Dist 6	\$1,000,000	\$1,000,000	\$0	\$0	\$0	\$0	\$0	\$0	\$0
\$7,968,000	Inter-Agency Committee	\$7,968,000	\$7,968,000	\$0	\$0	\$0	\$0	\$0	\$0	\$0
\$8,000,000	Bond Premium	\$8,000,000	\$8,000,000	\$0	\$0	\$0	\$0	\$0	\$0	\$0
\$31,644,000	Total	\$31,644,000	\$31,644,000	\$0	\$0	\$0	\$0	\$0	\$0	\$0
More (Less) Than Prior Year Program:		\$0	\$0	\$0	\$0	\$0	\$0	\$0	\$0	\$0

E545600 West Annapolis ES

Class: Board of Education

FY2019

Council Approved

Description

This project will provide a modernization of and an addition to West Annapolis ES. The existing building was not configured to support the current and future educational program. This facility was originally constructed in 1939, with additions in 1956 & 1984.

The SRC of the existing building is 274. The SRC of the proposed is 314.

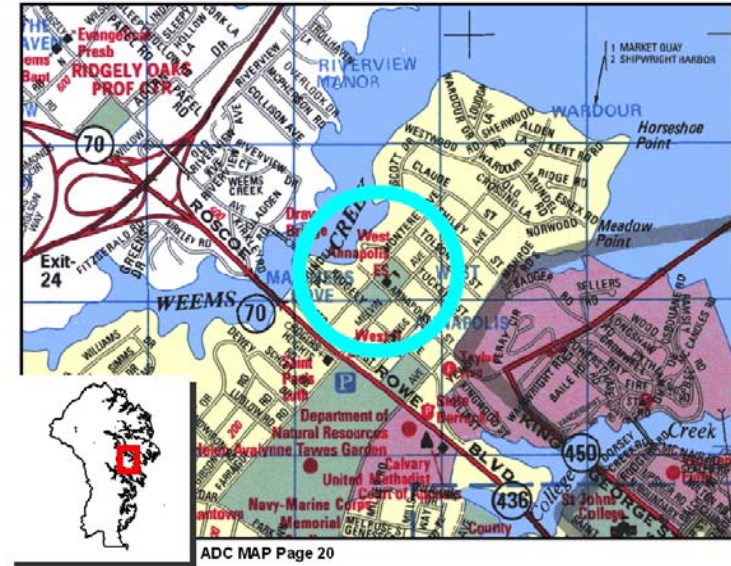
This project is 39% Impact Fee eligible in District 6.

Benefit

This project will provide a facility configured to support the educational program and relieve overcrowding in the existing facility as well as provide an enhanced community center.

Amendment History

Accelerated funding via AMD #98 to Bill 27-11. Added \$1,055,000 in FY12 via AMD #103 to Bill 27-11. Added program funding via AMD #78 to Bill 31-12. Accelerated funding by \$500K via AMD# 13, and delayed program funding by \$1,371,000 in FY15 to FY16 & FY17 via AMD# 14 to Bill 46-13. CC removed \$500k via AMD #20 to Bill 36-17. CC removed \$100k via AMD #21 to Bill 37-18.



Prior Year Project Total	Phase	Project Total	Prior Approval	Budget FY2019	Capital Program (\$000)					Beyond 6 Years
					FY2020	FY2021	FY2022	FY2023	FY2024	
\$1,762,000	Plans and Engineering	\$1,762,000	\$1,762,000	\$0	\$0	\$0	\$0	\$0	\$0	\$0
\$18,222,000	Construction	\$18,122,000	\$18,222,000	(\$100,000)	\$0	\$0	\$0	\$0	\$0	\$0
\$1,590,000	Furn., Fixtures and Equip.	\$1,590,000	\$1,590,000	\$0	\$0	\$0	\$0	\$0	\$0	\$0
\$1,347,000	Other	\$1,347,000	\$1,347,000	\$0	\$0	\$0	\$0	\$0	\$0	\$0
\$22,921,000	Total	\$22,821,000	\$22,921,000	(\$100,000)	\$0	\$0	\$0	\$0	\$0	\$0
More (Less) Than Prior Year Program:		(\$100,000)	\$0	(\$100,000)	\$0	\$0	\$0	\$0	\$0	\$0

E545600 West Annapolis ES

Class: Board of Education

FY2019

Council Approved

Project Status

1. Current Phase: Active
2. Action Taken in Current Fiscal Year: Post Construction and Closeout
3. Action Required to Complete This Project: Closeout

Change from Prior Year

1. Change in Name or Description: None
2. Change in Total Project Cost: None
3. Change in Scope: None
4. Change in Timing: None

Estimated Operating Budget Impact: Between \$100,000 and \$500,000 per year

Initial Total Project Cost Estimate

FY 2010 \$21,916,000

Financial Activity

	Expended	Encumbered	Total
April 1, 2017	\$22,289,497	\$348,067	\$22,637,564
April 1, 2018	\$22,487,070	\$102,706	\$22,589,776

Prior Year Project Total	Funding	Project Total	Prior Approval	Budget FY2019	Capital Program (\$000)					Beyond 6 Years
					FY2020	FY2021	FY2022	FY2023	FY2024	
\$18,233,000	General County Bonds	\$18,133,000	\$18,233,000	(\$100,000)	\$0	\$0	\$0	\$0	\$0	\$0
\$750,000	Ed Impact Fees Dist 6	\$750,000	\$750,000	\$0	\$0	\$0	\$0	\$0	\$0	\$0
\$3,938,000	Inter-Agency Committee	\$3,938,000	\$3,938,000	\$0	\$0	\$0	\$0	\$0	\$0	\$0
\$22,921,000	Total	\$22,821,000	\$22,921,000	(\$100,000)	\$0	\$0	\$0	\$0	\$0	\$0
More (Less) Than Prior Year Program:		(\$100,000)	\$0	(\$100,000)	\$0	\$0	\$0	\$0	\$0	\$0

E547200 Severna Park HS

Class: Board of Education

FY2019

Council Approved

Description

This project will provide a replacement school for Severna Park HS. The existing building was not configured to support the current and future educational program. This facility was originally constructed in 1959 with additions and renovations in 1973 and a cafeteria addition in 1982.

The SRC of the existing building is 1,805. The SRC of the proposed is 2,141.

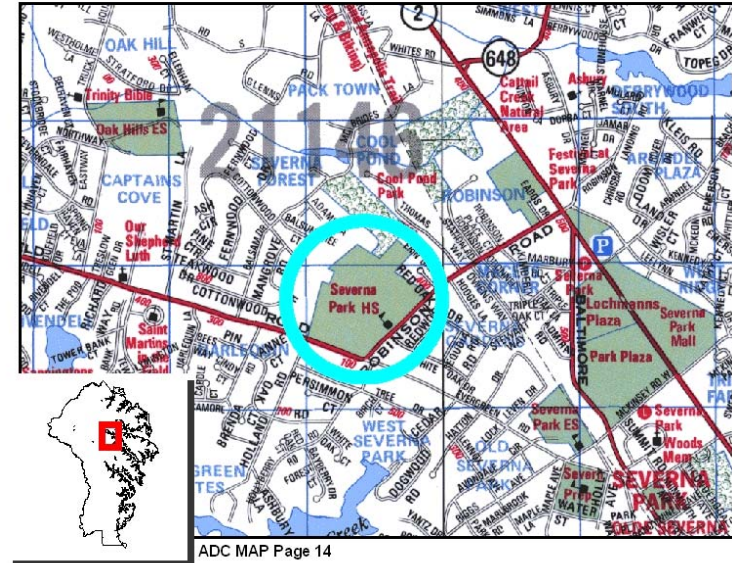
This project is 16% Impact Fee eligible (16% in District 5 and 1% in District 4).

Benefit

This project will provide a facility configured to support the current educational program.

Amendment History

Created with \$740k in FY11 via AMD#72 to Bill 24-09. Shifted \$104,252k in Program via AMD#72 and #76 to Bill 28-10. Deferred construction via AMD #98 to Bill 27-11. Deferred construction via AMDs #41 and #78 to Bill 31-12. Funding switched in FY14, FY15 & FY17 via AMD #15 and #16 to Bill 46-13. Funding switched in FY17 via AMD #44 to Bill 23-14. Funding switched in FY15 via AMD #75 to Bill 23-14. CC approved Exec's suppl AMD #99 to Bill 31-16 replacing \$250k of PayGo with Impact Fees. CC removed \$1m via AMD #22 to Bill 37-18.



Prior Year Project Total	Phase	Project Total	Prior Approval	Budget FY2019	Capital Program (\$000)					Beyond 6 Years
					FY2020	FY2021	FY2022	FY2023	FY2024	
\$7,729,000	Plans and Engineering	\$7,729,000	\$7,729,000	\$0	\$0	\$0	\$0	\$0	\$0	\$0
\$108,333,000	Construction	\$102,333,000	\$108,333,000	(\$6,000,000)	\$0	\$0	\$0	\$0	\$0	\$0
\$6,708,000	Furn., Fixtures and Equip.	\$6,708,000	\$6,708,000	\$0	\$0	\$0	\$0	\$0	\$0	\$0
\$2,395,000	Other	\$2,395,000	\$2,395,000	\$0	\$0	\$0	\$0	\$0	\$0	\$0
\$125,165,000	Total	\$119,165,000	\$125,165,000	(\$6,000,000)	\$0	\$0	\$0	\$0	\$0	\$0
More (Less) Than Prior Year Program:		(\$6,000,000)	\$0	(\$6,000,000)	\$0	\$0	\$0	\$0	\$0	\$0

E547200 Severna Park HS

Class: Board of Education

FY2019

Council Approved

Project Status

1. Current Phase: Active
2. Action Taken in Current Fiscal Year: Construction, Post Construction and Closeout
3. Action Required to Complete This Project: Post Construction and Closeout

Change from Prior Year

1. Change in Name or Description: None
2. Change in Total Project Cost: Reduced based on actual costs.
3. Change in Scope: None
4. Change in Timing: None

Estimated Operating Budget Impact: Indeterminate

Initial Total Project Cost Estimate

FY 2010 \$124,071,000

Financial Activity

	Expended	Encumbered	Total
April 1, 2017	\$98,493,481	\$18,712,372	\$117,205,853
April 1, 2018	\$113,594,859	\$3,201,234	\$116,796,093

Prior Year Project Total	Funding	Project Total	Prior Approval	Budget FY2019	Capital Program (\$000)					Beyond 6 Years
					FY2020	FY2021	FY2022	FY2023	FY2024	
\$49,120,000	General County Bonds	\$42,770,000	\$49,120,000	(\$6,350,000)	\$0	\$0	\$0	\$0	\$0	\$0
\$3,093,000	General Fund PayGo	\$3,093,000	\$3,093,000	\$0	\$0	\$0	\$0	\$0	\$0	\$0
\$550,000	Ed Impact Fees Dist 4	\$900,000	\$550,000	\$350,000	\$0	\$0	\$0	\$0	\$0	\$0
\$1,684,000	Ed Impact Fees Dist 5	\$1,684,000	\$1,684,000	\$0	\$0	\$0	\$0	\$0	\$0	\$0
\$42,114,000	Inter-Agency Committee	\$42,114,000	\$42,114,000	\$0	\$0	\$0	\$0	\$0	\$0	\$0
\$28,604,000	Bond Premium	\$28,604,000	\$28,604,000	\$0	\$0	\$0	\$0	\$0	\$0	\$0
\$125,165,000	Total	\$119,165,000	\$125,165,000	(\$6,000,000)	\$0	\$0	\$0	\$0	\$0	\$0
More (Less) Than Prior Year Program:		(\$6,000,000)	\$0	(\$6,000,000)	\$0	\$0	\$0	\$0	\$0	\$0

E549200 Additions

Class: Board of Education

FY2019

Council Approved

Description

This project will provide separate gymnasiums or other additions to relieve over-utilized multi-purpose rooms or increase capacity.

The SRC of the existing buildings varies. Any changes to the SRC's of the proposed projects will be determined and approved by the Board of Education as part of the design process.

This project is 100% eligible for use of impact fees for additional classroom space from the Districts within which the specific projects are located.

Location

Countywide

Benefit

Amendment History

Increased project AMD #95 to Bill 27-11. Increased project via AMD #43 to Bill 31-12. Funding sources fo \$55Kswitched via AMD #5 & #6 to Bill 46-13.

Prior Year Project Total	Phase	Project Total	Prior Approval	Budget FY2019	Capital Program (\$000)					Beyond 6 Years
					FY2020	FY2021	FY2022	FY2023	FY2024	
\$8,338,000	Plans and Engineering	\$8,918,000	\$6,888,000	\$580,000	\$290	\$290	\$290	\$290	\$290	\$0
\$42,724,000	Construction	\$50,729,000	\$29,724,000	\$8,005,000	\$2,600	\$2,600	\$2,600	\$2,600	\$2,600	\$0
\$1,085,000	Furn., Fixtures and Equip.	\$1,085,000	\$535,000	\$0	\$110	\$110	\$110	\$110	\$110	\$0
\$52,147,000	Total	\$60,732,000	\$37,147,000	\$8,585,000	\$3,000	\$3,000	\$3,000	\$3,000	\$3,000	\$0
More (Less) Than Prior Year Program:		\$8,585,000	\$0	\$5,585,000	\$0	\$0	\$0	\$0	\$3,000	\$0

E549200 Additions

Class: Board of Education

FY2019

Council Approved

Project Status

1. Current Phase: Active
2. Action Taken in Current Fiscal Year: Design, bid, award, construction, post construction, and closeout of current projects and programmed projects.
3. Action Required to Complete This Project: Construction, Post Construction, and Closeout of current projects and all phases for programmed projects.

Change from Prior Year

1. Change in Name or Description: None
2. Change in Total Project Cost: Increased FY19 and added FY24 funding
3. Change in Scope: None
4. Change in Timing: None

Estimated Operating Budget Impact: Less than \$100,000 per year

Initial Total Project Cost Estimate

FY 2012 \$5,000,000

Financial Activity

	Expended	Encumbered	Total
April 1, 2017	\$22,954,939	\$5,192,265	\$28,147,205
April 1, 2018	\$26,830,800	\$2,027,382	\$28,858,182

Prior Year Project Total	Funding	Project Total	Prior Approval	Budget FY2019	Capital Program (\$000)					Beyond 6 Years
					FY2020	FY2021	FY2022	FY2023	FY2024	
\$31,210,000	General County Bonds	\$35,773,000	\$22,210,000	\$4,563,000	\$1,800	\$1,800	\$1,800	\$1,800	\$1,800	\$0
\$15,937,000	Inter-Agency Committee	\$19,959,000	\$9,937,000	\$4,022,000	\$1,200	\$1,200	\$1,200	\$1,200	\$1,200	\$0
\$5,000,000	Other State Grants	\$5,000,000	\$5,000,000	\$0	\$0	\$0	\$0	\$0	\$0	\$0
\$52,147,000	Total	\$60,732,000	\$37,147,000	\$8,585,000	\$3,000	\$3,000	\$3,000	\$3,000	\$3,000	\$0
More (Less) Than Prior Year Program:		\$8,585,000	\$0	\$5,585,000	\$0	\$0	\$0	\$0	\$3,000	\$0

E549300 Athletic Stadium Improvements

Class: Board of Education

FY2019

Council Approved

Description

This project will provide design and construction funding for athletic facility enhancements such as field restoration, bleachers, concession stands, lighting, fencing, irrigation systems, security features, restrooms, etc. Implementation of this program will be based on the Superintendent's recommendation and Board approval.

Location

Countywide

Benefit

Amendment History

Increased \$400k via AMD # 96 to Bill 27-11. Increased via AMD #36 to Bill 31-12. Increased by \$50K via AMD #2 to Bill 46-13. Switched funding via AMD #111.

Prior Year Project Total	Phase	Project Total	Prior Approval	Budget FY2019	Capital Program (\$000)					Beyond 6 Years
					FY2020	FY2021	FY2022	FY2023	FY2024	
\$1,325,000	Plans and Engineering	\$1,375,000	\$1,075,000	\$50,000	\$50	\$50	\$50	\$50	\$50	\$0
\$20,805,000	Construction	\$21,955,000	\$14,955,000	\$1,250,000	\$1,150	\$1,150	\$1,150	\$1,150	\$1,150	\$0
\$1,300,000	Other	\$1,300,000	\$1,300,000	\$0	\$0	\$0	\$0	\$0	\$0	\$0
\$23,430,000	Total	\$24,630,000	\$17,330,000	\$1,300,000	\$1,200	\$1,200	\$1,200	\$1,200	\$1,200	\$0
More (Less) Than Prior Year Program:		\$1,200,000	\$0	\$0	\$0	\$0	\$0	\$0	\$1,200	\$0

E549300 Athletic Stadium Improvements

Class: Board of Education

FY2019

Council Approved

Project Status

1. Current Phase: Active
2. Action Taken in Current Fiscal Year: Design, Bid, Award, and Construction
3. Action Required to Complete This Project: Construction, Post Construction, and Closeout for current projects and all phases for programmed projects.

Change from Prior Year

1. Change in Name or Description: None.
2. Change in Total Project Cost: Added FY 2024 funding
3. Change in Scope: None.
4. Change in Timing: None.

Estimated Operating Budget Impact: Less than \$100,000 per year

Initial Total Project Cost Estimate

FY 2012 \$400,000

Financial Activity

	Expended	Encumbered	Total
April 1, 2017	\$11,977,409	\$870,812	\$12,848,221
April 1, 2018	\$15,396,044	\$600,931	\$15,996,975

Prior Year Project Total	Funding	Project Total	Prior Approval	Budget FY2019	Capital Program (\$000)					Beyond 6 Years
					FY2020	FY2021	FY2022	FY2023	FY2024	
\$11,620,000	General County Bonds	\$13,020,000	\$5,520,000	\$1,500,000	\$1,200	\$1,200	\$1,200	\$1,200	\$1,200	\$0
\$0	General Fund PayGo	\$0	\$200,000	(\$200,000)	\$0	\$0	\$0	\$0	\$0	\$0
\$10,530,000	Other State Grants	\$10,330,000	\$10,330,000	\$0	\$0	\$0	\$0	\$0	\$0	\$0
\$1,280,000	Miscellaneous	\$1,280,000	\$1,280,000	\$0	\$0	\$0	\$0	\$0	\$0	\$0
\$23,430,000	Total	\$24,630,000	\$17,330,000	\$1,300,000	\$1,200	\$1,200	\$1,200	\$1,200	\$1,200	\$0
More (Less) Than Prior Year Program:		\$1,200,000	\$0	\$0	\$0	\$0	\$0	\$0	\$1,200	\$0

E549400 Drvwy & Park Lots

Class: Board of Education

FY2019 Council Approved

Description

Parking lot additions are needed to provide additional space required by increased staff and parental participation and to address traffic safety issues.

This project will require funding beyond the program.

This project replaced Project C478400.

Location

Countywide

Benefit

Driveways need to be modified to accommodate increased vehicular traffic. Safety is the major factor when buses and parent drop offs use the same areas. These projects address those safety concerns.

Amendment History

CC added \$232k via AMD #119 to Bill 37-18.

Prior Year Project Total	Phase	Project Total	Prior Approval	Budget FY2019	Capital Program (\$000)					Beyond 6 Years
					FY2020	FY2021	FY2022	FY2023	FY2024	
\$600,000	Plans and Engineering	\$650,000	\$350,000	\$50,000	\$50	\$50	\$50	\$50	\$50	
\$4,897,776	Construction	\$5,082,052	\$2,150,052	\$682,000	\$450	\$450	\$450	\$450	\$450	
\$5,497,776	Total	\$5,732,052	\$2,500,052	\$732,000	\$500	\$500	\$500	\$500	\$500	
More (Less) Than Prior Year Program:		\$234,276	(\$497,724)	\$232,000	\$0	\$0	\$0	\$0	\$500	Multi-Yr

E549400 Drvwy & Park Lots

Class: Board of Education

FY2019 Council Approved

Project Status

1. Current Status Of This Project: Active
2. Action Taken In Current Fiscal Year: Design, Bid, Award, Construction, and Closeout.
3. Action Required To Complete This Project: Construction, Post Construction, and Closeout of current projects and all phases for programmed projects.

Change from Prior Year

1. Change in Name or Description or Name: None
2. Change in Total Project Cost: Added FY 2024 funding
3. Change in Scope: None
4. Change in Timing: None

Estimated Operating Budget Impact: Potential savings/cost avoidance

Initial Total Project Cost Estimate

FY 2012 \$0

Financial Activity

	Expended	Encumbered	Total
April 1, 2017	\$10,945	\$285,289	\$296,234
April 1, 2018	\$601,390	\$249,790	\$851,180

Prior Year Project Total	Funding	Project Total	Prior Approval	Budget FY2019	Capital Program (\$000)					Beyond 6 Years
					FY2020	FY2021	FY2022	FY2023	FY2024	
\$5,497,776	General County Bonds	\$5,700,052	\$2,500,052	\$700,000	\$500	\$500	\$500	\$500	\$500	
	General Fund PayGo	\$32,000	\$0	\$32,000	\$0	\$0	\$0	\$0	\$0	
\$5,497,776	Total	\$5,732,052	\$2,500,052	\$732,000	\$500	\$500	\$500	\$500	\$500	
More (Less) Than Prior Year Program:		\$234,276	(\$497,724)	\$232,000	\$0	\$0	\$0	\$0	\$500	Multi-Yr

E549700 Manor View ES

Class: Board of Education

FY2019 Council Approved

Description

This project will provide a revitalization of Manor View ES. The existing building is not configured to support the current and future educational program. The Board of Education approved the feasibility study for a revitalization project at Manor View ES on September 14, 2014. This facility was originally constructed in 1971.

The SRC of the existing building is 529. The SRC of the proposed project is 454.

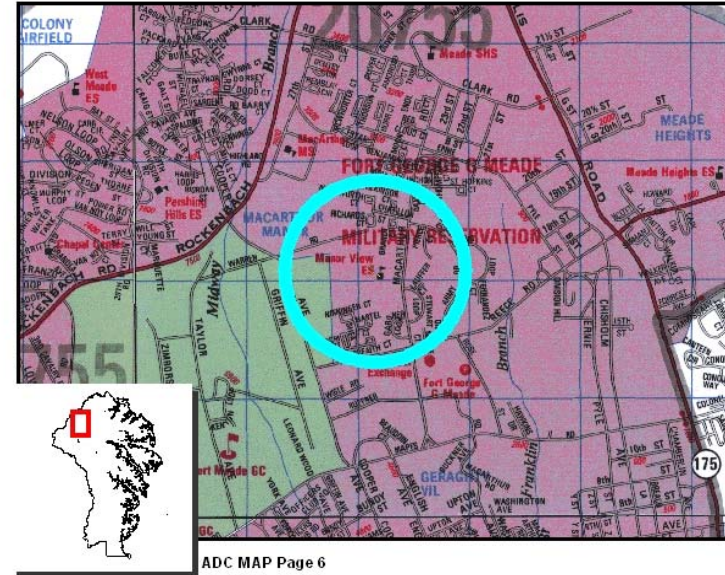
Benefit

The feasibility study is the first programmatic step toward providing a facility configured to support the educational program.

This project will provide a facility configured to support the educational program and relieve overcrowding in the existing facility as well as provide an enhanced community center.

Amendment History

Deferred feasibility study via AMDs #69 and 70 to Bill 31-12. Delayed program funding by \$3,530,000 from FY16 and FY17 to FY18 via AMD# 17 to Bill 46-13



ADC MAP Page 6

Prior Year Project Total	Phase	Project Total	Prior Approval	Budget FY2019	Capital Program (\$000)					Beyond 6 Years
					FY2020	FY2021	FY2022	FY2023	FY2024	
\$2,962,000	Plans and Engineering	\$2,962,000	\$2,962,000	\$0	\$0	\$0	\$0	\$0	\$0	\$0
\$28,620,000	Construction	\$28,620,000	\$25,758,000	\$2,862,000	\$0	\$0	\$0	\$0	\$0	\$0
\$1,926,000	Furn., Fixtures and Equip.	\$1,926,000	\$1,156,000	\$770,000	\$0	\$0	\$0	\$0	\$0	\$0
\$891,000	Other	\$891,000	\$713,000	\$178,000	\$0	\$0	\$0	\$0	\$0	\$0
\$34,399,000	Total	\$34,399,000	\$30,589,000	\$3,810,000	\$0	\$0	\$0	\$0	\$0	\$0
More (Less) Than Prior Year Program:		\$0	\$0	\$0	\$0	\$0	\$0	\$0	\$0	\$0

E549700 Manor View ES

Class: Board of Education

FY2019

Council Approved

Project Status

1. Current Phase: Active
2. Action Taken in Current Fiscal Year: Bid, Award, and Construction
3. Action Required to Complete This Project: Construction, Post Construction, and Closeout

Change from Prior Year

1. Change in Name or Description: None
2. Change in Total Project Cost: None
3. Change in Scope: None
4. Change in Timing: None

Estimated Operating Budget Impact: Less than \$100,000 per year

Initial Total Project Cost Estimate

FY 2013 \$750,000

Financial Activity

	Expended	Encumbered	Total
April 1, 2017	\$1,520,029	\$8,998,261	\$10,518,290
April 1, 2018	\$14,949,101	\$13,786,706	\$28,735,807

Prior Year Project Total	Funding	Project Total	Prior Approval	Budget FY2019	Capital Program (\$000)					Beyond 6 Years
					FY2020	FY2021	FY2022	FY2023	FY2024	
\$27,581,000	General County Bonds	\$27,581,000	\$23,771,000	\$3,810,000	\$0	\$0	\$0	\$0	\$0	\$0
\$6,818,000	Inter-Agency Committee	\$6,818,000	\$6,818,000	\$0	\$0	\$0	\$0	\$0	\$0	\$0
\$0	Bond Premium	\$0	\$0	\$0	\$0	\$0	\$0	\$0	\$0	\$0
\$34,399,000	Total	\$34,399,000	\$30,589,000	\$3,810,000	\$0	\$0	\$0	\$0	\$0	\$0
More (Less) Than Prior Year Program:		\$0	\$0	\$0	\$0	\$0	\$0	\$0	\$0	\$0

E549800 High Point ES

Class: Board of Education

FY2019

Council Approved

Description

This project will provide a modernization of and an addition to High Point ES. The existing building is not configured to support the current and future educational program. The Board of Education approved the feasibility study for a modernization project at High Point ES on September 17, 2014. This facility was originally constructed in 1975.

The SRC of the existing building is 574. The SRC of the proposed project is 747.

This project is 25% Impact Fee eligible in District 3.

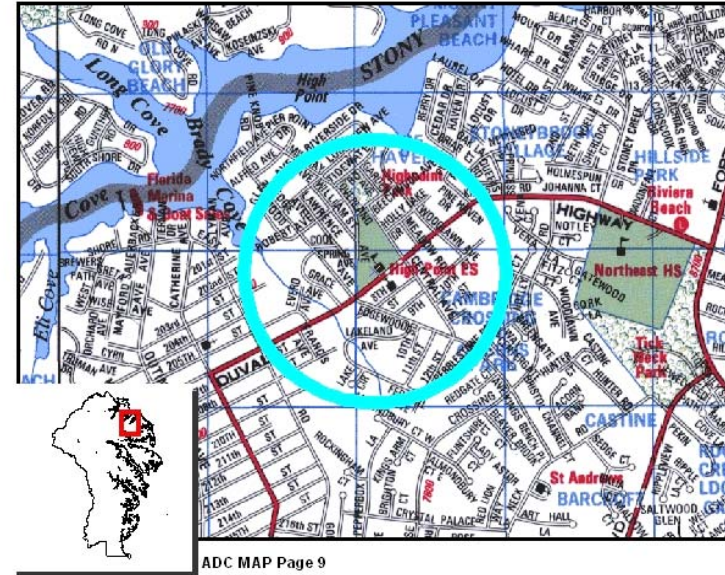
Benefit

The feasibility study is the first programmatic step toward providing a facility configured to support the educational program.

This project will provide a facility configured to support the educational program and relieve overcrowding in the existing facility as well as provide an enhanced community center.

Amendment History

Deferred feasibility study via AMDs #71 and 72 to Bill 31-12. Accelerated funding by \$200K in FY15, and delays program funding by \$14,966,821 from FY16 & 17 to FY18 & FY19 via AMD# 18 to Bill 46-13.



ADC MAP Page 9

Prior Year Project Total	Phase	Project Total	Prior Approval	Budget FY2019	Capital Program (\$000)					Beyond 6 Years
					FY2020	FY2021	FY2022	FY2023	FY2024	
\$3,500,000	Plans and Engineering	\$3,500,000	\$3,500,000	\$0	\$0	\$0	\$0	\$0	\$0	\$0
\$33,801,000	Construction	\$33,801,000	\$30,421,000	\$3,380,000	\$0	\$0	\$0	\$0	\$0	\$0
\$2,301,000	Furn., Fixtures and Equip.	\$2,301,000	\$1,381,000	\$920,000	\$0	\$0	\$0	\$0	\$0	\$0
\$923,000	Other	\$923,000	\$738,000	\$185,000	\$0	\$0	\$0	\$0	\$0	\$0
\$40,525,000	Total	\$40,525,000	\$36,040,000	\$4,485,000	\$0	\$0	\$0	\$0	\$0	\$0
More (Less) Than Prior Year Program:		\$0	\$0	\$0	\$0	\$0	\$0	\$0	\$0	\$0

E549800 High Point ES

Class: Board of Education

FY2019

Council Approved

Project Status

1. Current Phase: Active
2. Action Taken in Current Fiscal Year: Bid, Award, and Construction
3. Action Required to Complete This Project: Construction, Post Construction, and Closeout

Change from Prior Year

1. Change in Name or Description: None
2. Change in Total Project Cost: None
3. Change in Scope: None
4. Change in Timing: None

Estimated Operating Budget Impact: Between \$100,000 and \$500,000 per year

Initial Total Project Cost Estimate

FY 2013 \$750,000

Financial Activity

	Expended	Encumbered	Total
April 1, 2017	\$1,696,069	\$12,114,002	\$13,810,070
April 1, 2018	\$14,296,727	\$19,039,320	\$33,336,047

Prior Year Project Total	Funding	Project Total	Prior Approval	Budget FY2019	Capital Program (\$000)					Beyond 6 Years
					FY2020	FY2021	FY2022	FY2023	FY2024	
\$19,080,000	General County Bonds	\$19,080,000	\$14,595,000	\$4,485,000	\$0	\$0	\$0	\$0	\$0	\$0
\$0	General Fund PayGo	\$0	\$0	\$0	\$0	\$0	\$0	\$0	\$0	\$0
\$10,056,000	Ed Impact Fees Dist 3	\$10,056,000	\$10,056,000	\$0	\$0	\$0	\$0	\$0	\$0	\$0
\$11,389,000	Inter-Agency Committee	\$11,389,000	\$11,389,000	\$0	\$0	\$0	\$0	\$0	\$0	\$0
\$40,525,000	Total	\$40,525,000	\$36,040,000	\$4,485,000	\$0	\$0	\$0	\$0	\$0	\$0
More (Less) Than Prior Year Program:		\$0	\$0	\$0	\$0	\$0	\$0	\$0	\$0	\$0

E549900 George Cromwell ES

Class: Board of Education

FY2019

Council Approved

Description

This project will provide a revitalization and an addition for George Cromwell ES. The existing building is not configured to support the current and future educational program. The Board of Education approved the feasibility study for a revitalization project at George Cromwell ES on March 19, 2014. This facility was originally constructed in 1964.

The SRC of the existing building is 322. The SRC of the proposed project is 451.

This project is 33% Impact Fee eligible in District 2.

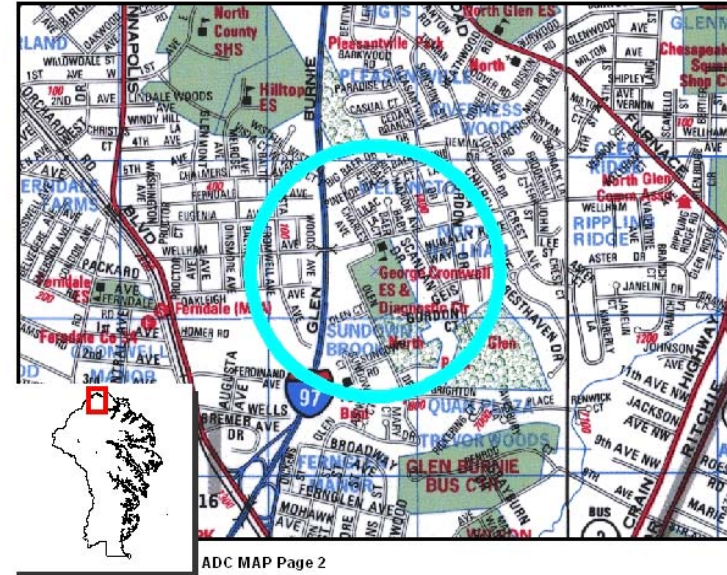
Benefit

The feasibility study is the first programmatic step toward providing a facility configured to support the educational program.

This project will provide a facility configured to support the educational program and relieve overcrowding in the existing facility as well as provide an enhanced community center.

Amendment History

Deleted feasibility study via AMD #75 to Bill 31-12. Increased FY14 by \$177k for feasibility study, and removed all funding from Program via AMD #55 & 58 to Bill 46-13. Increased \$250k via Bill 9-16. Reduced IAC funding by \$748k via AMD #120 to Bill 37-18.



ADC MAP Page 2

Prior Year Project Total	Phase	Project Total	Prior Approval	Budget FY2019	Capital Program (\$000)					Beyond 6 Years
					FY2020	FY2021	FY2022	FY2023	FY2024	
\$2,855,000	Plans and Engineering	\$2,855,000	\$2,855,000	\$0	\$0	\$0	\$0	\$0	\$0	\$0
\$27,029,000	Construction	\$29,793,000	\$13,515,000	\$13,264,000	\$3,014	\$0	\$0	\$0	\$0	\$0
\$1,900,000	Furn., Fixtures and Equip.	\$1,900,000	\$0	\$1,140,000	\$760	\$0	\$0	\$0	\$0	\$0
\$904,000	Other	\$964,000	\$306,000	\$438,000	\$220	\$0	\$0	\$0	\$0	\$0
\$32,688,000	Total	\$35,512,000	\$16,676,000	\$14,842,000	\$3,994	\$0	\$0	\$0	\$0	\$0
More (Less) Than Prior Year Program:		\$2,824,000	\$0	\$2,491,000	\$333	\$0	\$0	\$0	\$0	\$0

E549900 George Cromwell ES

Class: Board of Education

FY2019

Council Approved

Project Status

1. Current Phase: Active
2. Action Taken in Current Fiscal Year: Bid, Award, and Construction
3. Action Required to Complete This Project: Construction, Post Construction, and Closeout

Change from Prior Year

1. Change in Name or Description: None
2. Change in Total Project Cost: Adjusted program funding based on cost
3. Change in Scope: None
4. Change in Timing: None

Estimated Operating Budget Impact: Between \$100,000 and \$500,000 per year

Initial Total Project Cost Estimate

FY 2013 \$0

Financial Activity

	Expended	Encumbered	Total
April 1, 2017	\$1,071,994	\$1,252,614	\$2,324,608
April 1, 2018	\$7,130,486	\$8,482,508	\$15,612,994

Prior Year Project Total	Funding	Project Total	Prior Approval	Budget FY2019	Capital Program (\$000)					Beyond 6 Years
					FY2020	FY2021	FY2022	FY2023	FY2024	
\$22,679,000	General County Bonds	\$26,136,000	\$11,576,000	\$11,266,000	\$3,294	\$0	\$0	\$0	\$0	\$0
\$0	General Fund PayGo	\$150,000	\$600,000	\$0	\$0	(\$450)	\$0	\$0	\$0	\$0
\$4,750,000	Ed Impact Fees Dist 2	\$4,650,000	\$3,500,000	\$0	\$700	\$450	\$0	\$0	\$0	\$0
\$5,259,000	Inter-Agency Committee	\$4,576,000	\$1,000,000	\$3,576,000	\$0	\$0	\$0	\$0	\$0	\$0
\$32,688,000	Total	\$35,512,000	\$16,676,000	\$14,842,000	\$3,994	\$0	\$0	\$0	\$0	\$0
More (Less) Than Prior Year Program:		\$2,824,000	\$0	\$2,491,000	\$333	\$0	\$0	\$0	\$0	\$0

E550000 Jessup ES

Class: Board of Education

FY2019 Council Approved

Description

This project will provide a replacement school for Jessup ES. The existing building is not configured to support the current and future educational program. The Board of Education approved the feasibility study for a replacement school for Jessup ES on March 19, 2014. This facility was originally constructed in 1955 with additions in 1975 and 1997.

The SRC of the existing building is 435. The SRC of the proposed project is 782.

This project is 24% Impact Fee eligible (24% in District 1 and 3% in District 2).

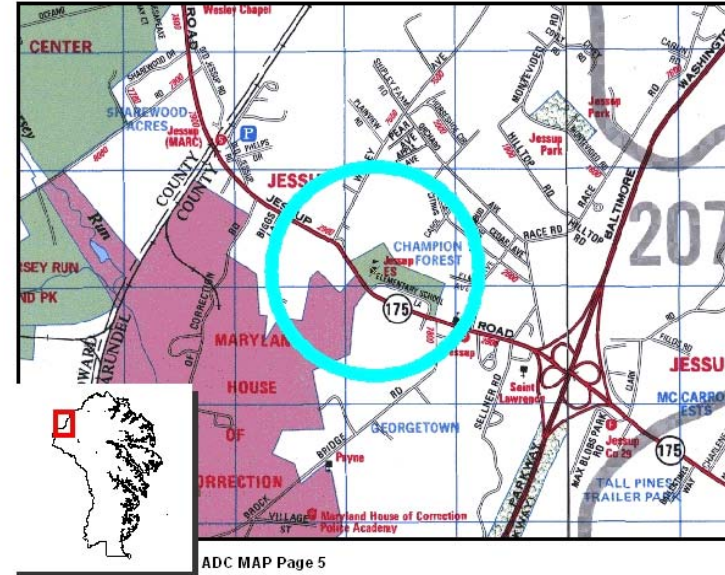
Benefit

The feasibility study is the first programmatic step toward providing a facility configured to support the educational program.

This project will provide a facility configured to support the educational program and relieve overcrowding in the existing facility as well as provide an enhanced community center.

Amendment History

County Council deleted feasibility study via AMD #74 to Bill 31-12.
 County Council increased FY14 by \$177K for feasibility study, and removed all funding from Program via AMD #56 & 59 to Bill 46-13. Prior Approved increased via Bill 26-18.



Prior Year Project Total	Phase	Project Total	Prior Approval	Budget FY2019	Capital Program (\$000)					Beyond 6 Years
					FY2020	FY2021	FY2022	FY2023	FY2024	
\$3,477,000	Plans and Engineering	\$3,477,000	\$3,477,000	\$0	\$0	\$0	\$0	\$0	\$0	\$0
\$38,311,000	Construction	\$41,632,000	\$34,910,000	\$6,722,000	\$0	\$0	\$0	\$0	\$0	\$0
\$2,418,000	Furn., Fixtures and Equip.	\$2,418,000	\$1,451,000	\$967,000	\$0	\$0	\$0	\$0	\$0	\$0
\$965,000	Other	\$982,000	\$763,000	\$219,000	\$0	\$0	\$0	\$0	\$0	\$0
\$45,171,000	Total	\$48,509,000	\$40,601,000	\$7,908,000	\$0	\$0	\$0	\$0	\$0	\$0
More (Less) Than Prior Year Program:		\$3,338,000	\$1,800,000	\$1,538,000	\$0	\$0	\$0	\$0	\$0	\$0

E550000 Jessup ES

Class: Board of Education

FY2019

Council Approved

Project Status

1. Current Phase: Active
2. Action Taken in Current Fiscal Year: Bid, Award, and Construction
3. Action Required to Complete This Project: Construction, Post Construction, and Closeout

Change from Prior Year

1. Change in Name or Description: None
2. Change in Total Project Cost: Adjusted program funding based on cost
3. Change in Scope: None
4. Change in Timing: None

Estimated Operating Budget Impact: Between \$100,000 and \$500,000 per year

Initial Total Project Cost Estimate

FY 2013 \$0

Financial Activity

	Expended	Encumbered	Total
April 1, 2017	\$1,649,024	\$691,683	\$2,340,707
April 1, 2018	\$7,821,543	\$27,187,107	\$35,008,650

Prior Year Project Total	Funding	Project Total	Prior Approval	Budget FY2019	Capital Program (\$000)					Beyond 6 Years
					FY2020	FY2021	FY2022	FY2023	FY2024	
\$22,766,000	General County Bonds	\$22,986,000	\$18,850,000	\$4,136,000	\$0	\$0	\$0	\$0	\$0	\$0
\$0	General Fund PayGo	\$0	\$0	\$0	\$0	\$0	\$0	\$0	\$0	\$0
\$7,080,000	Ed Impact Fees Dist 1	\$8,880,000	\$8,380,000	\$500,000	\$0	\$0	\$0	\$0	\$0	\$0
\$12,484,000	Inter-Agency Committee	\$13,802,000	\$10,530,000	\$3,272,000	\$0	\$0	\$0	\$0	\$0	\$0
\$2,841,000	Bond Premium	\$2,841,000	\$2,841,000	\$0	\$0	\$0	\$0	\$0	\$0	\$0
\$45,171,000	Total	\$48,509,000	\$40,601,000	\$7,908,000	\$0	\$0	\$0	\$0	\$0	\$0
More (Less) Than Prior Year Program:		\$3,338,000	\$1,800,000	\$1,538,000	\$0	\$0	\$0	\$0	\$0	\$0

E550100 Arnold ES

Class: Board of Education

FY2019

Council Approved

Description

This project will provide a replacement school for Arnold ES. The existing building is not configured to support the current and future educational program. The Board of Education approved the feasibility study for a replacement school for Arnold ES on March 19, 2014. This facility was originally constructed in 1967.

The SRC of the existing building is 456. The SRC of the proposed project is 565.

This project is 33% Impact Fee eligible in District 5.

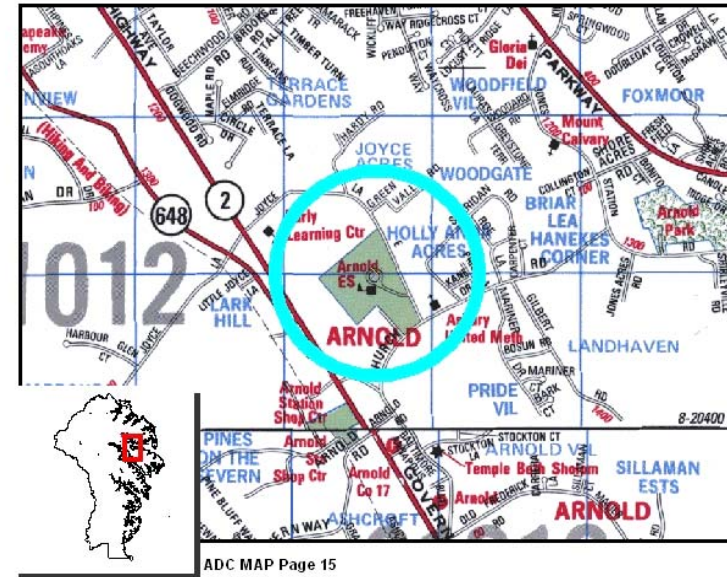
Benefit

The feasibility study is the first programmatic step toward providing a facility configured to support the educational program.

This project will provide a facility configured to support the educational program and relieve overcrowding in the existing facility as well as provide an enhanced community center.

Amendment History

County Council deleted feasibility study via AMD #73 to Bill 31-12.
 County Council increased FY14 by \$177K for feasibility study, and removed all funding from Program via AMD #57 & 60 to Bill 46-13.



Prior Year Project Total	Phase	Project Total	Prior Approval	Budget FY2019	Capital Program (\$000)					Beyond 6 Years
					FY2020	FY2021	FY2022	FY2023	FY2024	
\$3,271,000	Plans and Engineering	\$3,271,000	\$3,271,000	\$0	\$0	\$0	\$0	\$0	\$0	\$0
\$34,062,000	Construction	\$35,362,000	\$29,863,000	\$5,499,000	\$0	\$0	\$0	\$0	\$0	\$0
\$2,104,000	Furn., Fixtures and Equip.	\$2,104,000	\$1,262,000	\$842,000	\$0	\$0	\$0	\$0	\$0	\$0
\$1,366,000	Other	\$1,366,000	\$1,030,000	\$336,000	\$0	\$0	\$0	\$0	\$0	\$0
\$40,803,000	Total	\$42,103,000	\$35,426,000	\$6,677,000	\$0	\$0	\$0	\$0	\$0	\$0
More (Less) Than Prior Year Program:		\$1,300,000	\$0	\$1,300,000	\$0	\$0	\$0	\$0	\$0	\$0

E550100 Arnold ES

Class: Board of Education

FY2019

Council Approved

Project Status

1. Current Phase: Active
2. Action Taken in Current Fiscal Year: Bid, Award, and Construction
3. Action Required to Complete This Project: Construction, Post Construction, and Closeout

Change from Prior Year

1. Change in Name or Description: None
2. Change in Total Project Cost: Adjusted program funding based on cost
3. Change in Scope: None
4. Change in Timing: None

Estimated Operating Budget Impact: Between \$100,000 and \$500,000 per year

Initial Total Project Cost Estimate

FY 2013 \$0

Financial Activity

	Expended	Encumbered	Total
April 1, 2017	\$2,191,146	\$12,846,473	\$15,037,619
April 1, 2018	\$11,414,103	\$20,554,828	\$31,968,931

Prior Year Project Total	Funding	Project Total	Prior Approval	Budget FY2019	Capital Program (\$000)					Beyond 6 Years
					FY2020	FY2021	FY2022	FY2023	FY2024	
\$29,926,000	General County Bonds	\$30,232,000	\$30,146,000	\$86,000	\$0	\$0	\$0	\$0	\$0	\$0
\$0	General Fund PayGo	\$0	\$400,000	\$0	(\$400)	\$0	\$0	\$0	\$0	\$0
\$2,200,000	Ed Impact Fees Dist 5	\$2,600,000	\$1,400,000	\$800,000	\$400	\$0	\$0	\$0	\$0	\$0
\$8,677,000	Inter-Agency Committee	\$9,271,000	\$3,480,000	\$5,791,000	\$0	\$0	\$0	\$0	\$0	\$0
\$40,803,000	Total	\$42,103,000	\$35,426,000	\$6,677,000	\$0	\$0	\$0	\$0	\$0	\$0
More (Less) Than Prior Year Program:		\$1,300,000	\$0	\$1,300,000	\$0	\$0	\$0	\$0	\$0	\$0

E566100 Auditorium Seating Replacement

Class: Board of Education

FY2019

Council Approved

Description

Funds are being requested to replace auditorium seating in area schools. This will be a multi-year project with funding to be determined for the out years.

Location

Countywide

Benefit

Provide auditorium seating in area schools to replace aging and worn seating.

Amendment History

County Council approved County Executive's supplemental AMD #93 to Bill 31-16 adding \$400k in FY17.

Prior Year Project Total	Phase	Project Total	Prior Approval	Budget FY2019	Capital Program (\$000)					Beyond 6 Years
					FY2020	FY2021	FY2022	FY2023	FY2024	
\$0	Plans and Engineering	\$0	\$0	\$0	\$0	\$0	\$0	\$0	\$0	\$0
\$800,000	Construction	\$540,000	\$800,000	(\$260,000)	\$0	\$0	\$0	\$0	\$0	\$0
\$800,000	Total	\$540,000	\$800,000	(\$260,000)	\$0	\$0	\$0	\$0	\$0	\$0
More (Less) Than Prior Year Program:		(\$260,000)	\$0	(\$260,000)	\$0	\$0	\$0	\$0	\$0	\$0

E566100 Auditorium Seating Replacement

Class: Board of Education

FY2019 Council Approved

Project Status

1. Current Phase: The project is recognized as required.
2. Action Taken in Current Fiscal Year: Design, Construction
3. Action Required to Complete this Project: Closeout

Change from Prior Year

1. Change in Name or Description: None
2. Change in Total Project Cost: Reduced based on actual costs.
3. Change in Scope: None
4. Change in Timing: None

Estimated Operating Budget Impact: None

Initial Total Project Cost Estimate

FY 2017 \$800,000

Financial Activity

	Expended	Encumbered	Total
April 1, 2017	\$283,923	\$0	\$283,923
April 1, 2018	\$532,231	\$232	\$532,463

Prior Year Project Total	Funding	Project Total	Prior Approval	Budget FY2019	Capital Program (\$000)					Beyond 6 Years
					FY2020	FY2021	FY2022	FY2023	FY2024	
\$800,000	General County Bonds	\$540,000	\$800,000	(\$260,000)	\$0	\$0	\$0	\$0	\$0	\$0
\$800,000	Total	\$540,000	\$800,000	(\$260,000)	\$0	\$0	\$0	\$0	\$0	\$0
More (Less) Than Prior Year Program:		(\$260,000)	\$0	(\$260,000)	\$0	\$0	\$0	\$0	\$0	\$0

E567600 School Playgrounds

Class: Board of Education

FY2019

Council Approved

Description

This project will provide design and construction funding for installation of code compliant playground equipment and associated appurtenances. Implementation of this program will be based on the Superintendent's recommendation and Board approval.

Funding in program years is not considered to be automatic; County funding levels for each budget year are considered in light of available funds from all sources.

Location

Countywide

Benefit

Enhanced playground safety and recreational opportunities for students.

Amendment History

County Council provided funding via AMD #209 to Bill 29-15. County Council approved County Executive's supplemental AMD #94 to Bill 31-16 adding \$300k in FY17.

Prior Year Project Total	Phase	Project Total	Prior Approval	Budget FY2019	Capital Program (\$000)					Beyond 6 Years
					FY2020	FY2021	FY2022	FY2023	FY2024	
\$900,000	Construction	\$1,200,000	\$900,000	\$300,000	\$0	\$0	\$0	\$0	\$0	\$0
\$900,000	Total	\$1,200,000	\$900,000	\$300,000	\$0	\$0	\$0	\$0	\$0	\$0
More (Less) Than Prior Year Program:		\$300,000	\$0	\$300,000	\$0	\$0	\$0	\$0	\$0	\$0

E567600 School Playgrounds

Class: Board of Education

FY2019

Council Approved

Project Status

1. Current Status Of This Project: Active
2. Action Taken In Current Fiscal Year: Design and construction
3. Action Required To Complete This Project: This is a multi-year project.

Change from Prior Year

1. Change in Name or Description: None
2. Change in Total Project Cost: Added funding for FY 2019
3. Change in Scope: None
4. Change in Timing: None

Estimated Operating Budget Impact: Indeterminate

Initial Total Project Cost Estimate

FY 2017 \$600,000

Financial Activity

	Expended	Encumbered	Total
April 1, 2017	\$495,434	\$104,566	\$600,000
April 1, 2018	\$785,448	\$113,982	\$899,430

Prior Year Project Total	Funding	Project Total	Prior Approval	Budget FY2019	Capital Program (\$000)					Beyond 6 Years
					FY2020	FY2021	FY2022	FY2023	FY2024	
\$900,000	General County Bonds	\$1,200,000	\$900,000	\$300,000	\$0	\$0	\$0	\$0	\$0	\$0
\$900,000	Total	\$1,200,000	\$900,000	\$300,000	\$0	\$0	\$0	\$0	\$0	\$0
More (Less) Than Prior Year Program:		\$300,000	\$0	\$300,000	\$0	\$0	\$0	\$0	\$0	\$0

E568600 Edgewater ES

Class: Board of Education

FY2019

Council Approved

Description

This project will provide a revitalization and an addition for Edgewater ES. The existing building is not configured to support the current and future educational program. The Board of Education approved the feasibility study for a revitalization project at Edgewater ES on October 19, 2016. This facility was originally constructed in 1953, with addition/renovation 1964 and 1985.

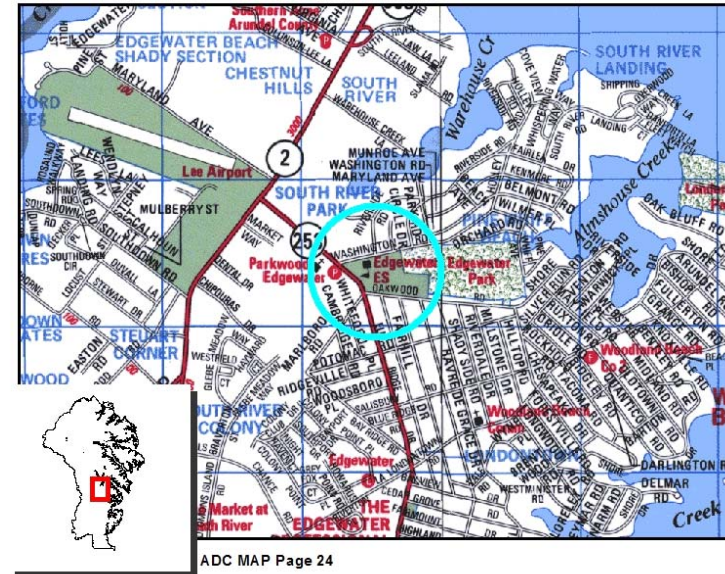
The SRC of the existing building is 455. The SRC of the proposed project is 669.

Benefit

The feasibility study is the first programmatic step toward providing a facility configured to support the educational program.

Amendment History

County Council approved County Executive's supplemental AMD #77 and #78 to Bill 31-16 accelerating design and construction funding for this school. Added \$667k via AMD #100 to Bill 36-17. County Council approved County Executive's supplemental AMD #97 and #98 to Bill 37-18 accelerating construction funding for this school.



Prior Year Project Total	Phase	Project Total	Prior Approval	Budget FY2019	Capital Program (\$000)					Beyond 6 Years
					FY2020	FY2021	FY2022	FY2023	FY2024	
\$3,587,000	Plans and Engineering	\$3,600,000	\$2,999,000	\$601,000	\$0	\$0	\$0	\$0	\$0	\$0
\$29,308,000	Construction	\$37,989,000	\$667,000	\$15,328,000	\$18,196	\$3,798	\$0	\$0	\$0	\$0
\$2,272,000	Furn., Fixtures and Equip.	\$2,300,000	\$0	\$0	\$1,380	\$920	\$0	\$0	\$0	\$0
\$899,000	Other	\$2,007,000	\$0	\$803,000	\$803	\$401	\$0	\$0	\$0	\$0
\$36,066,000	Total	\$45,896,000	\$3,666,000	\$16,732,000	\$20,379	\$5,119	\$0	\$0	\$0	\$0
More (Less) Than Prior Year Program:		\$9,830,000	\$0	\$13,235,000	\$5,058	(\$8,463)	\$0	\$0	\$0	\$0

E568600 Edgewater ES

Class: Board of Education

FY2019 Council Approved

Project Status

1. Current Phase: Inception. Active
2. Action Taken in Current Fiscal Year: Design
3. Action Required to Complete This Project: Bid, Award, Construction, Post Construction, and Closeout

Change from Prior Year

1. Change in Name or Description: None
2. Change in Total Project Cost: Adjusted program funded based project cost
3. Change in Scope: None
4. Change in Timing: None

Estimated Operating Budget Impact: Indeterminate

Initial Total Project Cost Estimate

FY 2017 \$38,726,000

Financial Activity

	Expended	Encumbered	Total
April 1, 2017	\$94,890	\$862,221	\$957,111
April 1, 2018	\$1,410,567	\$1,177,148	\$2,587,715

Prior Year Project Total	Funding	Project Total	Prior Approval	Budget FY2019	Capital Program (\$000)					Beyond 6 Years
					FY2020	FY2021	FY2022	FY2023	FY2024	
\$27,167,000	General County Bonds	\$34,467,000	\$1,566,000	\$16,732,000	\$20,379	\$5,119	(\$9,329)	\$0	\$0	\$0
\$2,100,000	Ed Impact Fees Dist 6	\$2,100,000	\$2,100,000	\$0	\$0	\$0	\$0	\$0	\$0	\$0
\$6,799,000	Inter-Agency Committee	\$9,329,000	\$0	\$0	\$0	\$0	\$9,329	\$0	\$0	\$0
\$36,066,000	Total	\$45,896,000	\$3,666,000	\$16,732,000	\$20,379	\$5,119	\$0	\$0	\$0	\$0
More (Less) Than Prior Year Program:		\$9,830,000	\$0	\$13,235,000	\$5,058	(\$8,463)	\$0	\$0	\$0	\$0

E568700 Tyler Heights ES

Class: Board of Education

FY2019

Council Approved

Description

This project will provide a revitalization and an addition for Tyler Heights ES. The existing building is not configured to support the current and future educational program. The Board of Education approved the feasibility study for a revitalization project at Tyler Heights ES on October 19, 2016. This facility was originally constructed in 1962 with an addition in 1970 and 1996.

The SRC of the existing building is 442. The SRC of the proposed project is 549.

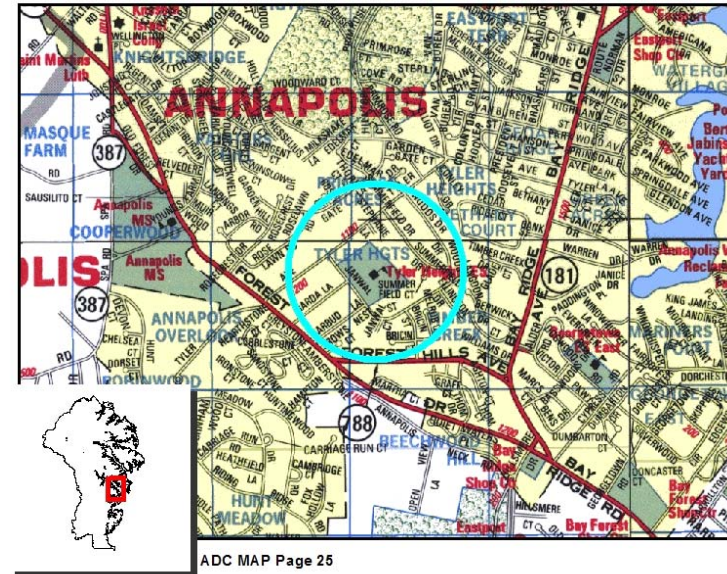
Benefit

The feasibility study is the first programmatic step toward providing a facility configured to support the educational program.

This project will provide a facility configured to support the educational program and relieve overcrowding in the existing facility as well as provide an enhanced community center.

Amendment History

County Council approved County Executive's supplemental AMD #79 and #80 to Bill 31-16 accelerating design and construction funding for this school. Added \$667k via AMD #101 to Bill 36-17. County Council approved County Executive's supplemental AMD #99 and #100 to Bill 37-18 accelerating construction funding for this school.



ADC MAP Page 25

Prior Year Project Total	Phase	Project Total	Prior Approval	Budget FY2019	Capital Program (\$000)					Beyond 6 Years
					FY2020	FY2021	FY2022	FY2023	FY2024	
\$3,394,000	Plans and Engineering	\$3,464,000	\$3,154,000	\$310,000	\$0	\$0	\$0	\$0	\$0	\$0
\$26,291,000	Construction	\$36,015,000	\$667,000	\$14,340,000	\$17,406	\$3,602	\$0	\$0	\$0	\$0
\$2,167,000	Furn., Fixtures and Equip.	\$2,137,000	\$0	\$0	\$1,282	\$855	\$0	\$0	\$0	\$0
\$920,000	Other	\$1,481,000	\$0	\$592,000	\$592	\$297	\$0	\$0	\$0	\$0
\$32,772,000	Total	\$43,097,000	\$3,821,000	\$15,242,000	\$19,280	\$4,754	\$0	\$0	\$0	\$0
More (Less) Than Prior Year Program:		\$10,325,000	\$0	\$11,717,000	\$6,579	(\$7,971)	\$0	\$0	\$0	\$0

E568700 Tyler Heights ES

Class: Board of Education

FY2019

Council Approved

Project Status

1. Current Phase: Inception. Active
2. Action Taken in Current Fiscal Year: Design
3. Action Required to Complete This Project: Bid, Award, Construction, Post Construction, and Closeout

Change from Prior Year

1. Change in Name or Description: None
2. Change in Total Project Cost: Adjusted program funding based on projected cost
3. Change in Scope: None
4. Change in Timing: None

Estimated Operating Budget Impact: Indeterminate

Initial Total Project Cost Estimate

FY 2017 \$41,357,000

Financial Activity

	Expended	Encumbered	Total
April 1, 2017	\$176,504	\$740,641	\$917,145
April 1, 2018	\$1,975,100	\$939,286	\$2,914,386

Prior Year Project Total	Funding	Project Total	Prior Approval	Budget FY2019	Capital Program (\$000)					Beyond 6 Years
					FY2020	FY2021	FY2022	FY2023	FY2024	
\$24,614,000	General County Bonds	\$34,327,000	\$2,821,000	\$13,242,000	\$18,780	\$4,354	(\$4,870)	\$0	\$0	\$0
\$2,700,000	Ed Impact Fees Dist 6	\$4,300,000	\$1,000,000	\$2,000,000	\$500	\$400	\$400	\$0	\$0	\$0
\$5,458,000	Inter-Agency Committee	\$4,470,000	\$0	\$0	\$0	\$0	\$4,470	\$0	\$0	\$0
\$32,772,000	Total	\$43,097,000	\$3,821,000	\$15,242,000	\$19,280	\$4,754	\$0	\$0	\$0	\$0
	More (Less) Than Prior Year Program:	\$10,325,000	\$0	\$11,717,000	\$6,579	(\$7,971)	\$0	\$0	\$0	\$0

E568800 Richard Henry Lee ES

Class: Board of Education

FY2019

Council Approved

Description

This project will provide a revitalization and an addition for Richard H. Lee ES. The existing building is not configured to support the current and future educational program. The Board of Education approved the feasibility study for a revitalization project at Richard Henry Lee ES on October 19, 2016. This facility was originally constructed in 1972.

The SRC of the existing building is 479. The SRC of the proposed project is 509.

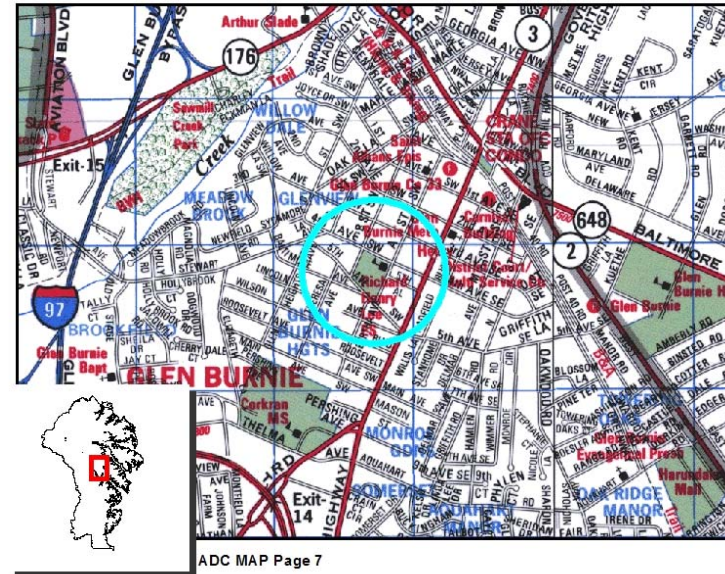
Benefit

The feasibility study is the first programmatic step toward providing a facility configured to support the educational program.

This project will provide a facility configured to support the educational program and relieve overcrowding in the existing facility as well as provide an enhanced community center.

Amendment History

County Council approved County Executive's supplemental AMD #81 and #82 to Bill 31-16 accelerating design and construction funding for this school. Added \$666k via AMD #102 to Bill 36-17. County Council approved County Executive's supplemental AMD #101 and #102 to Bill 37-18 accelerating construction funding for this school.



Prior Year Project Total	Phase	Project Total	Prior Approval	Budget FY2019	Capital Program (\$000)					Beyond 6 Years
					FY2020	FY2021	FY2022	FY2023	FY2024	
\$3,062,000	Plans and Engineering	\$3,248,000	\$2,784,000	\$464,000	\$0	\$0	\$0	\$0	\$0	\$0
\$27,039,000	Construction	\$33,401,000	\$666,000	\$14,735,000	\$14,660	\$3,340	\$0	\$0	\$0	\$0
\$2,019,000	Furn., Fixtures and Equip.	\$2,026,000	\$0	\$0	\$1,216	\$810	\$0	\$0	\$0	\$0
\$918,000	Other	\$1,114,000	\$0	\$446,000	\$446	\$222	\$0	\$0	\$0	\$0
\$33,038,000	Total	\$39,789,000	\$3,450,000	\$15,645,000	\$16,322	\$4,372	\$0	\$0	\$0	\$0
More (Less) Than Prior Year Program:		\$6,751,000	\$0	\$12,186,000	\$3,084	(\$8,519)	\$0	\$0	\$0	\$0

E568800 Richard Henry Lee ES

Class: Board of Education

FY2019 Council Approved

Project Status

1. Current Phase: Inception. Active
2. Action Taken in Current Fiscal Year: Design
3. Action Required to Complete This Project: Bid, Award, Construction, Post Construction, and Closeout

Change from Prior Year

1. Change in Name or Description: None
2. Change in Total Project Cost: Adjusted program funding based on projected cost
3. Change in Scope: None
4. Change in Timing: None

Estimated Operating Budget Impact: Indeterminate

Initial Total Project Cost Estimate

FY 2017 \$36,655,000

Financial Activity

	Expended	Encumbered	Total
April 1, 2017	\$250,328	\$573,285	\$823,613
April 1, 2018	\$1,573,299	\$557,490	\$2,130,790

Prior Year Project Total	Funding	Project Total	Prior Approval	Budget FY2019	Capital Program (\$000)					Beyond 6 Years
					FY2020	FY2021	FY2022	FY2023	FY2024	
\$25,981,000	General County Bonds	\$28,160,000	\$3,450,000	\$15,645,000	\$16,322	\$4,372	(\$11,229)	(\$400)	\$0	\$0
\$0	General Fund PayGo	\$0	\$0	\$0	\$0	\$0	\$0	\$0	\$0	\$0
\$800,000	Ed Impact Fees Dist 2	\$800,000	\$0	\$0	\$0	\$0	\$400	\$400	\$0	\$0
\$6,257,000	Inter-Agency Committee	\$10,829,000	\$0	\$0	\$0	\$0	\$10,829	\$0	\$0	\$0
\$33,038,000	Total	\$39,789,000	\$3,450,000	\$15,645,000	\$16,322	\$4,372	\$0	\$0	\$0	\$0
	More (Less) Than Prior Year Program:	\$6,751,000	\$0	\$12,186,000	\$3,084	(\$8,519)	\$0	\$0	\$0	\$0

E568900 Crofton Area HS

Class: Board of Education

FY2019 Council Approved

Project Status

1. Current Phase: Inception. Active
2. Action Taken in Current Fiscal Year: Bid, Award, and Construction
3. Action Required to Complete This Project: Construction, Post Construction, and Closeout

Change from Prior Year

1. Change in Name or Description: None
2. Change in Total Project Cost: Adjusted program funding based on projected cost
3. Change in Scope: None
4. Change in Timing: None

Estimated Operating Budget Impact: Indeterminate

Initial Total Project Cost Estimate

FY 2017 \$124,495,000

Financial Activity

	Expended	Encumbered	Total
April 1, 2017	\$2,678,197	\$2,203,936	\$4,882,133
April 1, 2018	\$9,496,236	\$43,976,952	\$53,473,188

Prior Year Project Total	Funding	Project Total	Prior Approval	Budget FY2019	Capital Program (\$000)					Beyond 6 Years
					FY2020	FY2021	FY2022	FY2023	FY2024	
\$48,418,000	General County Bonds	\$44,280,000	\$21,977,000	\$12,926,000	\$9,877	(\$500)	\$0	\$0	\$0	\$0
\$0	General Fund PayGo	\$13,000	\$25,897,000	\$26,198,000	(\$23,468)	(\$26,514)	(\$2,100)	\$0	\$0	\$0
\$22,915,000	Ed Impact Fees Dist 1	\$31,715,000	\$15,115,000	\$8,300,000	\$3,600	\$2,600	\$2,100	\$0	\$0	\$0
\$43,162,000	Inter-Agency Committee	\$48,827,000	\$0	\$0	\$24,413	\$24,414	\$0	\$0	\$0	\$0
\$10,000,000	Bond Premium	\$10,000,000	\$0	\$0	\$10,000	\$0	\$0	\$0	\$0	\$0
\$124,495,000	Total	\$134,835,000	\$62,989,000	\$47,424,000	\$24,422	\$0	\$0	\$0	\$0	\$0
	More (Less) Than Prior Year Program:	\$10,340,000	\$0	\$0	\$10,340	\$0	\$0	\$0	\$0	\$0

E569000 PS Military Installation Grant

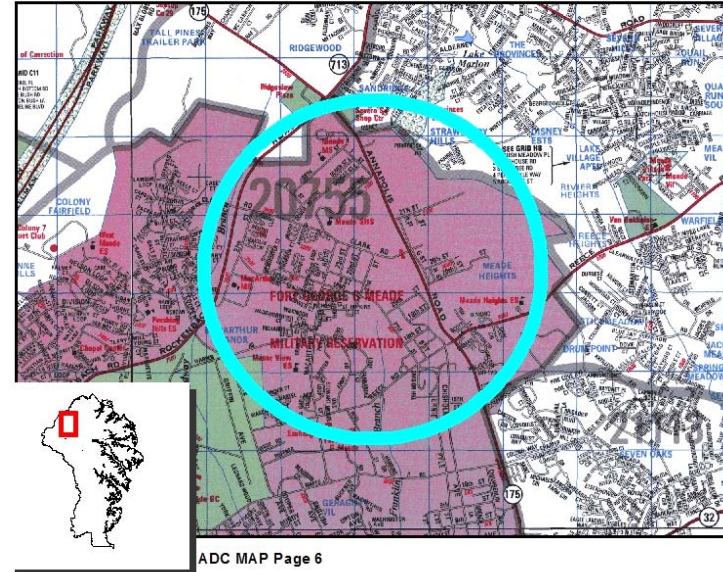
Class: Board of Education

FY2019

Council Approved

Description

This project authorizes the use of Federal, State or local funds under the Federal Grant Program : Public Schools on Military Installations. This project will include design, construction and FF&E to address capacity and facility conditions as identified by the Department of Defense's priority list.



Benefit

Amendment History

Prior Year Project Total	Phase	Project Total	Prior Approval	Budget FY2019	Capital Program (\$000)					Beyond 6 Years
					FY2020	FY2021	FY2022	FY2023	FY2024	
\$94,100,000	Construction	\$94,100,000	\$94,100,000	\$0	\$0	\$0	\$0	\$0	\$0	\$0
\$94,100,000	Total	\$94,100,000	\$94,100,000	\$0	\$0	\$0	\$0	\$0	\$0	\$0
More (Less) Than Prior Year Program:		\$0	\$0	\$0	\$0	\$0	\$0	\$0	\$0	\$0

E569000 PS Military Installation Grant

Class: Board of Education

FY2019

Council Approved

Project Status

1. Current Phase: Inception. The project is recognized as required. This project will define how to fulfill that requirement.
2. Action Taken in Current Fiscal Year: Feasibility
3. Action Required to Complete This Project: This project has not started. Therefore, all project phases are required to complete this project.

Change from Prior Year

1. Change in Name or Description: None
2. Change in Total Project Cost: None
3. Change in Scope: None
4. Change in Timing: None

Estimated Operating Budget Impact: Indeterminate

Initial Total Project Cost Estimate

FY 2017 \$94,100,000

Financial Activity

	Expended	Encumbered	Total
April 1, 2017	\$21,648	\$28,700	\$50,348
April 1, 2018	\$49,848	\$0	\$49,848

Prior Year Project Total	Funding	Project Total	Prior Approval	Budget FY2019	Capital Program (\$000)					Beyond 6 Years
					FY2020	FY2021	FY2022	FY2023	FY2024	
\$100,000	General County Bonds	\$100,000	\$100,000	\$0	\$0	\$0	\$0	\$0	\$0	\$0
\$94,000,000	Other Fed Grants	\$94,000,000	\$94,000,000	\$0	\$0	\$0	\$0	\$0	\$0	\$0
\$94,100,000	Total	\$94,100,000	\$94,100,000	\$0	\$0	\$0	\$0	\$0	\$0	\$0
More (Less) Than Prior Year Program:		\$0	\$0	\$0	\$0	\$0	\$0	\$0	\$0	\$0

E569100 Old Mill West HS

Class: Board of Education

FY2019

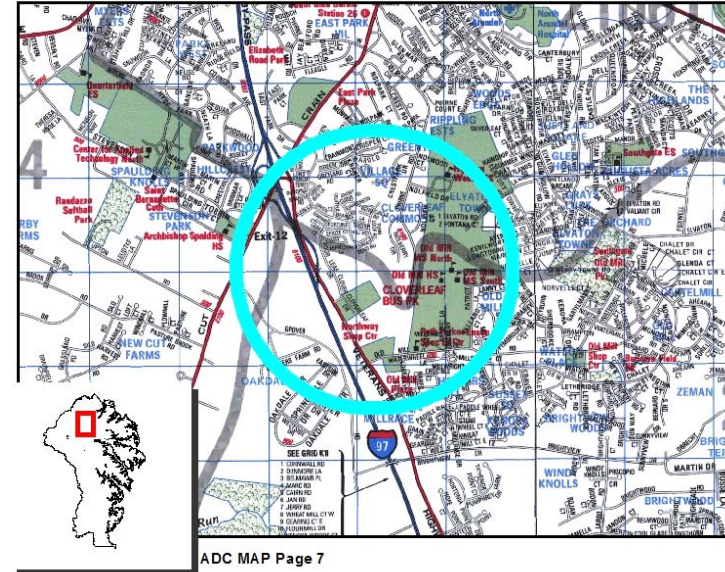
Council Approved

Description

This project will provide for a new high school within the Old Mill feeder zone. This is a new school and does not require a feasibility study. The SRC of the proposed project will be determined and approved by the Board of Education as part of the education specification approval process.

Benefit

Amendment History



Prior Year Project Total	Phase	Project Total	Prior Approval	Budget FY2019	Capital Program (\$000)					Beyond 6 Years
					FY2020	FY2021	FY2022	FY2023	FY2024	
\$10,657,000	Plans and Engineering	\$10,370,000	\$0	\$0	\$0	\$6,222	\$4,148	\$0	\$0	\$0
\$96,246,000	Construction	\$127,545,000	\$0	\$0	\$0	\$0	\$63,772	\$51,018	\$12,755	\$0
\$5,086,000	Furn., Fixtures and Equip.	\$9,177,000	\$0	\$0	\$0	\$0	\$0	\$5,506	\$3,671	\$0
\$1,290,000	Other	\$2,134,000	\$0	\$0	\$0	\$0	\$853	\$853	\$428	\$0
\$113,279,000	Total	\$149,226,000	\$0	\$0	\$0	\$6,222	\$68,773	\$57,377	\$16,854	\$0
More (Less) Than Prior Year Program:		\$35,947,000	\$0	\$0	\$0	(\$542)	\$10,765	\$8,870	\$16,854	\$0

E569100 Old Mill West HS

Class: Board of Education

FY2019

Council Approved

Project Status

1. Current Phase: Inception. The project is recognized as required. This project will define how to fulfill that requirement.
2. Action Taken in Current Fiscal Year: None
3. Action Required to Complete This Project: This project has not started. Therefore, all project phases are required to complete this project.

Change from Prior Year

1. Change in Name or Description: None
2. Change in Total Project Cost: Adjusted program funding based on projected cost
3. Change in Scope: None
4. Change in Timing: None

Estimated Operating Budget Impact: Indeterminate

Initial Total Project Cost Estimate

FY 2017 \$66,029,000

Financial Activity

Expended	Encumbered	Total
April 1, 2017	\$0	\$0
April 1, 2018	\$0	\$0

Prior Year Project Total	Funding	Project Total	Prior Approval	Budget FY2019	Capital Program (\$000)					Beyond 6 Years
					FY2020	FY2021	FY2022	FY2023	FY2024	
\$69,098,000	General County Bonds	\$93,459,000	\$0	\$0	\$0	\$5,572	\$68,373	\$30,219	(\$10,705)	\$0
\$0	General Fund PayGo	\$0	\$0	\$0	\$0	\$0	\$0	\$0	\$0	\$0
\$2,750,000	Ed Impact Fees Dist 1	\$5,650,000	\$0	\$0	\$0	\$250	\$0	\$2,500	\$2,900	\$0
\$1,200,000	Ed Impact Fees Dist 5	\$1,600,000	\$0	\$0	\$0	\$400	\$400	\$400	\$400	\$0
\$40,231,000	Inter-Agency Committee	\$48,517,000	\$0	\$0	\$0	\$0	\$0	\$24,258	\$24,259	\$0
\$113,279,000	Total	\$149,226,000	\$0	\$0	\$0	\$6,222	\$68,773	\$57,377	\$16,854	\$0
	More (Less) Than Prior Year Program:	\$35,947,000	\$0	\$0	\$0	(\$542)	\$10,765	\$8,870	\$16,854	\$0

E572500 Quarterfield ES

Class: Board of Education

FY2019

Council Approved

Description

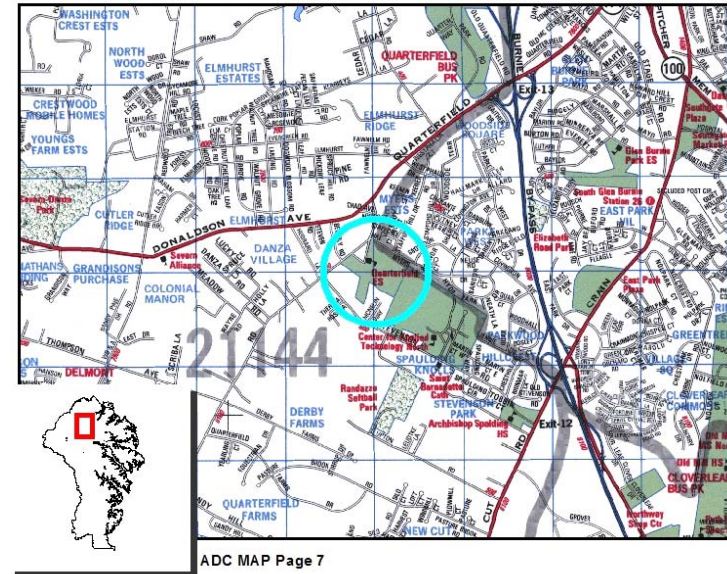
This project will provide a feasibility study for Quarterfield ES. The existing building is not configured to support the current and future educational program. The final scope and budget will be determined by the Board of Education following completion of the feasibility study. This facility was originally constructed in 1969.

The SRC of the existing building is 441. The SRC of the proposed project will be determined and approved by the Board of Education as part of the education specification approval process.

Benefit

The feasibility study is the first programmatic step toward providing a facility configured to support the educational program.

Amendment History



Prior Year Project Total	Phase	Project Total	Prior Approval	Budget FY2019	Capital Program (\$000)					Beyond 6 Years
					FY2020	FY2021	FY2022	FY2023	FY2024	
\$3,487,000	Plans and Engineering	\$2,774,000	\$0	\$0	\$0	\$2,774	\$0	\$0	\$0	\$0
\$29,270,000	Construction	\$26,802,000	\$0	\$0	\$0	\$0	\$13,401	\$10,721	\$2,680	\$0
\$1,355,000	Furn., Fixtures and Equip.	\$1,844,000	\$0	\$0	\$0	\$0	\$0	\$1,106	\$738	\$0
\$747,000	Other	\$1,244,000	\$0	\$0	\$0	\$0	\$498	\$498	\$248	\$0
\$34,859,000	Total	\$32,664,000	\$0	\$0	\$0	\$2,774	\$13,899	\$12,325	\$3,666	\$0
More (Less) Than Prior Year Program:		(\$2,195,000)	\$0	\$0	\$0	(\$713)	(\$2,736)	(\$2,412)	\$3,666	\$0

E572500 Quarterfield ES

Class: Board of Education

FY2019

Council Approved

Project Status

1. Current Phase: Inception. The project is recognized as required. This project will define how to fulfill that requirement.
2. Action Taken in Current Fiscal Year: None.
3. Action Required to Complete This Project: This project has not started. Therefore, all project phases are required to complete this project.

Change from Prior Year

1. Change in Name or Description: None
2. Change in Total Project Cost: Adjusted program funding based on projected cost
3. Change in Scope: None
4. Change in Timing: None

Estimated Operating Budget Impact: Between \$100,000 and \$500,000 per year

Initial Total Project Cost Estimate

FY 2018 \$34,859,000

Financial Activity

Expended	Encumbered	Total
April 1, 2017	\$0	\$0
April 1, 2018	\$0	\$0

Prior Year Project Total	Funding	Project Total	Prior Approval	Budget FY2019	Capital Program (\$000)					Beyond 6 Years
					FY2020	FY2021	FY2022	FY2023	FY2024	
\$29,694,000	General County Bonds	\$22,962,000	\$0	\$0	\$0	\$2,774	\$13,899	\$6,504	(\$215)	\$0
\$5,165,000	Inter-Agency Committee	\$9,702,000	\$0	\$0	\$0	\$0	\$0	\$5,821	\$3,881	\$0
\$34,859,000	Total	\$32,664,000	\$0	\$0	\$0	\$2,774	\$13,899	\$12,325	\$3,666	\$0
More (Less) Than Prior Year Program:		(\$2,195,000)	\$0	\$0	\$0	(\$713)	(\$2,736)	(\$2,412)	\$3,666	\$0

E572600 Hillsmere ES

Class: Board of Education

FY2019

Council Approved

Description

This project will provide a feasibility study for Hillsmere ES. The existing building is not configured to support the current and future educational program. The final scope and budget will be determined by the Board of Education following completion of the feasibility study. This facility was originally constructed in 1967.

The SRC of the existing building is 509. The SRC of the proposed project will be determined and approved by the Board of Education as part of the education specification approval process.

Benefit

The feasibility study is the first programmatic step toward providing a facility configured to support the educational program.

Amendment History



Prior Year Project Total	Phase	Project Total	Prior Approval	Budget FY2019	Capital Program (\$000)					Beyond 6 Years
					FY2020	FY2021	FY2022	FY2023	FY2024	
\$3,238,000	Plans and Engineering	\$3,451,000	\$0	\$0	\$0	\$3,451	\$0	\$0	\$0	\$0
\$27,167,000	Construction	\$34,151,000	\$0	\$0	\$0	\$0	\$17,075	\$13,660	\$3,416	\$0
\$1,267,000	Furn., Fixtures and Equip.	\$2,160,000	\$0	\$0	\$0	\$0	\$0	\$1,296	\$864	\$0
\$744,000	Other	\$1,660,000	\$0	\$0	\$0	\$0	\$664	\$664	\$332	\$0
\$32,416,000	Total	\$41,422,000	\$0	\$0	\$0	\$3,451	\$17,739	\$15,620	\$4,612	\$0
More (Less) Than Prior Year Program:		\$9,006,000	\$0	\$0	\$0	\$213	\$2,274	\$1,907	\$4,612	\$0

E572600 Hillsmere ES

Class: Board of Education

FY2019

Council Approved

Project Status

1. Current Phase: Inception. The project is recognized as required. This project will define how to fulfill that requirement.
2. Action Taken in Current Fiscal Year: None.
3. Action Required to Complete This Project: This project has not started. Therefore, all project phases are required to complete this project.

Change from Prior Year

1. Change in Name or Description: None
2. Change in Total Project Cost: Adjusted program funding based on projected cost
3. Change in Scope: None
4. Change in Timing: None

Estimated Operating Budget Impact: Between \$100,000 and \$500,000 per year

Initial Total Project Cost Estimate

FY 2018 \$32,416,000

Financial Activity

Expended	Encumbered	Total
April 1, 2017	\$0	\$0
April 1, 2018	\$0	\$0

Prior Year Project Total	Funding	Project Total	Prior Approval	Budget FY2019	Capital Program (\$000)					Beyond 6 Years
					FY2020	FY2021	FY2022	FY2023	FY2024	
\$23,515,000	General County Bonds	\$31,198,000	\$0	\$0	\$0	\$3,451	\$17,739	\$9,586	\$422	\$0
\$500,000	Ed Impact Fees Dist 6	\$1,000,000	\$0	\$0	\$0	\$0	\$0	\$500	\$500	\$0
\$8,401,000	Inter-Agency Committee	\$9,224,000	\$0	\$0	\$0	\$0	\$0	\$5,534	\$3,690	\$0
\$32,416,000	Total	\$41,422,000	\$0	\$0	\$0	\$3,451	\$17,739	\$15,620	\$4,612	\$0
More (Less) Than Prior Year Program:		\$9,006,000	\$0	\$0	\$0	\$213	\$2,274	\$1,907	\$4,612	\$0

E572700 Rippling Woods ES

Class: Board of Education

FY2019

Council Approved

Description

This project will provide a feasibility study for Rippling Woods ES. The existing building is not configured to support the current and future educational program. The final scope and budget will be determined by the Board of Education following completion of the feasibility study. This facility was originally constructed in 1974.

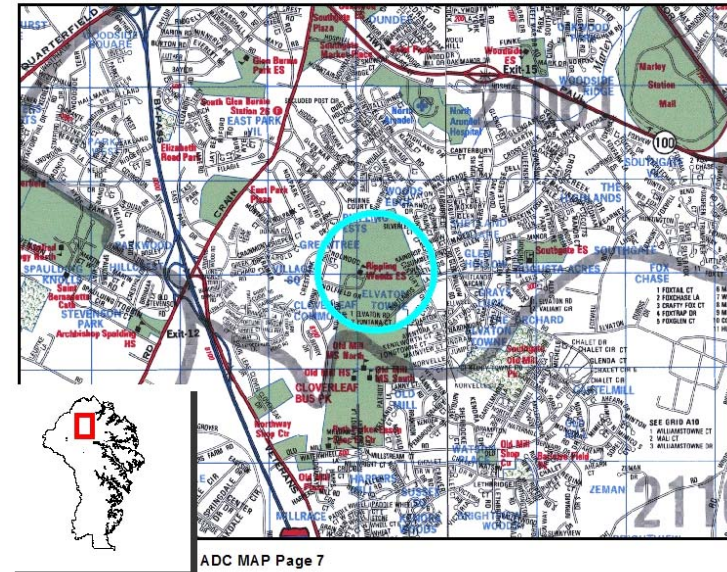
The SRC of the existing building is 622. The SRC of the proposed project will be determined and approved by the Board of Education as part of the education specification approval process.

Benefit

The feasibility study is the first programmatic step toward providing a facility configured to support the educational program.

This project will provide a facility configured to support the educational program and relieve overcrowding in the existing facility as well as provide an enhanced community center.

Amendment History



Prior Year Project Total	Phase	Project Total	Prior Approval	Budget FY2019	Capital Program (\$000)					Beyond 6 Years
					FY2020	FY2021	FY2022	FY2023	FY2024	
\$4,090,000	Plans and Engineering	\$4,344,000	\$0	\$0	\$0	\$4,344	\$0	\$0	\$0	\$0
\$34,503,000	Construction	\$44,206,000	\$0	\$0	\$0	\$0	\$22,103	\$17,683	\$4,420	\$0
\$1,475,000	Furn., Fixtures and Equip.	\$2,569,000	\$0	\$0	\$0	\$0	\$0	\$1,541	\$1,028	\$0
\$752,000	Other	\$1,826,000	\$0	\$0	\$0	\$0	\$730	\$730	\$366	\$0
\$40,820,000	Total	\$52,945,000	\$0	\$0	\$0	\$4,344	\$22,833	\$19,954	\$5,814	\$0
More (Less) Than Prior Year Program:		\$12,125,000	\$0	\$0	\$0	\$254	\$3,288	\$2,769	\$5,814	\$0

E572700 Rippling Woods ES

Class: Board of Education

FY2019

Council Approved

Project Status

1. Current Phase: Inception. The project is recognized as required. This project will define how to fulfill that requirement.
2. Action Taken in Current Fiscal Year: None
3. Action Required to Complete This Project: This project has not started. Therefore, all project phases are required to complete this project.

Change from Prior Year

1. Change in Name or Description: None
2. Change in Total Project Cost: Adjusted program funding based on projected cost
3. Change in Scope: None
4. Change in Timing: None

Estimated Operating Budget Impact: Between \$100,000 and \$500,000 per year

Initial Total Project Cost Estimate

FY 2018 \$40,820,000

Financial Activity

Expended	Encumbered	Total
April 1, 2017	\$0	\$0
April 1, 2018	\$0	\$0

Prior Year Project Total	Funding	Project Total	Prior Approval	Budget FY2019	Capital Program (\$000)					Beyond 6 Years
					FY2020	FY2021	FY2022	FY2023	FY2024	
\$27,744,000	General County Bonds	\$38,045,000	\$0	\$0	\$0	\$4,344	\$22,833	\$13,994	(\$3,126)	\$0
\$13,076,000	Inter-Agency Committee	\$14,900,000	\$0	\$0	\$0	\$0	\$0	\$5,960	\$8,940	\$0
\$40,820,000	Total	\$52,945,000	\$0	\$0	\$0	\$4,344	\$22,833	\$19,954	\$5,814	\$0
More (Less) Than Prior Year Program:		\$12,125,000	\$0	\$0	\$0	\$254	\$3,288	\$2,769	\$5,814	\$0

E575000 Mt. Rd. Corridor ES

Class: Board of Education

FY2019

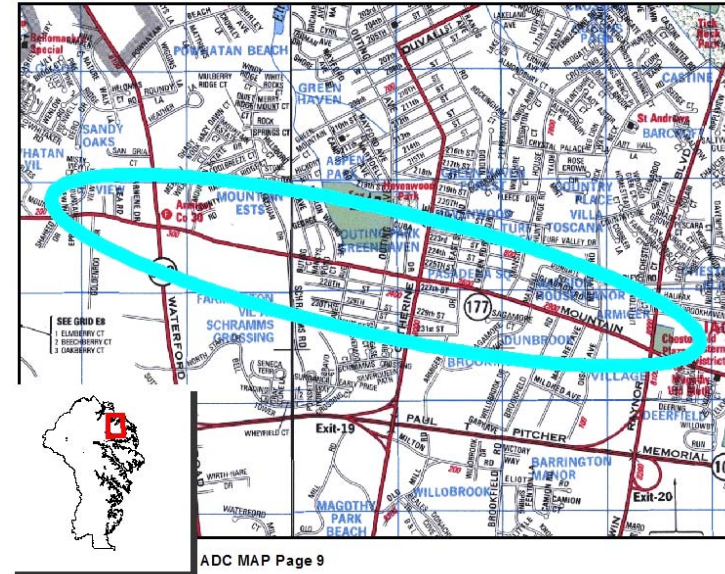
Council Approved

Description

This project will provide for a new elementary school within the Mountain Road corridor. This is a new school and does not require a feasibility study. The SRC of the proposed project will be determined and approved by the Board of Education as part of the education specification approval process.

Benefit

Amendment History



Prior Year Project Total	Phase	Project Total	Prior Approval	Budget FY2019	Capital Program (\$000)					Beyond 6 Years
					FY2020	FY2021	FY2022	FY2023	FY2024	
	Plans and Engineering	\$3,479,000	\$0	\$0	\$0	\$0	\$0	\$3,479	\$0	\$0
	Construction	\$36,071,000	\$0	\$0	\$0	\$0	\$0	\$0	\$18,035	\$18,036
	Furn., Fixtures and Equip.	\$3,059,000	\$0	\$0	\$0	\$0	\$0	\$0	\$0	\$3,059
	Other	\$943,000	\$0	\$0	\$0	\$0	\$0	\$0	\$377	\$566
\$0	Total	\$43,552,000	\$0	\$0	\$0	\$0	\$0	\$3,479	\$18,412	\$21,661
	More (Less) Than Prior Year Program:	\$43,552,000	\$0	\$0	\$0	\$0	\$0	\$3,479	\$18,412	\$21,661

E575000 Mt. Rd. Corridor ES

Class: Board of Education

FY2019

Council Approved

Project Status

1. Current Phase: Inception. The project is recognized as required. This project will define how to fulfill that requirement.
2. Action Taken in Current Fiscal Year: None
3. Action Required to Complete This Project: This project has not started. Therefore, all project phases are required to complete this project.

Change from Prior Year

1. Change in Name or Description: None
2. Change in Total Project Cost: Adjusted program funding based on projected cost
3. Change in Scope: None
4. Change in Timing: None

Estimated Operating Budget Impact: Indeterminate

Initial Total Project Cost Estimate

FY 0 \$0

Financial Activity

	Expended	Encumbered	Total
April 1, 2017	\$0	\$0	\$0
April 1, 2018	\$0	\$0	\$0

Prior Year Project Total	Funding	Project Total	Prior Approval	Budget FY2019	Capital Program (\$000)					Beyond 6 Years
					FY2020	FY2021	FY2022	FY2023	FY2024	
	General County Bonds	\$20,054,000	\$0	\$0	\$0	\$0	\$0	\$0	\$2,752	\$17,302
	Ed Impact Fees Dist 3	\$12,600,000	\$0	\$0	\$0	\$0	\$0	\$3,479	\$9,121	\$0
	Inter-Agency Committee	\$10,898,000	\$0	\$0	\$0	\$0	\$0	\$0	\$6,539	\$4,359
\$0	Total	\$43,552,000	\$0	\$0	\$0	\$0	\$0	\$3,479	\$18,412	\$21,661
	More (Less) Than Prior Year Program:	\$43,552,000	\$0	\$0	\$0	\$0	\$0	\$3,479	\$18,412	\$21,661

This page intentionally blank