

Watershed Protection & Restor.

Project Title	Page	Project Title	Page
Barrensdale Outfall Rest. Cont	430	PT-OF-04	382
BK-PC-01	394	PT-OF-08	386
BK-PP-01	393	PT-OF-10	387
BK-ST-01	392	PT-PC-01	381
Culvert and Closed SD Rehab	361	PT-PP-01	374
Emergency Storm Drain	362	PT-ST-01	376
Kingsberry Rd Stream Restor.	438	PT-ST-02	378
LP-OF-01	399	PT-ST-03	380
LP-OF-02	400	PT-ST-04	383
LP-OF-03	401	PT-ST-05	384
LP-PC-01	403	PT-ST-07	385
LP-PP-01	402	Pub/Priv Perf of Wtr Qlty Imps	431
Magothy Outfalls	432	SE-OF-01	406
MR-OF-02	371	SE-OF-06	413
MR-OF-03	370	SE-PC-01	408
MR-OF-04	369	SE-PP-01	407
MR-PC-01	373	SE-ST-01	404
MR-PP-01	372	SE-ST-02	405
MR-ST-01	365	SE-ST-03	409
MR-ST-02	366	SE-ST-04	410
MR-ST-03	367	SE-ST-05	411
MR-ST-04	368	SE-ST-06	412
New Cut Rd Culvert - Construct	427	Severn Outfalls	436
Old County Road SWM BMP - Cont	429	Shipley's Choice Stream Restor	428
Patapsco Non-Tidal Outfalls	389	SO-OF-01	415
Patapsco Tidal Outfalls	433	SO-OF-03	418
Patuxent Outfalls	434	SO-OF-04	420
PN-OF-01	388	SO-OF-06	421
PN-PC-01	391	SO-PC-01	423
PN-PP-01	390	SO-PP-01	422
PT-OF-01	375	SO-ST-01	414
PT-OF-02	377	SO-ST-02	416
PT-OF-03	379	SO-ST-03	417

Watershed Protection & Restor.

Project Title	Page
SO-ST-04	419
South Outfalls	437
Storm Drainage/SWM Infrastr	363
Stormwater Project Management	364
UP-OF-01	396
UP-PC-01	398
UP-PP-01	397
UP-ST-01	395
West/Rhode/Herring Outfalls	435
WPRF Project Planning	426
WPRP Land Acquisition	424
WPRP Restoration Grant	425

Capital Budget and Program

Anne Arundel County, Maryland

Project Class Summary - Project Listing

Council Approved

Project	Project Title	Total	Prior	FY2018	FY2019	FY2020	FY2021	FY2022	FY2023
Project Class Watershed Protection & Restor.									
B551600	Culvert and Closed SD Rehab	\$43,216,601	\$14,614,601	\$4,767,000	\$4,767,000	\$4,767,000	\$4,767,000	\$4,767,000	\$4,767,000
B551700	Emergency Storm Drain	\$5,918,132	\$2,318,132	\$600,000	\$600,000	\$600,000	\$600,000	\$600,000	\$600,000
B551800	Storm Drainage/SWM Infrastr	\$10,744,672	\$3,744,672	\$2,000,000	\$1,000,000	\$1,000,000	\$1,000,000	\$1,000,000	\$1,000,000
B551900	Stormwater Project Management	\$1,600,000	\$2,600,000	(\$1,000,000)	\$0	\$0	\$0	\$0	\$0
B552000	MR-ST-01	\$1,177,500	\$1,177,500	\$0	\$0	\$0	\$0	\$0	\$0
B552100	MR-ST-02	\$809,100	\$809,100	\$0	\$0	\$0	\$0	\$0	\$0
B552200	MR-ST-03	\$1,098,200	\$1,098,200	\$0	\$0	\$0	\$0	\$0	\$0
B552300	MR-ST-04	\$1,820,200	\$1,820,200	\$0	\$0	\$0	\$0	\$0	\$0
B552400	MR-OF-04	\$7,068,100	\$7,068,100	\$0	\$0	\$0	\$0	\$0	\$0
B552500	MR-OF-03	\$1,832,200	\$1,832,200	\$0	\$0	\$0	\$0	\$0	\$0
B552600	MR-OF-02	\$644,300	\$644,300	\$0	\$0	\$0	\$0	\$0	\$0
B552800	MR-PP-01	\$400	\$77,400	(\$77,000)	\$0	\$0	\$0	\$0	\$0
B552900	MR-PC-01	\$2,488,500	\$2,488,500	\$0	\$0	\$0	\$0	\$0	\$0
B553300	PT-PP-01	\$7,992,600	\$8,592,600	(\$600,000)	\$0	\$0	\$0	\$0	\$0
B553400	PT-OF-01	\$706,901	\$706,901	\$0	\$0	\$0	\$0	\$0	\$0
B553500	PT-ST-01	\$10,160,200	\$10,160,200	\$0	\$0	\$0	\$0	\$0	\$0
B553600	PT-OF-02	\$1,407,900	\$1,407,900	\$0	\$0	\$0	\$0	\$0	\$0
B553700	PT-ST-02	\$5,752,555	\$5,752,555	\$0	\$0	\$0	\$0	\$0	\$0
B553800	PT-OF-03	\$1,964,000	\$1,964,000	\$0	\$0	\$0	\$0	\$0	\$0
B553900	PT-ST-03	\$7,891,049	\$3,866,049	\$4,025,000	\$0	\$0	\$0	\$0	\$0
B554000	PT-PC-01	\$6,629,121	\$6,629,121	\$0	\$0	\$0	\$0	\$0	\$0
B554100	PT-OF-04	\$6,450,116	\$6,450,116	\$0	\$0	\$0	\$0	\$0	\$0
B554300	PT-ST-04	\$1,325,900	\$1,065,900	\$260,000	\$0	\$0	\$0	\$0	\$0
B554400	PT-ST-05	\$1,148,500	\$698,500	\$450,000	\$0	\$0	\$0	\$0	\$0
B554800	PT-ST-07	\$5,489,600	\$5,489,600	\$0	\$0	\$0	\$0	\$0	\$0
B554900	PT-OF-08	\$2,384,518	\$2,384,518	\$0	\$0	\$0	\$0	\$0	\$0
B555100	PT-OF-10	\$171,800	\$171,800	\$0	\$0	\$0	\$0	\$0	\$0

Capital Budget and Program

Anne Arundel County, Maryland

Project Class Summary - Project Listing

Council Approved

Project	Project Title	Total	Prior	FY2018	FY2019	FY2020	FY2021	FY2022	FY2023
B555300	PN-OF-01	\$4,629,800	\$4,629,800	\$0	\$0	\$0	\$0	\$0	\$0
B555400	Patapsco Non-Tidal Outfalls	\$6,964,400	\$4,764,400	\$2,200,000	\$0	\$0	\$0	\$0	\$0
B555600	PN-PP-01	\$3,846,200	\$3,846,200	\$0	\$0	\$0	\$0	\$0	\$0
B555700	PN-PC-01	\$3,698,100	\$3,098,100	\$600,000	\$0	\$0	\$0	\$0	\$0
B555800	BK-ST-01	\$318,600	\$318,600	\$0	\$0	\$0	\$0	\$0	\$0
B556000	BK-PP-01	\$700	\$43,700	(\$43,000)	\$0	\$0	\$0	\$0	\$0
B556100	BK-PC-01	\$2,569,989	\$2,569,989	\$0	\$0	\$0	\$0	\$0	\$0
B556200	UP-ST-01	\$852,700	\$852,700	\$0	\$0	\$0	\$0	\$0	\$0
B556300	UP-OF-01	\$2,578,600	\$2,578,600	\$0	\$0	\$0	\$0	\$0	\$0
B556400	UP-PP-01	\$1,008,500	\$1,008,500	\$0	\$0	\$0	\$0	\$0	\$0
B556500	UP-PC-01	\$490,700	\$490,700	\$0	\$0	\$0	\$0	\$0	\$0
B556700	LP-OF-01	\$5,151,000	\$5,151,000	\$0	\$0	\$0	\$0	\$0	\$0
B556800	LP-OF-02	\$8,776,200	\$8,776,200	\$0	\$0	\$0	\$0	\$0	\$0
B556900	LP-OF-03	\$7,862,700	\$7,862,700	\$0	\$0	\$0	\$0	\$0	\$0
B557000	LP-PP-01	\$1,575,000	\$1,575,000	\$0	\$0	\$0	\$0	\$0	\$0
B557100	LP-PC-01	\$2,285,800	\$2,285,800	\$0	\$0	\$0	\$0	\$0	\$0
B557700	SE-ST-01	\$1,302,400	\$1,302,400	\$0	\$0	\$0	\$0	\$0	\$0
B557800	SE-ST-02	\$1,191,300	\$1,191,300	\$0	\$0	\$0	\$0	\$0	\$0
B557900	SE-OF-01	\$3,449,400	\$3,449,400	\$0	\$0	\$0	\$0	\$0	\$0
B558000	SE-PP-01	\$3,400,100	\$3,400,100	\$0	\$0	\$0	\$0	\$0	\$0
B558100	SE-PC-01	\$7,901,141	\$7,901,141	\$0	\$0	\$0	\$0	\$0	\$0
B558200	SE-ST-03	\$800,400	\$800,400	\$0	\$0	\$0	\$0	\$0	\$0
B558300	SE-ST-04	\$1,999,800	\$1,249,800	\$750,000	\$0	\$0	\$0	\$0	\$0
B558400	SE-ST-05	\$1,949,400	\$1,949,400	\$0	\$0	\$0	\$0	\$0	\$0
B558500	SE-ST-06	\$433,600	\$433,600	\$0	\$0	\$0	\$0	\$0	\$0
B559000	SE-OF-06	\$100	\$100	\$0	\$0	\$0	\$0	\$0	\$0
B559100	SO-ST-01	\$862,000	\$862,000	\$0	\$0	\$0	\$0	\$0	\$0
B559200	SO-OF-01	\$4,370,200	\$4,370,200	\$0	\$0	\$0	\$0	\$0	\$0
B559300	SO-ST-02	\$690,064	\$690,064	\$0	\$0	\$0	\$0	\$0	\$0

Capital Budget and Program

Anne Arundel County, Maryland

Project Class Summary - Project Listing

Council Approved

Project	Project Title	Total	Prior	FY2018	FY2019	FY2020	FY2021	FY2022	FY2023
B559400	SO-ST-03	\$973,700	\$973,700	\$0	\$0	\$0	\$0	\$0	\$0
B559600	SO-OF-03	\$1,105,300	\$1,105,300	\$0	\$0	\$0	\$0	\$0	\$0
B559700	SO-ST-04	\$1,450,200	\$850,200	\$600,000	\$0	\$0	\$0	\$0	\$0
B559800	SO-OF-04	\$3,643,400	\$3,643,400	\$0	\$0	\$0	\$0	\$0	\$0
B560000	SO-OF-06	\$69,600	\$69,600	\$0	\$0	\$0	\$0	\$0	\$0
B560100	SO-PP-01	\$4,460,400	\$4,460,400	\$0	\$0	\$0	\$0	\$0	\$0
B560200	SO-PC-01	\$3,170,101	\$3,170,101	\$0	\$0	\$0	\$0	\$0	\$0
B561000	WPRP Land Acquisition	\$1,000,000	\$1,000,000	\$0	\$0	\$0	\$0	\$0	\$0
B561100	WPRP Restoration Grant	\$3,000,000	\$2,000,000	\$1,000,000	\$0	\$0	\$0	\$0	\$0
B561200	WPRF Project Planning	\$500,000	\$500,000	\$0	\$0	\$0	\$0	\$0	\$0
B567900	New Cut Rd Culvert - Construct	\$4,083,000	\$3,695,000	\$388,000	\$0	\$0	\$0	\$0	\$0
B568000	Shipley's Choice Stream Restor	\$1,100,000	\$1,100,000	\$0	\$0	\$0	\$0	\$0	\$0
B568100	Old County Road SWM BMP - Co	\$641,000	\$641,000	\$0	\$0	\$0	\$0	\$0	\$0
B568200	Barrensdale Outfall Rest. Cont	\$1,051,000	\$1,051,000	\$0	\$0	\$0	\$0	\$0	\$0
B568300	Pub/Priv Perf of Wtr Qlty Imps	\$10,000,000	\$5,000,000	\$5,000,000	\$0	\$0	\$0	\$0	\$0
B571100	Magothy Outfalls	\$15,993,900	\$18,228,900	(\$2,235,000)	\$0	\$0	\$0	\$0	\$0
B571200	Patapsco Tidal Outfalls	\$4,818,200	\$8,843,200	(\$4,025,000)	\$0	\$0	\$0	\$0	\$0
B571600	Severn Outfalls	\$2,573,100	\$2,573,100	\$0	\$0	\$0	\$0	\$0	\$0
B571700	South Outfalls	\$17,345,200	\$19,595,200	(\$2,250,000)	\$0	\$0	\$0	\$0	\$0
B573700	Kingsberry Rd Stream Restor.	\$1,400,000	\$0	\$1,400,000	\$0	\$0	\$0	\$0	\$0
Total Watershed Protection & Rest		\$297,229,658	\$251,584,658	\$13,810,000	\$6,367,000	\$6,367,000	\$6,367,000	\$6,367,000	\$6,367,000

Capital Budget and Program

Anne Arundel County, Maryland

Project Class Summary - Funding Detail							Council Approved		
Project	Project Title	Total	Prior	FY2018	FY2019	FY2020	FY2021	FY2022	FY2023
Project Class Watershed Protection & Restor.									
Bonds									
	WPRF Bonds	\$288,398,658	\$243,651,658	\$12,912,000	\$6,367,000	\$6,367,000	\$6,367,000	\$6,367,000	\$6,367,000
	Bonds	\$288,398,658	\$243,651,658	\$12,912,000	\$6,367,000	\$6,367,000	\$6,367,000	\$6,367,000	\$6,367,000
Grants & Aid									
	Other State Grants	\$1,898,000	\$0	\$1,898,000	\$0	\$0	\$0	\$0	\$0
	Grants & Aid	\$1,898,000	\$0	\$1,898,000	\$0	\$0	\$0	\$0	\$0
Other									
	Miscellaneous	\$22,000	\$22,000	\$0	\$0	\$0	\$0	\$0	\$0
	Project Reimbursement	\$1,600,000	\$2,600,000	(\$1,000,000)	\$0	\$0	\$0	\$0	\$0
	Bond Premium	\$5,311,000	\$5,311,000	\$0	\$0	\$0	\$0	\$0	\$0
	Other	\$6,933,000	\$7,933,000	(\$1,000,000)	\$0	\$0	\$0	\$0	\$0
	Watershed Protection & Restor.	\$297,229,658	\$251,584,658	\$13,810,000	\$6,367,000	\$6,367,000	\$6,367,000	\$6,367,000	\$6,367,000

This page intentionally blank

B551600 Culvert and Closed SD Rehab

Class: Watershed Protection & Restor.

FY2018

Council Approved

Description

This project involves design and construction to rehabilitate, upgrade and replace small culverts on local roads and minor closed storm drain systems that, although functioning, are badly deteriorated, inadequate and in need of upgrades and, where practical, incorporate environmentally sensitive design techniques to enhance water quality. This project is countywide and multi-year and will require funding beyond the program.

Location

This project represents the continuation of Project D451100 under this new Project Class.

Countywide

Benefit

This project will correct minor, localized ponding and flooding conditions, improve storm drain conveyance, rehabilitate and extend the useful life of existing storm drain systems and culverts while enhancing the water quality of runoff.

Amendment History

Prior Year Project Total	Phase	Project Total	Prior Approval	Budget FY2018	Capital Program (\$000)					Beyond 6 Years
					FY2019	FY2020	FY2021	FY2022	FY2023	
\$3,931,848	Plans and Engineering	\$4,369,348	\$1,747,348	\$437,000	\$437	\$437	\$437	\$437	\$437	
\$357,300	Land	\$398,800	\$158,800	\$40,000	\$40	\$40	\$40	\$40	\$40	
\$35,123,989	Construction	\$36,021,279	\$11,643,279	\$4,063,000	\$4,063	\$4,063	\$4,063	\$4,063	\$4,063	
\$2,828,437	Overhead	\$2,427,174	\$1,065,174	\$227,000	\$227	\$227	\$227	\$227	\$227	
\$42,241,574	Total	\$43,216,601	\$14,614,601	\$4,767,000	\$4,767	\$4,767	\$4,767	\$4,767	\$4,767	
More (Less) Than Prior Year Program:		\$975,027	(\$3,793,973)	\$400	\$0	\$0	\$0	\$0	\$4,767	Multi-Yr

B551600 Culvert and Closed SD Rehab

Class: Watershed Protection & Restor.

FY2018

Council Approved

Project Status

1. Current status of this project: Active
2. Action taken in Current Fiscal Year: Culvert and Strom Drain Rehabilitation
3. Action required to complete this project: Multiyear

Change from Prior Year

1. Change in Name or Description: None
2. Change in Total Project Cost: Added FY23 Funding
3. Change in Scope: None
4. Change in Timing: None

Estimated Operating Budget Impact: Potential savings/cost avoidance

Initial Total Project Cost Estimate

FY 2014 \$28,599,600

Financial Activity

	Expended	Encumbered	Total
April 1, 2015	\$11,507,594	\$1,947,807	\$13,455,400
April 1, 2016	\$11,165,150	\$1,659,135	\$12,824,285

Prior Year Project Total	Funding	Project Total	Prior Approval	Budget FY2018	Capital Program (\$000)					Beyond 6 Years
					FY2019	FY2020	FY2021	FY2022	FY2023	
\$37,474,974	WPRF Bonds	\$38,450,001	\$9,848,001	\$4,767,000	\$4,767	\$4,767	\$4,767	\$4,767	\$4,767	
\$4,766,600	Bond Premium	\$4,766,600	\$4,766,600	\$0	\$0	\$0	\$0	\$0	\$0	
\$42,241,574	Total	\$43,216,601	\$14,614,601	\$4,767,000	\$4,767	\$4,767	\$4,767	\$4,767	\$4,767	
More (Less) Than Prior Year Program:		\$975,027	(\$3,793,973)	\$400	\$0	\$0	\$0	\$0	\$4,767	Multi-Yr

B551700 Emergency Storm Drain

Class: Watershed Protection & Restor.

FY2018

Council Approved

Description

This project involves the installation of storm drain inlets, manholes, pipes, small culverts and systems to provide for immediate relief to localized ponding or flooding of roads, public infrastructure and private properties subject to runoff from public facilities. This project is countywide and multi-year and will require funding beyond the program.

Location

This project represents the continuation of Project D478500 under this new Project Class.

Countywide

Benefit

This project will correct localized ponding or flooding conditions, improve storm water conveyance, protect existing public and private properties as well as existing public infrastructure, and provide quick response to emergency storm water problems.

Amendment History

Prior Year Project Total	Phase	Project Total	Prior Approval	Budget FY2018	Capital Program (\$000)					Beyond 6 Years
					FY2019	FY2020	FY2021	FY2022	FY2023	
	Land	(\$1,900)	(\$1,900)	\$0	\$0	\$0	\$0	\$0	\$0	
	Construction	(\$76,487)	(\$76,487)	\$0	\$0	\$0	\$0	\$0	\$0	
	Overhead	(\$3,481)	(\$3,481)	\$0	\$0	\$0	\$0	\$0	\$0	
\$5,400,000	Other	\$6,000,000	\$2,400,000	\$600,000	\$600	\$600	\$600	\$600	\$600	
\$5,400,000	Total	\$5,918,132	\$2,318,132	\$600,000	\$600	\$600	\$600	\$600	\$600	
More (Less) Than Prior Year Program:		\$518,132	(\$81,868)	\$0	\$0	\$0	\$0	\$0	\$600	Multi-Yr

B551700 Emergency Storm Drain

Class: Watershed Protection & Restor.

FY2018

Council Approved

Project Status

1. Current status of this project: Active
2. Action taken in Current Fiscal Year: Design and Construction of stormwater projects
3. Action required to complete this project: Multiyear

Change from Prior Year

1. Change in Name or Description: None
2. Change in Total Project Cost: Added FY23 Funding
3. Change in Scope: None
4. Change in Timing: None

Estimated Operating Budget Impact: Potential savings/cost avoidance

Initial Total Project Cost Estimate

FY 2014 \$3,600,000

Financial Activity

	Expended	Encumbered	Total
April 1, 2015	\$875,566	\$724,959	\$1,600,524
April 1, 2016	\$1,273,901	\$532,549	\$1,806,451

Prior Year Project Total	Funding	Project Total	Prior Approval	Budget FY2018	Capital Program (\$000)					Beyond 6 Years
					FY2019	FY2020	FY2021	FY2022	FY2023	
\$4,855,600	WPRF Bonds	\$5,373,732	\$1,773,732	\$600,000	\$600	\$600	\$600	\$600	\$600	
\$544,400	Bond Premium	\$544,400	\$544,400	\$0	\$0	\$0	\$0	\$0	\$0	
\$5,400,000	Total	\$5,918,132	\$2,318,132	\$600,000	\$600	\$600	\$600	\$600	\$600	
More (Less) Than Prior Year Program:		\$518,132	(\$81,868)	\$0	\$0	\$0	\$0	\$0	\$600	Multi-Yr

B551800 Storm Drainage/SWM Infrastr

Class: Watershed Protection & Restor.

FY2018

Council Approved

Description

This project involves the study, design and construction of large, regional storm drain systems and stormwater management infrastructure to relieve widespread ponding or flooding of public and private properties and existing public infrastructure. This project also involves repair, rehabilitation and replacement of major culverts that are beyond their useful life. Environmentally sensitive design techniques will be identified and incorporated into the design to enhance the water quality of stormwater runoff. This project is countywide and multi-year and will require funding beyond the program.

Location

This project represents the continuation of Project D537900 under this new Project Class.

Countywide

Benefit

This project will correct large scale and widespread flooding conditions, improve storm drain conveyance on a community wide basis, enhance the water quality of runoff, and provide protection to existing public and private properties as well as existing public infrastructure.

Amendment History

Prior Year Project Total	Phase	Project Total	Prior Approval	Budget FY2018	Capital Program (\$000)					Beyond 6 Years
					FY2019	FY2020	FY2021	FY2022	FY2023	
\$2,219,939	Plans and Engineering	\$2,409,939	\$1,269,939	\$190,000	\$190	\$190	\$190	\$190	\$190	
\$93,150	Land	\$103,150	\$43,150	\$10,000	\$10	\$10	\$10	\$10	\$10	
\$6,129,447	Construction	\$7,607,880	\$2,197,880	\$1,735,000	\$735	\$735	\$735	\$735	\$735	
\$569,890	Overhead	\$623,702	\$233,702	\$65,000	\$65	\$65	\$65	\$65	\$65	
\$9,012,427	Total	\$10,744,672	\$3,744,672	\$2,000,000	\$1,000	\$1,000	\$1,000	\$1,000	\$1,000	
More (Less) Than Prior Year Program:		\$1,732,245	(\$267,755)	\$1,000,000	\$0	\$0	\$0	\$0	\$1,000	Multi-Yr

B551800 Storm Drainage/SWM Infrastr

Class: Watershed Protection & Restor.

FY2018

Council Approved

Project Status

1. Current status of this project: Active
2. Action taken in Current Fiscal Year: Design and Construction
3. Action required to complete this project: Multiyear

Change from Prior Year

1. Change in Name or Description: None
2. Change in Total Project Cost: Added FY23 Funding
3. Change in Scope: None
4. Change in Timing: None

Estimated Operating Budget Impact: Potential savings/cost avoidance

Initial Total Project Cost Estimate

FY 2014 \$6,000,000

Financial Activity

	Expended	Encumbered	Total
April 1, 2015	\$783,304	\$691,848	\$1,475,151
April 1, 2016	\$669,346	\$1,698,685	\$2,368,031

Prior Year Project Total	Funding	Project Total	Prior Approval	Budget FY2018	Capital Program (\$000)					Beyond 6 Years
					FY2019	FY2020	FY2021	FY2022	FY2023	
\$8,990,427	WPRF Bonds	\$10,722,672	\$3,722,672	\$2,000,000	\$1,000	\$1,000	\$1,000	\$1,000	\$1,000	
\$22,000	Miscellaneous	\$22,000	\$22,000	\$0	\$0	\$0	\$0	\$0	\$0	
\$9,012,427	Total	\$10,744,672	\$3,744,672	\$2,000,000	\$1,000	\$1,000	\$1,000	\$1,000	\$1,000	
More (Less) Than Prior Year Program:		\$1,732,245	(\$267,755)	\$1,000,000	\$0	\$0	\$0	\$0	\$1,000	Multi-Yr

B551900 Stormwater Project Management

Class: Watershed Protection & Restor.

FY2018

Council Approved

Description

Funds are requested to provide contract services for project management of stormwater class projects during design, right of way acquisition, construction and performance. Funding for this project will be reimbursed by the individual capital projects to be managed.

Location

Countywide

Benefit

Improved efficiency during execution of the capital improvement program.

Amendment History

Prior Year Project Total	Phase	Project Total	Prior Approval	Budget FY2018	Capital Program (\$000)					Beyond 6 Years
					FY2019	FY2020	FY2021	FY2022	FY2023	
\$2,600,000	Other	\$1,600,000	\$2,600,000	(\$1,000,000)	\$0	\$0	\$0	\$0	\$0	
\$2,600,000	Total	\$1,600,000	\$2,600,000	(\$1,000,000)	\$0	\$0	\$0	\$0	\$0	
More (Less) Than Prior Year Program:		(\$1,000,000)	\$0	(\$1,000,000)	\$0	\$0	\$0	\$0	\$0	Multi-Yr

B551900 Stormwater Project Management

Class: Watershed Protection & Restor.

FY2018

Council Approved

Project Status

1. Current status of this project: Active
2. Action taken in Current Fiscal Year: Project Management
3. Action required to complete this project: Project Management

Change from Prior Year

1. Change in Name or Description: None
2. Change in Total Project Cost: Reduction of \$1,000,000.
3. Change in Scope: None
4. Change in Timing: None

Estimated Operating Budget Impact: Indeterminate

Initial Total Project Cost Estimate

FY 2014 \$2,600,000

Financial Activity

	Expended	Encumbered	Total
April 1, 2015	\$113,670	\$1,287,296	\$1,400,967
April 1, 2016	\$6,594	\$939,439	\$946,033

Prior Year Project Total	Funding	Project Total	Prior Approval	Budget FY2018	Capital Program (\$000)					Beyond 6 Years
					FY2019	FY2020	FY2021	FY2022	FY2023	
\$2,600,000	Project Reimbursement	\$1,600,000	\$2,600,000	(\$1,000,000)	\$0	\$0	\$0	\$0	\$0	
\$2,600,000	Total	\$1,600,000	\$2,600,000	(\$1,000,000)	\$0	\$0	\$0	\$0	\$0	
More (Less) Than Prior Year Program:		(\$1,000,000)	\$0	(\$1,000,000)	\$0	\$0	\$0	\$0	\$0	Multi-Yr

B552000 MR-ST-01

Class: Watershed Protection & Restor.

FY2018

Council Approved

Description

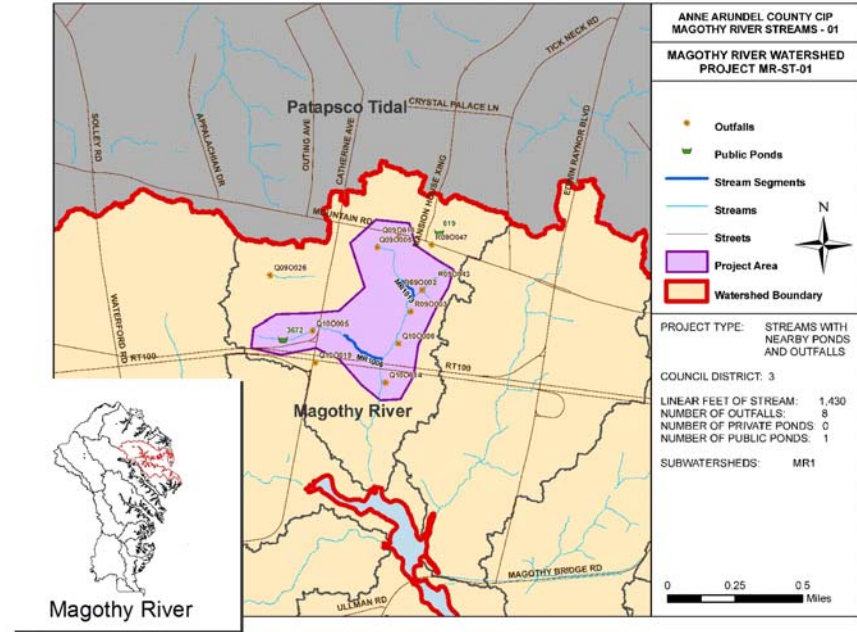
Magothy River - Streams with Nearby Outfalls & Ponds - Project Group: 01 - Priority Rating: Red

This project is for the design and construction for stormwater management infrastructure improvements necessary to comply with Federal and State clean water requirements. This project includes restoration and improvements to approximately 8 Outfalls, 1 Public Pond and 2 Stream Segments (1,430 Lineal Feet).

Benefit

Water Quality Improvement and Regulatory Compliance

Amendment History



Prior Year Project Total	Phase	Project Total	Prior Approval	Budget FY2018	Capital Program (\$000)					Beyond 6 Years
					FY2019	FY2020	FY2021	FY2022	FY2023	
\$615,500	Plans and Engineering	\$615,500	\$615,500	\$0	\$0	\$0	\$0	\$0	\$0	\$0
\$161,700	Land	\$161,700	\$161,700	\$0	\$0	\$0	\$0	\$0	\$0	\$0
\$323,300	Construction	\$323,300	\$323,300	\$0	\$0	\$0	\$0	\$0	\$0	\$0
\$77,000	Overhead	\$77,000	\$77,000	\$0	\$0	\$0	\$0	\$0	\$0	\$0
\$1,177,500	Total	\$1,177,500	\$1,177,500	\$0	\$0	\$0	\$0	\$0	\$0	\$0
More (Less) Than Prior Year Program:		\$0	\$0	\$0	\$0	\$0	\$0	\$0	\$0	\$0

B552000 MR-ST-01

Class: Watershed Protection & Restor.

FY2018

Council Approved

Project Status

1. Current status of this project: Active
2. Action taken in Current Fiscal Year: Design
3. Action required to complete this project: Design, Right of Way Acquisition, Construction and Performance.

Change from Prior Year

1. Change in Name or Description: None
2. Change in Total Project Cost: None.
3. Change in Scope: None
4. Change in Timing: None

Estimated Operating Budget Impact: Indeterminate

Initial Total Project Cost Estimate

FY 2014 \$4,470,200

Financial Activity

	Expended	Encumbered	Total
April 1, 2015	\$182,218	\$176,146	\$358,365
April 1, 2016	\$235,183	\$253,803	\$488,986

Prior Year Project Total	Funding	Project Total	Prior Approval	Budget FY2018	Capital Program (\$000)					Beyond 6 Years
					FY2019	FY2020	FY2021	FY2022	FY2023	
\$1,177,500	WPRF Bonds	\$1,177,500	\$1,177,500	\$0	\$0	\$0	\$0	\$0	\$0	\$0
\$1,177,500	Total	\$1,177,500	\$1,177,500	\$0	\$0	\$0	\$0	\$0	\$0	\$0
More (Less) Than Prior Year Program:		\$0	\$0	\$0	\$0	\$0	\$0	\$0	\$0	\$0

B552100 MR-ST-02

Class: Watershed Protection & Restor.

FY2018

Council Approved

Description

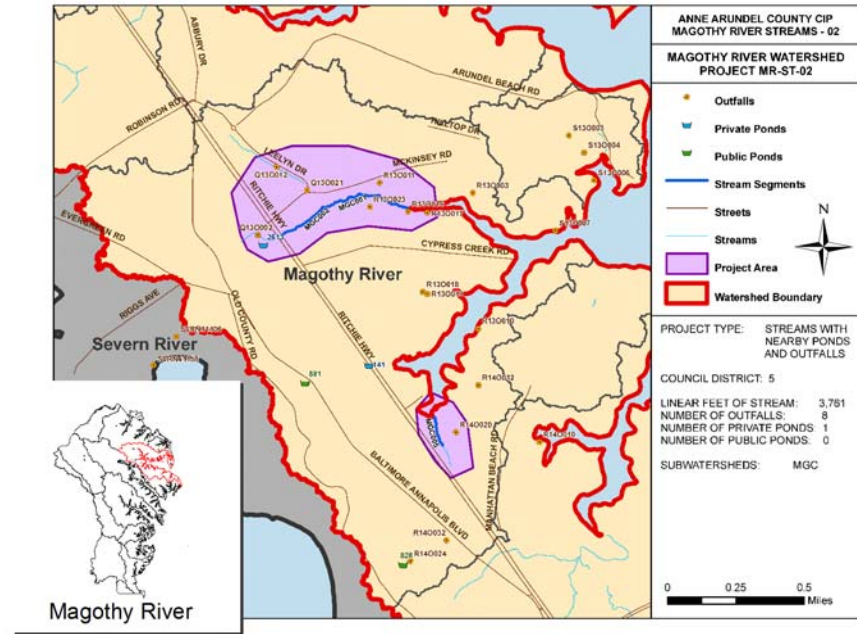
Magothy River - Streams with Nearby Outfalls & Ponds - Project Group: 02 - Priority Rating: Red

This project is for the design and construction for stormwater management infrastructure improvements necessary to comply with Federal and State clean water requirements. This project includes restoration and improvements to approximately 8 Outfalls, 1 Private Pond, and 3 Stream Segments (3,761 Lineal Feet).

Benefit

Water Quality Improvement and Regulatory Compliance

Amendment History



Prior Year Project Total	Phase	Project Total	Prior Approval	Budget FY2018	Capital Program (\$000)					Beyond 6 Years
					FY2019	FY2020	FY2021	FY2022	FY2023	
\$422,900	Plans and Engineering	\$422,900	\$422,900	\$0	\$0	\$0	\$0	\$0	\$0	\$0
\$111,100	Land	\$111,100	\$111,100	\$0	\$0	\$0	\$0	\$0	\$0	\$0
\$222,200	Construction	\$222,200	\$222,200	\$0	\$0	\$0	\$0	\$0	\$0	\$0
\$52,900	Overhead	\$52,900	\$52,900	\$0	\$0	\$0	\$0	\$0	\$0	\$0
\$809,100	Total	\$809,100	\$809,100	\$0	\$0	\$0	\$0	\$0	\$0	\$0
More (Less) Than Prior Year Program:		\$0	\$0	\$0	\$0	\$0	\$0	\$0	\$0	\$0

B552100 MR-ST-02

Class: Watershed Protection & Restor.

FY2018

Council Approved

Project Status

1. Current status of this project: Active
2. Action taken in Current Fiscal Year: Design
3. Action required to complete this project: Design, Right of Way Acquisition, Construction and Performance.

Change from Prior Year

1. Change in Name or Description: None
2. Change in Total Project Cost: None.
3. Change in Scope: None
4. Change in Timing: None

Estimated Operating Budget Impact: Indeterminate

Initial Total Project Cost Estimate

FY 2014 \$3,002,200

Financial Activity

	Expended	Encumbered	Total
April 1, 2015	\$27,481	\$68,596	\$96,077
April 1, 2016	\$27,481	\$0	\$27,481

Prior Year Project Total	Funding	Project Total	Prior Approval	Budget FY2018	Capital Program (\$000)					Beyond 6 Years
					FY2019	FY2020	FY2021	FY2022	FY2023	
\$809,100	WPRF Bonds	\$809,100	\$809,100	\$0	\$0	\$0	\$0	\$0	\$0	\$0
\$809,100	Total	\$809,100	\$809,100	\$0	\$0	\$0	\$0	\$0	\$0	\$0
More (Less) Than Prior Year Program:		\$0	\$0	\$0	\$0	\$0	\$0	\$0	\$0	\$0

B552200 MR-ST-03

Class: Watershed Protection & Restor.

FY2018

Council Approved

Description

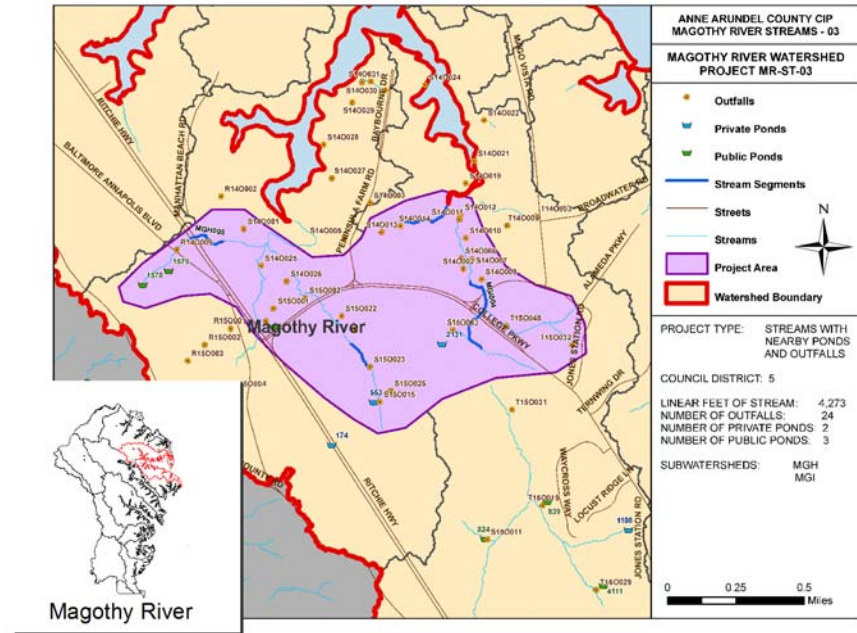
Magothy River - Streams with Nearby Outfalls & Ponds - Project Group: 03 - Priority Rating: Red

This project is for the design and construction for stormwater management infrastructure improvements necessary to comply with Federal and State clean water requirements. This project includes restoration and improvements to approximately 24 Outfalls, 2 Private Ponds, 3 Public Ponds and 5 Stream Segments (4,273 Lineal Feet).

Benefit

Water Quality Improvement and Regulatory Compliance

Amendment History



Prior Year Project Total	Phase	Project Total	Prior Approval	Budget FY2018	Capital Program (\$000)					Beyond 6 Years
					FY2019	FY2020	FY2021	FY2022	FY2023	
\$1,007,700	Plans and Engineering	\$1,007,700	\$1,007,700	\$0	\$0	\$0	\$0	\$0	\$0	\$0
\$10,000	Land	\$10,000	\$10,000	\$0	\$0	\$0	\$0	\$0	\$0	\$0
\$10,000	Construction	\$10,000	\$10,000	\$0	\$0	\$0	\$0	\$0	\$0	\$0
\$70,500	Overhead	\$70,500	\$70,500	\$0	\$0	\$0	\$0	\$0	\$0	\$0
\$1,098,200	Total	\$1,098,200	\$1,098,200	\$0	\$0	\$0	\$0	\$0	\$0	\$0
More (Less) Than Prior Year Program:		\$0	\$0	\$0	\$0	\$0	\$0	\$0	\$0	\$0

B552200 MR-ST-03

Class: Watershed Protection & Restor.

FY2018

Council Approved

Project Status

1. Current status of this project: Active
2. Action taken in Current Fiscal Year: Design
3. Action required to complete this project: Design, Right of Way Acquisition, Construction and Performance

Change from Prior Year

1. Change in Name or Description: None
2. Change in Total Project Cost: None.
3. Change in Scope: None
4. Change in Timing: None

Estimated Operating Budget Impact: Indeterminate

Initial Total Project Cost Estimate

FY 2014 \$7,152,700

Financial Activity

	Expended	Encumbered	Total
April 1, 2015	\$20,347	\$398,339	\$418,686
April 1, 2016	\$381,189	\$386,510	\$767,699

Prior Year Project Total	Funding	Project Total	Prior Approval	Budget FY2018	Capital Program (\$000)					Beyond 6 Years
					FY2019	FY2020	FY2021	FY2022	FY2023	
\$1,098,200	WPRF Bonds	\$1,098,200	\$1,098,200	\$0	\$0	\$0	\$0	\$0	\$0	\$0
\$1,098,200	Total	\$1,098,200	\$1,098,200	\$0	\$0	\$0	\$0	\$0	\$0	\$0
More (Less) Than Prior Year Program:		\$0	\$0	\$0	\$0	\$0	\$0	\$0	\$0	\$0

B552300 MR-ST-04

Class: Watershed Protection & Restor.

FY2018

Council Approved

Description

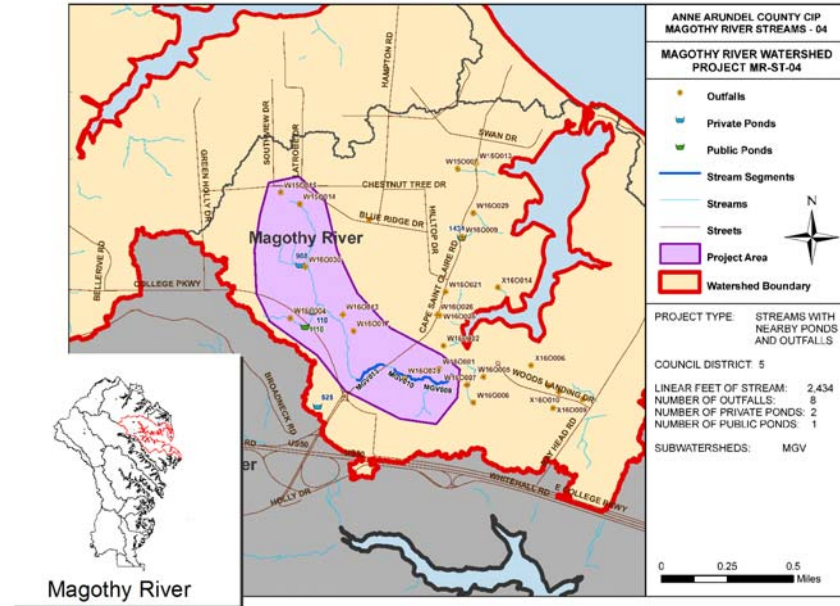
Magothy River - Streams with Nearby Outfalls & Ponds - Project Group: 04 - Priority Rating: Red

This project is for the design and construction for stormwater management infrastructure improvements necessary to comply with Federal and State clean water requirements. This project includes restoration and improvements to approximately 8 Outfalls, 2 Private Ponds, 1 Public Pond and 3 Stream Segments (2,434 Lineal Feet).

Benefit

Water Quality Improvement and Regulatory Compliance

Amendment History



Prior Year Project Total	Phase	Project Total	Prior Approval	Budget FY2018	Capital Program (\$000)					Beyond 6 Years
					FY2019	FY2020	FY2021	FY2022	FY2023	
\$951,400	Plans and Engineering	\$951,400	\$951,400	\$0	\$0	\$0	\$0	\$0	\$0	\$0
\$249,900	Land	\$249,900	\$249,900	\$0	\$0	\$0	\$0	\$0	\$0	\$0
\$499,800	Construction	\$499,800	\$499,800	\$0	\$0	\$0	\$0	\$0	\$0	\$0
\$119,100	Overhead	\$119,100	\$119,100	\$0	\$0	\$0	\$0	\$0	\$0	\$0
\$1,820,200	Total	\$1,820,200	\$1,820,200	\$0	\$0	\$0	\$0	\$0	\$0	\$0
More (Less) Than Prior Year Program:		\$0	\$0	\$0	\$0	\$0	\$0	\$0	\$0	\$0

B552300 MR-ST-04

Class: Watershed Protection & Restor.

FY2018

Council Approved

Project Status

1. Current status of this project: Active
2. Action taken in Current Fiscal Year: Design
3. Action required to complete this project: Design, Right of Way Acquisition, Construction and Performance

Change from Prior Year

1. Change in Name or Description: None
2. Change in Total Project Cost: None.
3. Change in Scope: None
4. Change in Timing: None

Estimated Operating Budget Impact: Indeterminate

Initial Total Project Cost Estimate

FY 2014 \$6,753,200

Financial Activity

	Expended	Encumbered	Total
April 1, 2015	\$28,075	\$189,618	\$217,693
April 1, 2016	\$230,452	\$396,052	\$626,504

Prior Year Project Total	Funding	Project Total	Prior Approval	Budget FY2018	Capital Program (\$000)					Beyond 6 Years
					FY2019	FY2020	FY2021	FY2022	FY2023	
\$1,820,200	WPRF Bonds	\$1,820,200	\$1,820,200	\$0	\$0	\$0	\$0	\$0	\$0	\$0
\$1,820,200	Total	\$1,820,200	\$1,820,200	\$0	\$0	\$0	\$0	\$0	\$0	\$0
More (Less) Than Prior Year Program:		\$0	\$0	\$0	\$0	\$0	\$0	\$0	\$0	\$0

B552400 MR-OF-04

Class: Watershed Protection & Restor.

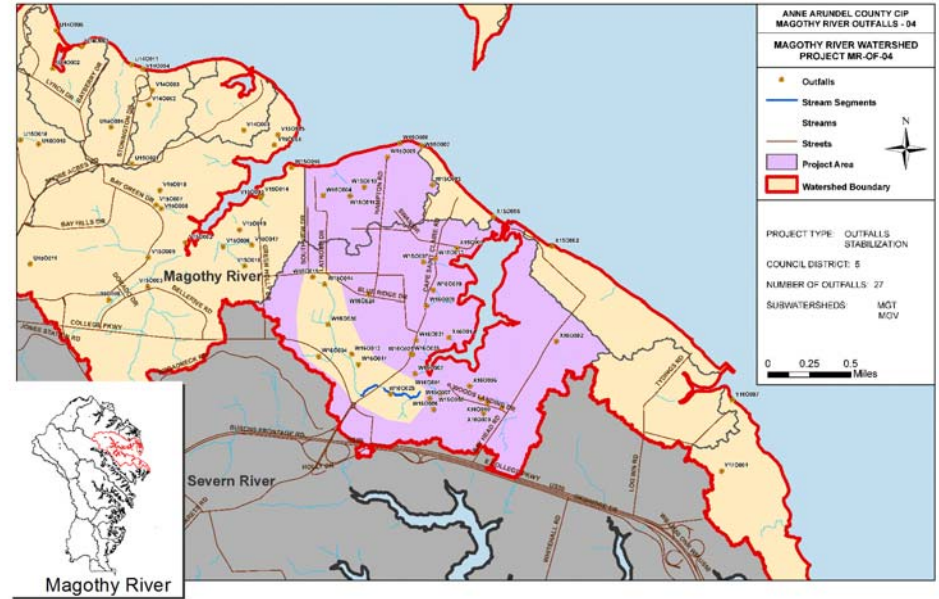
FY2018

Council Approved

Description

Magothy River - Stand Alone Outfalls - Project Group: 04 - Priority Rating: Red

This project is for the design and construction for stormwater management infrastructure improvements necessary to comply with Federal and State clean water requirements. This project includes restoration and improvements to approximately 27 Outfalls.



Benefit

Water Quality Improvement and Regulatory Compliance

Amendment History

Prior Year Project Total	Phase	Project Total	Prior Approval	Budget FY2018	Capital Program (\$000)					Beyond 6 Years
					FY2019	FY2020	FY2021	FY2022	FY2023	
\$718,000	Plans and Engineering	\$718,000	\$718,000	\$0	\$0	\$0	\$0	\$0	\$0	\$0
\$143,600	Land	\$143,600	\$143,600	\$0	\$0	\$0	\$0	\$0	\$0	\$0
\$5,744,100	Construction	\$5,744,100	\$5,744,100	\$0	\$0	\$0	\$0	\$0	\$0	\$0
\$462,400	Overhead	\$462,400	\$462,400	\$0	\$0	\$0	\$0	\$0	\$0	\$0
\$7,068,100	Total	\$7,068,100	\$7,068,100	\$0	\$0	\$0	\$0	\$0	\$0	\$0
More (Less) Than Prior Year Program:		\$0	\$0	\$0	\$0	\$0	\$0	\$0	\$0	\$0

B552400 MR-OF-04

Class: Watershed Protection & Restor.

FY2018

Council Approved

Project Status

1. Current status of this project: Active
2. Action taken in Current Fiscal Year: Design
3. Action required to complete this project: Design, Right of Way Acquisition, Construction and Performance

Change from Prior Year

1. Change in Name or Description: None
2. Change in Total Project Cost: None
3. Change in Scope: None
4. Change in Timing: None

Estimated Operating Budget Impact: Indeterminate

Initial Total Project Cost Estimate

FY 2014 \$7,068,100

Financial Activity

	Expended	Encumbered	Total
April 1, 2015	\$169,037	\$495,756	\$664,793
April 1, 2016	\$535,850	\$318,546	\$854,396

Prior Year Project Total	Funding	Project Total	Prior Approval	Budget FY2018	Capital Program (\$000)					Beyond 6 Years
					FY2019	FY2020	FY2021	FY2022	FY2023	
\$7,068,100	WPRF Bonds	\$7,068,100	\$7,068,100	\$0	\$0	\$0	\$0	\$0	\$0	\$0
\$7,068,100	Total	\$7,068,100	\$7,068,100	\$0	\$0	\$0	\$0	\$0	\$0	\$0
More (Less) Than Prior Year Program:		\$0	\$0	\$0	\$0	\$0	\$0	\$0	\$0	\$0

B552500 MR-OF-03

Class: Watershed Protection & Restor.

FY2018

Council Approved

Description

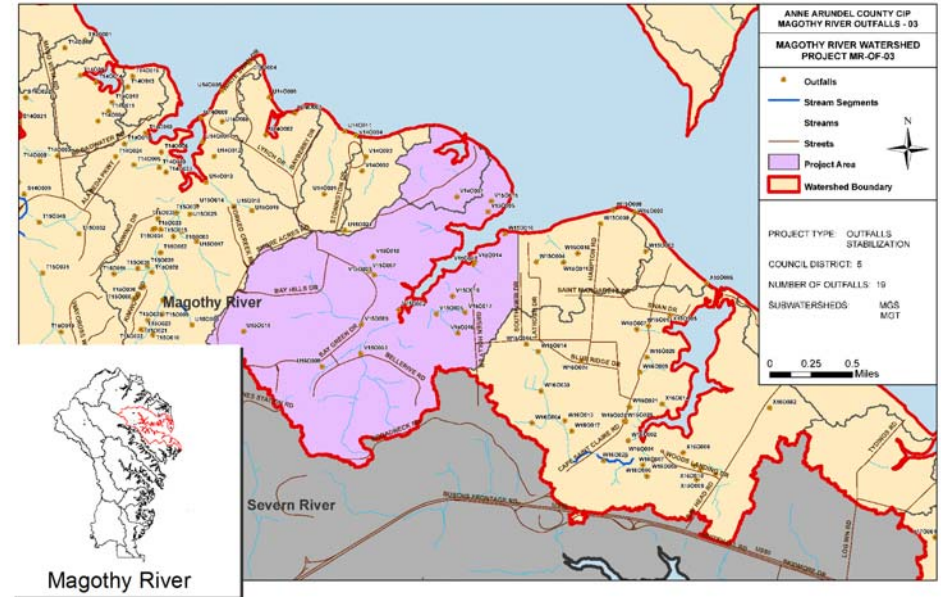
Magothy River - Stand Alone Outfalls - Project Group: 03 - Priority Rating: Red

This project is for the design and construction for stormwater management infrastructure improvements necessary to comply with Federal and State clean water requirements. This project includes restoration and improvements to approximately 19 Outfalls.

Benefit

Water Quality Improvement and Regulatory Compliance

Amendment History



Prior Year Project Total	Phase	Project Total	Prior Approval	Budget FY2018	Capital Program (\$000)					Beyond 6 Years
					FY2019	FY2020	FY2021	FY2022	FY2023	
\$784,500	Plans and Engineering	\$122,300	\$122,300	\$0	\$0	\$0	\$0	\$0	\$0	\$0
\$156,900	Land	\$0	\$0	\$0	\$0	\$0	\$0	\$0	\$0	\$0
\$6,275,700	Construction	\$1,590,000	\$1,590,000	\$0	\$0	\$0	\$0	\$0	\$0	\$0
\$505,200	Overhead	\$119,900	\$119,900	\$0	\$0	\$0	\$0	\$0	\$0	\$0
\$7,722,300	Total	\$1,832,200	\$1,832,200	\$0	\$0	\$0	\$0	\$0	\$0	\$0
More (Less) Than Prior Year Program:		(\$5,890,100)	(\$5,890,100)	\$0	\$0	\$0	\$0	\$0	\$0	\$0

B552500 MR-OF-03

Class: Watershed Protection & Restor.

FY2018

Council Approved

Project Status

1. Current status of this project: Active
2. Action taken in Current Fiscal Year: Design
3. Action required to complete this project: Design, Right of Way Acquisition, Construction and Performance

Change from Prior Year

1. Change in Name or Description: None
2. Change in Total Project Cost: None
3. Change in Scope: None
4. Change in Timing: None

Estimated Operating Budget Impact: Indeterminate

Initial Total Project Cost Estimate

FY 2014 \$7,722,300

Financial Activity

Expended	Encumbered	Total
April 1, 2015	\$0	\$0
April 1, 2016	\$0	\$1,210,333
	\$1,210,333	\$1,210,333

Prior Year Project Total	Funding	Project Total	Prior Approval	Budget FY2018	Capital Program (\$000)					Beyond 6 Years
					FY2019	FY2020	FY2021	FY2022	FY2023	
\$7,722,300	WPRF Bonds	\$1,832,200	\$1,832,200	\$0	\$0	\$0	\$0	\$0	\$0	\$0
\$7,722,300	Total	\$1,832,200	\$1,832,200	\$0	\$0	\$0	\$0	\$0	\$0	\$0
More (Less) Than Prior Year Program:		(\$5,890,100)	(\$5,890,100)	\$0	\$0	\$0	\$0	\$0	\$0	\$0

B552600 MR-OF-02

Class: Watershed Protection & Restor.

FY2018

Council Approved

Description

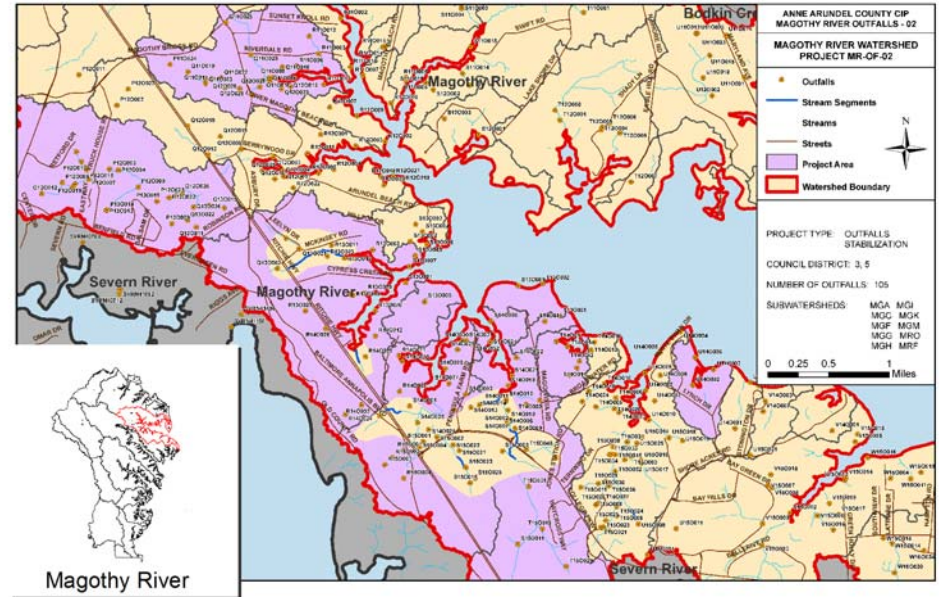
Magothy River - Stand Alone Outfalls - Project Group: 02 - Priority Rating: Red

This project is for the design and construction for stormwater management infrastructure improvements necessary to comply with Federal and State clean water requirements. This project includes restoration and improvements to approximately 105 Outfalls.

Benefit

Water Quality Improvement and Regulatory Compliance

Amendment History



Prior Year Project Total	Phase	Project Total	Prior Approval	Budget FY2018	Capital Program (\$000)					Beyond 6 Years
					FY2019	FY2020	FY2021	FY2022	FY2023	
\$635,100	Plans and Engineering	\$123,000	\$123,000	\$0	\$0	\$0	\$0	\$0	\$0	\$0
\$127,000	Land	\$20,000	\$20,000	\$0	\$0	\$0	\$0	\$0	\$0	\$0
\$5,081,000	Construction	\$459,200	\$459,200	\$0	\$0	\$0	\$0	\$0	\$0	\$0
\$409,000	Overhead	\$42,100	\$42,100	\$0	\$0	\$0	\$0	\$0	\$0	\$0
\$6,252,100	Total	\$644,300	\$644,300	\$0	\$0	\$0	\$0	\$0	\$0	\$0
More (Less) Than Prior Year Program:		(\$5,607,800)	(\$5,607,800)	\$0	\$0	\$0	\$0	\$0	\$0	\$0

B552600 MR-OF-02

Class: Watershed Protection & Restor.

FY2018

Council Approved

Project Status

1. Current status of this project: Active
2. Action taken in Current Fiscal Year: Design
3. Action required to complete this project: Design, Right of Way Acquisition, Construction and Performance

Change from Prior Year

1. Change in Name or Description: None
2. Change in Total Project Cost: None
3. Change in Scope: None
4. Change in Timing: None

Estimated Operating Budget Impact: Indeterminate

Initial Total Project Cost Estimate

FY 2014 \$6,252,100

Financial Activity

	Expended	Encumbered	Total
April 1, 2015	\$937	\$106,871	\$107,808
April 1, 2016	\$29,129	\$79,914	\$109,043

Prior Year Project Total	Funding	Project Total	Prior Approval	Budget FY2018	Capital Program (\$000)					Beyond 6 Years
					FY2019	FY2020	FY2021	FY2022	FY2023	
\$6,252,100	WPRF Bonds	\$644,300	\$644,300	\$0	\$0	\$0	\$0	\$0	\$0	\$0
\$6,252,100	Total	\$644,300	\$644,300	\$0	\$0	\$0	\$0	\$0	\$0	\$0
More (Less) Than Prior Year Program:		(\$5,607,800)	(\$5,607,800)	\$0	\$0	\$0	\$0	\$0	\$0	\$0

B552800 MR-PP-01

Class: Watershed Protection & Restor.

FY2018

Council Approved

Description

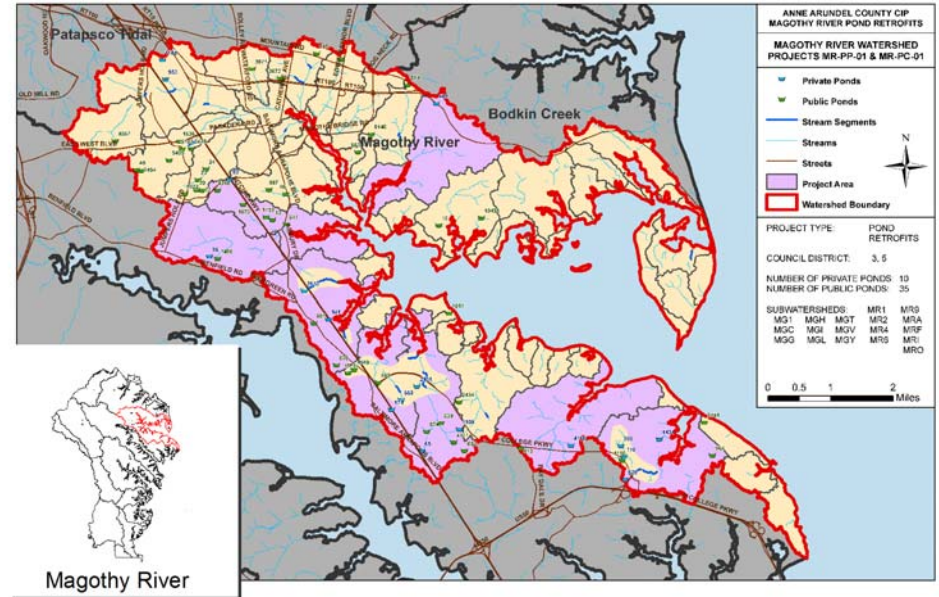
Magothy River - Stand Alone Private Ponds - Project Group: 01 - Priority Rating: Red - Orange

This project is for the design and construction for stormwater management infrastructure improvements necessary to comply with Federal and State clean water requirements. This project includes restoration and improvements to approximately 10 Private Ponds

Benefit

Water Quality Improvement and Regulatory Compliance

Amendment History



Prior Year Project Total	Phase	Project Total	Prior Approval	Budget FY2018	Capital Program (\$000)					Beyond 6 Years
					FY2019	FY2020	FY2021	FY2022	FY2023	
\$72,300	Plans and Engineering	\$300	\$72,300	(\$72,000)	\$0	\$0	\$0	\$0	\$0	\$0
\$0	Land	\$0	\$0	\$0	\$0	\$0	\$0	\$0	\$0	\$0
\$0	Construction	\$0	\$0	\$0	\$0	\$0	\$0	\$0	\$0	\$0
\$5,100	Overhead	\$100	\$5,100	(\$5,000)	\$0	\$0	\$0	\$0	\$0	\$0
\$77,400	Total	\$400	\$77,400	(\$77,000)	\$0	\$0	\$0	\$0	\$0	\$0
More (Less) Than Prior Year Program:		(\$77,000)	\$0	(\$77,000)	\$0	\$0	\$0	\$0	\$0	\$0

B552800 MR-PP-01

Class: Watershed Protection & Restor.

FY2018

Council Approved

Project Status

1. Current status of this project: Inactive
2. Action taken in Current Fiscal Year: None
3. Action required to complete this project: None

Change from Prior Year

1. Change in Name or Description: None
2. Change in Total Project Cost: Deappropriate remaining funds
3. Change in Scope: None
4. Change in Timing: None

Estimated Operating Budget Impact: Indeterminate

Initial Total Project Cost Estimate

FY 2014 \$752,100

Financial Activity

Expended	Encumbered	Total
April 1, 2015	\$0	\$0
April 1, 2016	\$0	\$0

Prior Year Project Total	Funding	Project Total	Prior Approval	Budget FY2018	Capital Program (\$000)					Beyond 6 Years
					FY2019	FY2020	FY2021	FY2022	FY2023	
\$77,400	WPRF Bonds	\$400	\$77,400	(\$77,000)	\$0	\$0	\$0	\$0	\$0	\$0
\$77,400	Total	\$400	\$77,400	(\$77,000)	\$0	\$0	\$0	\$0	\$0	\$0
More (Less) Than Prior Year Program:		(\$77,000)	\$0	(\$77,000)	\$0	\$0	\$0	\$0	\$0	\$0

B552900 MR-PC-01

Class: Watershed Protection & Restor.

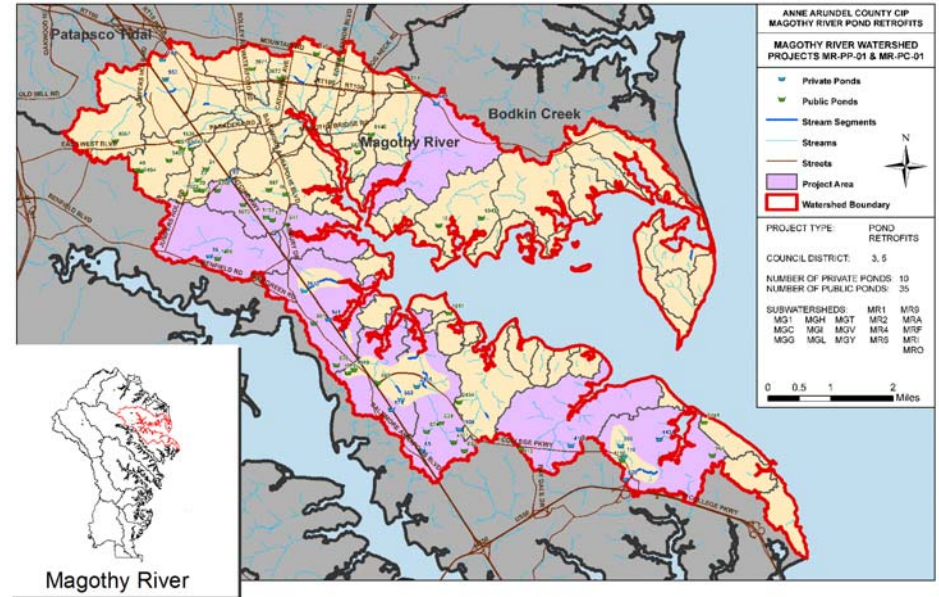
FY2018

Council Approved

Description

Magothy River - Stand Alone Public Ponds - Project Group: 01 - Priority Rating: Red - Orange

This project is for the design and construction for stormwater management infrastructure improvements necessary to comply with Federal and State clean water requirements. This project includes restoration and improvements to approximately 35 Public Ponds.



Benefit

Water Quality Improvement and Regulatory Compliance

Amendment History

Prior Year Project Total	Phase	Project Total	Prior Approval	Budget FY2018	Capital Program (\$000)					Beyond 6 Years	
					FY2019	FY2020	FY2021	FY2022	FY2023		
\$274,000	Plans and Engineering	\$274,000	\$274,000	\$0	\$0	\$0	\$0	\$0	\$0	\$0	\$0
\$2,041,900	Construction	\$2,041,900	\$2,041,900	\$0	\$0	\$0	\$0	\$0	\$0	\$0	\$0
\$172,600	Overhead	\$172,600	\$172,600	\$0	\$0	\$0	\$0	\$0	\$0	\$0	\$0
\$2,488,500	Total	\$2,488,500	\$2,488,500	\$0	\$0	\$0	\$0	\$0	\$0	\$0	\$0
More (Less) Than Prior Year Program:		\$0	\$0	\$0	\$0	\$0	\$0	\$0	\$0	\$0	\$0

B552900 MR-PC-01

Class: Watershed Protection & Restor.

FY2018

Council Approved

Project Status

1. Current status of this project: Active
2. Action taken in Current Fiscal Year: Design and Construction
3. Action required to complete this project: Design, Construction and Performance

Change from Prior Year

1. Change in Name or Description: None
2. Change in Total Project Cost: None.
3. Change in Scope: None
4. Change in Timing: None

Estimated Operating Budget Impact: Indeterminate

Initial Total Project Cost Estimate

FY 2014 \$2,638,500

Financial Activity

	Expended	Encumbered	Total
April 1, 2015	\$1,883,764	\$432,887	\$2,316,651
April 1, 2016	\$2,194,171	\$147,626	\$2,341,797

Prior Year Project Total	Funding	Project Total	Prior Approval	Budget FY2018	Capital Program (\$000)					Beyond 6 Years
					FY2019	FY2020	FY2021	FY2022	FY2023	
\$2,488,500	WPRF Bonds	\$2,488,500	\$2,488,500	\$0	\$0	\$0	\$0	\$0	\$0	\$0
\$2,488,500	Total	\$2,488,500	\$2,488,500	\$0	\$0	\$0	\$0	\$0	\$0	\$0
More (Less) Than Prior Year Program:		\$0	\$0	\$0	\$0	\$0	\$0	\$0	\$0	\$0

B553300 PT-PP-01

Class: Watershed Protection & Restor.

FY2018

Council Approved

Description

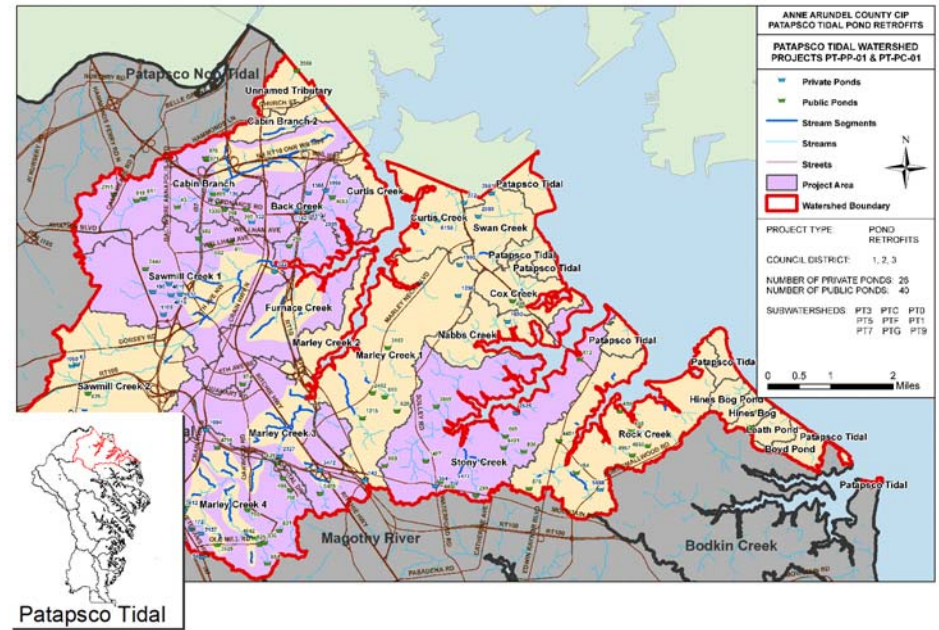
Patapsco Tidal - Stand Alone Private Ponds - Project Group: 01 - Priority Rating: Red - Orange

This project is for the design and construction for stormwater management infrastructure improvements necessary to comply with Federal and State clean water requirements. This project includes restoration and improvements to approximately 26 Private Ponds

Benefit

Water Quality Improvement and Regulatory Compliance

Amendment History



Prior Year Project Total	Phase	Project Total	Prior Approval	Budget FY2018	Capital Program (\$000)					Beyond 6 Years
					FY2019	FY2020	FY2021	FY2022	FY2023	
\$1,151,200	Plans and Engineering	\$1,151,200	\$1,151,200	\$0	\$0	\$0	\$0	\$0	\$0	\$0
\$230,200	Land	\$230,200	\$230,200	\$0	\$0	\$0	\$0	\$0	\$0	\$0
\$6,469,800	Construction	\$5,897,800	\$6,469,800	(\$572,000)	\$0	\$0	\$0	\$0	\$0	\$0
\$741,400	Overhead	\$713,400	\$741,400	(\$28,000)	\$0	\$0	\$0	\$0	\$0	\$0
\$8,592,600	Total	\$7,992,600	\$8,592,600	(\$600,000)	\$0	\$0	\$0	\$0	\$0	\$0
More (Less) Than Prior Year Program:		(\$600,000)	\$0	(\$600,000)	\$0	\$0	\$0	\$0	\$0	\$0

B553300 PT-PP-01

Class: Watershed Protection & Restor.

FY2018

Council Approved

Project Status

1. Current status of this project: Active
2. Action taken in Current Fiscal Year: Design
3. Action required to complete this project: Design, Right of Way Acquisition, Construction and Performance.

Change from Prior Year

1. Change in Name or Description: None
2. Change in Total Project Cost: Less construction anticipated in FY18
3. Change in Scope: None
4. Change in Timing: None.

Estimated Operating Budget Impact: Indeterminate

Initial Total Project Cost Estimate

FY 2014 \$11,332,600

Financial Activity

	Expended	Encumbered	Total
April 1, 2015	\$0	\$0	\$0
April 1, 2016	\$844	\$89,913	\$90,758

Prior Year Project Total	Funding	Project Total	Prior Approval	Budget FY2018	Capital Program (\$000)					Beyond 6 Years
					FY2019	FY2020	FY2021	FY2022	FY2023	
\$8,592,600	WPRF Bonds	\$7,992,600	\$8,592,600	(\$600,000)	\$0	\$0	\$0	\$0	\$0	\$0
\$8,592,600	Total	\$7,992,600	\$8,592,600	(\$600,000)	\$0	\$0	\$0	\$0	\$0	\$0
More (Less) Than Prior Year Program:		(\$600,000)	\$0	(\$600,000)	\$0	\$0	\$0	\$0	\$0	\$0

B553400 PT-OF-01

Class: Watershed Protection & Restor.

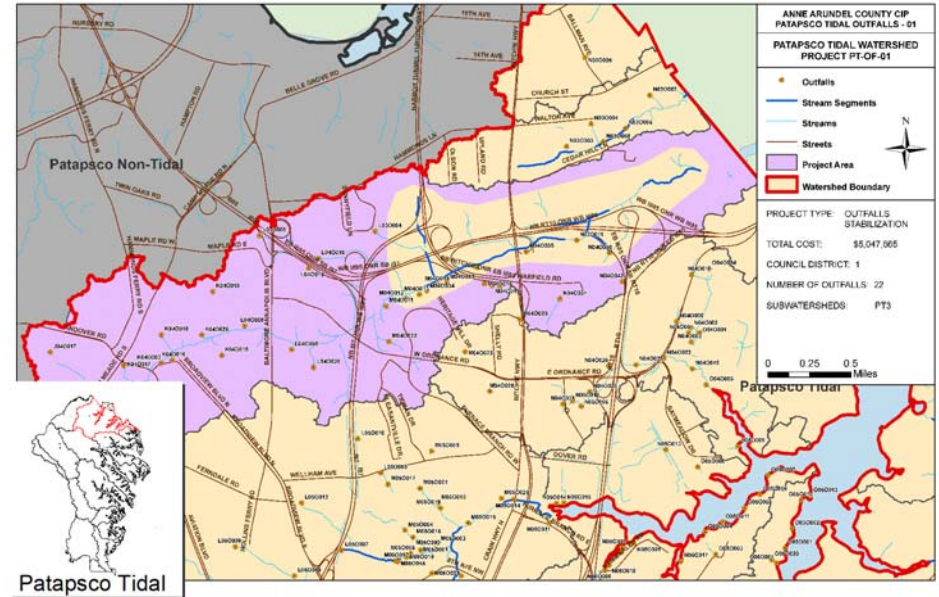
FY2018

Council Approved

Description

Patapsco Tidal - Stand Alone Outfalls - Project Group: 01 - Priority Rating: Red

This project is for the design and construction for stormwater management infrastructure improvements necessary to comply with Federal and State clean water requirements. This project includes restoration and improvements to approximately 22 Outfalls.



Benefit

Water Quality Improvement and Regulatory Compliance

Amendment History

Prior Year Project Total	Phase	Project Total	Prior Approval	Budget FY2018	Capital Program (\$000)					Beyond 6 Years
					FY2019	FY2020	FY2021	FY2022	FY2023	
\$512,800	Plans and Engineering	\$300,762	\$300,762	\$0	\$0	\$0	\$0	\$0	\$0	\$0
\$102,600	Land	\$0	\$0	\$0	\$0	\$0	\$0	\$0	\$0	\$0
\$4,102,100	Construction	\$356,100	\$356,100	\$0	\$0	\$0	\$0	\$0	\$0	\$0
\$330,200	Overhead	\$50,039	\$50,039	\$0	\$0	\$0	\$0	\$0	\$0	\$0
\$5,047,700	Total	\$706,901	\$706,901	\$0	\$0	\$0	\$0	\$0	\$0	\$0
More (Less) Than Prior Year Program:		(\$4,340,799)	(\$4,340,799)	\$0	\$0	\$0	\$0	\$0	\$0	\$0

B553400 PT-OF-01

Class: Watershed Protection & Restor.

FY2018

Council Approved

Project Status

1. Current status of this project: Active
2. Action taken in Current Fiscal Year: Design and Right of Way Acquisition
3. Action required to complete this project: Design, Right of Way Acquisition, Construction and Performance

Change from Prior Year

1. Change in Name or Description: None
2. Change in Total Project Cost: None
3. Change in Scope: None
4. Change in Timing: None

Estimated Operating Budget Impact: Indeterminate

Initial Total Project Cost Estimate

FY 2014 \$5,047,700

Financial Activity

	Expended	Encumbered	Total
April 1, 2015	\$301,923	\$396,154	\$698,077
April 1, 2016	\$503,897	\$85,625	\$589,522

Prior Year Project Total	Funding	Project Total	Prior Approval	Budget FY2018	Capital Program (\$000)					Beyond 6 Years
					FY2019	FY2020	FY2021	FY2022	FY2023	
\$5,047,700	WPRF Bonds	\$374,901	\$706,901	(\$332,000)	\$0	\$0	\$0	\$0	\$0	\$0
	Other State Grants	\$332,000	\$0	\$332,000	\$0	\$0	\$0	\$0	\$0	\$0
\$5,047,700	Total	\$706,901	\$706,901	\$0	\$0	\$0	\$0	\$0	\$0	\$0
More (Less) Than Prior Year Program:		(\$4,340,799)	(\$4,340,799)	\$0	\$0	\$0	\$0	\$0	\$0	\$0

B553500 PT-ST-01

Class: Watershed Protection & Restor.

FY2018

Council Approved

Description

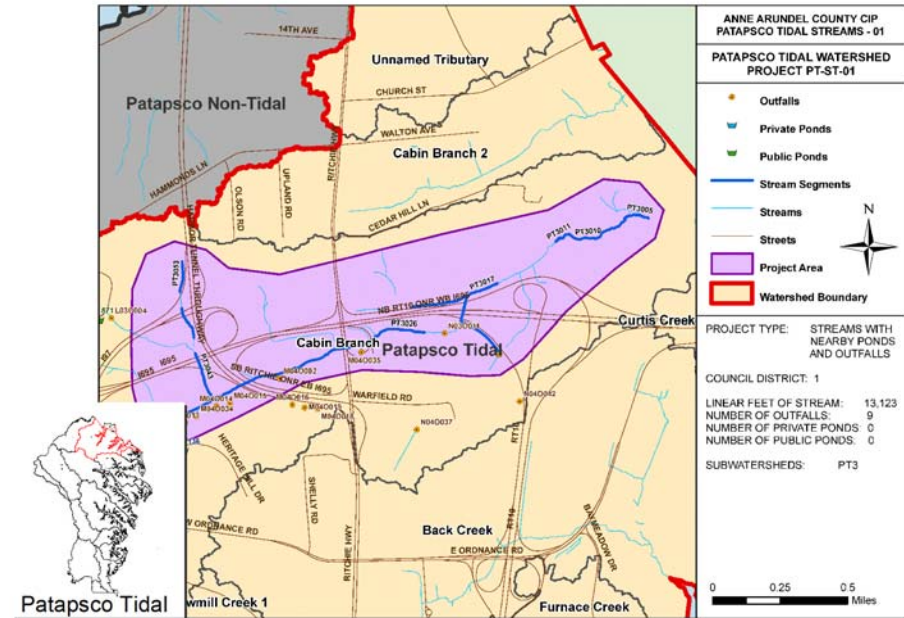
Patapsco Tidal - Streams with Nearby Outfalls & Ponds - Project Group: 01 - Priority Rating: Red

This project is for the design and construction for stormwater management infrastructure improvements necessary to comply with Federal and State clean water requirements. This project includes restoration and improvements to approximately 9 Outfalls and 16 Stream Segments (13,123 Lineal Feet).

Benefit

Water Quality Improvement and Regulatory Compliance

Amendment History



Prior Year Project Total	Phase	Project Total	Prior Approval	Budget FY2018	Capital Program (\$000)					Beyond 6 Years
					FY2019	FY2020	FY2021	FY2022	FY2023	
\$5,348,600	Plans and Engineering	\$5,348,600	\$5,348,600	\$0	\$0	\$0	\$0	\$0	\$0	\$0
\$1,337,200	Land	\$1,337,200	\$1,337,200	\$0	\$0	\$0	\$0	\$0	\$0	\$0
\$2,809,700	Construction	\$2,809,700	\$2,809,700	\$0	\$0	\$0	\$0	\$0	\$0	\$0
\$664,700	Overhead	\$664,700	\$664,700	\$0	\$0	\$0	\$0	\$0	\$0	\$0
\$10,160,200	Total	\$10,160,200	\$10,160,200	\$0	\$0	\$0	\$0	\$0	\$0	\$0
More (Less) Than Prior Year Program:		\$0	\$0	\$0	\$0	\$0	\$0	\$0	\$0	\$0

B553500 PT-ST-01

Class: Watershed Protection & Restor.

FY2018

Council Approved

Project Status

1. Current status of this project: Active
2. Action taken in Current Fiscal Year: Design and Right of Way Acquisition
3. Action required to complete this project: Design, Right of Way Acquisition, Construction and Performance

Change from Prior Year

1. Change in Name or Description: None
2. Change in Total Project Cost: None.
3. Change in Scope: None
4. Change in Timing: None

Estimated Operating Budget Impact: Indeterminate

Initial Total Project Cost Estimate

FY 2014 \$37,894,100

Financial Activity

	Expended	Encumbered	Total
April 1, 2015	\$469,009	\$574,274	\$1,043,283
April 1, 2016	\$648,431	\$413,070	\$1,061,501

Prior Year Project Total	Funding	Project Total	Prior Approval	Budget FY2018	Capital Program (\$000)					Beyond 6 Years
					FY2019	FY2020	FY2021	FY2022	FY2023	
\$10,160,200	WPRF Bonds	\$10,160,200	\$10,160,200	\$0	\$0	\$0	\$0	\$0	\$0	\$0
\$10,160,200	Total	\$10,160,200	\$10,160,200	\$0	\$0	\$0	\$0	\$0	\$0	\$0
More (Less) Than Prior Year Program:		\$0	\$0	\$0	\$0	\$0	\$0	\$0	\$0	\$0

B553600 PT-OF-02

Class: Watershed Protection & Restor.

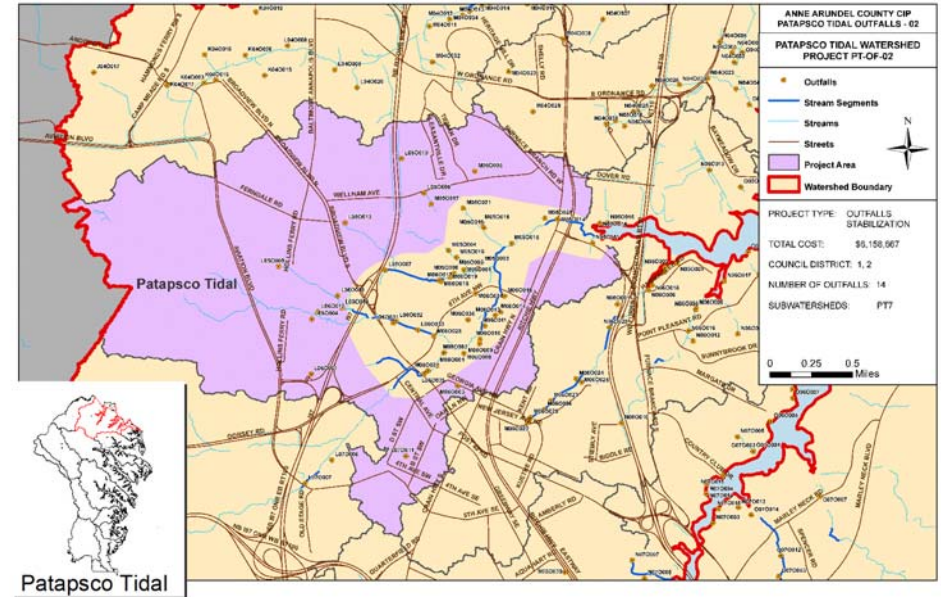
FY2018

Council Approved

Description

Patapsco Tidal - Stand Alone Outfalls - Project Group: 02 - Priority Rating: Red

This project is for the design and construction for stormwater management infrastructure improvements necessary to comply with Federal and State clean water requirements. This project includes restoration and improvements to approximately 14 Outfalls.



Benefit

Water Quality Improvement and Regulatory Compliance

Amendment History

Prior Year Project Total	Phase	Project Total	Prior Approval	Budget FY2018	Capital Program (\$000)					Beyond 6 Years
					FY2019	FY2020	FY2021	FY2022	FY2023	
\$240,000	Plans and Engineering	\$200,000	\$200,000	\$0	\$0	\$0	\$0	\$0	\$0	\$0
\$0	Land	\$0	\$0	\$0	\$0	\$0	\$0	\$0	\$0	\$0
\$0	Construction	\$1,115,800	\$1,115,800	\$0	\$0	\$0	\$0	\$0	\$0	\$0
\$0	Overhead	\$92,100	\$92,100	\$0	\$0	\$0	\$0	\$0	\$0	\$0
\$240,000	Total	\$1,407,900	\$1,407,900	\$0	\$0	\$0	\$0	\$0	\$0	\$0
More (Less) Than Prior Year Program:		\$1,167,900	\$1,167,900	\$0	\$0	\$0	\$0	\$0	\$0	\$0

B553600 PT-OF-02

Class: Watershed Protection & Restor.

FY2018

Council Approved

Project Status

1. Current status of this project: Active
2. Action taken in Current Fiscal Year: Design
3. Action required to complete this project: Design, Right of Way Acquisition, Construction and Performance

Change from Prior Year

1. Change in Name or Description: None
2. Change in Total Project Cost: None.
3. Change in Scope: None
4. Change in Timing: None.

Estimated Operating Budget Impact: Indeterminate

Initial Total Project Cost Estimate

FY 2014 \$6,967,900

Financial Activity

	Expended	Encumbered	Total
April 1, 2015	\$1,232	\$0	\$1,232
April 1, 2016	\$36,334	\$27,881	\$64,215

Prior Year Project Total	Funding	Project Total	Prior Approval	Budget FY2018	Capital Program (\$000)					Beyond 6 Years
					FY2019	FY2020	FY2021	FY2022	FY2023	
\$240,000	WPRF Bonds	\$1,407,900	\$1,407,900	\$0	\$0	\$0	\$0	\$0	\$0	\$0
\$240,000	Total	\$1,407,900	\$1,407,900	\$0	\$0	\$0	\$0	\$0	\$0	\$0
More (Less) Than Prior Year Program:		\$1,167,900	\$1,167,900	\$0	\$0	\$0	\$0	\$0	\$0	\$0

B553700 PT-ST-02

Class: Watershed Protection & Restor.

FY2018

Council Approved

Description

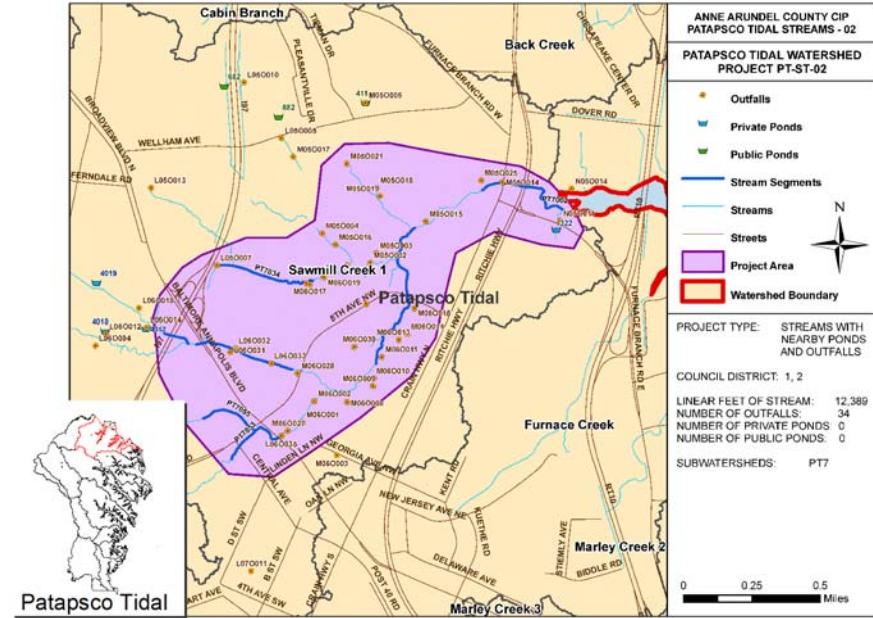
Patapsco Tidal - Streams with Nearby Outfalls & Ponds - Project Group: 02 - Priority Rating: Red

This project is for the design and construction for stormwater management infrastructure improvements necessary to comply with Federal and State clean water requirements. This project includes restoration and improvements to approximately 34 Outfalls and 17 Stream Segments (12,389 Lineal Feet).

Benefit

Water Quality Improvement and Regulatory Compliance

Amendment History



Prior Year Project Total	Phase	Project Total	Prior Approval	Budget FY2018	Capital Program (\$000)					Beyond 6 Years
					FY2019	FY2020	FY2021	FY2022	FY2023	
\$3,102,000	Plans and Engineering	\$3,102,000	\$3,102,000	\$0	\$0	\$0	\$0	\$0	\$0	\$0
\$775,500	Land	\$775,500	\$775,500	\$0	\$0	\$0	\$0	\$0	\$0	\$0
\$1,629,500	Construction	\$1,495,015	\$1,495,015	\$0	\$0	\$0	\$0	\$0	\$0	\$0
\$385,500	Overhead	\$380,040	\$380,040	\$0	\$0	\$0	\$0	\$0	\$0	\$0
\$5,892,500	Total	\$5,752,555	\$5,752,555	\$0	\$0	\$0	\$0	\$0	\$0	\$0
More (Less) Than Prior Year Program:		(\$139,945)	(\$139,945)	\$0	\$0	\$0	\$0	\$0	\$0	\$0

B553700 PT-ST-02

Class: Watershed Protection & Restor.

FY2018

Council Approved

Project Status

1. Current status of this project: Active
2. Action taken in Current Fiscal Year: Design
3. Action required to complete this project: Design, Right of Way Acquisition, Construction and Performance

Change from Prior Year

1. Change in Name or Description: None
2. Change in Total Project Cost: None.
3. Change in Scope: None
4. Change in Timing: None

Estimated Operating Budget Impact: Indeterminate

Initial Total Project Cost Estimate

FY 2014 \$21,977,400

Financial Activity

	Expended	Encumbered	Total
April 1, 2015	\$530,100	\$1,677,450	\$2,207,550
April 1, 2016	\$826,338	\$1,808,558	\$2,634,896

Prior Year Project Total	Funding	Project Total	Prior Approval	Budget FY2018	Capital Program (\$000)					Beyond 6 Years
					FY2019	FY2020	FY2021	FY2022	FY2023	
\$5,892,500	WPRF Bonds	\$5,752,555	\$5,752,555	\$0	\$0	\$0	\$0	\$0	\$0	\$0
\$5,892,500	Total	\$5,752,555	\$5,752,555	\$0	\$0	\$0	\$0	\$0	\$0	\$0
More (Less) Than Prior Year Program:		(\$139,945)	(\$139,945)	\$0	\$0	\$0	\$0	\$0	\$0	\$0

B553800 PT-OF-03

Class: Watershed Protection & Restor.

FY2018

Council Approved

Description

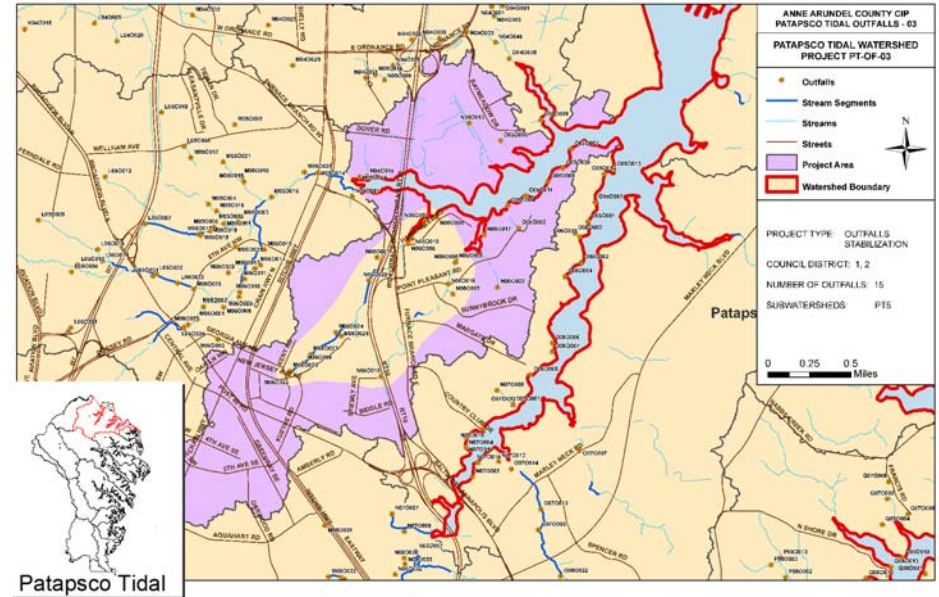
Patapsco Tidal - Stand Alone Outfalls - Project Group: 03 - Priority Rating: Red

This project is for the design and construction for stormwater management infrastructure improvements necessary to comply with Federal and State clean water requirements. This project includes restoration and improvements to approximately 15 Outfalls.

Benefit

Water Quality Improvement and Regulatory Compliance

Amendment History



Prior Year Project Total	Phase	Project Total	Prior Approval	Budget FY2018	Capital Program (\$000)					Beyond 6 Years
					FY2019	FY2020	FY2021	FY2022	FY2023	
\$487,200	Plans and Engineering	\$1,710,000	\$860,000	\$850,000	\$0	\$0	\$0	\$0	\$0	\$0
\$97,400	Land	\$100,000	\$100,000	\$0	\$0	\$0	\$0	\$0	\$0	\$0
\$3,897,900	Construction	\$25,500	\$875,500	(\$850,000)	\$0	\$0	\$0	\$0	\$0	\$0
\$313,800	Overhead	\$128,500	\$128,500	\$0	\$0	\$0	\$0	\$0	\$0	\$0
\$4,796,300	Total	\$1,964,000	\$1,964,000	\$0	\$0	\$0	\$0	\$0	\$0	\$0
More (Less) Than Prior Year Program:		(\$2,832,300)	(\$2,832,300)	\$0	\$0	\$0	\$0	\$0	\$0	\$0

B553800 PT-OF-03

Class: Watershed Protection & Restor.

FY2018

Council Approved

Project Status

1. Current status of this project: Active
2. Action taken in Current Fiscal Year: Design
3. Action required to complete this project: Design, Right of Way Acquisition, Construction and Performance

Change from Prior Year

1. Change in Name or Description: None
2. Change in Total Project Cost: None
3. Change in Scope: None
4. Change in Timing: None

Estimated Operating Budget Impact: Indeterminate

Initial Total Project Cost Estimate

FY 2014 \$4,796,300

Financial Activity

	Expended	Encumbered	Total
April 1, 2015	\$0	\$0	\$0
April 1, 2016	\$2,508	\$681,263	\$683,771

Prior Year Project Total	Funding	Project Total	Prior Approval	Budget FY2018	Capital Program (\$000)					Beyond 6 Years
					FY2019	FY2020	FY2021	FY2022	FY2023	
\$4,796,300	WPRF Bonds	\$1,964,000	\$1,964,000	\$0	\$0	\$0	\$0	\$0	\$0	\$0
\$4,796,300	Total	\$1,964,000	\$1,964,000	\$0	\$0	\$0	\$0	\$0	\$0	\$0
More (Less) Than Prior Year Program:		(\$2,832,300)	(\$2,832,300)	\$0	\$0	\$0	\$0	\$0	\$0	\$0

B553900 PT-ST-03

Class: Watershed Protection & Restor.

FY2018

Council Approved

Description

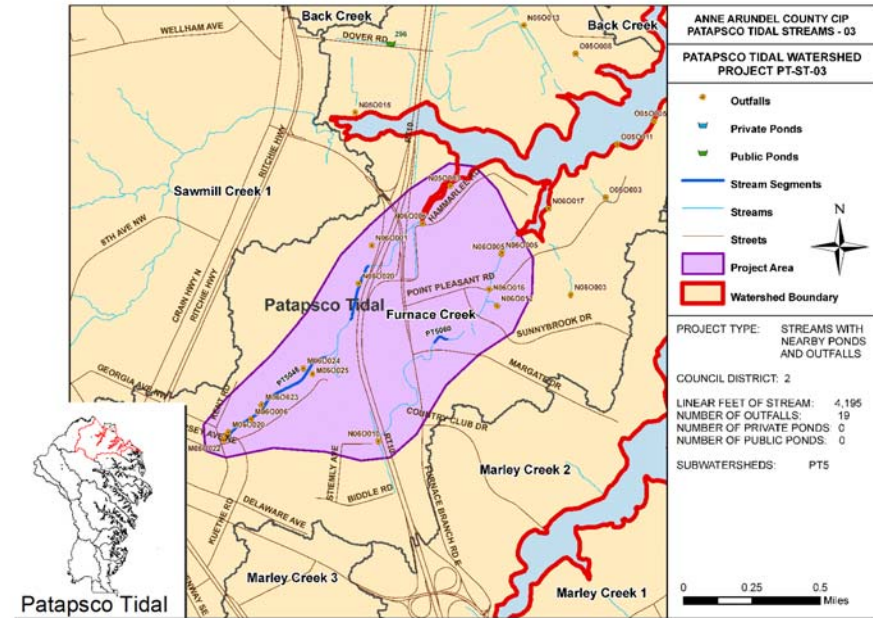
Patapsco Tidal - Streams with Nearby Outfalls & Ponds - Project Group: 03 - Priority Rating: Red

This project is for the design and construction for stormwater management infrastructure improvements necessary to comply with Federal and State clean water requirements. This project includes restoration and improvements to approximately 19 Outfalls and 5 Stream Segments (4,195 Lineal Feet).

Benefit

Water Quality Improvement and Regulatory Compliance

Amendment History



Prior Year Project Total	Phase	Project Total	Prior Approval	Budget FY2018	Capital Program (\$000)					Beyond 6 Years
					FY2019	FY2020	FY2021	FY2022	FY2023	
\$2,038,900	Plans and Engineering	\$2,005,920	\$2,005,920	\$0	\$0	\$0	\$0	\$0	\$0	\$0
\$535,500	Land	\$535,500	\$535,500	\$0	\$0	\$0	\$0	\$0	\$0	\$0
\$1,071,100	Construction	\$4,904,100	\$1,071,100	\$3,833,000	\$0	\$0	\$0	\$0	\$0	\$0
\$255,200	Overhead	\$445,529	\$253,529	\$192,000	\$0	\$0	\$0	\$0	\$0	\$0
\$3,900,700	Total	\$7,891,049	\$3,866,049	\$4,025,000	\$0	\$0	\$0	\$0	\$0	\$0
More (Less) Than Prior Year Program:		\$3,990,349	(\$34,651)	\$4,025,000	\$0	\$0	\$0	\$0	\$0	\$0

B553900 PT-ST-03

Class: Watershed Protection & Restor.

FY2018

Council Approved

Project Status

1. Current status of this project: Active
2. Action taken in Current Fiscal Year: Design and Construction
3. Action required to complete this project: Design, Right of Way Acquisition, Construction and Performance

Change from Prior Year

1. Change in Name or Description: None
2. Change in Total Project Cost: In anticipation of starting construction in FY18
3. Change in Scope: None
4. Change in Timing: None

Estimated Operating Budget Impact: Indeterminate

Initial Total Project Cost Estimate

FY 2014 \$14,472,800

Financial Activity

	Expended	Encumbered	Total
April 1, 2015	\$102,405	\$269,500	\$371,905
April 1, 2016	\$347,499	\$303,811	\$651,310

Prior Year Project Total	Funding	Project Total	Prior Approval	Budget FY2018	Capital Program (\$000)					Beyond 6 Years
					FY2019	FY2020	FY2021	FY2022	FY2023	
\$3,900,700	WPRF Bonds	\$7,891,049	\$3,866,049	\$4,025,000	\$0	\$0	\$0	\$0	\$0	\$0
\$3,900,700	Total	\$7,891,049	\$3,866,049	\$4,025,000	\$0	\$0	\$0	\$0	\$0	\$0
More (Less) Than Prior Year Program:		\$3,990,349	(\$34,651)	\$4,025,000	\$0	\$0	\$0	\$0	\$0	\$0

B554000 PT-PC-01

Class: Watershed Protection & Restor.

FY2018

Council Approved

Description

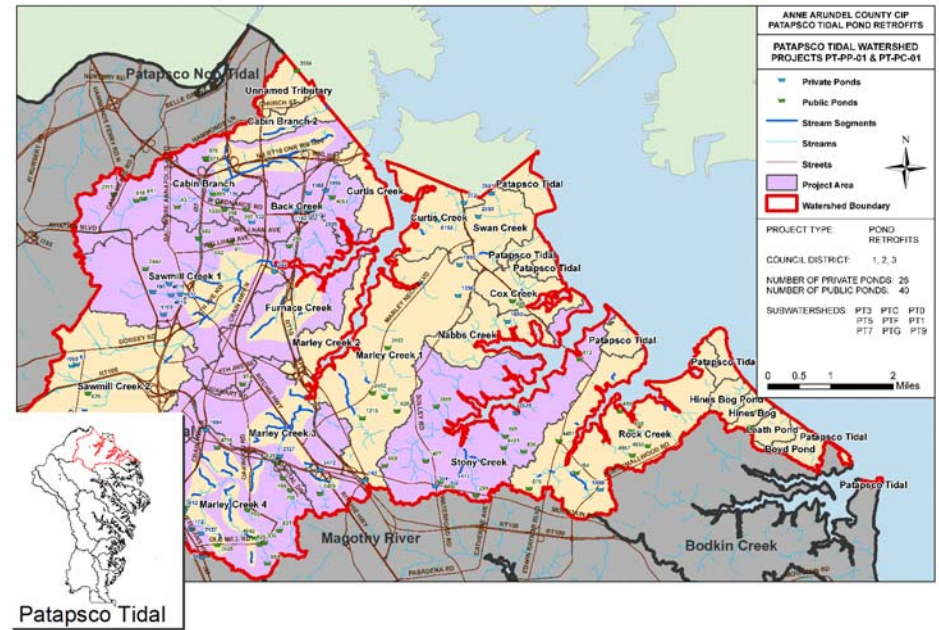
Patapsco Tidal - Stand Alone Public Ponds - Project Group: 01 - Priority Rating: Red - Orange

This project is for the design and construction for stormwater management infrastructure improvements necessary to comply with Federal and State clean water requirements. This project includes restoration and improvements to approximately 40 Public Ponds.

Benefit

Water Quality Improvement and Regulatory Compliance

Amendment History



Prior Year Project Total	Phase	Project Total	Prior Approval	Budget FY2018	Capital Program (\$000)					Beyond 6 Years
					FY2019	FY2020	FY2021	FY2022	FY2023	
\$751,400	Plans and Engineering	\$750,366	\$750,366	\$0	\$0	\$0	\$0	\$0	\$0	\$0
\$1,000	Land	\$1,000	\$1,000	\$0	\$0	\$0	\$0	\$0	\$0	\$0
\$5,470,400	Construction	\$5,407,213	\$5,407,213	\$0	\$0	\$0	\$0	\$0	\$0	\$0
\$473,400	Overhead	\$470,542	\$470,542	\$0	\$0	\$0	\$0	\$0	\$0	\$0
\$6,696,200	Total	\$6,629,121	\$6,629,121	\$0	\$0	\$0	\$0	\$0	\$0	\$0
More (Less) Than Prior Year Program:		(\$67,079)	(\$67,079)	\$0	\$0	\$0	\$0	\$0	\$0	\$0

B554000 PT-PC-01

Class: Watershed Protection & Restor.

FY2018

Council Approved

Project Status

1. Current status of this project: Active
2. Action taken in Current Fiscal Year: Design
3. Action required to complete this project: Design, Right of Way Acquisition, Construction and Performance

Change from Prior Year

1. Change in Name or Description: None
2. Change in Total Project Cost: None
3. Change in Scope: None
4. Change in Timing: None.

Estimated Operating Budget Impact: Indeterminate

Initial Total Project Cost Estimate

FY 2014 \$7,236,200

Financial Activity

	Expended	Encumbered	Total
April 1, 2015	\$1,955,097	\$1,363,248	\$3,318,345
April 1, 2016	\$3,197,610	\$976,795	\$4,174,406

Prior Year Project Total	Funding	Project Total	Prior Approval	Budget FY2018	Capital Program (\$000)					Beyond 6 Years
					FY2019	FY2020	FY2021	FY2022	FY2023	
\$6,696,200	WPRF Bonds	\$6,224,121	\$6,629,121	(\$405,000)	\$0	\$0	\$0	\$0	\$0	\$0
	Other State Grants	\$405,000	\$0	\$405,000	\$0	\$0	\$0	\$0	\$0	\$0
\$6,696,200	Total	\$6,629,121	\$6,629,121	\$0	\$0	\$0	\$0	\$0	\$0	\$0
More (Less) Than Prior Year Program:		(\$67,079)	(\$67,079)	\$0	\$0	\$0	\$0	\$0	\$0	\$0

B554100 PT-OF-04

Class: Watershed Protection & Restor.

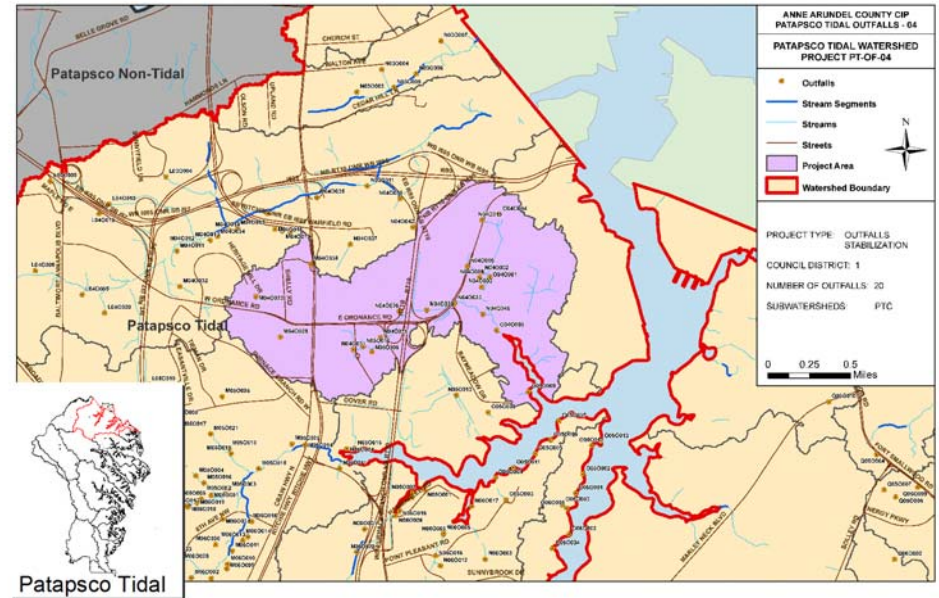
FY2018

Council Approved

Description

Patapsco Tidal - Stand Alone Outfalls - Project Group: 04 - Priority Rating: Red

This project is for the design and construction for stormwater management infrastructure improvements necessary to comply with Federal and State clean water requirements. This project includes restoration and improvements to approximately 20 Outfalls.



Benefit

Water Quality Improvement and Regulatory Compliance

Amendment History

Prior Year Project Total	Phase	Project Total	Prior Approval	Budget FY2018	Capital Program (\$000)					Beyond 6 Years
					FY2019	FY2020	FY2021	FY2022	FY2023	
\$672,200	Plans and Engineering	\$512,334	\$512,334	\$0	\$0	\$0	\$0	\$0	\$0	\$0
\$134,400	Land	\$134,400	\$134,400	\$0	\$0	\$0	\$0	\$0	\$0	\$0
\$5,377,600	Construction	\$5,377,600	\$5,377,600	\$0	\$0	\$0	\$0	\$0	\$0	\$0
\$432,900	Overhead	\$425,782	\$425,782	\$0	\$0	\$0	\$0	\$0	\$0	\$0
\$6,617,100	Total	\$6,450,116	\$6,450,116	\$0	\$0	\$0	\$0	\$0	\$0	\$0
More (Less) Than Prior Year Program:		(\$166,984)	(\$166,984)	\$0	\$0	\$0	\$0	\$0	\$0	\$0

B554100 PT-OF-04

Class: Watershed Protection & Restor.

FY2018

Council Approved

Project Status

1. Current status of this project: Active
2. Action taken in Current Fiscal Year: Initiated Design
3. Action required to complete this project: Complete Design, Right of Way Acquisition, Construction and Performance

Change from Prior Year

1. Change in Name or Description: None
2. Change in Total Project Cost: None
3. Change in Scope: None
4. Change in Timing: None

Estimated Operating Budget Impact: Indeterminate

Initial Total Project Cost Estimate

FY 2014 \$6,617,100

Financial Activity

	Expended	Encumbered	Total
April 1, 2015	\$225,087	\$255,388	\$480,475
April 1, 2016	\$274,101	\$209,329	\$483,430

Prior Year Project Total	Funding	Project Total	Prior Approval	Budget FY2018	Capital Program (\$000)					Beyond 6 Years
					FY2019	FY2020	FY2021	FY2022	FY2023	
\$6,617,100	WPRF Bonds	\$6,450,116	\$6,450,116	\$0	\$0	\$0	\$0	\$0	\$0	\$0
\$6,617,100	Total	\$6,450,116	\$6,450,116	\$0	\$0	\$0	\$0	\$0	\$0	\$0
More (Less) Than Prior Year Program:		(\$166,984)	(\$166,984)	\$0	\$0	\$0	\$0	\$0	\$0	\$0

B554300 PT-ST-04

Class: Watershed Protection & Restor.

FY2018

Council Approved

Description

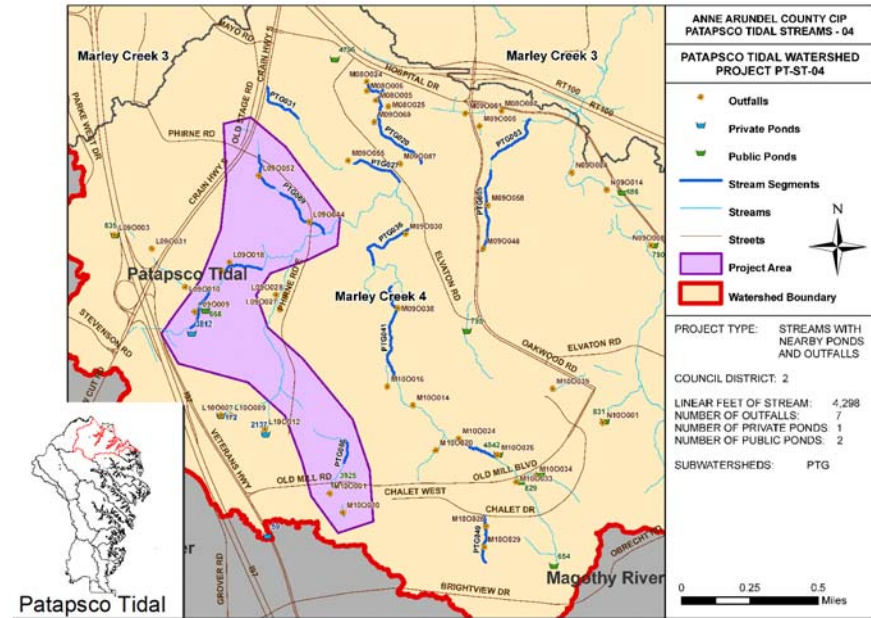
Patapsco Tidal - Streams with Nearby Outfalls & Ponds - Project Group: 04 - Priority Rating: Orange

This project is for the design and construction for stormwater management infrastructure improvements necessary to comply with Federal and State clean water requirements. This project includes restoration and improvements to approximately 7 Outfalls, 1 Private Pond, 2 Public Ponds and 6 Stream Segments (4,298 Lineal Feet).

Benefit

Water Quality Improvement and Regulatory Compliance

Amendment History



Prior Year Project Total	Phase	Project Total	Prior Approval	Budget FY2018	Capital Program (\$000)					Beyond 6 Years
					FY2019	FY2020	FY2021	FY2022	FY2023	
\$996,200	Plans and Engineering	\$1,196,200	\$996,200	\$200,000	\$0	\$0	\$0	\$0	\$0	\$0
\$0	Land	\$60,000	\$0	\$60,000	\$0	\$0	\$0	\$0	\$0	\$0
\$0	Construction	\$0	\$0	\$0	\$0	\$0	\$0	\$0	\$0	\$0
\$69,700	Overhead	\$69,700	\$69,700	\$0	\$0	\$0	\$0	\$0	\$0	\$0
\$1,065,900	Total	\$1,325,900	\$1,065,900	\$260,000	\$0	\$0	\$0	\$0	\$0	\$0
More (Less) Than Prior Year Program:		\$260,000	\$0	\$260,000	\$0	\$0	\$0	\$0	\$0	\$0

B554300 PT-ST-04

Class: Watershed Protection & Restor.

FY2018

Council Approved

Project Status

1. Current status of this project: Active
2. Action taken in Current Fiscal Year: Design
3. Action required to complete this project: Design, Right of Way Acquisition, Construction and Performance

Change from Prior Year

1. Change in Name or Description: None
2. Change in Total Project Cost: Increase of \$260,000.
3. Change in Scope: None
4. Change in Timing: None

Estimated Operating Budget Impact: Indeterminate

Initial Total Project Cost Estimate

FY 2014 \$7,085,300

Financial Activity

	Expended	Encumbered	Total
April 1, 2015	\$2,948	\$0	\$2,948
April 1, 2016	\$107,478	\$350,501	\$457,979

Prior Year Project Total	Funding	Project Total	Prior Approval	Budget FY2018	Capital Program (\$000)					Beyond 6 Years
					FY2019	FY2020	FY2021	FY2022	FY2023	
\$1,065,900	WPRF Bonds	\$1,325,900	\$1,065,900	\$260,000	\$0	\$0	\$0	\$0	\$0	\$0
\$1,065,900	Total	\$1,325,900	\$1,065,900	\$260,000	\$0	\$0	\$0	\$0	\$0	\$0
More (Less) Than Prior Year Program:		\$260,000	\$0	\$260,000	\$0	\$0	\$0	\$0	\$0	\$0

B554400 PT-ST-05

Class: Watershed Protection & Restor.

FY2018

Council Approved

Description

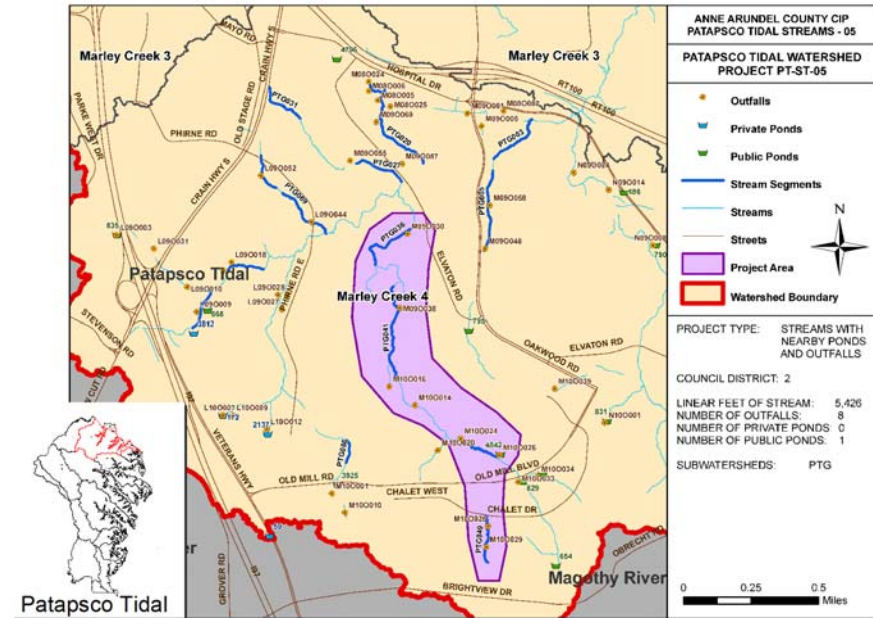
Patapsco Tidal - Streams with Nearby Outfalls & Ponds - Project Group: 05 - Priority Rating: Orange

This project is for the design and construction for stormwater management infrastructure improvements necessary to comply with Federal and State clean water requirements. This project includes restoration and improvements to approximately 8 Outfalls, 1 Public Pond and 7 Stream Segments (5,426 Lineal Feet).

Benefit

Water Quality Improvement and Regulatory Compliance

Amendment History



Prior Year Project Total	Phase	Project Total	Prior Approval	Budget FY2018	Capital Program (\$000)					Beyond 6 Years
					FY2019	FY2020	FY2021	FY2022	FY2023	
\$634,100	Plans and Engineering	\$1,034,100	\$634,100	\$400,000	\$0	\$0	\$0	\$0	\$0	\$0
\$10,000	Land	\$60,000	\$10,000	\$50,000	\$0	\$0	\$0	\$0	\$0	\$0
\$10,000	Construction	\$10,000	\$10,000	\$0	\$0	\$0	\$0	\$0	\$0	\$0
\$44,400	Overhead	\$44,400	\$44,400	\$0	\$0	\$0	\$0	\$0	\$0	\$0
\$698,500	Total	\$1,148,500	\$698,500	\$450,000	\$0	\$0	\$0	\$0	\$0	\$0
More (Less) Than Prior Year Program:		\$450,000	\$0	\$450,000	\$0	\$0	\$0	\$0	\$0	\$0

B554400 PT-ST-05

Class: Watershed Protection & Restor.

FY2018

Council Approved

Project Status

1. Current status of this project: Active
2. Action taken in Current Fiscal Year: Design
3. Action required to complete this project: Design, Right of Way Acquisition, Construction and Performance

Change from Prior Year

1. Change in Name or Description: None
2. Change in Total Project Cost: Increase of \$450,000.
3. Change in Scope: None
4. Change in Timing: None

Estimated Operating Budget Impact: Indeterminate

Initial Total Project Cost Estimate

FY 2014 \$4,510,200

Financial Activity

	Expended	Encumbered	Total
April 1, 2015	\$874	\$0	\$874
April 1, 2016	\$7,146	\$204,309	\$211,454

Prior Year Project Total	Funding	Project Total	Prior Approval	Budget FY2018	Capital Program (\$000)					Beyond 6 Years
					FY2019	FY2020	FY2021	FY2022	FY2023	
\$698,500	WPRF Bonds	\$1,148,500	\$698,500	\$450,000	\$0	\$0	\$0	\$0	\$0	\$0
\$698,500	Total	\$1,148,500	\$698,500	\$450,000	\$0	\$0	\$0	\$0	\$0	\$0
More (Less) Than Prior Year Program:		\$450,000	\$0	\$450,000	\$0	\$0	\$0	\$0	\$0	\$0

B554800 PT-ST-07

Class: Watershed Protection & Restor.

FY2018

Council Approved

Description

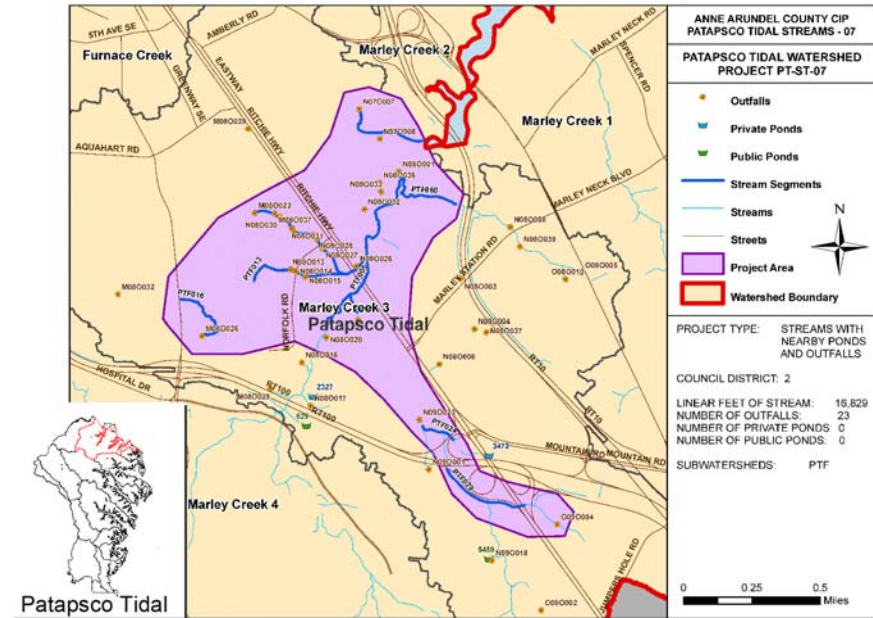
Patapsco Tidal - Streams with Nearby Outfalls & Ponds - Project Group: 07 - Priority Rating: Red

This project is for the design and construction for stormwater management infrastructure improvements necessary to comply with Federal and State clean water requirements. This project includes restoration and improvements to approximately 23 Outfalls and 16 Stream Segments (16,829 Lineal Feet).

Benefit

Water Quality Improvement and Regulatory Compliance

Amendment History



Prior Year Project Total	Phase	Project Total	Prior Approval	Budget FY2018	Capital Program (\$000)					Beyond 6 Years
					FY2019	FY2020	FY2021	FY2022	FY2023	
\$4,060,500	Plans and Engineering	\$4,060,500	\$4,060,500	\$0	\$0	\$0	\$0	\$0	\$0	\$0
\$70,000	Land	\$70,000	\$70,000	\$0	\$0	\$0	\$0	\$0	\$0	\$0
\$1,000,000	Construction	\$1,000,000	\$1,000,000	\$0	\$0	\$0	\$0	\$0	\$0	\$0
\$359,100	Overhead	\$359,100	\$359,100	\$0	\$0	\$0	\$0	\$0	\$0	\$0
\$5,489,600	Total	\$5,489,600	\$5,489,600	\$0	\$0	\$0	\$0	\$0	\$0	\$0
More (Less) Than Prior Year Program:		\$0	\$0	\$0	\$0	\$0	\$0	\$0	\$0	\$0

B554800 PT-ST-07

Class: Watershed Protection & Restor.

FY2018

Council Approved

Project Status

1. Current status of this project: Active
2. Action taken in Current Fiscal Year: Design
3. Action required to complete this project: Design, Right of Way Acquisition, Construction and Performance

Change from Prior Year

1. Change in Name or Description: None
2. Change in Total Project Cost: None.
3. Change in Scope: None
4. Change in Timing: None

Estimated Operating Budget Impact: Indeterminate

Initial Total Project Cost Estimate

FY 2014 \$29,377,500

Financial Activity

	Expended	Encumbered	Total
April 1, 2015	\$53,215	\$761,700	\$814,915
April 1, 2016	\$355,947	\$513,377	\$869,324

Prior Year Project Total	Funding	Project Total	Prior Approval	Budget FY2018	Capital Program (\$000)					Beyond 6 Years
					FY2019	FY2020	FY2021	FY2022	FY2023	
\$5,489,600	WPRF Bonds	\$5,489,600	\$5,489,600	\$0	\$0	\$0	\$0	\$0	\$0	\$0
\$5,489,600	Total	\$5,489,600	\$5,489,600	\$0	\$0	\$0	\$0	\$0	\$0	\$0
More (Less) Than Prior Year Program:		\$0	\$0	\$0	\$0	\$0	\$0	\$0	\$0	\$0

B554900 PT-OF-08

Class: Watershed Protection & Restor.

FY2018

Council Approved

Description

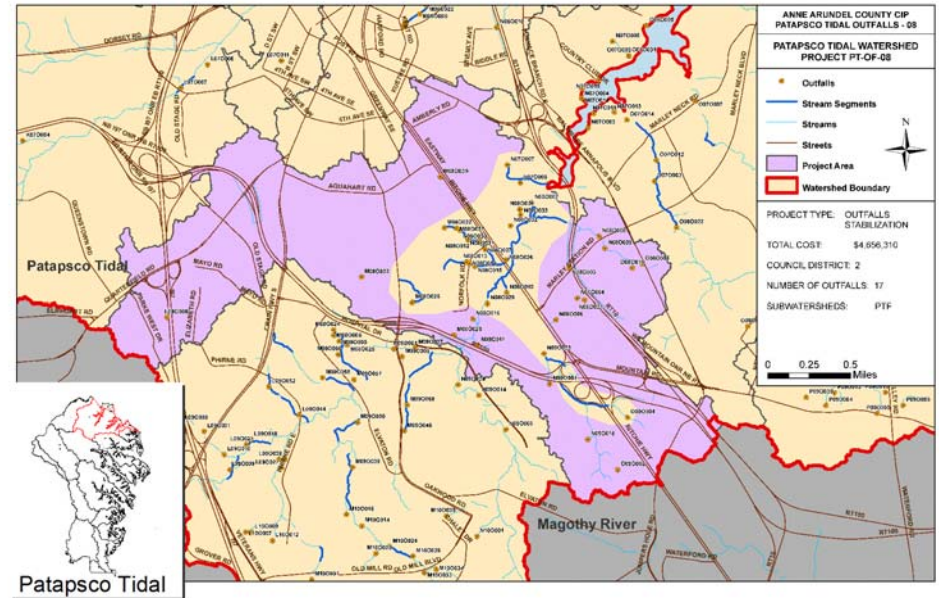
Patapsco Tidal - Stand Alone Outfalls - Project Group: 08 - Priority Rating: Red

This project is for the design and construction for stormwater management infrastructure improvements necessary to comply with Federal and State clean water requirements. This project includes restoration and improvements to approximately 17 Outfalls.

Benefit

Water Quality Improvement and Regulatory Compliance

Amendment History



Prior Year Project Total	Phase	Project Total	Prior Approval	Budget FY2018	Capital Program (\$000)					Beyond 6 Years
					FY2019	FY2020	FY2021	FY2022	FY2023	
\$473,000	Plans and Engineering	\$310,569	\$310,569	\$0	\$0	\$0	\$0	\$0	\$0	\$0
\$94,600	Land	\$94,600	\$94,600	\$0	\$0	\$0	\$0	\$0	\$0	\$0
\$3,784,100	Construction	\$1,820,400	\$1,820,400	\$0	\$0	\$0	\$0	\$0	\$0	\$0
\$304,600	Overhead	\$158,949	\$158,949	\$0	\$0	\$0	\$0	\$0	\$0	\$0
\$4,656,300	Total	\$2,384,518	\$2,384,518	\$0	\$0	\$0	\$0	\$0	\$0	\$0
More (Less) Than Prior Year Program:		(\$2,271,782)	(\$2,271,782)	\$0	\$0	\$0	\$0	\$0	\$0	\$0

B554900 PT-OF-08

Class: Watershed Protection & Restor.

FY2018

Council Approved

Project Status

1. Current status of this project: Active
2. Action taken in Current Fiscal Year: Design
3. Action required to complete this project: Design, Right of Way Acquisition, Construction and Performance

Change from Prior Year

1. Change in Name or Description: None
2. Change in Total Project Cost: None
3. Change in Scope: None
4. Change in Timing: None

Estimated Operating Budget Impact: Indeterminate

Initial Total Project Cost Estimate

FY 2014 \$4,656,300

Financial Activity

Expended	Encumbered	Total	
April 1, 2015	\$135,940	\$0	\$135,940
April 1, 2016	\$8,367	\$0	\$8,367

Prior Year Project Total	Funding	Project Total	Prior Approval	Budget FY2018	Capital Program (\$000)					Beyond 6 Years
					FY2019	FY2020	FY2021	FY2022	FY2023	
\$4,656,300	WPRF Bonds	\$2,384,518	\$2,384,518	\$0	\$0	\$0	\$0	\$0	\$0	\$0
\$4,656,300	Total	\$2,384,518	\$2,384,518	\$0	\$0	\$0	\$0	\$0	\$0	\$0
More (Less) Than Prior Year Program:		(\$2,271,782)	(\$2,271,782)	\$0	\$0	\$0	\$0	\$0	\$0	\$0

B555100 PT-OF-10

Class: Watershed Protection & Restor.

FY2018

Council Approved

Description

Patapsco Tidal - Stand Alone Outfalls - Project Group: 10 - Priority Rating: Orange

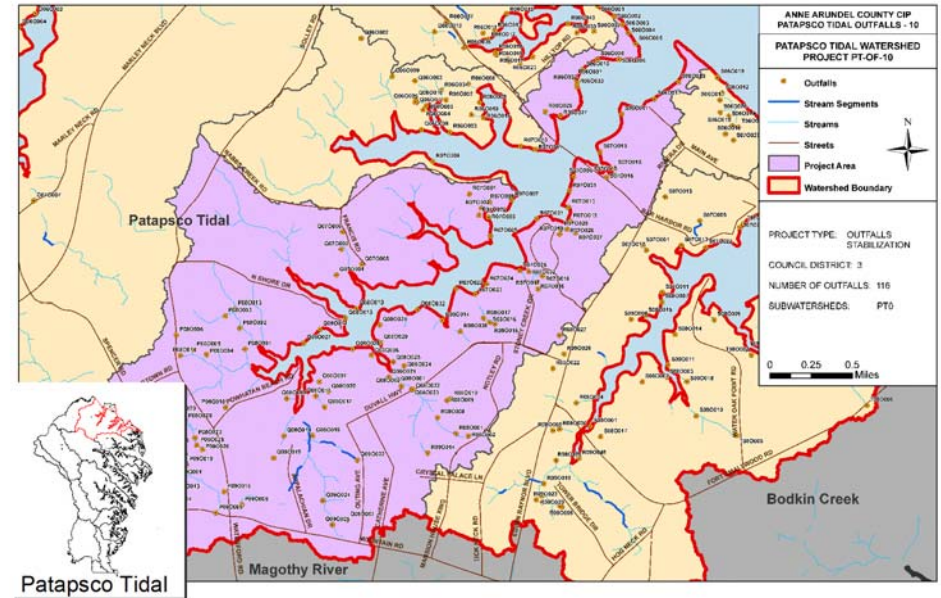
This project is for the design and construction for stormwater management infrastructure improvements necessary to comply with Federal and State clean water requirements. This project includes restoration and improvements to approximately 116 Outfalls.

Benefit

Water Quality Improvement and Regulatory Compliance

Amendment History

Removed \$18,652,200 in FY20 via AMD #85 to Bill 23-14.



Prior Year Project Total	Phase	Project Total	Prior Approval	Budget FY2018	Capital Program (\$000)					Beyond 6 Years
					FY2019	FY2020	FY2021	FY2022	FY2023	
\$360,000	Plans and Engineering	\$171,800	\$171,800	\$0	\$0	\$0	\$0	\$0	\$0	\$0
\$0	Land	\$0	\$0	\$0	\$0	\$0	\$0	\$0	\$0	\$0
\$0	Construction	\$0	\$0	\$0	\$0	\$0	\$0	\$0	\$0	\$0
\$0	Overhead	\$0	\$0	\$0	\$0	\$0	\$0	\$0	\$0	\$0
\$360,000	Total	\$171,800	\$171,800	\$0	\$0	\$0	\$0	\$0	\$0	\$0
More (Less) Than Prior Year Program:		(\$188,200)	(\$188,200)	\$0	\$0	\$0	\$0	\$0	\$0	\$0

B555100 PT-OF-10

Class: Watershed Protection & Restor.

FY2018

Council Approved

Project Status

1. Current status of this project: Active
2. Action taken in Current Fiscal Year: Design initiation.
3. Action required to complete this project: Design, Right of Way Acquisition, Construction and Performance

Change from Prior Year

1. Change in Name or Description: None
2. Change in Total Project Cost: None.
3. Change in Scope: None
4. Change in Timing: None.

Estimated Operating Budget Impact: Indeterminate

Initial Total Project Cost Estimate

FY 2014 \$0

Financial Activity

	Expended	Encumbered	Total
April 1, 2015	\$0	\$0	\$0
April 1, 2016	\$23,256	\$35,216	\$58,472

Prior Year Project Total	Funding	Project Total	Prior Approval	Budget FY2018	Capital Program (\$000)					Beyond 6 Years
					FY2019	FY2020	FY2021	FY2022	FY2023	
\$360,000	WPRF Bonds	\$171,800	\$171,800	\$0	\$0	\$0	\$0	\$0	\$0	\$0
\$360,000	Total	\$171,800	\$171,800	\$0	\$0	\$0	\$0	\$0	\$0	\$0
More (Less) Than Prior Year Program:		(\$188,200)	(\$188,200)	\$0	\$0	\$0	\$0	\$0	\$0	\$0

B555300 PN-OF-01

Class: Watershed Protection & Restor.

FY2018

Council Approved

Description

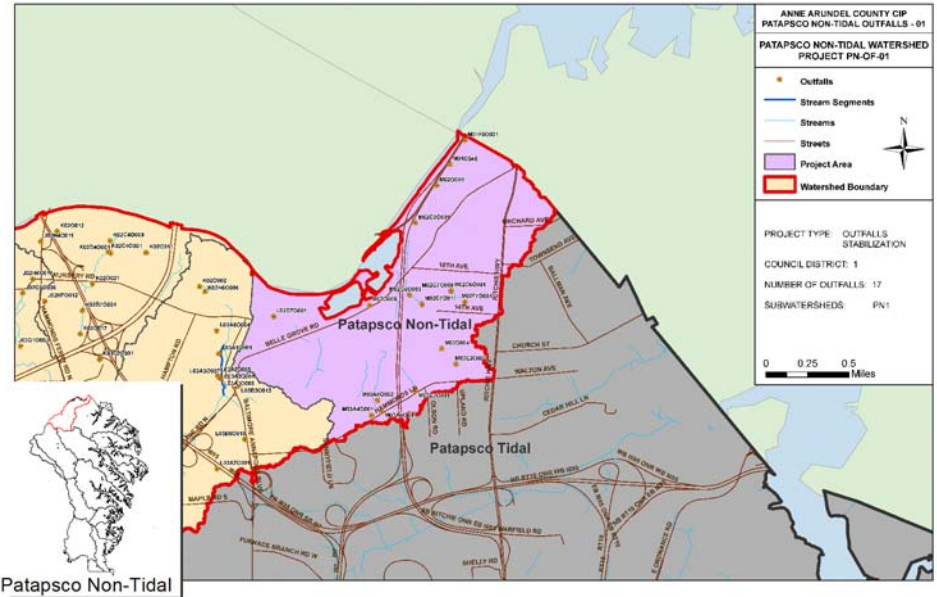
Patapsco Non-tidal - Stand Alone Outfalls - Project Group: 01 - Priority Rating: Red

This project is for the design and construction for stormwater management infrastructure improvements necessary to comply with Federal and State clean water requirements. This project includes restoration and improvements to approximately 17 Outfalls.

Benefit

Water Quality Improvement and Regulatory Compliance

Amendment History



Prior Year Project Total	Phase	Project Total	Prior Approval	Budget FY2018	Capital Program (\$000)					Beyond 6 Years
					FY2019	FY2020	FY2021	FY2022	FY2023	
\$800,900	Plans and Engineering	\$800,000	\$800,000	\$0	\$0	\$0	\$0	\$0	\$0	\$0
\$160,200	Land	\$100,000	\$100,000	\$0	\$0	\$0	\$0	\$0	\$0	\$0
\$6,407,300	Construction	\$3,426,900	\$3,426,900	\$0	\$0	\$0	\$0	\$0	\$0	\$0
\$515,800	Overhead	\$302,900	\$302,900	\$0	\$0	\$0	\$0	\$0	\$0	\$0
\$7,884,200	Total	\$4,629,800	\$4,629,800	\$0	\$0	\$0	\$0	\$0	\$0	\$0
More (Less) Than Prior Year Program:		(\$3,254,400)	(\$3,254,400)	\$0	\$0	\$0	\$0	\$0	\$0	\$0

B555300 PN-OF-01

Class: Watershed Protection & Restor.

FY2018

Council Approved

Project Status

1. Current status of this project: Active
2. Action taken in Current Fiscal Year: Design and Construction
3. Action required to complete this project: Design, Right of Way Acquisition, Construction and Performance

Change from Prior Year

1. Change in Name or Description: None
2. Change in Total Project Cost: None
3. Change in Scope: None
4. Change in Timing: None

Estimated Operating Budget Impact: Indeterminate

Initial Total Project Cost Estimate

FY 2014 \$7,884,200

Financial Activity

	Expended	Encumbered	Total
April 1, 2015	\$230,721	\$345,195	\$575,917
April 1, 2016	\$352,918	\$239,904	\$592,822

Prior Year Project Total	Funding	Project Total	Prior Approval	Budget FY2018	Capital Program (\$000)					Beyond 6 Years
					FY2019	FY2020	FY2021	FY2022	FY2023	
\$7,884,200	WPRF Bonds	\$4,629,800	\$4,629,800	\$0	\$0	\$0	\$0	\$0	\$0	\$0
\$7,884,200	Total	\$4,629,800	\$4,629,800	\$0	\$0	\$0	\$0	\$0	\$0	\$0
More (Less) Than Prior Year Program:		(\$3,254,400)	(\$3,254,400)	\$0	\$0	\$0	\$0	\$0	\$0	\$0

B555400 Patapsco Non-Tidal Outfalls

Class: Watershed Protection & Restor.

FY2018

Council Approved

Description

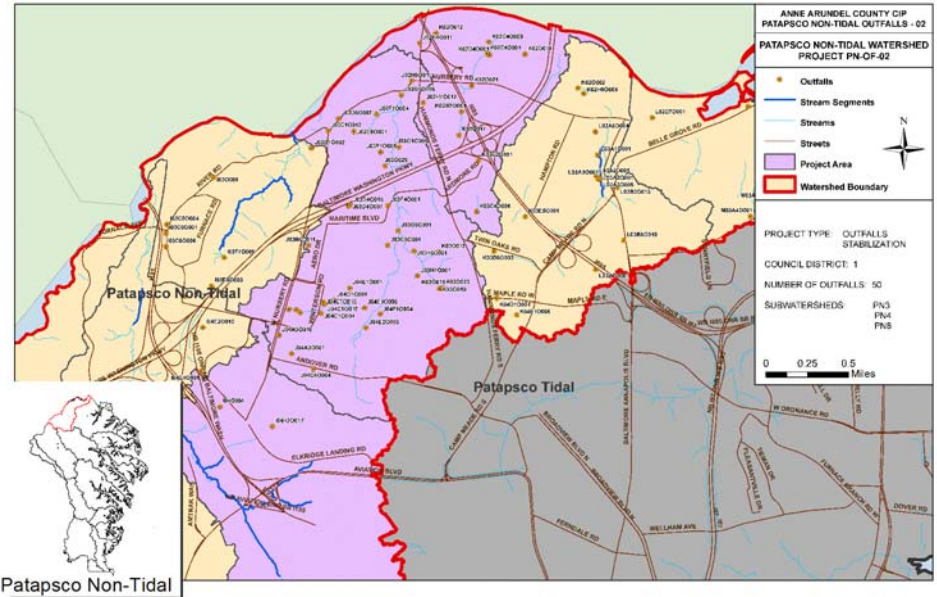
Patapsco Non-tidal - Stand Alone Outfalls - Project Group: 02 - Priority Rating: Orange

This project is for the design and construction for stormwater management infrastructure improvements necessary to comply with Federal and State clean water requirements. This project includes restoration and improvements to approximately 50 Outfalls.

Benefit

Water Quality Improvement and Regulatory Compliance

Amendment History



Prior Year Project Total	Phase	Project Total	Prior Approval	Budget FY2018	Capital Program (\$000)					Beyond 6 Years
					FY2019	FY2020	FY2021	FY2022	FY2023	
\$510,000	Plans and Engineering	\$2,710,900	\$510,900	\$2,200,000	\$0	\$0	\$0	\$0	\$0	\$0
\$50,000	Land	\$110,200	\$110,200	\$0	\$0	\$0	\$0	\$0	\$0	\$0
\$900,000	Construction	\$3,880,400	\$3,880,400	\$0	\$0	\$0	\$0	\$0	\$0	\$0
\$50,000	Overhead	\$262,900	\$262,900	\$0	\$0	\$0	\$0	\$0	\$0	\$0
\$1,510,000	Total	\$6,964,400	\$4,764,400	\$2,200,000	\$0	\$0	\$0	\$0	\$0	\$0
More (Less) Than Prior Year Program:		\$5,454,400	\$3,254,400	\$2,200,000	\$0	\$0	\$0	\$0	\$0	\$0

B555400 Patapsco Non-Tidal Outfalls

Class: Watershed Protection & Restor.

FY2018

Council Approved

Project Status

1. Current status of this project: Active
2. Action taken in Current Fiscal Year: Initiated design.
3. Action required to complete this project: Design, Right of Way Acquisition, Construction and Performance

Change from Prior Year

1. Change in Name or Description: None
2. Change in Total Project Cost: Increase of \$2,200,000.
3. Change in Scope: None
4. Change in Timing: None.

Estimated Operating Budget Impact: Indeterminate

Initial Total Project Cost Estimate

FY 2014 \$0

Financial Activity

	Expended	Encumbered	Total
April 1, 2015	\$16,845	\$453,964	\$470,809
April 1, 2016	\$303,520	\$785,957	\$1,089,477

Prior Year Project Total	Funding	Project Total	Prior Approval	Budget FY2018	Capital Program (\$000)					Beyond 6 Years
					FY2019	FY2020	FY2021	FY2022	FY2023	
\$1,510,000	WPRF Bonds	\$6,964,400	\$4,764,400	\$2,200,000	\$0	\$0	\$0	\$0	\$0	\$0
\$1,510,000	Total	\$6,964,400	\$4,764,400	\$2,200,000	\$0	\$0	\$0	\$0	\$0	\$0
More (Less) Than Prior Year Program:		\$5,454,400	\$3,254,400	\$2,200,000	\$0	\$0	\$0	\$0	\$0	\$0

B555600 PN-PP-01

Class: Watershed Protection & Restor.

FY2018

Council Approved

Description

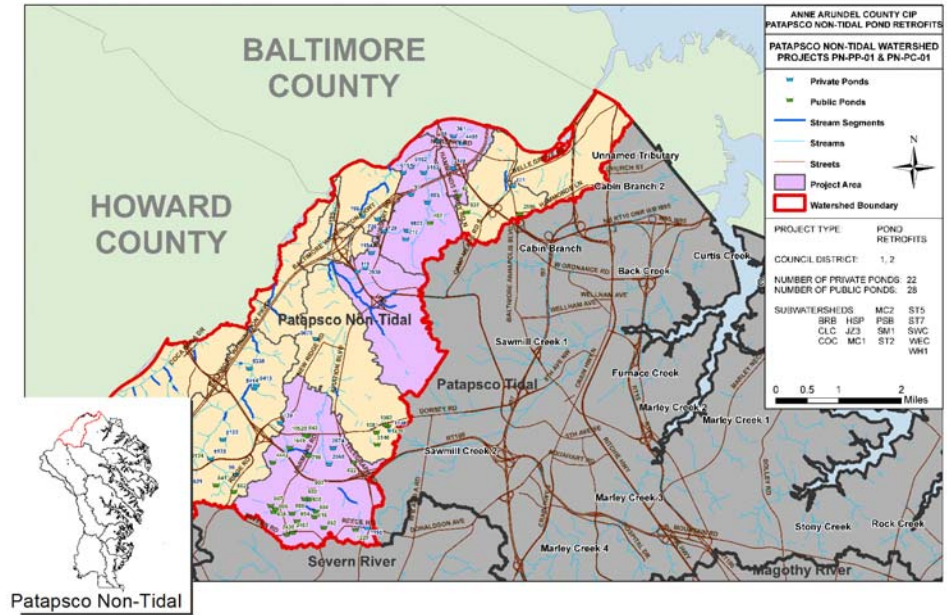
Patapsco Non-tidal - Stand Alone Private Ponds - Project Group: 01 - Priority Rating: Orange

This project is for the design and construction for stormwater management infrastructure improvements necessary to comply with Federal and State clean water requirements. This project includes restoration and improvements to approximately 18 Private Ponds

Benefit

Water Quality Improvement and Regulatory Compliance

Amendment History



Prior Year Project Total	Phase	Project Total	Prior Approval	Budget FY2018	Capital Program (\$000)					Beyond 6 Years
					FY2019	FY2020	FY2021	FY2022	FY2023	
\$538,000	Plans and Engineering	\$538,000	\$538,000	\$0	\$0	\$0	\$0	\$0	\$0	\$0
\$107,600	Land	\$107,600	\$107,600	\$0	\$0	\$0	\$0	\$0	\$0	\$0
\$2,854,100	Construction	\$2,854,100	\$2,854,100	\$0	\$0	\$0	\$0	\$0	\$0	\$0
\$346,500	Overhead	\$346,500	\$346,500	\$0	\$0	\$0	\$0	\$0	\$0	\$0
\$3,846,200	Total	\$3,846,200	\$3,846,200	\$0	\$0	\$0	\$0	\$0	\$0	\$0
More (Less) Than Prior Year Program:		\$0	\$0	\$0	\$0	\$0	\$0	\$0	\$0	\$0

B555600 PN-PP-01

Class: Watershed Protection & Restor.

FY2018

Council Approved

Project Status

1. Current status of this project: Active
2. Action taken in Current Fiscal Year: Design and Construction
3. Action required to complete this project: Design, Right of Way Acquisition, Construction and Performance

Change from Prior Year

1. Change in Name or Description: None
2. Change in Total Project Cost: None.
3. Change in Scope: None
4. Change in Timing: None.

Estimated Operating Budget Impact: Indeterminate

Initial Total Project Cost Estimate

FY 2014 \$5,296,200

Financial Activity

	Expended	Encumbered	Total
April 1, 2015	\$802,297	\$610,370	\$1,412,667
April 1, 2016	\$1,464,969	\$404,980	\$1,869,948

Prior Year Project Total	Funding	Project Total	Prior Approval	Budget FY2018	Capital Program (\$000)					Beyond 6 Years
					FY2019	FY2020	FY2021	FY2022	FY2023	
\$3,846,200	WPRF Bonds	\$3,846,200	\$3,846,200	\$0	\$0	\$0	\$0	\$0	\$0	\$0
\$3,846,200	Total	\$3,846,200	\$3,846,200	\$0	\$0	\$0	\$0	\$0	\$0	\$0
More (Less) Than Prior Year Program:		\$0	\$0	\$0	\$0	\$0	\$0	\$0	\$0	\$0

B555700 PN-PC-01

Class: Watershed Protection & Restor.

FY2018

Council Approved

Description

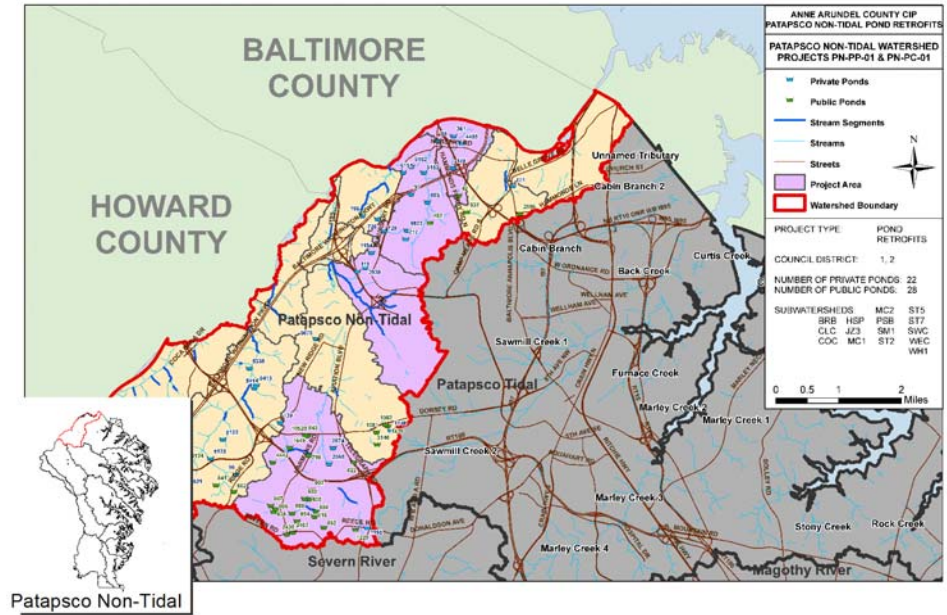
Patapsco Non-tidal - Stand Alone Public Ponds - Project Group: 01 - Priority Rating: Orange

This project is for the design and construction for stormwater management infrastructure improvements necessary to comply with Federal and State clean water requirements. This project includes restoration and improvements to approximately 22 Public Ponds.

Benefit

Water Quality Improvement and Regulatory Compliance

Amendment History



Prior Year Project Total	Phase	Project Total	Prior Approval	Budget FY2018	Capital Program (\$000)					Beyond 6 Years
					FY2019	FY2020	FY2021	FY2022	FY2023	
\$327,900	Plans and Engineering	\$327,900	\$327,900	\$0	\$0	\$0	\$0	\$0	\$0	\$0
\$1,000	Land	\$1,000	\$1,000	\$0	\$0	\$0	\$0	\$0	\$0	\$0
\$2,562,600	Construction	\$3,134,600	\$2,562,600	\$572,000	\$0	\$0	\$0	\$0	\$0	\$0
\$206,600	Overhead	\$234,600	\$206,600	\$28,000	\$0	\$0	\$0	\$0	\$0	\$0
\$3,098,100	Total	\$3,698,100	\$3,098,100	\$600,000	\$0	\$0	\$0	\$0	\$0	\$0
More (Less) Than Prior Year Program:		\$600,000	\$0	\$600,000	\$0	\$0	\$0	\$0	\$0	\$0

B555700 PN-PC-01

Class: Watershed Protection & Restor.

FY2018

Council Approved

Project Status

1. Current status of this project: Active
2. Action taken in Current Fiscal Year: Design and Construction
3. Action required to complete this project: Design, Right of Way Acquisition, Construction and Performance

Change from Prior Year

1. Change in Name or Description: None
2. Change in Total Project Cost: Additional construction anticipated for FY18
3. Change in Scope: None
4. Change in Timing: None.

Estimated Operating Budget Impact: Indeterminate

Initial Total Project Cost Estimate

FY 2014 \$3,158,100

Financial Activity

	Expended	Encumbered	Total
April 1, 2015	\$1,115,992	\$592,425	\$1,708,417
April 1, 2016	\$1,376,436	\$453,708	\$1,830,143

Prior Year Project Total	Funding	Project Total	Prior Approval	Budget FY2018	Capital Program (\$000)					Beyond 6 Years
					FY2019	FY2020	FY2021	FY2022	FY2023	
\$3,098,100	WPRF Bonds	\$3,637,100	\$3,098,100	\$539,000	\$0	\$0	\$0	\$0	\$0	\$0
	Other State Grants	\$61,000	\$0	\$61,000	\$0	\$0	\$0	\$0	\$0	\$0
\$3,098,100	Total	\$3,698,100	\$3,098,100	\$600,000	\$0	\$0	\$0	\$0	\$0	\$0
More (Less) Than Prior Year Program:		\$600,000	\$0	\$600,000	\$0	\$0	\$0	\$0	\$0	\$0

B555800 BK-ST-01

Class: Watershed Protection & Restor.

FY2018

Council Approved

Description

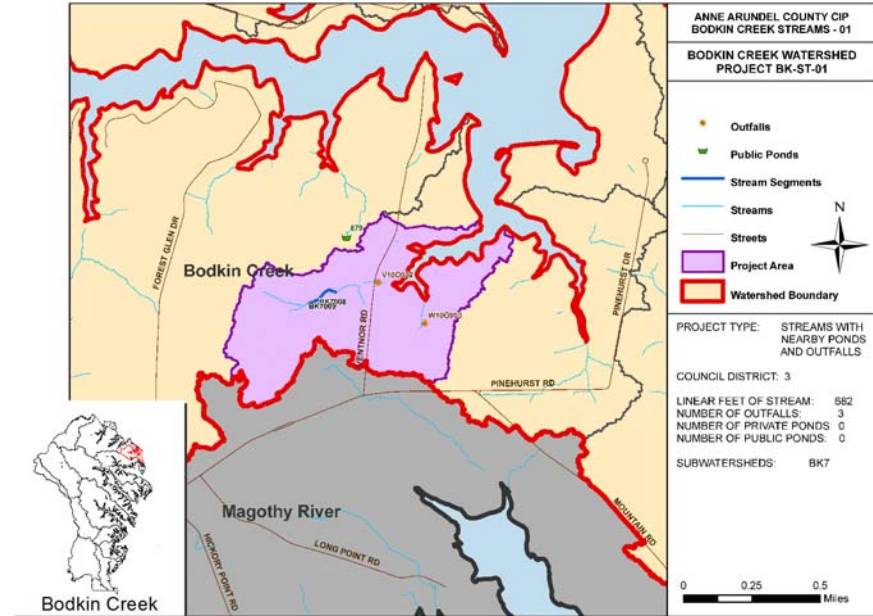
Bodkin Creek - Streams with Nearby Outfalls & Ponds - Project Group: 01 - Priority Rating: Red

This project is for the design and construction for stormwater management infrastructure improvements necessary to comply with Federal and State clean water requirements. This project includes restoration and improvements to approximately 3 Outfalls and 2 Stream Segments (682 Lineal Feet).

Benefit

Water Quality Improvement and Regulatory Compliance

Amendment History



Prior Year Project Total	Phase	Project Total	Prior Approval	Budget FY2018	Capital Program (\$000)					Beyond 6 Years
					FY2019	FY2020	FY2021	FY2022	FY2023	
\$166,500	Plans and Engineering	\$166,500	\$166,500	\$0	\$0	\$0	\$0	\$0	\$0	\$0
\$43,700	Land	\$43,700	\$43,700	\$0	\$0	\$0	\$0	\$0	\$0	\$0
\$87,500	Construction	\$87,500	\$87,500	\$0	\$0	\$0	\$0	\$0	\$0	\$0
\$20,900	Overhead	\$20,900	\$20,900	\$0	\$0	\$0	\$0	\$0	\$0	\$0
\$318,600	Total	\$318,600	\$318,600	\$0	\$0	\$0	\$0	\$0	\$0	\$0
More (Less) Than Prior Year Program:		\$0	\$0	\$0	\$0	\$0	\$0	\$0	\$0	\$0

B555800 BK-ST-01

Class: Watershed Protection & Restor.

FY2018

Council Approved

Project Status

1. Current status of this project: Active
2. Action taken in Current Fiscal Year: None.
3. Action required to complete this project: Design, Right of Way Acquisition, Construction and Performance

Change from Prior Year

1. Change in Name or Description: None
2. Change in Total Project Cost: None.
3. Change in Scope: None
4. Change in Timing: None

Estimated Operating Budget Impact: Indeterminate

Initial Total Project Cost Estimate

FY 2014 \$1,182,000

Financial Activity

Expended	Encumbered	Total
April 1, 2015	\$0	\$0
April 1, 2016	\$229	\$0
		\$229

Prior Year Project Total	Funding	Project Total	Prior Approval	Budget FY2018	Capital Program (\$000)					Beyond 6 Years
					FY2019	FY2020	FY2021	FY2022	FY2023	
\$318,600	WPRF Bonds	\$318,600	\$318,600	\$0	\$0	\$0	\$0	\$0	\$0	\$0
\$318,600	Total	\$318,600	\$318,600	\$0	\$0	\$0	\$0	\$0	\$0	\$0
More (Less) Than Prior Year Program:		\$0	\$0	\$0	\$0	\$0	\$0	\$0	\$0	\$0

B556000 BK-PP-01

Class: Watershed Protection & Restor.

FY2018

Council Approved

Description

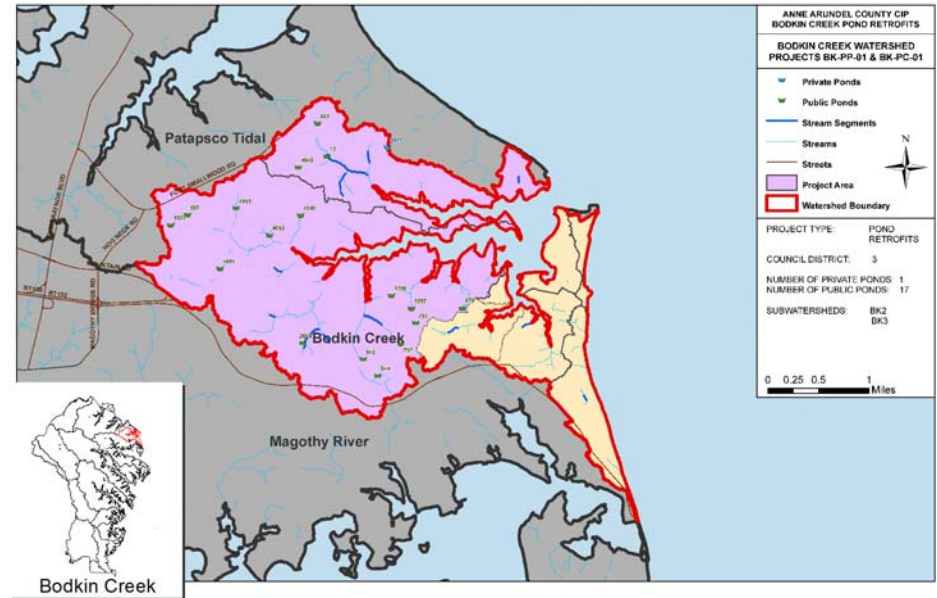
Bodkin Creek - Stand Alone Private Ponds - Project Group: 01 - Priority Rating: Orange

This project is for the design and construction for stormwater management infrastructure improvements necessary to comply with Federal and State clean water requirements. This project includes restoration and improvements to approximately 1 Private Pond.

Benefit

Water Quality Improvement and Regulatory Compliance

Amendment History



Prior Year Project Total	Phase	Project Total	Prior Approval	Budget FY2018	Capital Program (\$000)					Beyond 6 Years
					FY2019	FY2020	FY2021	FY2022	FY2023	
\$4,400	Plans and Engineering	\$400	\$4,400	(\$4,000)	\$0	\$0	\$0	\$0	\$0	\$0
\$900	Land	(\$100)	\$900	(\$1,000)	\$0	\$0	\$0	\$0	\$0	\$0
\$35,500	Construction	\$500	\$35,500	(\$35,000)	\$0	\$0	\$0	\$0	\$0	\$0
\$2,900	Overhead	(\$100)	\$2,900	(\$3,000)	\$0	\$0	\$0	\$0	\$0	\$0
\$43,700	Total	\$700	\$43,700	(\$43,000)	\$0	\$0	\$0	\$0	\$0	\$0
More (Less) Than Prior Year Program:		(\$43,000)	\$0	(\$43,000)	\$0	\$0	\$0	\$0	\$0	\$0

B556000 BK-PP-01

Class: Watershed Protection & Restor.

FY2018

Council Approved

Project Status

1. Current status of this project: Inactive
2. Action taken in Current Fiscal Year: None
3. Action required to complete this project: None

Change from Prior Year

1. Change in Name or Description: None
2. Change in Total Project Cost: Deappropriate remaining funds
3. Change in Scope: None
4. Change in Timing: None

Estimated Operating Budget Impact: Indeterminate

Initial Total Project Cost Estimate

FY 2014 \$43,700

Financial Activity

	Expended	Encumbered	Total
April 1, 2015	\$0	\$0	\$0
April 1, 2016	\$0	\$0	\$0

Prior Year Project Total	Funding	Project Total	Prior Approval	Budget FY2018	Capital Program (\$000)					Beyond 6 Years
					FY2019	FY2020	FY2021	FY2022	FY2023	
\$43,700	WPRF Bonds	\$700	\$43,700	(\$43,000)	\$0	\$0	\$0	\$0	\$0	\$0
\$43,700	Total	\$700	\$43,700	(\$43,000)	\$0	\$0	\$0	\$0	\$0	\$0
More (Less) Than Prior Year Program:		(\$43,000)	\$0	(\$43,000)	\$0	\$0	\$0	\$0	\$0	\$0

B556100 BK-PC-01

Class: Watershed Protection & Restor.

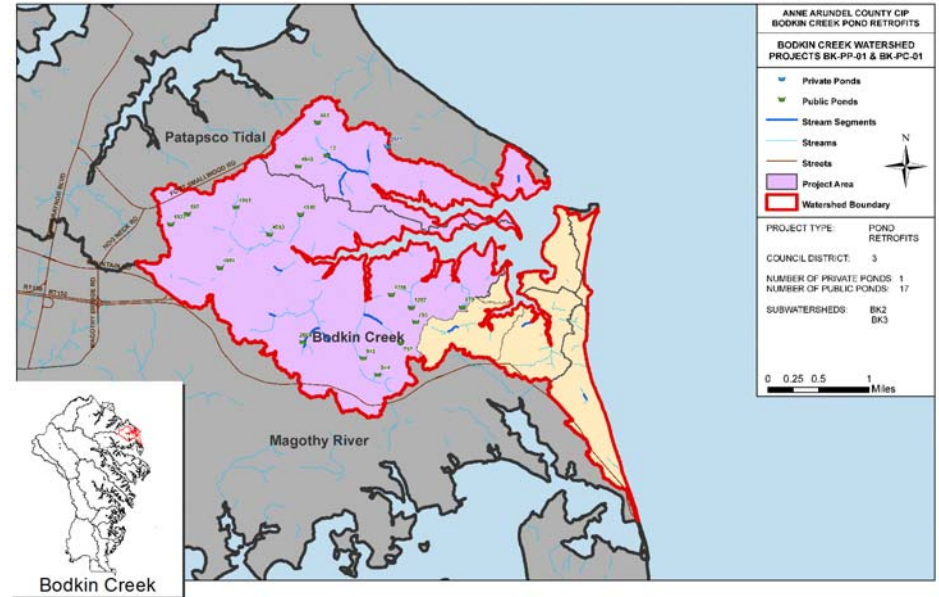
FY2018

Council Approved

Description

Bodkin Creek - Stand Alone Public Ponds - Project Group: 01 - Priority Rating: Orange

This project is for the design and construction for stormwater management infrastructure improvements necessary to comply with Federal and State clean water requirements. This project includes restoration and improvements to approximately 17 Public Ponds.



Benefit

Water Quality Improvement and Regulatory Compliance

Amendment History

Prior Year Project Total	Phase	Project Total	Prior Approval	Budget FY2018	Capital Program (\$000)					Beyond 6 Years
					FY2019	FY2020	FY2021	FY2022	FY2023	
\$274,300	Plans and Engineering	\$205,567	\$205,567	\$0	\$0	\$0	\$0	\$0	\$0	\$0
\$1,000	Land	\$1,000	\$1,000	\$0	\$0	\$0	\$0	\$0	\$0	\$0
\$2,193,700	Construction	\$2,193,700	\$2,193,700	\$0	\$0	\$0	\$0	\$0	\$0	\$0
\$172,800	Overhead	\$169,721	\$169,721	\$0	\$0	\$0	\$0	\$0	\$0	\$0
\$2,641,800	Total	\$2,569,989	\$2,569,989	\$0	\$0	\$0	\$0	\$0	\$0	\$0
More (Less) Than Prior Year Program:		(\$71,811)	(\$71,811)	\$0	\$0	\$0	\$0	\$0	\$0	\$0

B556100 BK-PC-01

Class: Watershed Protection & Restor.

FY2018

Council Approved

Project Status

1. Current status of this project: Active
2. Action taken in Current Fiscal Year: Design and Construction
3. Action required to complete this project: Design, Right of Way Acquisition, Construction and Performance

Change from Prior Year

1. Change in Name or Description: None
2. Change in Total Project Cost: None
3. Change in Scope: None
4. Change in Timing: None

Estimated Operating Budget Impact: Indeterminate

Initial Total Project Cost Estimate

FY 2014 \$2,641,800

Financial Activity

	Expended	Encumbered	Total
April 1, 2015	\$360,812	\$599,728	\$960,539
April 1, 2016	\$795,580	\$455,061	\$1,250,641

Prior Year Project Total	Funding	Project Total	Prior Approval	Budget FY2018	Capital Program (\$000)					Beyond 6 Years
					FY2019	FY2020	FY2021	FY2022	FY2023	
\$2,641,800	WPRF Bonds	\$2,569,989	\$2,569,989	\$0	\$0	\$0	\$0	\$0	\$0	\$0
\$2,641,800	Total	\$2,569,989	\$2,569,989	\$0	\$0	\$0	\$0	\$0	\$0	\$0
More (Less) Than Prior Year Program:		(\$71,811)	(\$71,811)	\$0	\$0	\$0	\$0	\$0	\$0	\$0

B556200 UP-ST-01

Class: Watershed Protection & Restor.

FY2018

Council Approved

Description

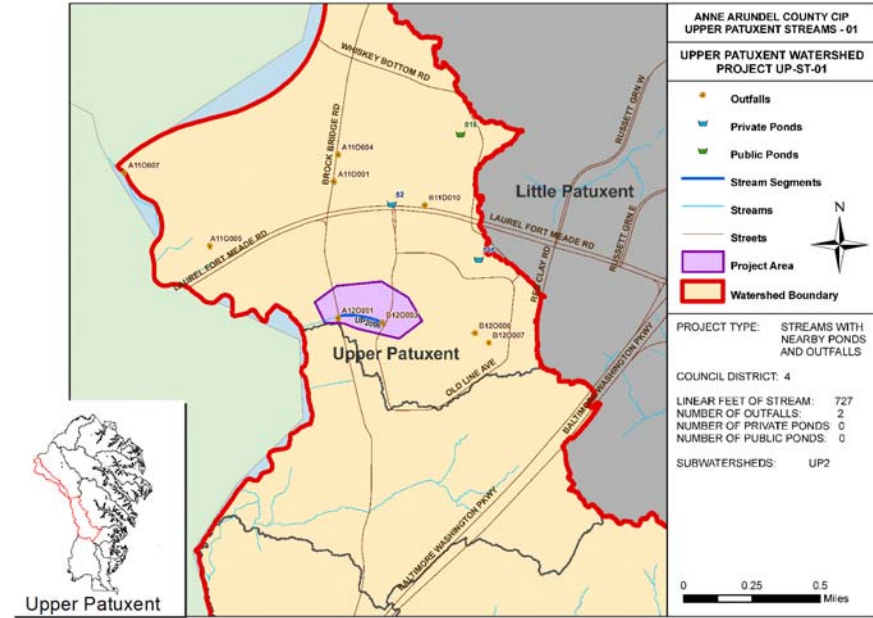
Upper Patuxent - Streams with Nearby Outfalls & Ponds - Project Group: 01 - Priority Rating: Red

This project is for the design and construction for stormwater management infrastructure improvements necessary to comply with Federal and State clean water requirements. This project includes restoration and improvements to approximately 2 Outfalls and 2 Stream Segments (727 Lineal Feet).

Benefit

Water Quality Improvement and Regulatory Compliance

Amendment History



Prior Year Project Total	Phase	Project Total	Prior Approval	Budget FY2018	Capital Program (\$000)					Beyond 6 Years
					FY2019	FY2020	FY2021	FY2022	FY2023	
\$631,100	Plans and Engineering	\$631,100	\$631,100	\$0	\$0	\$0	\$0	\$0	\$0	\$0
\$165,800	Land	\$165,800	\$165,800	\$0	\$0	\$0	\$0	\$0	\$0	\$0
\$0	Construction	\$0	\$0	\$0	\$0	\$0	\$0	\$0	\$0	\$0
\$55,800	Overhead	\$55,800	\$55,800	\$0	\$0	\$0	\$0	\$0	\$0	\$0
\$852,700	Total	\$852,700	\$852,700	\$0	\$0	\$0	\$0	\$0	\$0	\$0
More (Less) Than Prior Year Program:		\$0	\$0	\$0	\$0	\$0	\$0	\$0	\$0	\$0

B556200 UP-ST-01

Class: Watershed Protection & Restor.

FY2018

Council Approved

Project Status

1. Current status of this project: Active
2. Action taken in Current Fiscal Year: Design
3. Action required to complete this project: Design, Right of Way Acquisition, Construction and Performance

Change from Prior Year

1. Change in Name or Description: None
2. Change in Total Project Cost: None.
3. Change in Scope: None
4. Change in Timing: None

Estimated Operating Budget Impact: Indeterminate

Initial Total Project Cost Estimate

FY 2014 \$4,488,600

Financial Activity

	Expended	Encumbered	Total
April 1, 2015	\$4,774	\$124,193	\$128,967
April 1, 2016	\$145,518	\$36,935	\$182,453

Prior Year Project Total	Funding	Project Total	Prior Approval	Budget FY2018	Capital Program (\$000)					Beyond 6 Years
					FY2019	FY2020	FY2021	FY2022	FY2023	
\$852,700	WPRF Bonds	\$852,700	\$852,700	\$0	\$0	\$0	\$0	\$0	\$0	\$0
\$852,700	Total	\$852,700	\$852,700	\$0	\$0	\$0	\$0	\$0	\$0	\$0
More (Less) Than Prior Year Program:		\$0	\$0	\$0	\$0	\$0	\$0	\$0	\$0	\$0

B556300 UP-OF-01

Class: Watershed Protection & Restor.

FY2018

Council Approved

Description

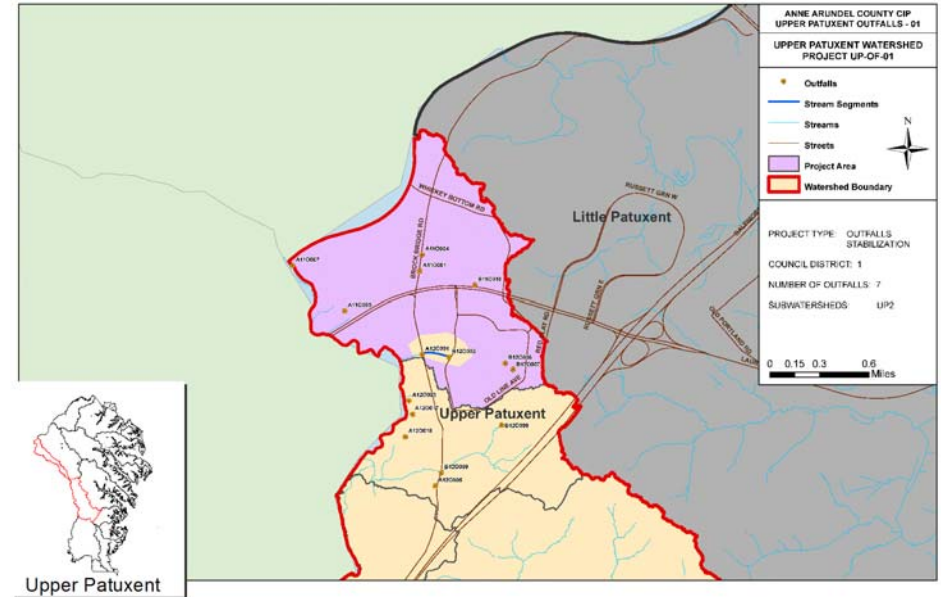
Upper Patuxent - Stand Alone Outfalls - Project Group: 01 - Priority Rating: Red

This project is for the design and construction for stormwater management infrastructure improvements necessary to comply with Federal and State clean water requirements. This project includes restoration and improvements to approximately 7 Outfalls.

Benefit

Water Quality Improvement and Regulatory Compliance

Amendment History



Prior Year Project Total	Phase	Project Total	Prior Approval	Budget FY2018	Capital Program (\$000)					Beyond 6 Years
					FY2019	FY2020	FY2021	FY2022	FY2023	
\$256,200	Plans and Engineering	\$656,200	\$256,200	\$400,000	\$0	\$0	\$0	\$0	\$0	\$0
\$52,500	Land	\$52,500	\$52,500	\$0	\$0	\$0	\$0	\$0	\$0	\$0
\$2,101,200	Construction	\$1,701,200	\$2,101,200	(\$400,000)	\$0	\$0	\$0	\$0	\$0	\$0
\$168,700	Overhead	\$168,700	\$168,700	\$0	\$0	\$0	\$0	\$0	\$0	\$0
\$2,578,600	Total	\$2,578,600	\$2,578,600	\$0	\$0	\$0	\$0	\$0	\$0	\$0
More (Less) Than Prior Year Program:		\$0	\$0	\$0	\$0	\$0	\$0	\$0	\$0	\$0

B556300 UP-OF-01

Class: Watershed Protection & Restor.

FY2018

Council Approved

Project Status

1. Current status of this project: Active
2. Action taken in Current Fiscal Year: Design
3. Action required to complete this project: Design, Right of Way Acquisition, Construction and Performance

Change from Prior Year

1. Change in Name or Description: None
2. Change in Total Project Cost: None
3. Change in Scope: None
4. Change in Timing: None

Estimated Operating Budget Impact: Indeterminate

Initial Total Project Cost Estimate

FY 2014 \$2,578,600

Financial Activity

	Expended	Encumbered	Total
April 1, 2015	\$19,773	\$33,392	\$53,165
April 1, 2016	\$56,655	\$2,837	\$59,492

Prior Year Project Total	Funding	Project Total	Prior Approval	Budget FY2018	Capital Program (\$000)					Beyond 6 Years
					FY2019	FY2020	FY2021	FY2022	FY2023	
\$2,578,600	WPRF Bonds	\$2,578,600	\$2,578,600	\$0	\$0	\$0	\$0	\$0	\$0	\$0
\$2,578,600	Total	\$2,578,600	\$2,578,600	\$0	\$0	\$0	\$0	\$0	\$0	\$0
More (Less) Than Prior Year Program:		\$0	\$0	\$0	\$0	\$0	\$0	\$0	\$0	\$0

B556400 UP-PP-01

Class: Watershed Protection & Restor.

FY2018

Council Approved

Description

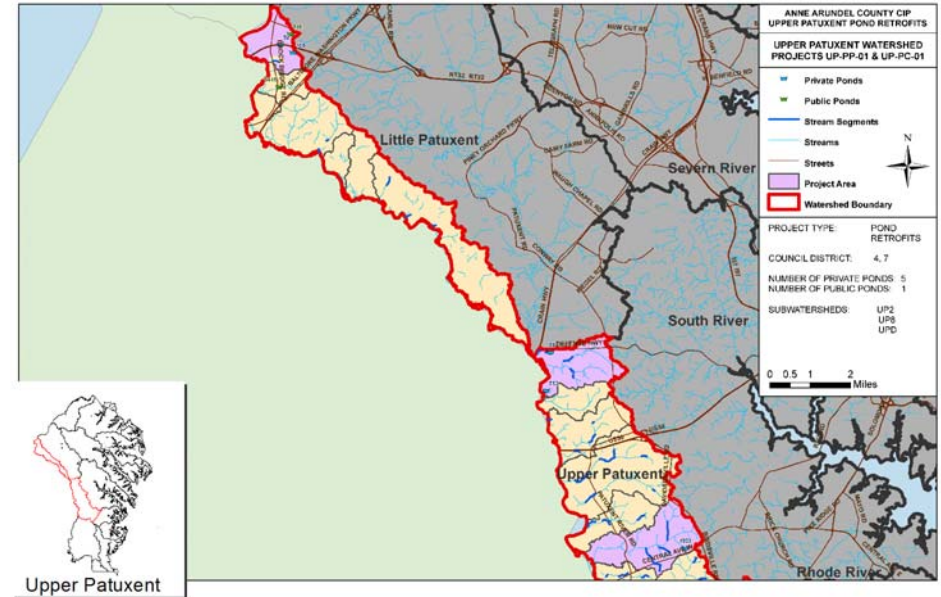
Upper Patuxent - Stand Alone Private Ponds - Project Group: 01 - Priority Rating: Red - Orange

This project is for the design and construction for stormwater management infrastructure improvements necessary to comply with Federal and State clean water requirements. This project includes restoration and improvements to approximately 5 Private Ponds

Benefit

Water Quality Improvement and Regulatory Compliance

Amendment History



Prior Year Project Total	Phase	Project Total	Prior Approval	Budget FY2018	Capital Program (\$000)					Beyond 6 Years
					FY2019	FY2020	FY2021	FY2022	FY2023	
\$102,400	Plans and Engineering	\$102,400	\$102,400	\$0	\$0	\$0	\$0	\$0	\$0	\$0
\$20,500	Land	\$20,500	\$20,500	\$0	\$0	\$0	\$0	\$0	\$0	\$0
\$819,600	Construction	\$819,600	\$819,600	\$0	\$0	\$0	\$0	\$0	\$0	\$0
\$66,000	Overhead	\$66,000	\$66,000	\$0	\$0	\$0	\$0	\$0	\$0	\$0
\$1,008,500	Total	\$1,008,500	\$1,008,500	\$0	\$0	\$0	\$0	\$0	\$0	\$0
More (Less) Than Prior Year Program:		\$0	\$0	\$0	\$0	\$0	\$0	\$0	\$0	\$0

B556400 UP-PP-01

Class: Watershed Protection & Restor.

FY2018

Council Approved

Project Status

1. Current status of this project: Active
2. Action taken in Current Fiscal Year: None.
3. Action required to complete this project: Design, Right of Way Acquisition, Construction and Performance

Change from Prior Year

1. Change in Name or Description: None
2. Change in Total Project Cost: None
3. Change in Scope: None
4. Change in Timing: None

Estimated Operating Budget Impact: Indeterminate

Initial Total Project Cost Estimate

FY 2014 \$1,008,500

Financial Activity

	Expended	Encumbered	Total
April 1, 2015	\$0	\$0	\$0
April 1, 2016	\$0	\$0	\$0

Prior Year Project Total	Funding	Project Total	Prior Approval	Budget FY2018	Capital Program (\$000)					Beyond 6 Years
					FY2019	FY2020	FY2021	FY2022	FY2023	
\$1,008,500	WPRF Bonds	\$1,008,500	\$1,008,500	\$0	\$0	\$0	\$0	\$0	\$0	\$0
\$1,008,500	Total	\$1,008,500	\$1,008,500	\$0	\$0	\$0	\$0	\$0	\$0	\$0
More (Less) Than Prior Year Program:		\$0	\$0	\$0	\$0	\$0	\$0	\$0	\$0	\$0

B556500 UP-PC-01

Class: Watershed Protection & Restor.

FY2018

Council Approved

Description

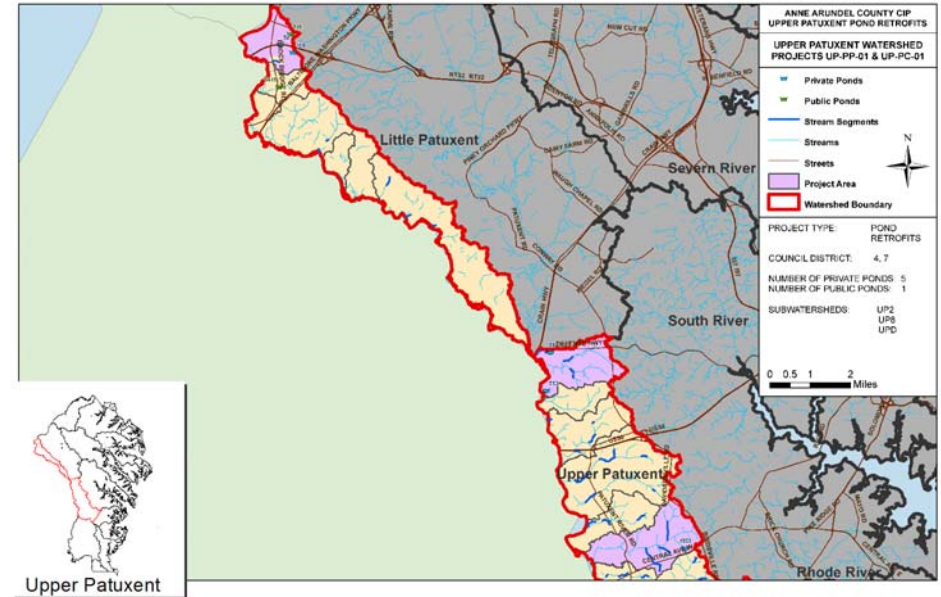
Upper Patuxent - Stand Alone Public Ponds - Project Group: 01 - Priority Rating: Red

This project is for the design and construction for stormwater management infrastructure improvements necessary to comply with Federal and State clean water requirements. This project includes restoration and improvements to approximately 1 Public Pond.

Benefit

Water Quality Improvement and Regulatory Compliance

Amendment History



Prior Year Project Total	Phase	Project Total	Prior Approval	Budget FY2018	Capital Program (\$000)					Beyond 6 Years
					FY2019	FY2020	FY2021	FY2022	FY2023	
\$75,000	Plans and Engineering	\$75,000	\$75,000	\$0	\$0	\$0	\$0	\$0	\$0	\$0
\$1,000	Land	\$1,000	\$1,000	\$0	\$0	\$0	\$0	\$0	\$0	\$0
\$384,300	Construction	\$384,300	\$384,300	\$0	\$0	\$0	\$0	\$0	\$0	\$0
\$30,400	Overhead	\$30,400	\$30,400	\$0	\$0	\$0	\$0	\$0	\$0	\$0
\$490,700	Total	\$490,700	\$490,700	\$0	\$0	\$0	\$0	\$0	\$0	\$0
More (Less) Than Prior Year Program:		\$0	\$0	\$0	\$0	\$0	\$0	\$0	\$0	\$0

B556500 UP-PC-01

Class: Watershed Protection & Restor.

FY2018

Council Approved

Project Status

1. Current status of this project: Active
2. Action taken in Current Fiscal Year: Design and construction
3. Action required to complete this project: Design, Right of Way Acquisition, Construction and Performance

Change from Prior Year

1. Change in Name or Description: None
2. Change in Total Project Cost: None
3. Change in Scope: None
4. Change in Timing: None

Estimated Operating Budget Impact: Indeterminate

Initial Total Project Cost Estimate

FY 2014 \$235,700

Financial Activity

	Expended	Encumbered	Total
April 1, 2015	\$78,782	\$352,052	\$430,834
April 1, 2016	\$462,741	\$36,208	\$498,949

Prior Year Project Total	Funding	Project Total	Prior Approval	Budget FY2018	Capital Program (\$000)					Beyond 6 Years
					FY2019	FY2020	FY2021	FY2022	FY2023	
\$490,700	WPRF Bonds	\$490,700	\$490,700	\$0	\$0	\$0	\$0	\$0	\$0	\$0
\$490,700	Total	\$490,700	\$490,700	\$0	\$0	\$0	\$0	\$0	\$0	\$0
More (Less) Than Prior Year Program:		\$0	\$0	\$0	\$0	\$0	\$0	\$0	\$0	\$0

B556700 LP-OF-01

Class: Watershed Protection & Restor.

FY2018

Council Approved

Description

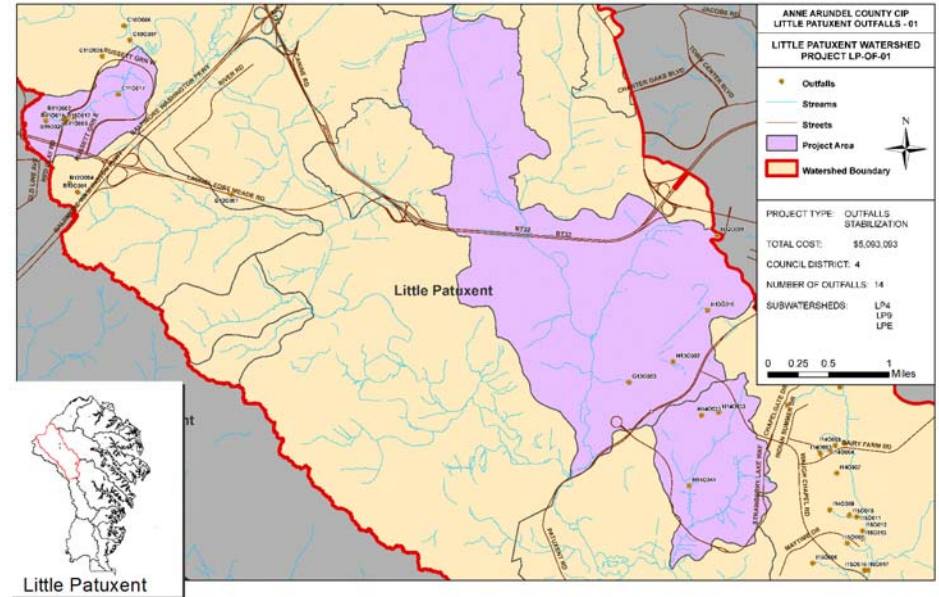
Little Patuxent - Stand Alone Outfalls - Project Group: 01 - Priority Rating: Red - Orange

This project is for the design and construction for stormwater management infrastructure improvements necessary to comply with Federal and State clean water requirements. This project includes restoration and improvements to approximately 14 Outfalls.

Benefit

Water Quality Improvement and Regulatory Compliance

Amendment History



Prior Year Project Total	Phase	Project Total	Prior Approval	Budget FY2018	Capital Program (\$000)					Beyond 6 Years
					FY2019	FY2020	FY2021	FY2022	FY2023	
\$543,600	Plans and Engineering	\$543,600	\$543,600	\$0	\$0	\$0	\$0	\$0	\$0	\$0
\$108,700	Land	\$108,700	\$108,700	\$0	\$0	\$0	\$0	\$0	\$0	\$0
\$4,148,600	Construction	\$4,148,600	\$4,148,600	\$0	\$0	\$0	\$0	\$0	\$0	\$0
\$350,100	Overhead	\$350,100	\$350,100	\$0	\$0	\$0	\$0	\$0	\$0	\$0
\$5,151,000	Total	\$5,151,000	\$5,151,000	\$0	\$0	\$0	\$0	\$0	\$0	\$0
More (Less) Than Prior Year Program:		\$0	\$0	\$0	\$0	\$0	\$0	\$0	\$0	\$0

B556700 LP-OF-01

Class: Watershed Protection & Restor.

FY2018

Council Approved

Project Status

1. Current status of this project: Active
2. Action taken in Current Fiscal Year: Design
3. Action required to complete this project: Design, Right of Way Acquisition, Construction and Performance

Change from Prior Year

1. Change in Name or Description: None
2. Change in Total Project Cost: None.
3. Change in Scope: None
4. Change in Timing: None.

Estimated Operating Budget Impact: Indeterminate

Initial Total Project Cost Estimate

FY 2014 \$5,351,000

Financial Activity

	Expended	Encumbered	Total
April 1, 2015	\$0	\$0	\$0
April 1, 2016	\$2,218	\$0	\$2,218

Prior Year Project Total	Funding	Project Total	Prior Approval	Budget FY2018	Capital Program (\$000)					Beyond 6 Years
					FY2019	FY2020	FY2021	FY2022	FY2023	
\$5,151,000	WPRF Bonds	\$5,151,000	\$5,151,000	\$0	\$0	\$0	\$0	\$0	\$0	\$0
\$5,151,000	Total	\$5,151,000	\$5,151,000	\$0	\$0	\$0	\$0	\$0	\$0	\$0
More (Less) Than Prior Year Program:		\$0	\$0	\$0	\$0	\$0	\$0	\$0	\$0	\$0

B556800 LP-OF-02

Class: Watershed Protection & Restor.

FY2018

Council Approved

Description

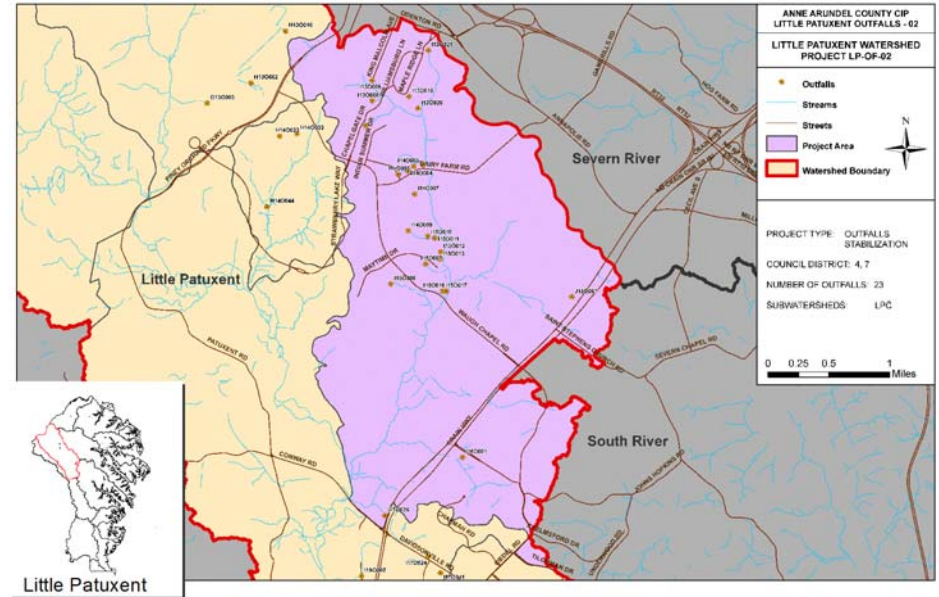
Little Patuxent - Stand Alone Outfalls - Project Group: 02 - Priority Rating: Red

This project is for the design and construction for stormwater management infrastructure improvements necessary to comply with Federal and State clean water requirements. This project includes restoration and improvements to approximately 23 Outfalls.

Benefit

Water Quality Improvement and Regulatory Compliance

Amendment History



Prior Year Project Total	Phase	Project Total	Prior Approval	Budget FY2018	Capital Program (\$000)					Beyond 6 Years
					FY2019	FY2020	FY2021	FY2022	FY2023	
\$894,100	Plans and Engineering	\$1,794,100	\$894,100	\$900,000	\$0	\$0	\$0	\$0	\$0	\$0
\$178,800	Land	\$178,800	\$178,800	\$0	\$0	\$0	\$0	\$0	\$0	\$0
\$7,127,500	Construction	\$6,227,500	\$7,127,500	(\$900,000)	\$0	\$0	\$0	\$0	\$0	\$0
\$575,800	Overhead	\$575,800	\$575,800	\$0	\$0	\$0	\$0	\$0	\$0	\$0
\$8,776,200	Total	\$8,776,200	\$8,776,200	\$0	\$0	\$0	\$0	\$0	\$0	\$0
More (Less) Than Prior Year Program:		\$0	\$0	\$0	\$0	\$0	\$0	\$0	\$0	\$0

B556800 LP-OF-02

Class: Watershed Protection & Restor.

FY2018

Council Approved

Project Status

1. Current status of this project: Active
2. Action taken in Current Fiscal Year: Design
3. Action required to complete this project: Design, Right of Way Acquisition, Construction and Performance

Change from Prior Year

1. Change in Name or Description: None
2. Change in Total Project Cost: None.
3. Change in Scope: None
4. Change in Timing: None.

Estimated Operating Budget Impact: Indeterminate

Initial Total Project Cost Estimate

FY 2014 \$8,801,200

Financial Activity

	Expended	Encumbered	Total
April 1, 2015	\$75,391	\$532,549	\$607,940
April 1, 2016	\$634,377	\$234,392	\$868,769

Prior Year Project Total	Funding	Project Total	Prior Approval	Budget FY2018	Capital Program (\$000)					Beyond 6 Years
					FY2019	FY2020	FY2021	FY2022	FY2023	
\$8,776,200	WPRF Bonds	\$8,776,200	\$8,776,200	\$0	\$0	\$0	\$0	\$0	\$0	\$0
\$8,776,200	Total	\$8,776,200	\$8,776,200	\$0	\$0	\$0	\$0	\$0	\$0	\$0
More (Less) Than Prior Year Program:		\$0	\$0	\$0	\$0	\$0	\$0	\$0	\$0	\$0

B556900 LP-OF-03

Class: Watershed Protection & Restor.

FY2018

Council Approved

Description

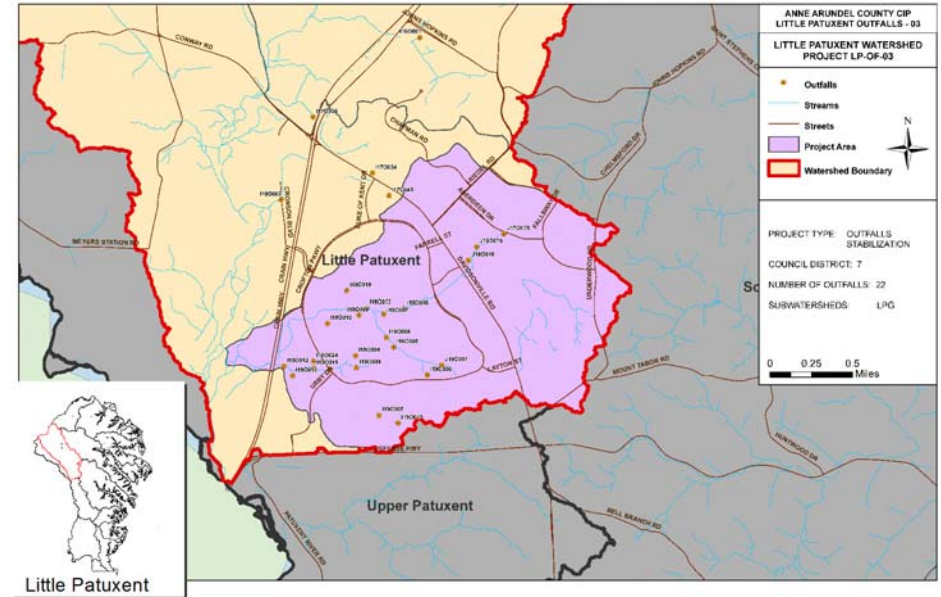
Little Patuxent - Stand Alone Outfalls - Project Group: 03 - Priority Rating: Red

This project is for the design and construction for stormwater management infrastructure improvements necessary to comply with Federal and State clean water requirements. This project includes restoration and improvements to approximately 22 Outfalls.

Benefit

Water Quality Improvement and Regulatory Compliance

Amendment History



Prior Year Project Total	Phase	Project Total	Prior Approval	Budget FY2018	Capital Program (\$000)					Beyond 6 Years
					FY2019	FY2020	FY2021	FY2022	FY2023	
\$798,700	Plans and Engineering	\$1,698,700	\$798,700	\$900,000	\$0	\$0	\$0	\$0	\$0	\$0
\$159,700	Land	\$159,700	\$159,700	\$0	\$0	\$0	\$0	\$0	\$0	\$0
\$6,389,900	Construction	\$5,489,900	\$6,389,900	(\$900,000)	\$0	\$0	\$0	\$0	\$0	\$0
\$514,400	Overhead	\$514,400	\$514,400	\$0	\$0	\$0	\$0	\$0	\$0	\$0
\$7,862,700	Total	\$7,862,700	\$7,862,700	\$0	\$0	\$0	\$0	\$0	\$0	\$0
More (Less) Than Prior Year Program:		\$0	\$0	\$0	\$0	\$0	\$0	\$0	\$0	\$0

B556900 LP-OF-03

Class: Watershed Protection & Restor.

FY2018

Council Approved

Project Status

1. Current status of this project: Active
2. Action taken in Current Fiscal Year: Design
3. Action required to complete this project: Design, Right of Way Acquisition, Construction and Performance

Change from Prior Year

1. Change in Name or Description: None
2. Change in Total Project Cost: None
3. Change in Scope: None
4. Change in Timing: None

Estimated Operating Budget Impact: Indeterminate

Initial Total Project Cost Estimate

FY 2014 \$7,862,700

Financial Activity

	Expended	Encumbered	Total
April 1, 2015	\$20,432	\$409,187	\$429,619
April 1, 2016	\$226,271	\$594,102	\$820,373

Prior Year Project Total	Funding	Project Total	Prior Approval	Budget FY2018	Capital Program (\$000)					Beyond 6 Years
					FY2019	FY2020	FY2021	FY2022	FY2023	
\$7,862,700	WPRF Bonds	\$7,862,700	\$7,862,700	\$0	\$0	\$0	\$0	\$0	\$0	\$0
\$7,862,700	Total	\$7,862,700	\$7,862,700	\$0	\$0	\$0	\$0	\$0	\$0	\$0
More (Less) Than Prior Year Program:		\$0	\$0	\$0	\$0	\$0	\$0	\$0	\$0	\$0

B557000 LP-PP-01

Class: Watershed Protection & Restor.

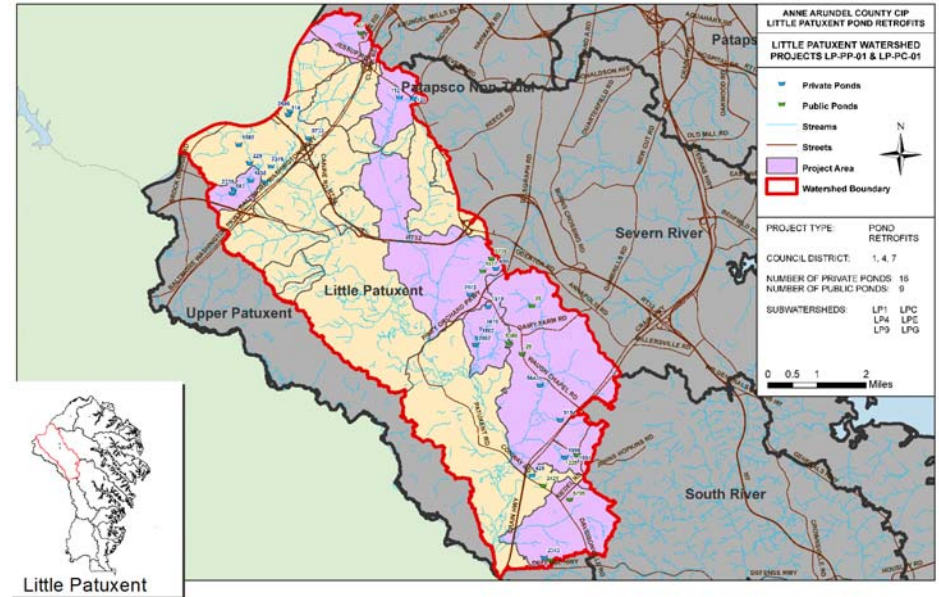
FY2018

Council Approved

Description

Little Patuxent - Stand Alone Private Ponds - Project Group: 01 - Priority Rating: Red - Orange

This project is for the design and construction for stormwater management infrastructure improvements necessary to comply with Federal and State clean water requirements. This project includes restoration and improvements to approximately 16 Private Ponds



Benefit

Water Quality Improvement and Regulatory Compliance

Amendment History

Prior Year Project Total	Phase	Project Total	Prior Approval	Budget FY2018	Capital Program (\$000)					Beyond 6 Years
					FY2019	FY2020	FY2021	FY2022	FY2023	
\$225,000	Plans and Engineering	\$225,000	\$225,000	\$0	\$0	\$0	\$0	\$0	\$0	\$0
\$15,000	Land	\$15,000	\$15,000	\$0	\$0	\$0	\$0	\$0	\$0	\$0
\$1,200,000	Construction	\$1,200,000	\$1,200,000	\$0	\$0	\$0	\$0	\$0	\$0	\$0
\$135,000	Overhead	\$135,000	\$135,000	\$0	\$0	\$0	\$0	\$0	\$0	\$0
\$1,575,000	Total	\$1,575,000	\$1,575,000	\$0	\$0	\$0	\$0	\$0	\$0	\$0
More (Less) Than Prior Year Program:		\$0	\$0	\$0	\$0	\$0	\$0	\$0	\$0	\$0

B557000 LP-PP-01

Class: Watershed Protection & Restor.

FY2018

Council Approved

Project Status

1. Current status of this project: Active
2. Action taken in Current Fiscal Year: None
3. Action required to complete this project: Design, Right of Way Acquisition, Construction and Performance

Change from Prior Year

1. Change in Name or Description: None
2. Change in Total Project Cost: None.
3. Change in Scope: None
4. Change in Timing: None.

Estimated Operating Budget Impact: Indeterminate

Initial Total Project Cost Estimate

FY 2014 \$780,900

Financial Activity

Expended	Encumbered	Total
April 1, 2015	\$0	\$0
April 1, 2016	\$0	\$0

Prior Year Project Total	Funding	Project Total	Prior Approval	Budget FY2018	Capital Program (\$000)					Beyond 6 Years
					FY2019	FY2020	FY2021	FY2022	FY2023	
\$1,575,000	WPRF Bonds	\$1,575,000	\$1,575,000	\$0	\$0	\$0	\$0	\$0	\$0	\$0
\$1,575,000	Total	\$1,575,000	\$1,575,000	\$0	\$0	\$0	\$0	\$0	\$0	\$0
More (Less) Than Prior Year Program:		\$0	\$0	\$0	\$0	\$0	\$0	\$0	\$0	\$0

B557100 LP-PC-01

Class: Watershed Protection & Restor.

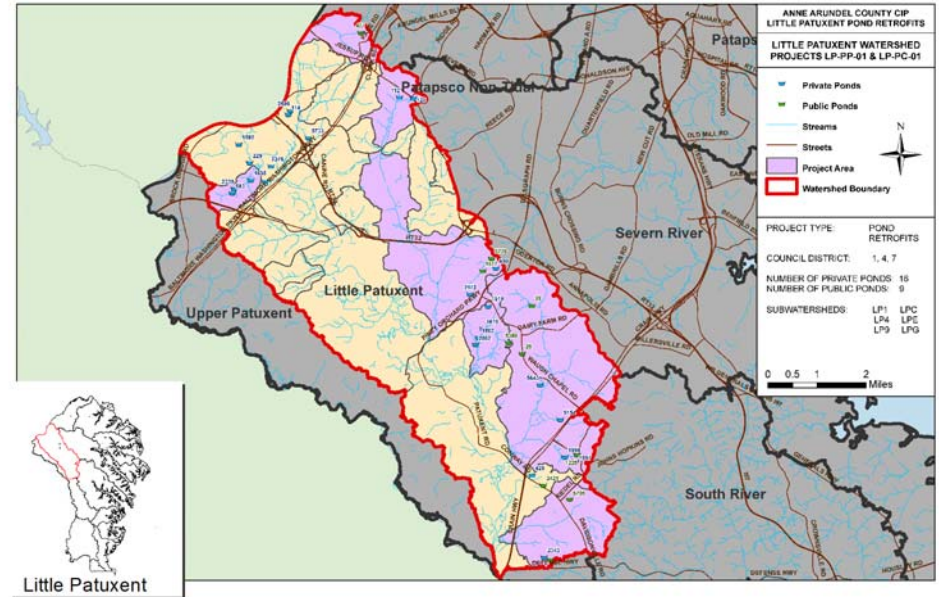
FY2018

Council Approved

Description

Little Patuxent - Stand Alone Public Ponds - Project Group: 01 - Priority Rating: Red - Orange

This project is for the design and construction for stormwater management infrastructure improvements necessary to comply with Federal and State clean water requirements. This project includes restoration and improvements to approximately 9 Public Ponds.



Benefit

Water Quality Improvement and Regulatory Compliance

Amendment History

Prior Year Project Total	Phase	Project Total	Prior Approval	Budget FY2018	Capital Program (\$000)					Beyond 6 Years	
					FY2019	FY2020	FY2021	FY2022	FY2023		
\$237,400	Plans and Engineering	\$237,400	\$237,400	\$0	\$0	\$0	\$0	\$0	\$0	\$0	\$0
\$1,000	Land	\$1,000	\$1,000	\$0	\$0	\$0	\$0	\$0	\$0	\$0	\$0
\$1,897,900	Construction	\$1,897,900	\$1,897,900	\$0	\$0	\$0	\$0	\$0	\$0	\$0	\$0
\$149,500	Overhead	\$149,500	\$149,500	\$0	\$0	\$0	\$0	\$0	\$0	\$0	\$0
\$2,285,800	Total	\$2,285,800	\$2,285,800	\$0	\$0	\$0	\$0	\$0	\$0	\$0	\$0
More (Less) Than Prior Year Program:		\$0	\$0	\$0	\$0	\$0	\$0	\$0	\$0	\$0	\$0

B557100 LP-PC-01

Class: Watershed Protection & Restor.

FY2018

Council Approved

Project Status

1. Current status of this project: Active
2. Action taken in Current Fiscal Year: Design and construction
3. Action required to complete this project: Design, Right of Way Acquisition, Construction and Performance

Change from Prior Year

1. Change in Name or Description: None
2. Change in Total Project Cost: None
3. Change in Scope: None
4. Change in Timing: None

Estimated Operating Budget Impact: Indeterminate

Initial Total Project Cost Estimate

FY 2014 \$2,285,800

Financial Activity

	Expended	Encumbered	Total
April 1, 2015	\$177,020	\$336,761	\$513,782
April 1, 2016	\$706,112	\$256,300	\$962,412

Prior Year Project Total	Funding	Project Total	Prior Approval	Budget FY2018	Capital Program (\$000)					Beyond 6 Years
					FY2019	FY2020	FY2021	FY2022	FY2023	
\$2,285,800	WPRF Bonds	\$2,285,800	\$2,285,800	\$0	\$0	\$0	\$0	\$0	\$0	\$0
\$2,285,800	Total	\$2,285,800	\$2,285,800	\$0	\$0	\$0	\$0	\$0	\$0	\$0
More (Less) Than Prior Year Program:		\$0	\$0	\$0	\$0	\$0	\$0	\$0	\$0	\$0

B557700 SE-ST-01

Class: Watershed Protection & Restor.

FY2018

Council Approved

Description

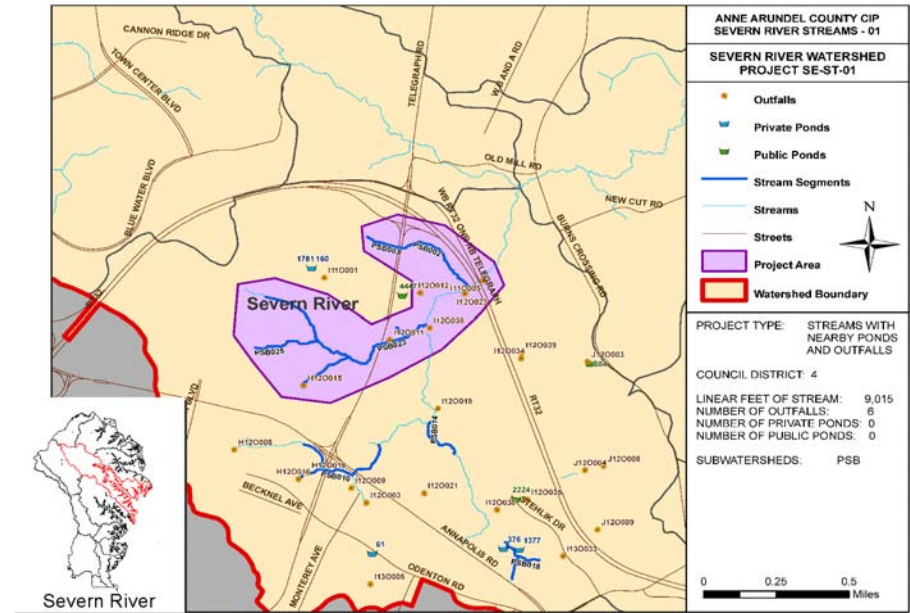
Severn River - Streams with Nearby Outfalls & Ponds - Project Group: 01 - Priority Rating: Red

This project is for the design and construction for stormwater management infrastructure improvements necessary to comply with Federal and State clean water requirements. This project includes restoration and improvements to approximately 6 Outfalls and 6 Stream Segments (9,015 Lineal Feet).

Benefit

Water Quality Improvement and Regulatory Compliance

Amendment History



Prior Year Project Total	Phase	Project Total	Prior Approval	Budget FY2018	Capital Program (\$000)					Beyond 6 Years
					FY2019	FY2020	FY2021	FY2022	FY2023	
\$964,000	Plans and Engineering	\$964,000	\$964,000	\$0	\$0	\$0	\$0	\$0	\$0	\$0
\$243,200	Land	\$243,200	\$243,200	\$0	\$0	\$0	\$0	\$0	\$0	\$0
\$10,000	Construction	\$10,000	\$10,000	\$0	\$0	\$0	\$0	\$0	\$0	\$0
\$85,200	Overhead	\$85,200	\$85,200	\$0	\$0	\$0	\$0	\$0	\$0	\$0
\$1,302,400	Total	\$1,302,400	\$1,302,400	\$0	\$0	\$0	\$0	\$0	\$0	\$0
More (Less) Than Prior Year Program:		\$0	\$0	\$0	\$0	\$0	\$0	\$0	\$0	\$0

B557700 SE-ST-01

Class: Watershed Protection & Restor.

FY2018

Council Approved

Project Status

1. Current status of this project: Active
2. Action taken in Current Fiscal Year: Design
3. Action required to complete this project: Design, Right of Way Acquisition, Construction and Performance

Change from Prior Year

1. Change in Name or Description: None
2. Change in Total Project Cost: None.
3. Change in Scope: None
4. Change in Timing: None

Estimated Operating Budget Impact: Indeterminate

Initial Total Project Cost Estimate

FY 2014 \$6,856,300

Financial Activity

	Expended	Encumbered	Total
April 1, 2015	\$3,121	\$0	\$3,121
April 1, 2016	\$4,876	\$0	\$4,876

Prior Year Project Total	Funding	Project Total	Prior Approval	Budget FY2018	Capital Program (\$000)					Beyond 6 Years
					FY2019	FY2020	FY2021	FY2022	FY2023	
\$1,302,400	WPRF Bonds	\$1,302,400	\$1,302,400	\$0	\$0	\$0	\$0	\$0	\$0	\$0
\$1,302,400	Total	\$1,302,400	\$1,302,400	\$0	\$0	\$0	\$0	\$0	\$0	\$0
More (Less) Than Prior Year Program:		\$0	\$0	\$0	\$0	\$0	\$0	\$0	\$0	\$0

B557800 SE-ST-02

Class: Watershed Protection & Restor.

FY2018

Council Approved

Description

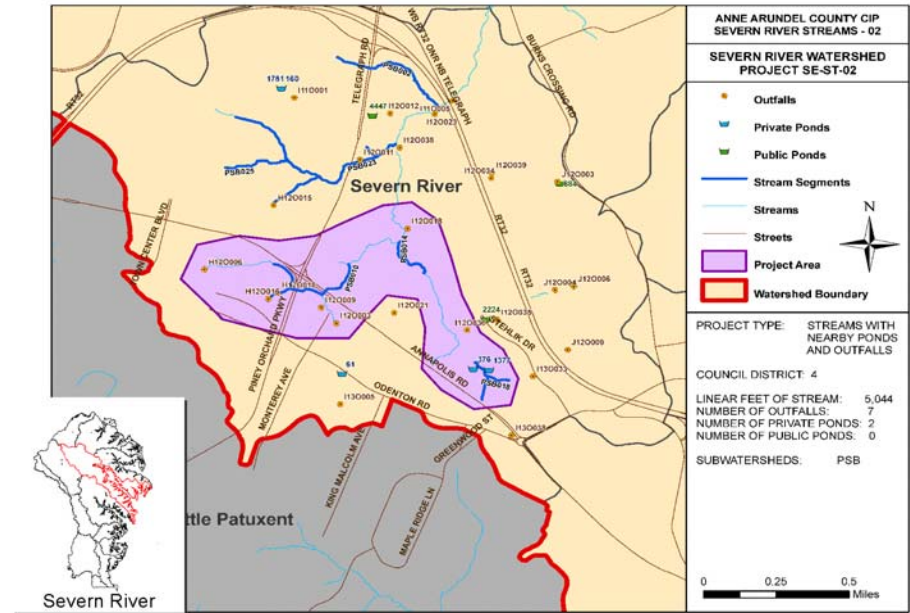
Severn River - Streams with Nearby Outfalls & Ponds - Project Group: 02 - Priority Rating: Red

This project is for the design and construction for stormwater management infrastructure improvements necessary to comply with Federal and State clean water requirements. This project includes restoration and improvements to approximately 7 Outfalls, 2 Private Ponds and 5 Stream Segments (5,044 Lineal Feet).

Benefit

Water Quality Improvement and Regulatory Compliance

Amendment History



Prior Year Project Total	Phase	Project Total	Prior Approval	Budget FY2018	Capital Program (\$000)					Beyond 6 Years
					FY2019	FY2020	FY2021	FY2022	FY2023	
\$881,800	Plans and Engineering	\$1,031,800	\$881,800	\$150,000	\$0	\$0	\$0	\$0	\$0	\$0
\$221,600	Land	\$71,600	\$221,600	(\$150,000)	\$0	\$0	\$0	\$0	\$0	\$0
\$10,000	Construction	\$10,000	\$10,000	\$0	\$0	\$0	\$0	\$0	\$0	\$0
\$77,900	Overhead	\$77,900	\$77,900	\$0	\$0	\$0	\$0	\$0	\$0	\$0
\$1,191,300	Total	\$1,191,300	\$1,191,300	\$0	\$0	\$0	\$0	\$0	\$0	\$0
More (Less) Than Prior Year Program:		\$0	\$0	\$0	\$0	\$0	\$0	\$0	\$0	\$0

B557800 SE-ST-02

Class: Watershed Protection & Restor.

FY2018

Council Approved

Project Status

1. Current status of this project: Active
2. Action taken in Current Fiscal Year: Design
3. Action required to complete this project: Design, Right of Way Acquisition, Construction, & Performance.

Change from Prior Year

1. Change in Name or Description: None
2. Change in Total Project Cost: None.
3. Change in Scope: None
4. Change in Timing: None

Estimated Operating Budget Impact: Indeterminate

Initial Total Project Cost Estimate

FY 2014 \$6,271,900

Financial Activity

	Expended	Encumbered	Total
April 1, 2015	\$60,690	\$369,514	\$430,204
April 1, 2016	\$261,326	\$233,269	\$494,595

Prior Year Project Total	Funding	Project Total	Prior Approval	Budget FY2018	Capital Program (\$000)					Beyond 6 Years
					FY2019	FY2020	FY2021	FY2022	FY2023	
\$1,191,300	WPRF Bonds	\$1,191,300	\$1,191,300	\$0	\$0	\$0	\$0	\$0	\$0	\$0
\$1,191,300	Total	\$1,191,300	\$1,191,300	\$0	\$0	\$0	\$0	\$0	\$0	\$0
More (Less) Than Prior Year Program:		\$0	\$0	\$0	\$0	\$0	\$0	\$0	\$0	\$0

B557900 SE-OF-01

Class: Watershed Protection & Restor.

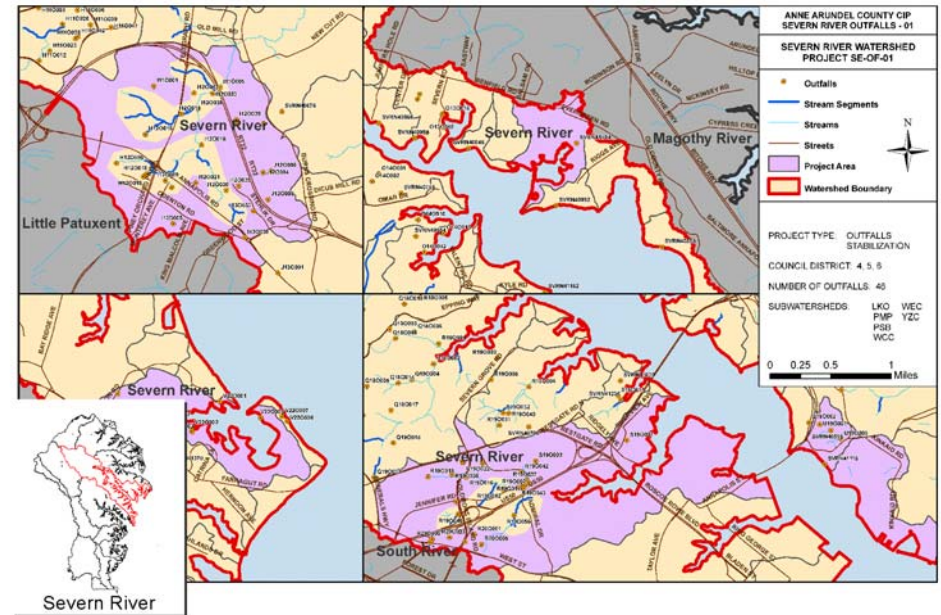
FY2018

Council Approved

Description

Severn River - Stand Alone Outfalls - Project Group: 01 - Priority Rating: Red

This project is for the design and construction for stormwater management infrastructure improvements necessary to comply with Federal and State clean water requirements. This project includes restoration and improvements to approximately 46 Outfalls.



Benefit

Water Quality Improvement and Regulatory Compliance

Amendment History

Prior Year Project Total	Phase	Project Total	Prior Approval	Budget FY2018	Capital Program (\$000)					Beyond 6 Years
					FY2019	FY2020	FY2021	FY2022	FY2023	
\$526,500	Plans and Engineering	\$282,300	\$282,300	\$0	\$0	\$0	\$0	\$0	\$0	\$0
\$105,300	Land	\$40,000	\$40,000	\$0	\$0	\$0	\$0	\$0	\$0	\$0
\$4,211,800	Construction	\$2,901,400	\$2,901,400	\$0	\$0	\$0	\$0	\$0	\$0	\$0
\$339,000	Overhead	\$225,700	\$225,700	\$0	\$0	\$0	\$0	\$0	\$0	\$0
\$5,182,600	Total	\$3,449,400	\$3,449,400	\$0	\$0	\$0	\$0	\$0	\$0	\$0
More (Less) Than Prior Year Program:		(\$1,733,200)	(\$1,733,200)	\$0	\$0	\$0	\$0	\$0	\$0	\$0

B557900 SE-OF-01

Class: Watershed Protection & Restor.

FY2018

Council Approved

Project Status

1. Current status of this project: Active
2. Action taken in Current Fiscal Year: Design and Construction
3. Action required to complete this project: Design, Right of Way Acquisition, Construction and Performance

Change from Prior Year

1. Change in Name or Description: None
2. Change in Total Project Cost: None
3. Change in Scope: None
4. Change in Timing: None

Estimated Operating Budget Impact: Indeterminate

Initial Total Project Cost Estimate

FY 2014 \$5,182,600

Financial Activity

	Expended	Encumbered	Total
April 1, 2015	\$8,582	\$0	\$8,582
April 1, 2016	\$901,928	\$343,840	\$1,245,767

Prior Year Project Total	Funding	Project Total	Prior Approval	Budget FY2018	Capital Program (\$000)					Beyond 6 Years
					FY2019	FY2020	FY2021	FY2022	FY2023	
\$5,182,600	WPRF Bonds	\$3,449,400	\$3,449,400	\$0	\$0	\$0	\$0	\$0	\$0	\$0
\$5,182,600	Total	\$3,449,400	\$3,449,400	\$0	\$0	\$0	\$0	\$0	\$0	\$0
More (Less) Than Prior Year Program:		(\$1,733,200)	(\$1,733,200)	\$0	\$0	\$0	\$0	\$0	\$0	\$0

B558000 SE-PP-01

Class: Watershed Protection & Restor.

FY2018

Council Approved

Description

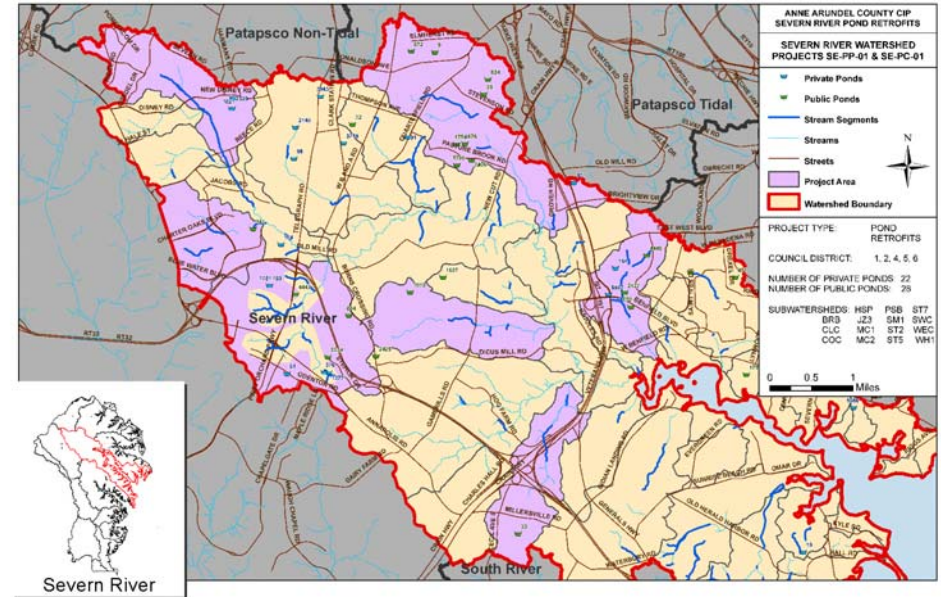
Severn River - Stand Alone Private Ponds - Project Group: 01 - Priority Rating: Red - Orange

This project is for the design and construction for stormwater management infrastructure improvements necessary to comply with Federal and State clean water requirements. This project includes restoration and improvements to approximately 22 Private Ponds.

Benefit

Water Quality Improvement and Regulatory Compliance

Amendment History



Prior Year Project Total	Phase	Project Total	Prior Approval	Budget FY2018	Capital Program (\$000)					Beyond 6 Years
					FY2019	FY2020	FY2021	FY2022	FY2023	
\$348,400	Plans and Engineering	\$348,400	\$348,400	\$0	\$0	\$0	\$0	\$0	\$0	\$0
\$69,700	Land	\$69,700	\$69,700	\$0	\$0	\$0	\$0	\$0	\$0	\$0
\$2,757,600	Construction	\$2,757,600	\$2,757,600	\$0	\$0	\$0	\$0	\$0	\$0	\$0
\$224,400	Overhead	\$224,400	\$224,400	\$0	\$0	\$0	\$0	\$0	\$0	\$0
\$3,400,100	Total	\$3,400,100	\$3,400,100	\$0	\$0	\$0	\$0	\$0	\$0	\$0
More (Less) Than Prior Year Program:		\$0	\$0	\$0	\$0	\$0	\$0	\$0	\$0	\$0

B558000 SE-PP-01

Class: Watershed Protection & Restor.

FY2018

Council Approved

Project Status

1. Current status of this project: Active
2. Action taken in Current Fiscal Year: Design
3. Action required to complete this project: Design, Right of Way Acquisition, Construction and Performance

Change from Prior Year

1. Change in Name or Description: None
2. Change in Total Project Cost: None.
3. Change in Scope: None
4. Change in Timing: None

Estimated Operating Budget Impact: Indeterminate

Initial Total Project Cost Estimate

FY 2014 \$3,430,100

Financial Activity

	Expended	Encumbered	Total
April 1, 2015	\$200,833	\$655,236	\$856,069
April 1, 2016	\$823,153	\$443,547	\$1,266,700

Prior Year Project Total	Funding	Project Total	Prior Approval	Budget FY2018	Capital Program (\$000)					Beyond 6 Years
					FY2019	FY2020	FY2021	FY2022	FY2023	
\$3,400,100	WPRF Bonds	\$3,400,100	\$3,400,100	\$0	\$0	\$0	\$0	\$0	\$0	\$0
\$3,400,100	Total	\$3,400,100	\$3,400,100	\$0	\$0	\$0	\$0	\$0	\$0	\$0
More (Less) Than Prior Year Program:		\$0	\$0	\$0	\$0	\$0	\$0	\$0	\$0	\$0

B558100 SE-PC-01

Class: Watershed Protection & Restor.

FY2018

Council Approved

Description

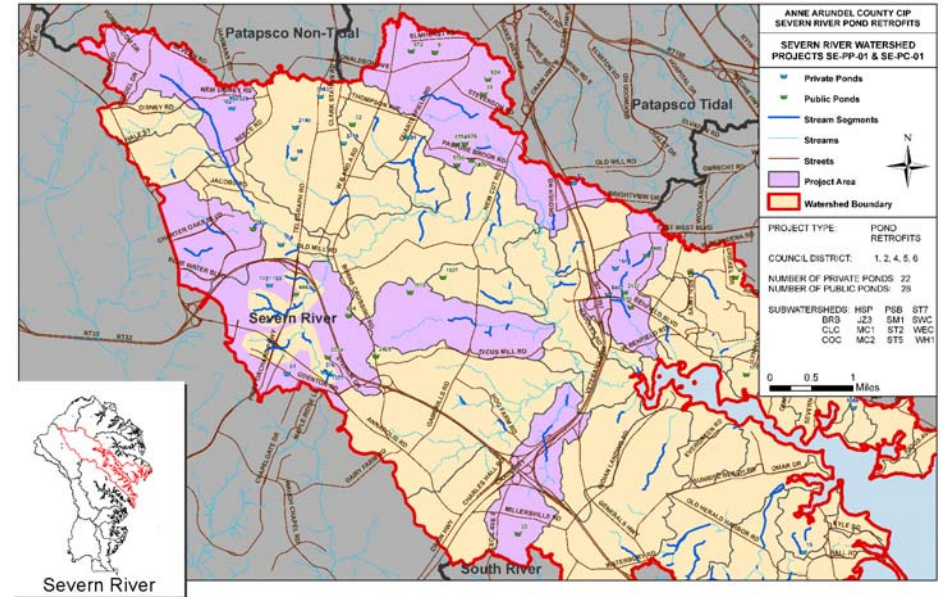
Severn River - Stand Alone Public Ponds - Project Group: 01 - Priority Rating: Red - Orange

This project is for the design and construction for stormwater management infrastructure improvements necessary to comply with Federal and State clean water requirements. This project includes restoration and improvements to approximately 28 Public Ponds.

Benefit

Water Quality Improvement and Regulatory Compliance

Amendment History



Prior Year Project Total	Phase	Project Total	Prior Approval	Budget FY2018	Capital Program (\$000)					Beyond 6 Years
					FY2019	FY2020	FY2021	FY2022	FY2023	
\$843,500	Plans and Engineering	\$688,939	\$688,939	\$0	\$0	\$0	\$0	\$0	\$0	\$0
\$1,000	Land	\$1,000	\$1,000	\$0	\$0	\$0	\$0	\$0	\$0	\$0
\$6,686,700	Construction	\$6,686,700	\$6,686,700	\$0	\$0	\$0	\$0	\$0	\$0	\$0
\$531,400	Overhead	\$524,501	\$524,501	\$0	\$0	\$0	\$0	\$0	\$0	\$0
\$8,062,600	Total	\$7,901,141	\$7,901,141	\$0	\$0	\$0	\$0	\$0	\$0	\$0
More (Less) Than Prior Year Program:		(\$161,459)	(\$161,459)	\$0	\$0	\$0	\$0	\$0	\$0	\$0

B558100 SE-PC-01

Class: Watershed Protection & Restor.

FY2018

Council Approved

Project Status

1. Current status of this project: Active
2. Action taken in Current Fiscal Year: Design and Right of Way Acquisition
3. Action required to complete this project: Design, Right of Way Acquisition, Construction and Performance

Change from Prior Year

1. Change in Name or Description: None
2. Change in Total Project Cost: None.
3. Change in Scope: None
4. Change in Timing: None.

Estimated Operating Budget Impact: Indeterminate

Initial Total Project Cost Estimate

FY 2014 \$8,122,600

Financial Activity

	Expended	Encumbered	Total
April 1, 2015	\$1,225,335	\$484,407	\$1,709,743
April 1, 2016	\$2,088,614	\$354,950	\$2,443,564

Prior Year Project Total	Funding	Project Total	Prior Approval	Budget FY2018	Capital Program (\$000)					Beyond 6 Years
					FY2019	FY2020	FY2021	FY2022	FY2023	
\$8,062,600	WPRF Bonds	\$7,901,141	\$7,901,141	\$0	\$0	\$0	\$0	\$0	\$0	\$0
\$8,062,600	Total	\$7,901,141	\$7,901,141	\$0	\$0	\$0	\$0	\$0	\$0	\$0
More (Less) Than Prior Year Program:		(\$161,459)	(\$161,459)	\$0	\$0	\$0	\$0	\$0	\$0	\$0

B558200 SE-ST-03

Class: Watershed Protection & Restor.

FY2018

Council Approved

Description

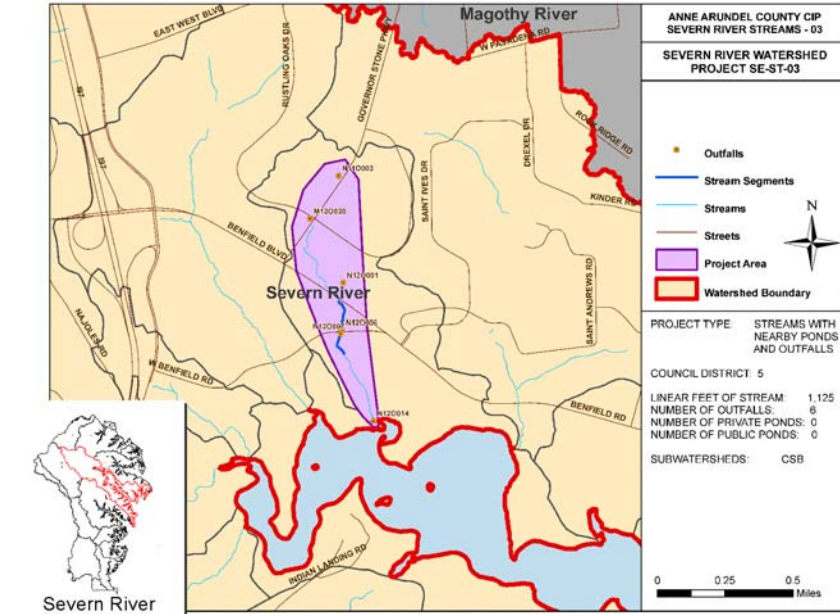
Severn River - Streams with Nearby Outfalls & Ponds - Project Group: 03 - Priority Rating: Red

This project is for the design and construction for stormwater management infrastructure improvements necessary to comply with Federal and State clean water requirements. This project includes restoration and improvements to approximately 6 Outfalls and 1 Stream Segment (1,125 Lineal Feet).

Benefit

Water Quality Improvement and Regulatory Compliance

Amendment History



Prior Year Project Total	Phase	Project Total	Prior Approval	Budget FY2018	Capital Program (\$000)					Beyond 6 Years
					FY2019	FY2020	FY2021	FY2022	FY2023	
\$592,400	Plans and Engineering	\$592,400	\$592,400	\$0	\$0	\$0	\$0	\$0	\$0	\$0
\$155,600	Land	\$155,600	\$155,600	\$0	\$0	\$0	\$0	\$0	\$0	\$0
\$0	Construction	\$0	\$0	\$0	\$0	\$0	\$0	\$0	\$0	\$0
\$52,400	Overhead	\$52,400	\$52,400	\$0	\$0	\$0	\$0	\$0	\$0	\$0
\$800,400	Total	\$800,400	\$800,400	\$0	\$0	\$0	\$0	\$0	\$0	\$0
More (Less) Than Prior Year Program:		\$0	\$0	\$0	\$0	\$0	\$0	\$0	\$0	\$0

B558200 SE-ST-03

Class: Watershed Protection & Restor.

FY2018

Council Approved

Project Status

1. Current status of this project: Active
2. Action taken in Current Fiscal Year: Design and construction
3. Action required to complete this project: Design, Right of Way Acquisition, Construction and Performance

Change from Prior Year

1. Change in Name or Description: None
2. Change in Total Project Cost: None.
3. Change in Scope: None
4. Change in Timing: None

Estimated Operating Budget Impact: Indeterminate

Initial Total Project Cost Estimate

FY 2014 \$4,213,700

Financial Activity

	Expended	Encumbered	Total
April 1, 2015	\$1,403	\$0	\$1,403
April 1, 2016	\$2,065	\$0	\$2,065

Prior Year Project Total	Funding	Project Total	Prior Approval	Budget FY2018	Capital Program (\$000)					Beyond 6 Years
					FY2019	FY2020	FY2021	FY2022	FY2023	
\$800,400	WPRF Bonds	\$800,400	\$800,400	\$0	\$0	\$0	\$0	\$0	\$0	\$0
\$800,400	Total	\$800,400	\$800,400	\$0	\$0	\$0	\$0	\$0	\$0	\$0
More (Less) Than Prior Year Program:		\$0	\$0	\$0	\$0	\$0	\$0	\$0	\$0	\$0

B558300 SE-ST-04

Class: Watershed Protection & Restor.

FY2018

Council Approved

Description

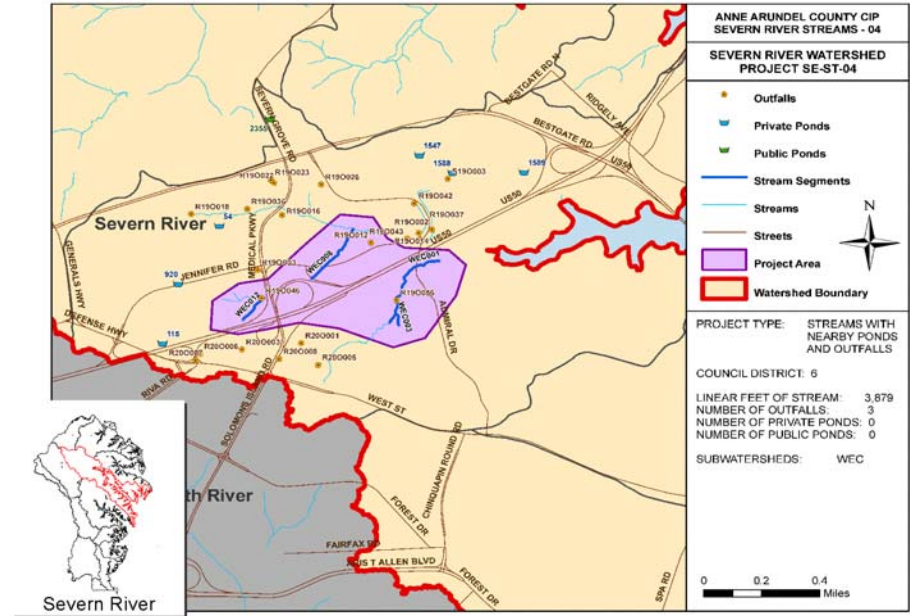
Severn River - Streams with Nearby Outfalls & Ponds - Project Group: 04 - Priority Rating: Red

This project is for the design and construction for stormwater management infrastructure improvements necessary to comply with Federal and State clean water requirements. This project includes restoration and improvements to approximately 3 Outfalls and 4 Stream Segments (3,879 Lineal Feet).

Benefit

Water Quality Improvement and Regulatory Compliance

Amendment History



Prior Year Project Total	Phase	Project Total	Prior Approval	Budget FY2018	Capital Program (\$000)					Beyond 6 Years
					FY2019	FY2020	FY2021	FY2022	FY2023	
\$925,000	Plans and Engineering	\$1,675,000	\$925,000	\$750,000	\$0	\$0	\$0	\$0	\$0	\$0
\$233,000	Land	\$233,000	\$233,000	\$0	\$0	\$0	\$0	\$0	\$0	\$0
\$10,000	Construction	\$10,000	\$10,000	\$0	\$0	\$0	\$0	\$0	\$0	\$0
\$81,800	Overhead	\$81,800	\$81,800	\$0	\$0	\$0	\$0	\$0	\$0	\$0
\$1,249,800	Total	\$1,999,800	\$1,249,800	\$750,000	\$0	\$0	\$0	\$0	\$0	\$0
More (Less) Than Prior Year Program:		\$750,000	\$0	\$750,000	\$0	\$0	\$0	\$0	\$0	\$0

B558300 SE-ST-04

Class: Watershed Protection & Restor.

FY2018

Council Approved

Project Status

1. Current status of this project: Active
2. Action taken in Current Fiscal Year: Design
3. Action required to complete this project: Design, Right of Way Acquisition, Construction and Performance

Change from Prior Year

1. Change in Name or Description: None
2. Change in Total Project Cost: Increase of \$750,000.
3. Change in Scope: None
4. Change in Timing: None

Estimated Operating Budget Impact: Indeterminate

Initial Total Project Cost Estimate

FY 2014 \$6,579,200

Financial Activity

	Expended	Encumbered	Total
April 1, 2015	\$2,495	\$0	\$2,495
April 1, 2016	\$4,076	\$0	\$4,076

Prior Year Project Total	Funding	Project Total	Prior Approval	Budget FY2018	Capital Program (\$000)					Beyond 6 Years
					FY2019	FY2020	FY2021	FY2022	FY2023	
\$1,249,800	WPRF Bonds	\$1,999,800	\$1,249,800	\$750,000	\$0	\$0	\$0	\$0	\$0	\$0
\$1,249,800	Total	\$1,999,800	\$1,249,800	\$750,000	\$0	\$0	\$0	\$0	\$0	\$0
More (Less) Than Prior Year Program:		\$750,000	\$0	\$750,000	\$0	\$0	\$0	\$0	\$0	\$0

B558400 SE-ST-05

Class: Watershed Protection & Restor.

FY2018

Council Approved

Description

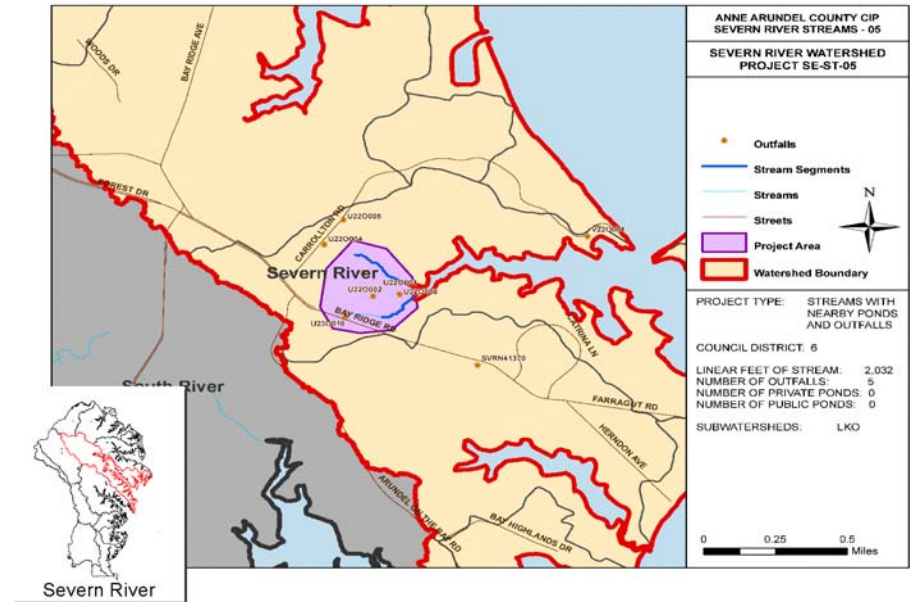
Severn River - Streams with Nearby Outfalls & Ponds - Project Group: 05 - Priority Rating: Red

This project is for the design and construction for stormwater management infrastructure improvements necessary to comply with Federal and State clean water requirements. This project includes restoration and improvements to approximately 5 Outfalls and 2 Stream Segments (2,032 Lineal Feet).

Benefit

Water Quality Improvement and Regulatory Compliance

Amendment History



Prior Year Project Total	Phase	Project Total	Prior Approval	Budget FY2018	Capital Program (\$000)					Beyond 6 Years
					FY2019	FY2020	FY2021	FY2022	FY2023	
\$274,200	Plans and Engineering	\$274,200	\$274,200	\$0	\$0	\$0	\$0	\$0	\$0	\$0
\$72,000	Land	\$72,000	\$72,000	\$0	\$0	\$0	\$0	\$0	\$0	\$0
\$1,476,000	Construction	\$1,476,000	\$1,476,000	\$0	\$0	\$0	\$0	\$0	\$0	\$0
\$127,200	Overhead	\$127,200	\$127,200	\$0	\$0	\$0	\$0	\$0	\$0	\$0
\$1,949,400	Total	\$1,949,400	\$1,949,400	\$0	\$0	\$0	\$0	\$0	\$0	\$0
More (Less) Than Prior Year Program:		\$0	\$0	\$0	\$0	\$0	\$0	\$0	\$0	\$0

B558400 SE-ST-05

Class: Watershed Protection & Restor.

FY2018

Council Approved

Project Status

1. Current status of this project: Active
2. Action taken in Current Fiscal Year: Design, Right of Way Acquisition and Construction
3. Action required to complete this project: Design, Right of Way Acquisition, Construction and Performance

Change from Prior Year

1. Change in Name or Description: None
2. Change in Total Project Cost: None
3. Change in Scope: None
4. Change in Timing:

Estimated Operating Budget Impact: Indeterminate

Initial Total Project Cost Estimate

FY 2014 \$1,949,900

Financial Activity

	Expended	Encumbered	Total
April 1, 2015	\$484,385	\$0	\$484,385
April 1, 2016	\$495,692	\$39,275	\$534,967

Prior Year Project Total	Funding	Project Total	Prior Approval	Budget FY2018	Capital Program (\$000)					Beyond 6 Years
					FY2019	FY2020	FY2021	FY2022	FY2023	
\$1,949,400	WPRF Bonds	\$1,949,400	\$1,949,400	\$0	\$0	\$0	\$0	\$0	\$0	\$0
\$1,949,400	Total	\$1,949,400	\$1,949,400	\$0	\$0	\$0	\$0	\$0	\$0	\$0
More (Less) Than Prior Year Program:		\$0	\$0	\$0	\$0	\$0	\$0	\$0	\$0	\$0

B558500 SE-ST-06

Class: Watershed Protection & Restor.

FY2018

Council Approved

Description

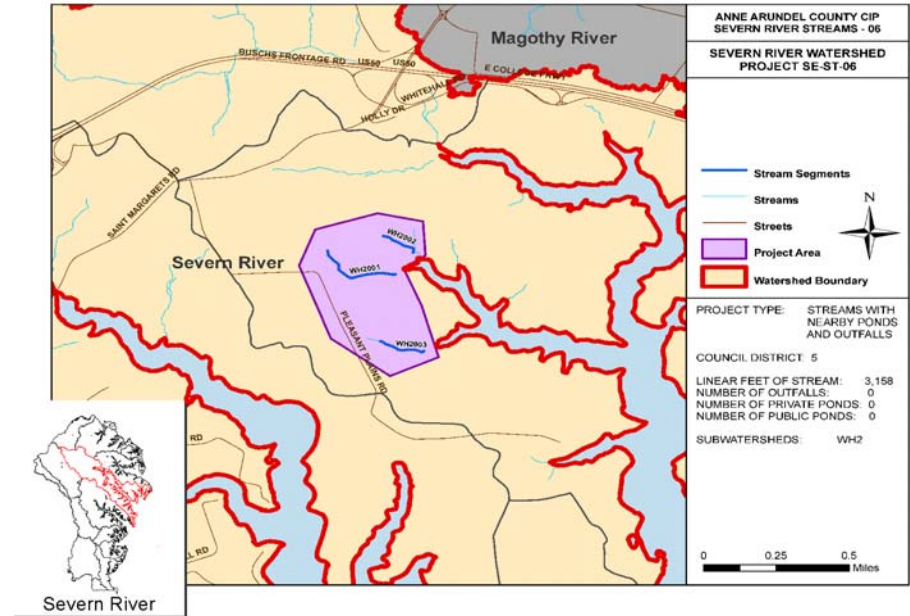
Severn River - Streams with Nearby Outfalls & Ponds - Project Group: 06 - Priority Rating: Red

This project is for the design and construction for stormwater management infrastructure improvements necessary to comply with Federal and State clean water requirements. This project includes restoration and improvements to approximately 3 Stream Segments (3,158 Lineal Feet).

Benefit

Water Quality Improvement and Regulatory Compliance

Amendment History



Prior Year Project Total	Phase	Project Total	Prior Approval	Budget FY2018	Capital Program (\$000)					Beyond 6 Years
					FY2019	FY2020	FY2021	FY2022	FY2023	
\$320,900	Plans and Engineering	\$320,900	\$320,900	\$0	\$0	\$0	\$0	\$0	\$0	\$0
\$74,300	Land	\$74,300	\$74,300	\$0	\$0	\$0	\$0	\$0	\$0	\$0
\$10,000	Construction	\$10,000	\$10,000	\$0	\$0	\$0	\$0	\$0	\$0	\$0
\$28,400	Overhead	\$28,400	\$28,400	\$0	\$0	\$0	\$0	\$0	\$0	\$0
\$433,600	Total	\$433,600	\$433,600	\$0	\$0	\$0	\$0	\$0	\$0	\$0
More (Less) Than Prior Year Program:		\$0	\$0	\$0	\$0	\$0	\$0	\$0	\$0	\$0

B558500 SE-ST-06

Class: Watershed Protection & Restor.

FY2018

Council Approved

Project Status

1. Current status of this project: Active
2. Action taken in Current Fiscal Year: Design
3. Action required to complete this project: Design, Right of Way Acquisition, Construction and Performance

Change from Prior Year

1. Change in Name or Description: None
2. Change in Total Project Cost: None.
3. Change in Scope: None
4. Change in Timing: None

Estimated Operating Budget Impact: Indeterminate

Initial Total Project Cost Estimate

FY 2014 \$2,282,600

Financial Activity

	Expended	Encumbered	Total
April 1, 2015	\$786	\$0	\$786
April 1, 2016	\$591	\$0	\$591

Prior Year Project Total	Funding	Project Total	Prior Approval	Budget FY2018	Capital Program (\$000)					Beyond 6 Years
					FY2019	FY2020	FY2021	FY2022	FY2023	
\$433,600	WPRF Bonds	\$433,600	\$433,600	\$0	\$0	\$0	\$0	\$0	\$0	\$0
\$433,600	Total	\$433,600	\$433,600	\$0	\$0	\$0	\$0	\$0	\$0	\$0
More (Less) Than Prior Year Program:		\$0	\$0	\$0	\$0	\$0	\$0	\$0	\$0	\$0

B559000 SE-OF-06

Class: Watershed Protection & Restor.

FY2018

Council Approved

Description

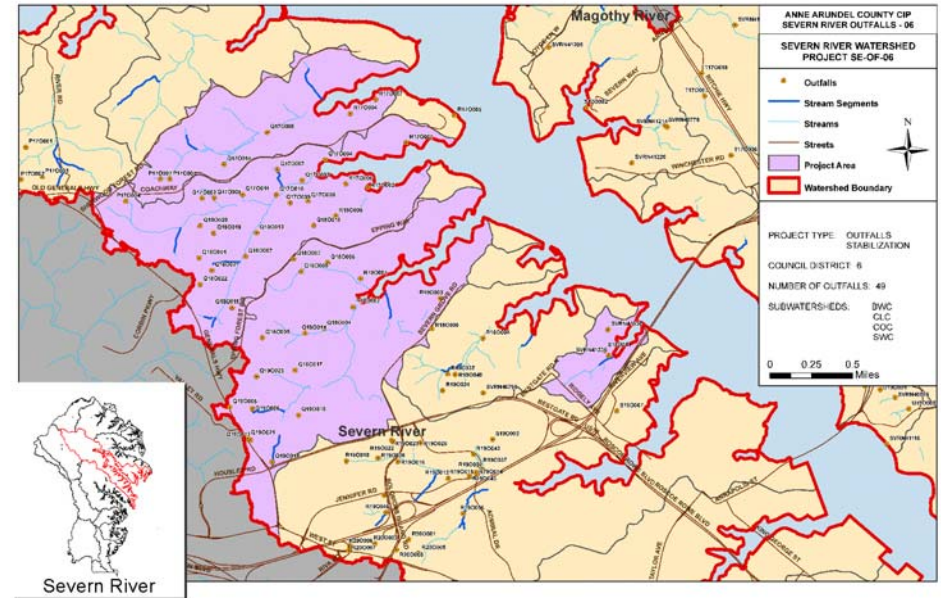
Severn River - Stand Alone Outfalls - Project Group: 06 - Priority Rating: Orange

This project is for the design and construction for stormwater management infrastructure improvements necessary to comply with Federal and State clean water requirements. This project includes restoration and improvements to approximately 49 Outfalls.

Benefit

Water Quality Improvement and Regulatory Compliance

Amendment History



Prior Year Project Total	Phase	Project Total	Prior Approval	Budget FY2018	Capital Program (\$000)					Beyond 6 Years
					FY2019	FY2020	FY2021	FY2022	FY2023	
\$90,000	Plans and Engineering	\$100	\$100	\$0	\$0	\$0	\$0	\$0	\$0	\$0
\$25,000	Land	\$0	\$0	\$0	\$0	\$0	\$0	\$0	\$0	\$0
\$650,000	Construction	\$0	\$0	\$0	\$0	\$0	\$0	\$0	\$0	\$0
\$75,000	Overhead	\$0	\$0	\$0	\$0	\$0	\$0	\$0	\$0	\$0
\$840,000	Total	\$100	\$100	\$0	\$0	\$0	\$0	\$0	\$0	\$0
More (Less) Than Prior Year Program:		(\$839,900)	(\$839,900)	\$0	\$0	\$0	\$0	\$0	\$0	\$0

B559000 SE-OF-06

Class: Watershed Protection & Restor.

FY2018

Council Approved

Project Status

1. Current status of this project: Active
2. Action taken in Current Fiscal Year: Design
3. Action required to complete this project: Design, Right of Way Acquisition, Construction and Performance

Change from Prior Year

1. Change in Name or Description: None
2. Change in Total Project Cost: None.
3. Change in Scope: None
4. Change in Timing: None.

Estimated Operating Budget Impact: Indeterminate

Initial Total Project Cost Estimate

FY 2014 \$0

Financial Activity

	Expended	Encumbered	Total
April 1, 2015	\$93	\$0	\$93
April 1, 2016	\$93	\$0	\$93

Prior Year Project Total	Funding	Project Total	Prior Approval	Budget FY2018	Capital Program (\$000)					Beyond 6 Years
					FY2019	FY2020	FY2021	FY2022	FY2023	
\$840,000	WPRF Bonds	\$100	\$100	\$0	\$0	\$0	\$0	\$0	\$0	\$0
\$840,000	Total	\$100	\$100	\$0	\$0	\$0	\$0	\$0	\$0	\$0
More (Less) Than Prior Year Program:		(\$839,900)	(\$839,900)	\$0	\$0	\$0	\$0	\$0	\$0	\$0

B559100 SO-ST-01

Class: Watershed Protection & Restor.

FY2018 Council Approved

Description

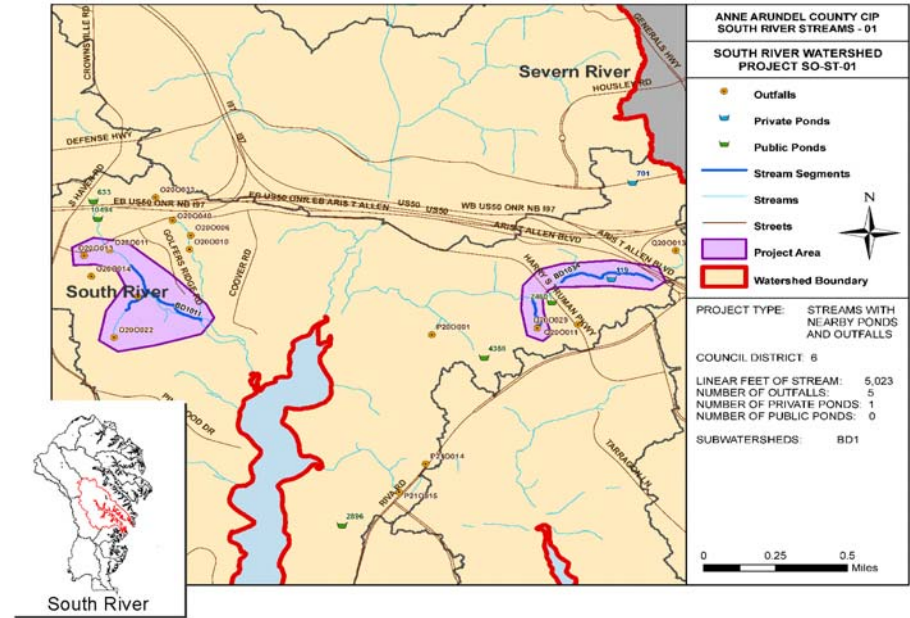
South River - Streams with Nearby Outfalls & Ponds - Project Group: 01 - Priority Rating: Red

This project is for the design and construction for stormwater management infrastructure improvements necessary to comply with Federal and State clean water requirements. This project includes restoration and improvements to approximately 5 Outfalls, 1 Private Pond and 4 Stream Segments (5,023 Lineal Feet).

Benefit

Water Quality Improvement and Regulatory Compliance

Amendment History



Prior Year Project Total	Phase	Project Total	Prior Approval	Budget FY2018	Capital Program (\$000)					Beyond 6 Years
					FY2019	FY2020	FY2021	FY2022	FY2023	
\$638,000	Plans and Engineering	\$688,000	\$638,000	\$50,000	\$0	\$0	\$0	\$0	\$0	\$0
\$157,600	Land	\$107,600	\$157,600	(\$50,000)	\$0	\$0	\$0	\$0	\$0	\$0
\$10,000	Construction	\$10,000	\$10,000	\$0	\$0	\$0	\$0	\$0	\$0	\$0
\$56,400	Overhead	\$56,400	\$56,400	\$0	\$0	\$0	\$0	\$0	\$0	\$0
\$862,000	Total	\$862,000	\$862,000	\$0	\$0	\$0	\$0	\$0	\$0	\$0
More (Less) Than Prior Year Program:		\$0	\$0	\$0	\$0	\$0	\$0	\$0	\$0	\$0

B559100 SO-ST-01

Class: Watershed Protection & Restor.

FY2018

Council Approved

Project Status

1. Current status of this project: Active
2. Action taken in Current Fiscal Year: Design
3. Action required to complete this project: Design, Right of Way Acquisition, Construction and Performance

Change from Prior Year

1. Change in Name or Description: None
2. Change in Total Project Cost: None.
3. Change in Scope: None
4. Change in Timing: None

Estimated Operating Budget Impact: Indeterminate

Initial Total Project Cost Estimate

FY 2014 \$4,537,800

Financial Activity

	Expended	Encumbered	Total
April 1, 2015	\$10,976	\$0	\$10,976
April 1, 2016	\$11,797	\$0	\$11,797

Prior Year Project Total	Funding	Project Total	Prior Approval	Budget FY2018	Capital Program (\$000)					Beyond 6 Years
					FY2019	FY2020	FY2021	FY2022	FY2023	
\$862,000	WPRF Bonds	\$862,000	\$862,000	\$0	\$0	\$0	\$0	\$0	\$0	\$0
\$862,000	Total	\$862,000	\$862,000	\$0	\$0	\$0	\$0	\$0	\$0	\$0
More (Less) Than Prior Year Program:		\$0	\$0	\$0	\$0	\$0	\$0	\$0	\$0	\$0

B559200 SO-OF-01

Class: Watershed Protection & Restor.

FY2018

Council Approved

Description

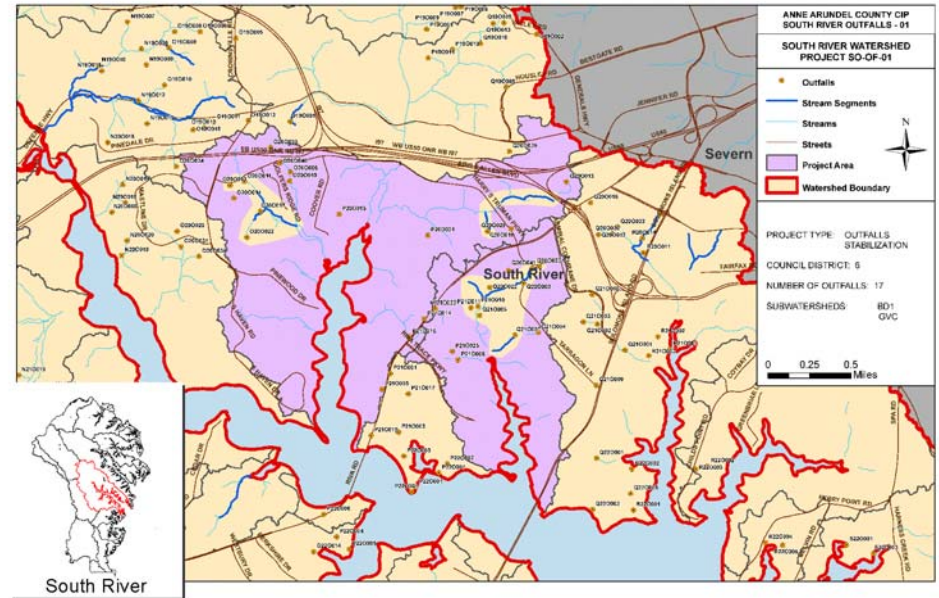
South River - Stand Alone Outfalls - Project Group: 01 - Priority Rating: Red

This project is for the design and construction for stormwater management infrastructure improvements necessary to comply with Federal and State clean water requirements. This project includes restoration and improvements to approximately 17 Outfalls.

Benefit

Water Quality Improvement and Regulatory Compliance

Amendment History



Prior Year Project Total	Phase	Project Total	Prior Approval	Budget FY2018	Capital Program (\$000)					Beyond 6 Years
					FY2019	FY2020	FY2021	FY2022	FY2023	
\$420,200	Plans and Engineering	\$1,224,300	\$824,300	\$400,000	\$0	\$0	\$0	\$0	\$0	\$0
\$84,000	Land	\$20,000	\$20,000	\$0	\$0	\$0	\$0	\$0	\$0	\$0
\$3,361,500	Construction	\$2,840,000	\$3,240,000	(\$400,000)	\$0	\$0	\$0	\$0	\$0	\$0
\$270,600	Overhead	\$285,900	\$285,900	\$0	\$0	\$0	\$0	\$0	\$0	\$0
\$4,136,300	Total	\$4,370,200	\$4,370,200	\$0	\$0	\$0	\$0	\$0	\$0	\$0
More (Less) Than Prior Year Program:		\$233,900	\$233,900	\$0	\$0	\$0	\$0	\$0	\$0	\$0

B559200 SO-OF-01

Class: Watershed Protection & Restor.

FY2018

Council Approved

Project Status

1. Current status of this project: Active
2. Action taken in Current Fiscal Year: Design
3. Action required to complete this project: Design, Right of Way Acquisition, Construction and Performance

Change from Prior Year

1. Change in Name or Description: None
2. Change in Total Project Cost: None
3. Change in Scope: None
4. Change in Timing: None

Estimated Operating Budget Impact: Indeterminate

Initial Total Project Cost Estimate

FY 2014 \$4,136,300

Financial Activity

	Expended	Encumbered	Total
April 1, 2015	\$148,496	\$477,619	\$626,115
April 1, 2016	\$444,372	\$747,299	\$1,191,671

Prior Year Project Total	Funding	Project Total	Prior Approval	Budget FY2018	Capital Program (\$000)					Beyond 6 Years
					FY2019	FY2020	FY2021	FY2022	FY2023	
\$4,136,300	WPRF Bonds	\$4,370,200	\$4,370,200	\$0	\$0	\$0	\$0	\$0	\$0	\$0
\$4,136,300	Total	\$4,370,200	\$4,370,200	\$0	\$0	\$0	\$0	\$0	\$0	\$0
More (Less) Than Prior Year Program:		\$233,900	\$233,900	\$0	\$0	\$0	\$0	\$0	\$0	\$0

B559300 SO-ST-02

Class: Watershed Protection & Restor.

FY2018

Council Approved

Description

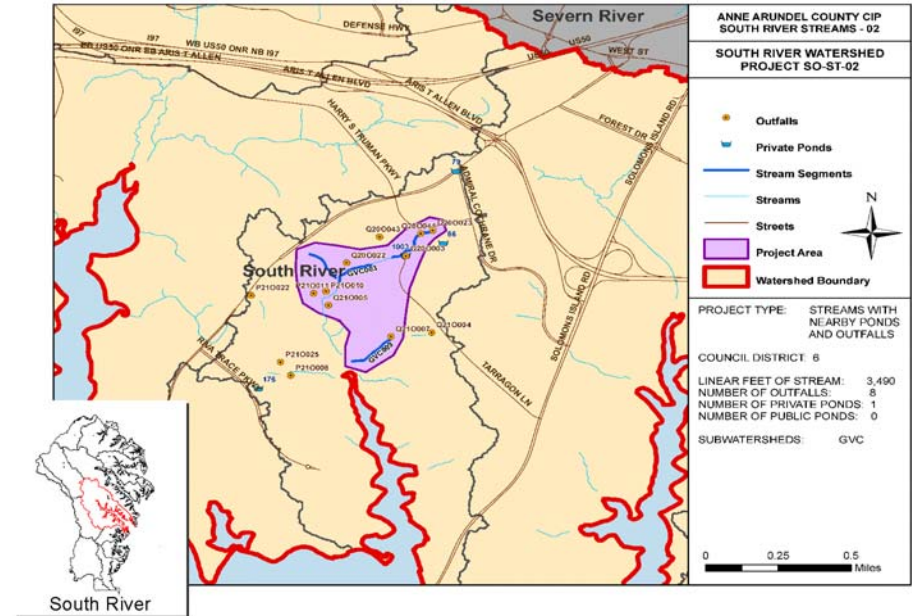
South River - Streams with Nearby Outfalls & Ponds - Project Group: 02 - Priority Rating: Red

This project is for the design and construction for stormwater management infrastructure improvements necessary to comply with Federal and State clean water requirements. This project includes restoration and improvements to approximately 8 Outfalls, 1 Private Pond and 6 Stream Segments (3,490 Lineal Feet).

Benefit

Water Quality Improvement and Regulatory Compliance

Amendment History



Prior Year Project Total	Phase	Project Total	Prior Approval	Budget FY2018	Capital Program (\$000)					Beyond 6 Years
					FY2019	FY2020	FY2021	FY2022	FY2023	
\$511,800	Plans and Engineering	\$510,583	\$510,583	\$0	\$0	\$0	\$0	\$0	\$0	\$0
\$124,400	Land	\$124,400	\$124,400	\$0	\$0	\$0	\$0	\$0	\$0	\$0
\$10,000	Construction	\$9,936	\$9,936	\$0	\$0	\$0	\$0	\$0	\$0	\$0
\$45,200	Overhead	\$45,145	\$45,145	\$0	\$0	\$0	\$0	\$0	\$0	\$0
\$691,400	Total	\$690,064	\$690,064	\$0	\$0	\$0	\$0	\$0	\$0	\$0
More (Less) Than Prior Year Program:		(\$1,336)	(\$1,336)	\$0	\$0	\$0	\$0	\$0	\$0	\$0

B559300 SO-ST-02

Class: Watershed Protection & Restor.

FY2018

Council Approved

Project Status

1. Current status of this project: Active
2. Action taken in Current Fiscal Year: Design
3. Action required to complete this project: Design, Right of Way Acquisition, Construction and Performance

Change from Prior Year

1. Change in Name or Description: None
2. Change in Total Project Cost: None.
3. Change in Scope: None
4. Change in Timing: None

Estimated Operating Budget Impact: Indeterminate

Initial Total Project Cost Estimate

FY 2014 \$3,640,000

Financial Activity

	Expended	Encumbered	Total
April 1, 2015	\$1,336	\$0	\$1,336
April 1, 2016	\$0	\$0	\$0

Prior Year Project Total	Funding	Project Total	Prior Approval	Budget FY2018	Capital Program (\$000)					Beyond 6 Years
					FY2019	FY2020	FY2021	FY2022	FY2023	
\$691,400	WPRF Bonds	\$690,064	\$690,064	\$0	\$0	\$0	\$0	\$0	\$0	\$0
\$691,400	Total	\$690,064	\$690,064	\$0	\$0	\$0	\$0	\$0	\$0	\$0
More (Less) Than Prior Year Program:		(\$1,336)	(\$1,336)	\$0	\$0	\$0	\$0	\$0	\$0	\$0

B559400 SO-ST-03

Class: Watershed Protection & Restor.

FY2018

Council Approved

Description

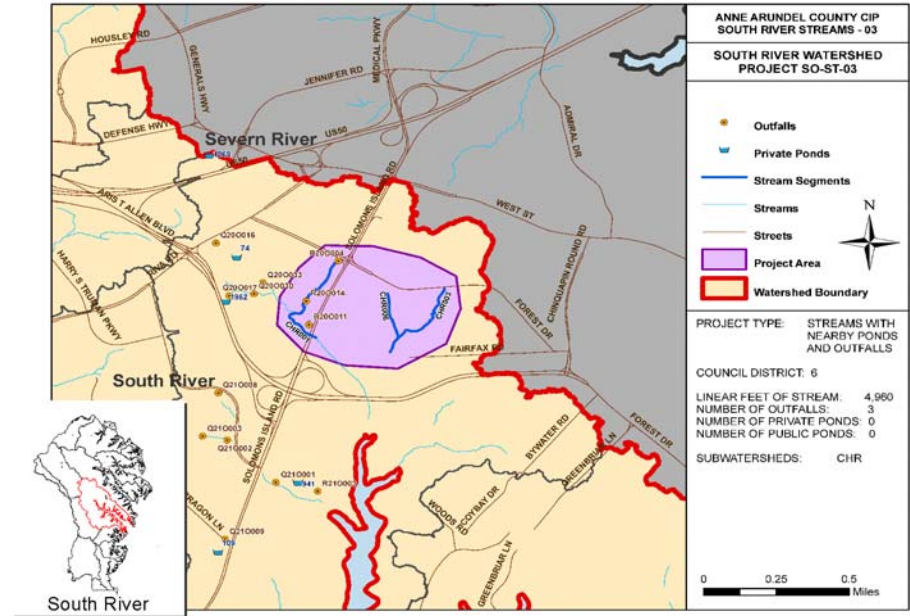
South River - Streams with Nearby Outfalls & Ponds - Project Group: 03 - Priority Rating: Red

This project is for the design and construction for stormwater management infrastructure improvements necessary to comply with Federal and State clean water requirements. This project includes restoration and improvements to approximately 3 Outfalls and 3 Stream Segments (4,960 Lineal Feet).

Benefit

Water Quality Improvement and Regulatory Compliance

Amendment History



Prior Year Project Total	Phase	Project Total	Prior Approval	Budget FY2018	Capital Program (\$000)					Beyond 6 Years
					FY2019	FY2020	FY2021	FY2022	FY2023	
\$720,700	Plans and Engineering	\$720,700	\$720,700	\$0	\$0	\$0	\$0	\$0	\$0	\$0
\$179,300	Land	\$179,300	\$179,300	\$0	\$0	\$0	\$0	\$0	\$0	\$0
\$10,000	Construction	\$10,000	\$10,000	\$0	\$0	\$0	\$0	\$0	\$0	\$0
\$63,700	Overhead	\$63,700	\$63,700	\$0	\$0	\$0	\$0	\$0	\$0	\$0
\$973,700	Total	\$973,700	\$973,700	\$0	\$0	\$0	\$0	\$0	\$0	\$0
More (Less) Than Prior Year Program:		\$0	\$0	\$0	\$0	\$0	\$0	\$0	\$0	\$0

B559400 SO-ST-03

Class: Watershed Protection & Restor.

FY2018

Council Approved

Project Status

1. Current status of this project: Active
2. Action taken in Current Fiscal Year: Design
3. Action required to complete this project: Design, Right of Way Acquisition, Construction and Performance

Change from Prior Year

1. Change in Name or Description: None
2. Change in Total Project Cost: None.
3. Change in Scope: None
4. Change in Timing: None

Estimated Operating Budget Impact: Indeterminate

Initial Total Project Cost Estimate

FY 2014 \$5,125,700

Financial Activity

	Expended	Encumbered	Total
April 1, 2015	\$48,597	\$380,470	\$429,066
April 1, 2016	\$532,272	\$111,074	\$643,346

Prior Year Project Total	Funding	Project Total	Prior Approval	Budget FY2018	Capital Program (\$000)					Beyond 6 Years
					FY2019	FY2020	FY2021	FY2022	FY2023	
\$973,700	WPRF Bonds	\$973,700	\$973,700	\$0	\$0	\$0	\$0	\$0	\$0	\$0
\$973,700	Total	\$973,700	\$973,700	\$0	\$0	\$0	\$0	\$0	\$0	\$0
More (Less) Than Prior Year Program:		\$0	\$0	\$0	\$0	\$0	\$0	\$0	\$0	\$0

B559600 SO-OF-03

Class: Watershed Protection & Restor.

FY2018

Council Approved

Description

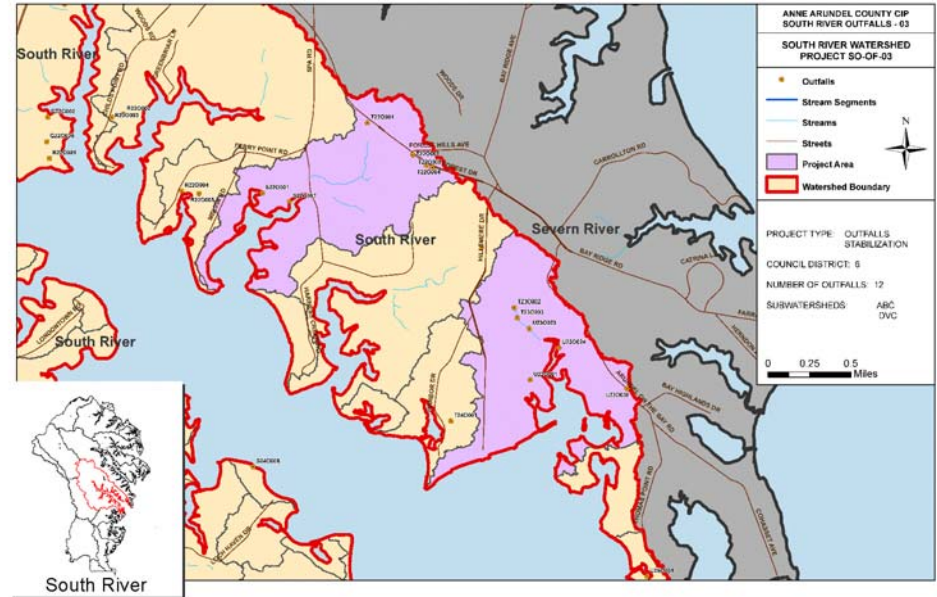
South River - Stand Alone Outfalls - Project Group: 03 - Priority Rating: Red

This project is for the design and construction for stormwater management infrastructure improvements necessary to comply with Federal and State clean water requirements. This project includes restoration and improvements to approximately 12 Outfalls.

Benefit

Water Quality Improvement and Regulatory Compliance

Amendment History



Prior Year Project Total	Phase	Project Total	Prior Approval	Budget FY2018	Capital Program (\$000)					Beyond 6 Years
					FY2019	FY2020	FY2021	FY2022	FY2023	
\$471,800	Plans and Engineering	\$260,000	\$260,000	\$0	\$0	\$0	\$0	\$0	\$0	\$0
\$94,400	Land	\$10,000	\$10,000	\$0	\$0	\$0	\$0	\$0	\$0	\$0
\$3,774,800	Construction	\$763,000	\$763,000	\$0	\$0	\$0	\$0	\$0	\$0	\$0
\$303,900	Overhead	\$72,300	\$72,300	\$0	\$0	\$0	\$0	\$0	\$0	\$0
\$4,644,900	Total	\$1,105,300	\$1,105,300	\$0	\$0	\$0	\$0	\$0	\$0	\$0
More (Less) Than Prior Year Program:		(\$3,539,600)	(\$3,539,600)	\$0	\$0	\$0	\$0	\$0	\$0	\$0

B559600 SO-OF-03

Class: Watershed Protection & Restor.

FY2018

Council Approved

Project Status

1. Current status of this project: Active
2. Action taken in Current Fiscal Year: Design
3. Action required to complete this project: Design, Right of Way Acquisition, Construction and Performance

Change from Prior Year

1. Change in Name or Description: None
2. Change in Total Project Cost: None
3. Change in Scope: None
4. Change in Timing: None

Estimated Operating Budget Impact: Indeterminate

Initial Total Project Cost Estimate

FY 2014 \$4,644,900

Financial Activity

	Expended	Encumbered	Total
April 1, 2015	\$25,747	\$0	\$25,747
April 1, 2016	\$164,706	\$92,049	\$256,755

Prior Year Project Total	Funding	Project Total	Prior Approval	Budget FY2018	Capital Program (\$000)					Beyond 6 Years
					FY2019	FY2020	FY2021	FY2022	FY2023	
\$4,644,900	WPRF Bonds	\$1,105,300	\$1,105,300	\$0	\$0	\$0	\$0	\$0	\$0	\$0
\$4,644,900	Total	\$1,105,300	\$1,105,300	\$0	\$0	\$0	\$0	\$0	\$0	\$0
More (Less) Than Prior Year Program:		(\$3,539,600)	(\$3,539,600)	\$0	\$0	\$0	\$0	\$0	\$0	\$0

B559700 SO-ST-04

Class: Watershed Protection & Restor.

FY2018

Council Approved

Description

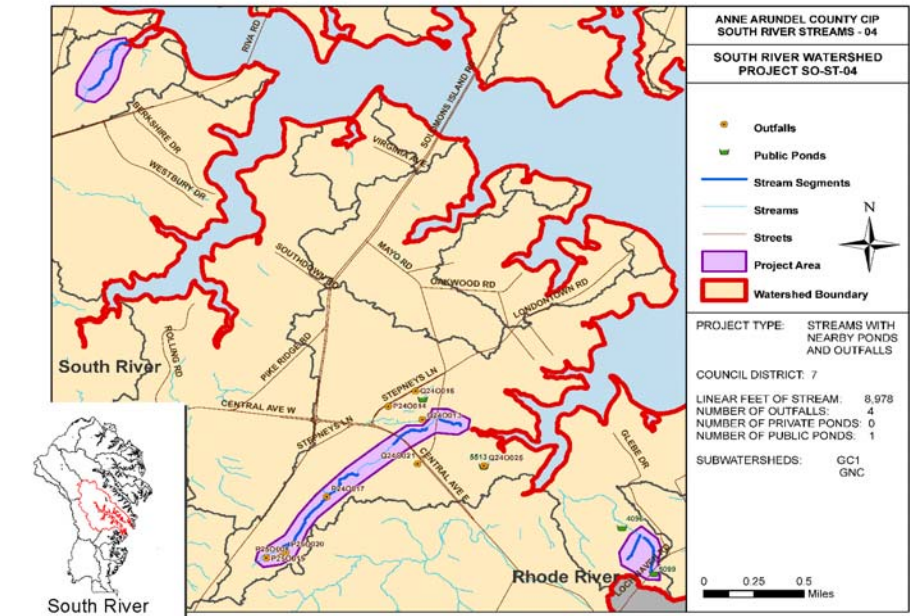
South River - Streams with Nearby Outfalls & Ponds - Project Group: 04 - Priority Rating: Red

This project is for the design and construction for stormwater management infrastructure improvements necessary to comply with Federal and State clean water requirements. This project includes restoration and improvements to approximately 4 Outfalls, 1 Public Pond and 8 Stream Segments (8,978 Lineal Feet).

Benefit

Water Quality Improvement and Regulatory Compliance

Amendment History



Prior Year Project Total	Phase	Project Total	Prior Approval	Budget FY2018	Capital Program (\$000)					Beyond 6 Years
					FY2019	FY2020	FY2021	FY2022	FY2023	
\$629,200	Plans and Engineering	\$1,229,200	\$629,200	\$600,000	\$0	\$0	\$0	\$0	\$0	\$0
\$155,000	Land	\$155,000	\$155,000	\$0	\$0	\$0	\$0	\$0	\$0	\$0
\$10,000	Construction	\$10,000	\$10,000	\$0	\$0	\$0	\$0	\$0	\$0	\$0
\$56,000	Overhead	\$56,000	\$56,000	\$0	\$0	\$0	\$0	\$0	\$0	\$0
\$850,200	Total	\$1,450,200	\$850,200	\$600,000	\$0	\$0	\$0	\$0	\$0	\$0
More (Less) Than Prior Year Program:		\$600,000	\$0	\$600,000	\$0	\$0	\$0	\$0	\$0	\$0

B559700 SO-ST-04

Class: Watershed Protection & Restor.

FY2018

Council Approved

Project Status

1. Current status of this project: Active
2. Action taken in Current Fiscal Year: Design
3. Action required to complete this project: Design, Right of Way Acquisition, Construction and Performance

Change from Prior Year

1. Change in Name or Description: None
2. Change in Total Project Cost: Increase of \$600,000.
3. Change in Scope: None
4. Change in Timing: None

Estimated Operating Budget Impact: Indeterminate

Initial Total Project Cost Estimate

FY 2014 \$4,474,900

Financial Activity

	Expended	Encumbered	Total
April 1, 2015	\$167,420	\$106,367	\$273,787
April 1, 2016	\$372,951	\$386,827	\$759,778

Prior Year Project Total	Funding	Project Total	Prior Approval	Budget FY2018	Capital Program (\$000)					Beyond 6 Years
					FY2019	FY2020	FY2021	FY2022	FY2023	
\$850,200	WPRF Bonds	\$1,450,200	\$850,200	\$600,000	\$0	\$0	\$0	\$0	\$0	\$0
\$850,200	Total	\$1,450,200	\$850,200	\$600,000	\$0	\$0	\$0	\$0	\$0	\$0
More (Less) Than Prior Year Program:		\$600,000	\$0	\$600,000	\$0	\$0	\$0	\$0	\$0	\$0

B559800 SO-OF-04

Class: Watershed Protection & Restor.

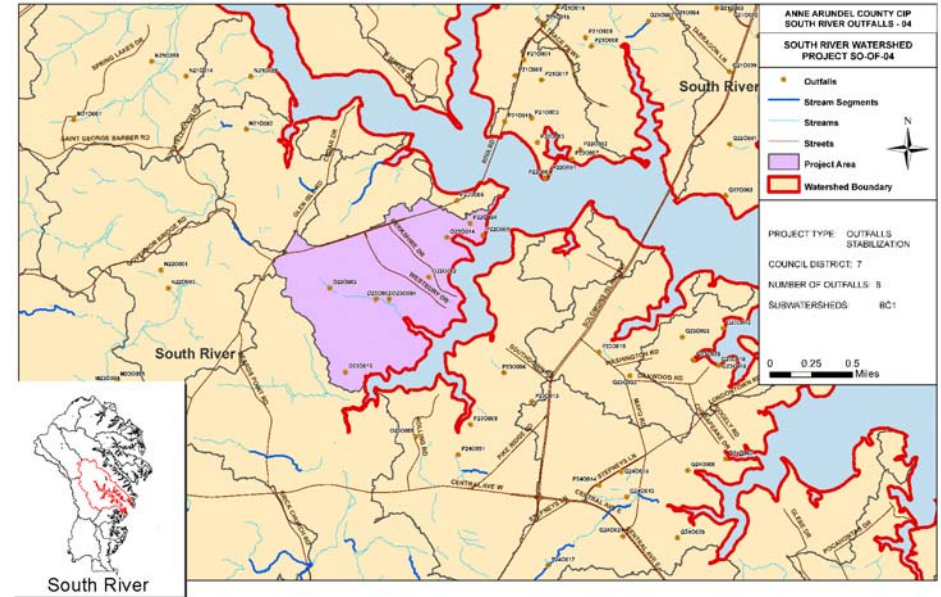
FY2018

Council Approved

Description

South River - Stand Alone Outfalls - Project Group: 04 - Priority Rating: Red

This project is for the design and construction for stormwater management infrastructure improvements necessary to comply with Federal and State clean water requirements. This project includes restoration and improvements to approximately 8 Outfalls.



Benefit

Water Quality Improvement and Regulatory Compliance

Amendment History

Prior Year Project Total	Phase	Project Total	Prior Approval	Budget FY2018	Capital Program (\$000)					Beyond 6 Years
					FY2019	FY2020	FY2021	FY2022	FY2023	
\$415,800	Plans and Engineering	\$795,000	\$645,000	\$150,000	\$0	\$0	\$0	\$0	\$0	\$0
\$83,200	Land	\$30,000	\$30,000	\$0	\$0	\$0	\$0	\$0	\$0	\$0
\$3,326,700	Construction	\$2,580,000	\$2,730,000	(\$150,000)	\$0	\$0	\$0	\$0	\$0	\$0
\$267,800	Overhead	\$238,400	\$238,400	\$0	\$0	\$0	\$0	\$0	\$0	\$0
\$4,093,500	Total	\$3,643,400	\$3,643,400	\$0	\$0	\$0	\$0	\$0	\$0	\$0
More (Less) Than Prior Year Program:		(\$450,100)	(\$450,100)	\$0	\$0	\$0	\$0	\$0	\$0	\$0

B559800 SO-OF-04

Class: Watershed Protection & Restor.

FY2018

Council Approved

Project Status

1. Current status of this project: Active
2. Action taken in Current Fiscal Year: Design
3. Action required to complete this project: Design, Right of Way Acquisition, Construction and Performance

Change from Prior Year

1. Change in Name or Description: None
2. Change in Total Project Cost: None
3. Change in Scope: None
4. Change in Timing: None

Estimated Operating Budget Impact: Indeterminate

Initial Total Project Cost Estimate

FY 2014 \$4,093,500

Financial Activity

	Expended	Encumbered	Total
April 1, 2015	\$29,982	\$207,060	\$237,042
April 1, 2016	\$116,510	\$538,555	\$655,065

Prior Year Project Total	Funding	Project Total	Prior Approval	Budget FY2018	Capital Program (\$000)					Beyond 6 Years
					FY2019	FY2020	FY2021	FY2022	FY2023	
\$4,093,500	WPRF Bonds	\$3,643,400	\$3,643,400	\$0	\$0	\$0	\$0	\$0	\$0	\$0
\$4,093,500	Total	\$3,643,400	\$3,643,400	\$0	\$0	\$0	\$0	\$0	\$0	\$0
More (Less) Than Prior Year Program:		(\$450,100)	(\$450,100)	\$0	\$0	\$0	\$0	\$0	\$0	\$0

B560000 SO-OF-06

Class: Watershed Protection & Restor.

FY2018 Council Approved

Description

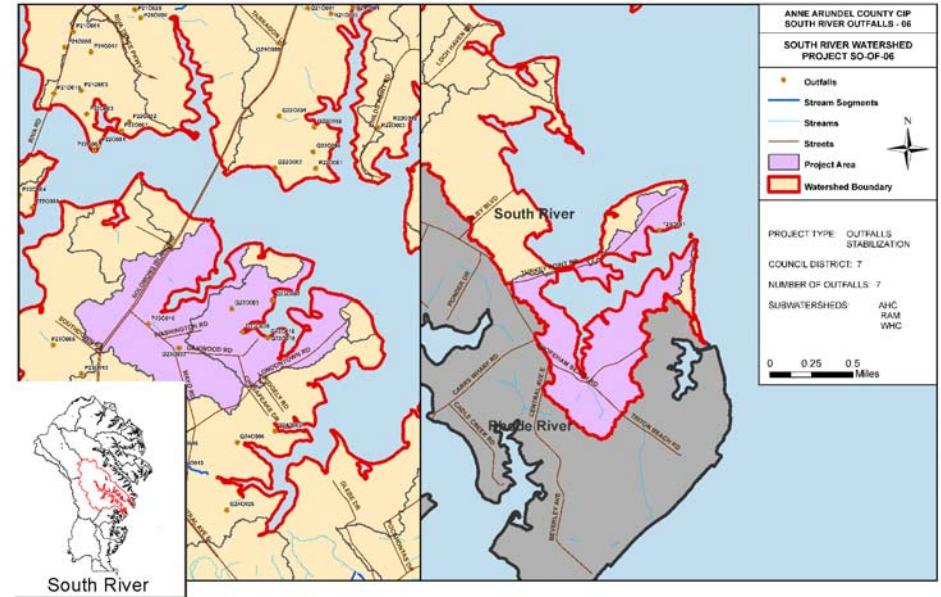
South River - Stand Alone Outfalls - Project Group: 06 - Priority Rating: Red

This project is for the design and construction for stormwater management infrastructure improvements necessary to comply with Federal and State clean water requirements. This project includes restoration and improvements to approximately 7 Outfalls.

Benefit

Water Quality Improvement and Regulatory Compliance

Amendment History



Prior Year Project Total	Phase	Project Total	Prior Approval	Budget FY2018	Capital Program (\$000)					Beyond 6 Years
					FY2019	FY2020	FY2021	FY2022	FY2023	
\$479,500	Plans and Engineering	\$65,000	\$65,000	\$0	\$0	\$0	\$0	\$0	\$0	\$0
\$95,900	Land	\$0	\$0	\$0	\$0	\$0	\$0	\$0	\$0	\$0
\$3,836,400	Construction	\$0	\$0	\$0	\$0	\$0	\$0	\$0	\$0	\$0
\$308,800	Overhead	\$4,600	\$4,600	\$0	\$0	\$0	\$0	\$0	\$0	\$0
\$4,720,600	Total	\$69,600	\$69,600	\$0	\$0	\$0	\$0	\$0	\$0	\$0
More (Less) Than Prior Year Program:		(\$4,651,000)	(\$4,651,000)	\$0	\$0	\$0	\$0	\$0	\$0	\$0

B560000 SO-OF-06

Class: Watershed Protection & Restor.

FY2018

Council Approved

Project Status

1. Current status of this project: Active
2. Action taken in Current Fiscal Year: Design
3. Action required to complete this project: Design, Right of Way Acquisition, Construction and Performance

Change from Prior Year

1. Change in Name or Description: None
2. Change in Total Project Cost: None
3. Change in Scope: None
4. Change in Timing: None

Estimated Operating Budget Impact: Indeterminate

Initial Total Project Cost Estimate

FY 2014 \$4,720,600

Financial Activity

	Expended	Encumbered	Total
April 1, 2015	\$21,733	\$21,896	\$43,629
April 1, 2016	\$50,708	\$10,408	\$61,116

Prior Year Project Total	Funding	Project Total	Prior Approval	Budget FY2018	Capital Program (\$000)					Beyond 6 Years
					FY2019	FY2020	FY2021	FY2022	FY2023	
\$4,720,600	WPRF Bonds	\$69,600	\$69,600	\$0	\$0	\$0	\$0	\$0	\$0	\$0
\$4,720,600	Total	\$69,600	\$69,600	\$0	\$0	\$0	\$0	\$0	\$0	\$0
More (Less) Than Prior Year Program:		(\$4,651,000)	(\$4,651,000)	\$0	\$0	\$0	\$0	\$0	\$0	\$0

B560100 SO-PP-01

Class: Watershed Protection & Restor.

FY2018

Council Approved

Description

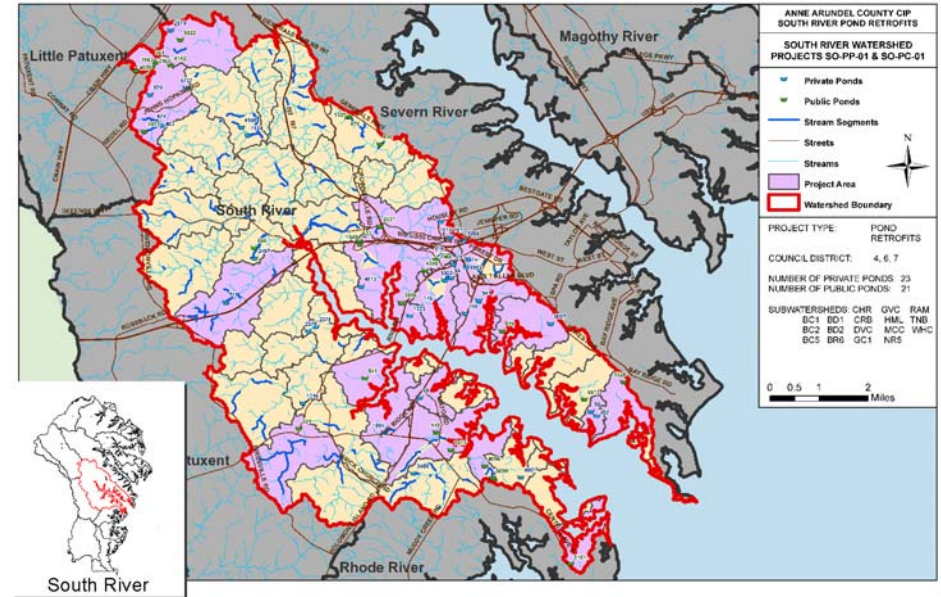
South River - Stand Alone Private Ponds - Project Group: 01 - Priority Rating: Red - Orange

This project is for the design and construction for stormwater management infrastructure improvements necessary to comply with Federal and State clean water requirements. This project includes restoration and improvements to approximately 23 Private Ponds

Benefit

Water Quality Improvement and Regulatory Compliance

Amendment History



Prior Year Project Total	Phase	Project Total	Prior Approval	Budget FY2018	Capital Program (\$000)					Beyond 6 Years
					FY2019	FY2020	FY2021	FY2022	FY2023	
\$728,200	Plans and Engineering	\$728,200	\$728,200	\$0	\$0	\$0	\$0	\$0	\$0	\$0
\$145,600	Land	\$145,600	\$145,600	\$0	\$0	\$0	\$0	\$0	\$0	\$0
\$3,288,900	Construction	\$3,288,900	\$3,288,900	\$0	\$0	\$0	\$0	\$0	\$0	\$0
\$297,700	Overhead	\$297,700	\$297,700	\$0	\$0	\$0	\$0	\$0	\$0	\$0
\$4,460,400	Total	\$4,460,400	\$4,460,400	\$0	\$0	\$0	\$0	\$0	\$0	\$0
More (Less) Than Prior Year Program:		\$0	\$0	\$0	\$0	\$0	\$0	\$0	\$0	\$0

B560100 SO-PP-01

Class: Watershed Protection & Restor.

FY2018

Council Approved

Project Status

1. Current status of this project: Active
2. Action taken in Current Fiscal Year: Design.
3. Action required to complete this project: Design, Right of Way Acquisition, Construction and Performance

Change from Prior Year

1. Change in Name or Description: None
2. Change in Total Project Cost: None.
3. Change in Scope: None
4. Change in Timing: None.

Estimated Operating Budget Impact: Indeterminate

Initial Total Project Cost Estimate

FY 2014 \$7,369,700

Financial Activity

	Expended	Encumbered	Total
April 1, 2015	\$0	\$0	\$0
April 1, 2016	\$105	\$0	\$105

Prior Year Project Total	Funding	Project Total	Prior Approval	Budget FY2018	Capital Program (\$000)					Beyond 6 Years
					FY2019	FY2020	FY2021	FY2022	FY2023	
\$4,460,400	WPRF Bonds	\$4,460,400	\$4,460,400	\$0	\$0	\$0	\$0	\$0	\$0	\$0
\$4,460,400	Total	\$4,460,400	\$4,460,400	\$0	\$0	\$0	\$0	\$0	\$0	\$0
More (Less) Than Prior Year Program:		\$0	\$0	\$0	\$0	\$0	\$0	\$0	\$0	\$0

B560200 SO-PC-01

Class: Watershed Protection & Restor.

FY2018

Council Approved

Description

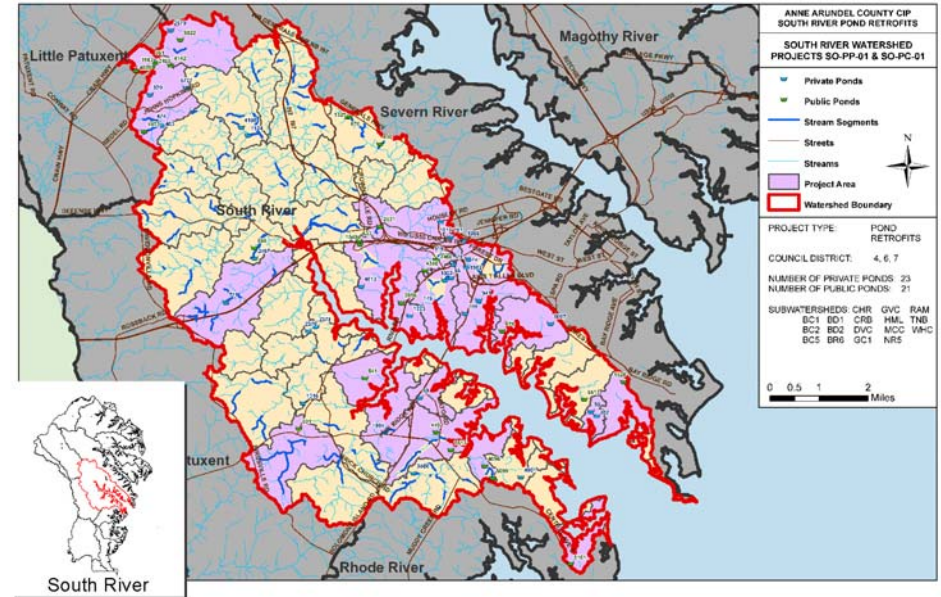
South River - Stand Alone Public Ponds - Project Group: 01 - Priority Rating: Red - Orange

This project is for the design and construction for stormwater management infrastructure improvements necessary to comply with Federal and State clean water requirements. This project includes restoration and improvements to approximately 21 Public Ponds.

Benefit

Water Quality Improvement and Regulatory Compliance

Amendment History



Prior Year Project Total	Phase	Project Total	Prior Approval	Budget FY2018	Capital Program (\$000)					Beyond 6 Years
					FY2019	FY2020	FY2021	FY2022	FY2023	
\$337,100	Plans and Engineering	\$739,568	\$264,568	\$475,000	\$0	\$0	\$0	\$0	\$0	\$0
\$1,000	Land	\$1,000	\$1,000	\$0	\$0	\$0	\$0	\$0	\$0	\$0
\$2,695,500	Construction	\$2,220,500	\$2,695,500	(\$475,000)	\$0	\$0	\$0	\$0	\$0	\$0
\$212,300	Overhead	\$209,033	\$209,033	\$0	\$0	\$0	\$0	\$0	\$0	\$0
\$3,245,900	Total	\$3,170,101	\$3,170,101	\$0	\$0	\$0	\$0	\$0	\$0	\$0
More (Less) Than Prior Year Program:		(\$75,799)	(\$75,799)	\$0	\$0	\$0	\$0	\$0	\$0	\$0

B560200 SO-PC-01

Class: Watershed Protection & Restor.

FY2018

Council Approved

Project Status

1. Current status of this project: Active
2. Action taken in Current Fiscal Year: Design
3. Action required to complete this project: Design, Right of Way Acquisition, Construction and Performance

Change from Prior Year

1. Change in Name or Description: None
2. Change in Total Project Cost: None
3. Change in Scope: None
4. Change in Timing: None

Estimated Operating Budget Impact: Indeterminate

Initial Total Project Cost Estimate

FY 2014 \$3,245,900

Financial Activity

	Expended	Encumbered	Total
April 1, 2015	\$510,331	\$1,015,951	\$1,526,281
April 1, 2016	\$1,277,245	\$527,516	\$1,804,762

Prior Year Project Total	Funding	Project Total	Prior Approval	Budget FY2018	Capital Program (\$000)					Beyond 6 Years
					FY2019	FY2020	FY2021	FY2022	FY2023	
\$3,245,900	WPRF Bonds	\$3,170,101	\$3,170,101	\$0	\$0	\$0	\$0	\$0	\$0	\$0
\$3,245,900	Total	\$3,170,101	\$3,170,101	\$0	\$0	\$0	\$0	\$0	\$0	\$0
More (Less) Than Prior Year Program:		(\$75,799)	(\$75,799)	\$0	\$0	\$0	\$0	\$0	\$0	\$0

B561000 WPRP Land Acquisition

Class: Watershed Protection & Restor.

FY2018

Council Approved

Description

This project involves the advance land acquisition of sites where future B-class projects will occur. This project is countywide and multi-year.

Location

Countywide

Benefit

Improved efficiency during execution of the capital improvement program.

Amendment History

Prior Year Project Total	Phase	Project Total	Prior Approval	Budget FY2018	Capital Program (\$000)					Beyond 6 Years
					FY2019	FY2020	FY2021	FY2022	FY2023	
\$1,000,000	Land	\$1,000,000	\$1,000,000	\$0	\$0	\$0	\$0	\$0	\$0	
\$1,000,000	Total	\$1,000,000	\$1,000,000	\$0	\$0	\$0	\$0	\$0	\$0	
More (Less) Than Prior Year Program:		\$0	\$0	\$0	\$0	\$0	\$0	\$0	\$0	Multi-Yr

B561000 WPRP Land Acquisition

Class: Watershed Protection & Restor.

FY2018

Council Approved

Project Status

1. Current status of this Project: Active
2. Action taken in Current Fiscal Year: None
3. Action required to complete this Project: Multi-year

Change from Prior Year

1. Change in Name or Description: None
2. Change in Total Project Cost: None
3. Change in Scope: None
4. Change in Timing: None

Estimated Operating Budget Impact: None

Initial Total Project Cost Estimate

FY 2016 \$1,000,000

Financial Activity

	Expended	Encumbered	Total
April 1, 2015	\$0	\$0	\$0
April 1, 2016	\$0	\$0	\$0

Prior Year Project Total	Funding	Project Total	Prior Approval	Budget FY2018	Capital Program (\$000)					Beyond 6 Years
					FY2019	FY2020	FY2021	FY2022	FY2023	
\$1,000,000	WPRF Bonds	\$1,000,000	\$1,000,000	\$0	\$0	\$0	\$0	\$0	\$0	
\$1,000,000	Total	\$1,000,000	\$1,000,000	\$0	\$0	\$0	\$0	\$0	\$0	
More (Less) Than Prior Year Program:		\$0	\$0	\$0	\$0	\$0	\$0	\$0	\$0	Multi-Yr

B561100 WPRP Restoration Grant

Class: Watershed Protection & Restor.

FY2018

Council Approved

Description

This project involves funding for a competitive, community restoration grant program administered by the Chesapeake Bay Trust. The restoration work accomplished through this program assists in the attainment of the County's clean water goals and compliance with its stormwater permits. This project is countywide and multi-year.

Location

Countywide

Benefit

Allows third-party partners to assist the County with achievement of its NPDES MS4 and Chesapeake Bay TMDL goals.

Amendment History

Prior Year Project Total	Phase	Project Total	Prior Approval	Budget FY2018	Capital Program (\$000)					Beyond 6 Years
					FY2019	FY2020	FY2021	FY2022	FY2023	
\$2,000,000	Other	\$3,000,000	\$2,000,000	\$1,000,000	\$0	\$0	\$0	\$0	\$0	\$0
\$2,000,000	Total	\$3,000,000	\$2,000,000	\$1,000,000	\$0	\$0	\$0	\$0	\$0	\$0
More (Less) Than Prior Year Program:		\$1,000,000	\$0	\$1,000,000	\$0	\$0	\$0	\$0	\$0	\$0

B561100 WPRP Restoration Grant

Class: Watershed Protection & Restor.

FY2018

Council Approved

Project Status

1. Current status of this Project: Active
2. Action taken in Current Fiscal Year: Implemented program
3. Action required to complete this Project: Multi-year

Change from Prior Year

1. Change in Name or Description: None
2. Change in Total Project Cost: Increase of \$1,000,000.
3. Change in Scope: None
4. Change in Timing: None

Estimated Operating Budget Impact: Indeterminate

Initial Total Project Cost Estimate

FY 2016 \$1,000,000

Financial Activity

	Expended	Encumbered	Total
April 1, 2015	\$0	\$0	\$0
April 1, 2016	\$1,000,000	\$0	\$1,000,000

Prior Year Project Total	Funding	Project Total	Prior Approval	Budget FY2018	Capital Program (\$000)					Beyond 6 Years
					FY2019	FY2020	FY2021	FY2022	FY2023	
\$2,000,000	WPRF Bonds	\$3,000,000	\$2,000,000	\$1,000,000	\$0	\$0	\$0	\$0	\$0	\$0
\$2,000,000	Total	\$3,000,000	\$2,000,000	\$1,000,000	\$0	\$0	\$0	\$0	\$0	\$0
More (Less) Than Prior Year Program:		\$1,000,000	\$0	\$1,000,000	\$0	\$0	\$0	\$0	\$0	\$0

B561200 WPRF Project Planning

Class: Watershed Protection & Restor.

FY2018

Council Approved

Description

Funds are approved and requested for preliminary planning and engineering, and cost estimating for proposed future Watershed Protection and Restoration capital projects. This is a revolving fund project that will be reimbursed when funds are appropriated for specific capital projects in the future.

Location

Countywide

Benefit

Provides for future planning of contemplated projects.

Amendment History

Prior Year Project Total	Phase	Project Total	Prior Approval	Budget FY2018	Capital Program (\$000)					Beyond 6 Years
					FY2019	FY2020	FY2021	FY2022	FY2023	
\$475,000	Plans and Engineering	\$475,000	\$475,000	\$0	\$0	\$0	\$0	\$0	\$0	
\$25,000	Overhead	\$25,000	\$25,000	\$0	\$0	\$0	\$0	\$0	\$0	
\$500,000	Total	\$500,000	\$500,000	\$0	\$0	\$0	\$0	\$0	\$0	
More (Less) Than Prior Year Program:		\$0	\$0	\$0	\$0	\$0	\$0	\$0	\$0	Multi-Yr

B561200 WPRF Project Planning

Class: Watershed Protection & Restor.

FY2018

Council Approved

Project Status

1. Current status of this Project: Active
2. Action taken in Current Fiscal Year: None
3. Action required to complete this Project: Multi-year

Change from Prior Year

1. Change in Name or Description: None
2. Change in Total Project Cost: None
3. Change in Scope: None
4. Change in Timing: None

Estimated Operating Budget Impact: Indeterminate

Initial Total Project Cost Estimate

FY 2016 \$500,000

Financial Activity

	Expended	Encumbered	Total
April 1, 2015	\$0	\$0	\$0
April 1, 2016	\$857	\$284,557	\$285,414

Prior Year Project Total	Funding	Project Total	Prior Approval	Budget FY2018	Capital Program (\$000)					Beyond 6 Years
					FY2019	FY2020	FY2021	FY2022	FY2023	
\$500,000	WPRF Bonds	\$500,000	\$500,000	\$0	\$0	\$0	\$0	\$0	\$0	
\$500,000	Total	\$500,000	\$500,000	\$0	\$0	\$0	\$0	\$0	\$0	
More (Less) Than Prior Year Program:		\$0	\$0	\$0	\$0	\$0	\$0	\$0	\$0	Multi-Yr

B567900 New Cut Rd Culvert - Construct

Class: Watershed Protection & Restor.

FY2018

Council Approved

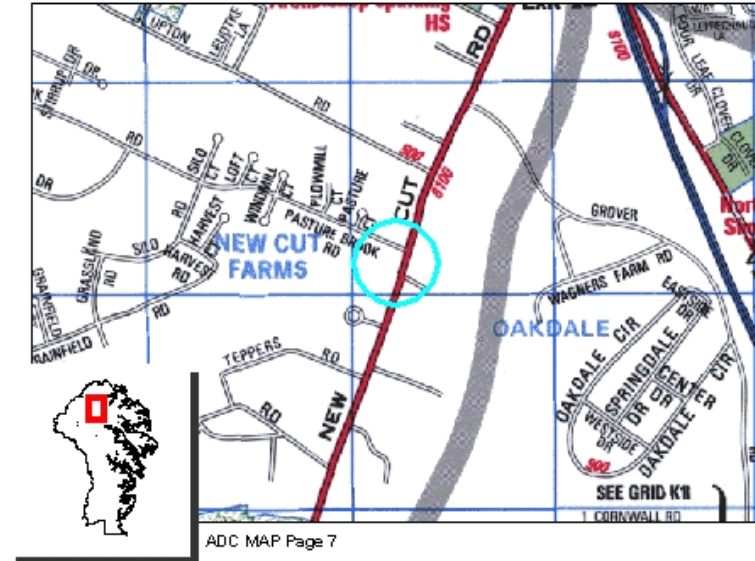
Description

This project consists of the removal of the deteriorated and undersized culvert, designed under project D480900, with a properly sized culvert and associated road improvements along New Cut Road over the unnamed tributary to the Severn Run.

Benefit

Preventive maintenance.

Amendment History



Prior Year Project Total	Phase	Project Total	Prior Approval	Budget FY2018	Capital Program (\$000)					Beyond 6 Years
					FY2019	FY2020	FY2021	FY2022	FY2023	
\$3,486,000	Construction	\$3,889,000	\$3,486,000	\$403,000	\$0	\$0	\$0	\$0	\$0	\$0
\$209,000	Overhead	\$194,000	\$209,000	(\$15,000)	\$0	\$0	\$0	\$0	\$0	\$0
\$3,695,000	Total	\$4,083,000	\$3,695,000	\$388,000	\$0	\$0	\$0	\$0	\$0	\$0
More (Less) Than Prior Year Program:		\$388,000	\$0	\$388,000	\$0	\$0	\$0	\$0	\$0	\$0

B567900 New Cut Rd Culvert - Construct

Class: Watershed Protection & Restor.

FY2018

Council Approved

Project Status

1. Current status of this project: Active
2. Action taken in Current Fiscal Year: Construction
3. Action required to complete this project: Construction and Performance

Change from Prior Year

1. Change in Name or Description: None
2. Change in Total Project Cost: Increase based on latest cost estimate and fiscal analysis
3. Change in Scope: None
4. Change in Timing: None

Estimated Operating Budget Impact: Indeterminate

Initial Total Project Cost Estimate

FY 0 \$0

Financial Activity

Expended	Encumbered	Total
April 1, 2015	\$0	\$0
April 1, 2016	\$9,234	\$206,206
		\$215,440

Prior Year Project Total	Funding	Project Total	Prior Approval	Budget FY2018	Capital Program (\$000)					Beyond 6 Years
					FY2019	FY2020	FY2021	FY2022	FY2023	
\$3,695,000	WPRF Bonds	\$4,083,000	\$3,695,000	\$388,000	\$0	\$0	\$0	\$0	\$0	\$0
\$3,695,000	Total	\$4,083,000	\$3,695,000	\$388,000	\$0	\$0	\$0	\$0	\$0	\$0
More (Less) Than Prior Year Program:		\$388,000	\$0	\$388,000	\$0	\$0	\$0	\$0	\$0	\$0

B568000 Shipley's Choice Stream Restor

Class: Watershed Protection & Restor.

FY2018

Council Approved

Description

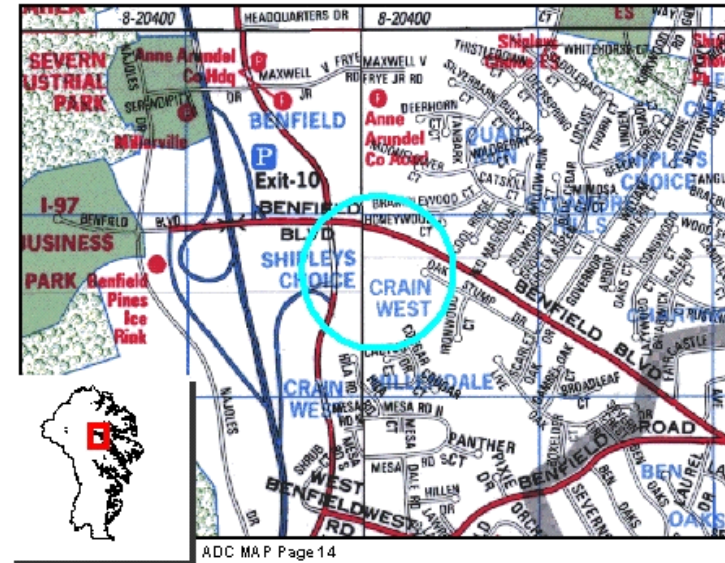
This project consists of the design and construction of a stable stream and wetland system in the Shipley's Choice community to provide water quality and stability benefits in the area downstream of a proposed dam removal project. The eroding channel discharges sediments and pollutants into a tributary of the Severn River.

This stream restoration work is moved from project Q543000 in the Water Quality Improvement Class to this new project.

Benefit

Water quality and stability benefits in the area downstream of a proposed dam removal project.

Amendment History



Prior Year Project Total	Phase	Project Total	Prior Approval	Budget FY2018	Capital Program (\$000)					Beyond 6 Years
					FY2019	FY2020	FY2021	FY2022	FY2023	
\$250,000	Plans and Engineering	\$250,000	\$250,000	\$0	\$0	\$0	\$0	\$0	\$0	\$0
\$100,000	Land	\$100,000	\$100,000	\$0	\$0	\$0	\$0	\$0	\$0	\$0
\$690,000	Construction	\$690,000	\$690,000	\$0	\$0	\$0	\$0	\$0	\$0	\$0
\$60,000	Overhead	\$60,000	\$60,000	\$0	\$0	\$0	\$0	\$0	\$0	\$0
\$1,100,000	Total	\$1,100,000	\$1,100,000	\$0	\$0	\$0	\$0	\$0	\$0	\$0
More (Less) Than Prior Year Program:		\$0	\$0	\$0	\$0	\$0	\$0	\$0	\$0	\$0

B568000 Shipley's Choice Stream Restor

Class: Watershed Protection & Restor.

FY2018

Council Approved

Project Status

1. Current status of this project: Programmed
2. Action taken in Current Fiscal Year: Programmed
3. Action required to complete this project: Programmed

Change from Prior Year

1. Change in Name or Description: None
2. Change in Total Project Cost: None
3. Change in Scope: None
4. Change in Timing: None

Estimated Operating Budget Impact: Indeterminate

Initial Total Project Cost Estimate

FY 0 \$0

Financial Activity

	Expended	Encumbered	Total
April 1, 2015	\$0	\$0	\$0
April 1, 2016	\$0	\$0	\$0

Prior Year Project Total	Funding	Project Total	Prior Approval	Budget FY2018	Capital Program (\$000)					Beyond 6 Years
					FY2019	FY2020	FY2021	FY2022	FY2023	
\$1,100,000	WPRF Bonds	\$1,100,000	\$1,100,000	\$0	\$0	\$0	\$0	\$0	\$0	\$0
\$1,100,000	Total	\$1,100,000	\$1,100,000	\$0	\$0	\$0	\$0	\$0	\$0	\$0
More (Less) Than Prior Year Program:		\$0	\$0	\$0	\$0	\$0	\$0	\$0	\$0	\$0

B568100 Old County Road SWM BMP - Cont

Class: Watershed Protection & Restor.

FY2018

Council Approved

Description

This project consists of design and construction of a BMP at the Cypress Creek Community and Park to improve water quality flowing to an existing bog. This bog provides stormwater quality management upstream of an Atlantic White Cedar Woodland area.

This project is to continue and complete the work begun under project Q516500.

Benefit

Water quality and habitat improvement.

Amendment History



Prior Year Project Total	Phase	Project Total	Prior Approval	Budget FY2018	Capital Program (\$000)					Beyond 6 Years
					FY2019	FY2020	FY2021	FY2022	FY2023	
\$10,000	Plans and Engineering	\$10,000	\$10,000	\$0	\$0	\$0	\$0	\$0	\$0	\$0
\$10,000	Land	\$10,000	\$10,000	\$0	\$0	\$0	\$0	\$0	\$0	\$0
\$590,000	Construction	\$590,000	\$590,000	\$0	\$0	\$0	\$0	\$0	\$0	\$0
\$31,000	Overhead	\$31,000	\$31,000	\$0	\$0	\$0	\$0	\$0	\$0	\$0
\$641,000	Total	\$641,000	\$641,000	\$0	\$0	\$0	\$0	\$0	\$0	\$0
More (Less) Than Prior Year Program:		\$0	\$0	\$0	\$0	\$0	\$0	\$0	\$0	\$0

B568100 Old County Road SWM BMP - Cont

Class: Watershed Protection & Restor.

FY2018

Council Approved

Project Status

1. Current status of this project: Active
2. Action taken in Current Fiscal Year: Design
3. Action required to complete this project: Design, Right of Way Acquisition, Construction and Performance

Change from Prior Year

1. Change in Name or Description: None
2. Change in Total Project Cost: None
3. Change in Scope: None
4. Change in Timing: None

Estimated Operating Budget Impact: Indeterminate

Initial Total Project Cost Estimate

FY 0 \$0

Financial Activity

	Expended	Encumbered	Total
April 1, 2015	\$0	\$0	\$0
April 1, 2016	\$0	\$0	\$0

Prior Year Project Total	Funding	Project Total	Prior Approval	Budget FY2018	Capital Program (\$000)					Beyond 6 Years
					FY2019	FY2020	FY2021	FY2022	FY2023	
\$641,000	WPRF Bonds	\$641,000	\$641,000	\$0	\$0	\$0	\$0	\$0	\$0	\$0
\$641,000	Total	\$641,000	\$641,000	\$0	\$0	\$0	\$0	\$0	\$0	\$0
More (Less) Than Prior Year Program:		\$0	\$0	\$0	\$0	\$0	\$0	\$0	\$0	\$0

B568200 Barrensdale Outfall Rest. Cont

Class: Watershed Protection & Restor.

FY2018

Council Approved

Description

This Project is for right-of-way acquisition and construction of stream restoration to a highly eroded stream channel from the outfall from the public stormwater management pond at Barrensdale Drive in the Magothy River Watershed. Construction includes modifications to the public stormwater management pond.

This project is to continue and complete the work begun under project Q551500.

Benefit

Provide water quality treatment for the pond's drainage area, thereby contributing to regulatory compliance under the County's NPDES MS4 Permit and will improve hydrology and ecology for the stream channel.

Amendment History



Prior Year Project Total	Phase	Project Total	Prior Approval	Budget FY2018	Capital Program (\$000)					Beyond 6 Years
					FY2019	FY2020	FY2021	FY2022	FY2023	
\$251,000	Plans and Engineering	\$251,000	\$251,000	\$0	\$0	\$0	\$0	\$0	\$0	\$0
\$750,000	Construction	\$750,000	\$750,000	\$0	\$0	\$0	\$0	\$0	\$0	\$0
\$50,000	Overhead	\$50,000	\$50,000	\$0	\$0	\$0	\$0	\$0	\$0	\$0
\$1,051,000	Total	\$1,051,000	\$1,051,000	\$0	\$0	\$0	\$0	\$0	\$0	\$0
More (Less) Than Prior Year Program:		\$0	\$0	\$0	\$0	\$0	\$0	\$0	\$0	\$0

B568200 Barrensdale Outfall Rest. Cont

Class: Watershed Protection & Restor.

FY2018

Council Approved

Project Status

1. Current status of this project: Active
2. Action taken in Current Fiscal Year: Design
3. Action required to complete this project: Design, Right of Way Acquisition, Construction and Performance

Change from Prior Year

1. Change in Name or Description: None
2. Change in Total Project Cost: None
3. Change in Scope: None
4. Change in Timing: None

Estimated Operating Budget Impact: Indeterminate

Initial Total Project Cost Estimate

FY 0 \$0

Financial Activity

	Expended	Encumbered	Total
April 1, 2015	\$0	\$0	\$0
April 1, 2016	\$902	\$0	\$902

Prior Year Project Total	Funding	Project Total	Prior Approval	Budget FY2018	Capital Program (\$000)					Beyond 6 Years
					FY2019	FY2020	FY2021	FY2022	FY2023	
\$1,051,000	WPRF Bonds	\$1,051,000	\$1,051,000	\$0	\$0	\$0	\$0	\$0	\$0	\$0
\$1,051,000	Total	\$1,051,000	\$1,051,000	\$0	\$0	\$0	\$0	\$0	\$0	\$0
More (Less) Than Prior Year Program:		\$0	\$0	\$0	\$0	\$0	\$0	\$0	\$0	\$0

B568300 Pub/Priv Perf of Wtr Qlty Imps

Class: Watershed Protection & Restor.

FY2018

Council Approved

Description

This project provides funding to incentivize the implementation of water quality restoration projects by private sector partners that will count towards the County's NPDES MS4 Permit and TMDL load reductions as well as State and Federal Permit conditions.

Location

Countywide

Benefit

Water Quality Improvement and Regulatory Compliance

Amendment History

Prior Year Project Total	Phase	Project Total	Prior Approval	Budget FY2018	Capital Program (\$000)					Beyond 6 Years
					FY2019	FY2020	FY2021	FY2022	FY2023	
\$10,000,000	Other	\$10,000,000	\$5,000,000	\$5,000,000	\$0	\$0	\$0	\$0	\$0	\$0
\$10,000,000	Total	\$10,000,000	\$5,000,000	\$5,000,000	\$0	\$0	\$0	\$0	\$0	\$0
More (Less) Than Prior Year Program:		\$0	\$0	\$0	\$0	\$0	\$0	\$0	\$0	\$0

B568300 Pub/Priv Perf of Wtr Qlty Imps

Class: Watershed Protection & Restor.

FY2018

Council Approved

Project Status

1. Current status of this project: Active
2. Action taken in Current Fiscal Year: RFP Solicitation
3. Action required to complete this project: Ongoing

Change from Prior Year

1. Change in Name or Description: None
2. Change in Total Project Cost: Increase of \$5,000,000.
3. Change in Scope: None
4. Change in Timing: None

Estimated Operating Budget Impact: Indeterminate

Initial Total Project Cost Estimate

FY 0 \$0

Financial Activity

	Expended	Encumbered	Total
April 1, 2015	\$0	\$0	\$0
April 1, 2016	\$0	\$3,826,276	\$3,826,276

Prior Year Project Total	Funding	Project Total	Prior Approval	Budget FY2018	Capital Program (\$000)					Beyond 6 Years
					FY2019	FY2020	FY2021	FY2022	FY2023	
\$10,000,000	WPRF Bonds	\$10,000,000	\$5,000,000	\$5,000,000	\$0	\$0	\$0	\$0	\$0	\$0
\$10,000,000	Total	\$10,000,000	\$5,000,000	\$5,000,000	\$0	\$0	\$0	\$0	\$0	\$0
More (Less) Than Prior Year Program:		\$0	\$0	\$0	\$0	\$0	\$0	\$0	\$0	\$0

B571100 Magothy Outfalls

Class: Watershed Protection & Restor.

FY2018 Council Approved

Description

Magothy River Outfalls

This project is for the design and construction for stormwater management infrastructure improvements necessary to comply with Federal and State clean water requirements. This project includes restoration and improvements to stormwater outfalls in the Magothy River watershed.

Benefit

Water Quality Improvement and Regulatory Compliance

Amendment History

Prior Year Project Total	Phase	Project Total	Prior Approval	Budget FY2018	Capital Program (\$000)					Beyond 6 Years
					FY2019	FY2020	FY2021	FY2022	FY2023	
	Plans and Engineering	\$1,992,800	\$1,992,800	\$0	\$0	\$0	\$0	\$0	\$0	\$0
	Land	\$397,600	\$397,600	\$0	\$0	\$0	\$0	\$0	\$0	\$0
	Construction	\$12,420,800	\$14,655,800	(\$2,235,000)	\$0	\$0	\$0	\$0	\$0	\$0
	Overhead	\$1,182,700	\$1,182,700	\$0	\$0	\$0	\$0	\$0	\$0	\$0
\$0	Total	\$15,993,900	\$18,228,900	(\$2,235,000)	\$0	\$0	\$0	\$0	\$0	\$0
	More (Less) Than Prior Year Program:	\$15,993,900	\$18,228,900	(\$2,235,000)	\$0	\$0	\$0	\$0	\$0	\$0

B571100 Magothy Outfalls

Class: Watershed Protection & Restor.

FY2018

Council Approved

Project Status

1. Current status of this project: Active
2. Action taken in Current Fiscal Year: None.
3. Action required to complete this project: Design, Right of Way Acquisition, Construction and Performance

Change from Prior Year

1. Change in Name or Description: None
2. Change in Total Project Cost: None
3. Change in Scope: None
4. Change in Timing: None

Estimated Operating Budget Impact: Indeterminate

Initial Total Project Cost Estimate

FY 0 \$0

Financial Activity

Expended	Encumbered	Total
April 1, 2015	\$0	\$0
April 1, 2016	\$0	\$114,006
		\$114,006

Prior Year Project Total	Funding	Project Total	Prior Approval	Budget FY2018	Capital Program (\$000)					Beyond 6 Years
					FY2019	FY2020	FY2021	FY2022	FY2023	
	WPRF Bonds	\$15,993,900	\$18,228,900	(\$2,235,000)	\$0	\$0	\$0	\$0	\$0	\$0
\$0	Total	\$15,993,900	\$18,228,900	(\$2,235,000)	\$0	\$0	\$0	\$0	\$0	\$0
	More (Less) Than Prior Year Program:	\$15,993,900	\$18,228,900	(\$2,235,000)	\$0	\$0	\$0	\$0	\$0	\$0

B571200 Patapsco Tidal Outfalls

Class: Watershed Protection & Restor.

FY2018 Council Approved

Description

Patapsco (Tidal) River Outfalls

This project is for the design and construction for stormwater management infrastructure improvements necessary to comply with Federal and State clean water requirements. This project includes restoration and improvements to stormwater outfalls in the Patapsco (Tidal) River watershed.

Benefit

Water Quality Improvement and Regulatory Compliance

Amendment History

Prior Year Project Total	Phase	Project Total	Prior Approval	Budget FY2018	Capital Program (\$000)					Beyond 6 Years
					FY2019	FY2020	FY2021	FY2022	FY2023	
	Plans and Engineering	\$120,900	\$120,900	\$0	\$0	\$0	\$0	\$0	\$0	\$0
	Land	\$110,000	\$110,000	\$0	\$0	\$0	\$0	\$0	\$0	\$0
	Construction	\$4,233,300	\$8,066,300	(\$3,833,000)	\$0	\$0	\$0	\$0	\$0	\$0
	Overhead	\$354,000	\$546,000	(\$192,000)	\$0	\$0	\$0	\$0	\$0	\$0
\$0	Total	\$4,818,200	\$8,843,200	(\$4,025,000)	\$0	\$0	\$0	\$0	\$0	\$0
	More (Less) Than Prior Year Program:	\$4,818,200	\$8,843,200	(\$4,025,000)	\$0	\$0	\$0	\$0	\$0	\$0

B571200 Patapsco Tidal Outfalls

Class: Watershed Protection & Restor.

FY2018

Council Approved

Project Status

1. Current status of this project: Active
2. Action taken in Current Fiscal Year: None.
3. Action required to complete this project: Design, Right of Way Acquisition, Construction and Performance

Change from Prior Year

1. Change in Name or Description: None
2. Change in Total Project Cost: Less construction anticipated in FY18.
3. Change in Scope: None
4. Change in Timing: None

Estimated Operating Budget Impact: Indeterminate

Initial Total Project Cost Estimate

FY 0 \$0

Financial Activity

Expended	Encumbered	Total
April 1, 2015	\$0	\$0
April 1, 2016	\$0	\$0

Prior Year Project Total	Funding	Project Total	Prior Approval	Budget FY2018	Capital Program (\$000)					Beyond 6 Years
					FY2019	FY2020	FY2021	FY2022	FY2023	
	WPRF Bonds	\$4,818,200	\$8,843,200	(\$4,025,000)	\$0	\$0	\$0	\$0	\$0	\$0
\$0	Total	\$4,818,200	\$8,843,200	(\$4,025,000)	\$0	\$0	\$0	\$0	\$0	\$0
More (Less) Than Prior Year Program:		\$4,818,200	\$8,843,200	(\$4,025,000)	\$0	\$0	\$0	\$0	\$0	\$0

B571600 Severn Outfalls

Class: Watershed Protection & Restor.

FY2018 Council Approved

Description

Severn River Outfalls

This project is for the design and construction for stormwater management infrastructure improvements necessary to comply with Federal and State clean water requirements. This project includes restoration and improvements to stormwater outfalls in the Severn River watershed.

Benefit

Water Quality Improvement and Regulatory Compliance

Amendment History

Prior Year Project Total	Phase	Project Total	Prior Approval	Budget FY2018	Capital Program (\$000)					Beyond 6 Years
					FY2019	FY2020	FY2021	FY2022	FY2023	
	Plans and Engineering	\$334,100	\$334,100	\$0	\$0	\$0	\$0	\$0	\$0	\$0
	Land	\$90,300	\$90,300	\$0	\$0	\$0	\$0	\$0	\$0	\$0
	Construction	\$1,960,400	\$1,960,400	\$0	\$0	\$0	\$0	\$0	\$0	\$0
	Overhead	\$188,300	\$188,300	\$0	\$0	\$0	\$0	\$0	\$0	\$0
\$0	Total	\$2,573,100	\$2,573,100	\$0	\$0	\$0	\$0	\$0	\$0	\$0
	More (Less) Than Prior Year Program:	\$2,573,100	\$2,573,100	\$0	\$0	\$0	\$0	\$0	\$0	\$0

B571600 Severn Outfalls

Class: Watershed Protection & Restor.

FY2018

Council Approved

Project Status

1. Current status of this project: Active
2. Action taken in Current Fiscal Year: None.
3. Action required to complete this project: Design, Right of Way Acquisition, Construction and Performance

Change from Prior Year

1. Change in Name or Description: None
2. Change in Total Project Cost: None
3. Change in Scope: None
4. Change in Timing: None

Estimated Operating Budget Impact: Indeterminate

Initial Total Project Cost Estimate

FY 0 \$0

Financial Activity

Expended	Encumbered	Total	
April 1, 2015	\$0	\$0	\$0
April 1, 2016	\$0	\$0	\$0

Prior Year Project Total	Funding	Project Total	Prior Approval	Budget FY2018	Capital Program (\$000)					Beyond 6 Years	
					FY2019	FY2020	FY2021	FY2022	FY2023		
	WPRF Bonds	\$2,573,100	\$2,573,100	\$0	\$0	\$0	\$0	\$0	\$0	\$0	\$0
\$0	Total	\$2,573,100	\$2,573,100	\$0	\$0	\$0	\$0	\$0	\$0	\$0	\$0
More (Less) Than Prior Year Program:		\$2,573,100	\$2,573,100	\$0	\$0	\$0	\$0	\$0	\$0	\$0	\$0

B571700 South Outfalls

Class: Watershed Protection & Restor.

FY2018 Council Approved

Description

South River Outfalls

This project is for the design and construction for stormwater management infrastructure improvements necessary to comply with Federal and State clean water requirements. This project includes restoration and improvements to stormwater outfalls in the South River watershed.

Benefit

Water Quality Improvement and Regulatory Compliance

Amendment History

Prior Year Project Total	Phase	Project Total	Prior Approval	Budget FY2018	Capital Program (\$000)					Beyond 6 Years
					FY2019	FY2020	FY2021	FY2022	FY2023	
	Plans and Engineering	\$1,184,800	\$1,184,800	\$0	\$0	\$0	\$0	\$0	\$0	\$0
	Land	\$480,500	\$480,500	\$0	\$0	\$0	\$0	\$0	\$0	\$0
	Construction	\$14,376,800	\$16,626,800	(\$2,250,000)	\$0	\$0	\$0	\$0	\$0	\$0
	Overhead	\$1,303,100	\$1,303,100	\$0	\$0	\$0	\$0	\$0	\$0	\$0
\$0	Total	\$17,345,200	\$19,595,200	(\$2,250,000)	\$0	\$0	\$0	\$0	\$0	\$0
	More (Less) Than Prior Year Program:	\$17,345,200	\$19,595,200	(\$2,250,000)	\$0	\$0	\$0	\$0	\$0	\$0

B571700 South Outfalls

Class: Watershed Protection & Restor.

FY2018

Council Approved

Project Status

1. Current status of this project: Active
2. Action taken in Current Fiscal Year: None.
3. Action required to complete this project: Design, Right of Way Acquisition, Construction and Performance

Change from Prior Year

1. Change in Name or Description: None
2. Change in Total Project Cost: None
3. Change in Scope: None
4. Change in Timing: None

Estimated Operating Budget Impact: Indeterminate

Initial Total Project Cost Estimate

FY 0 \$0

Financial Activity

Expended	Encumbered	Total
April 1, 2015	\$0	\$0
April 1, 2016	\$0	\$0

Prior Year Project Total	Funding	Project Total	Prior Approval	Budget FY2018	Capital Program (\$000)					Beyond 6 Years
					FY2019	FY2020	FY2021	FY2022	FY2023	
	WPRF Bonds	\$17,345,200	\$19,595,200	(\$2,250,000)	\$0	\$0	\$0	\$0	\$0	\$0
\$0	Total	\$17,345,200	\$19,595,200	(\$2,250,000)	\$0	\$0	\$0	\$0	\$0	\$0
More (Less) Than Prior Year Program:		\$17,345,200	\$19,595,200	(\$2,250,000)	\$0	\$0	\$0	\$0	\$0	\$0

B573700 Kingsberry Rd Stream Restor.

Class: Watershed Protection & Restor.

FY2018

Council Approved

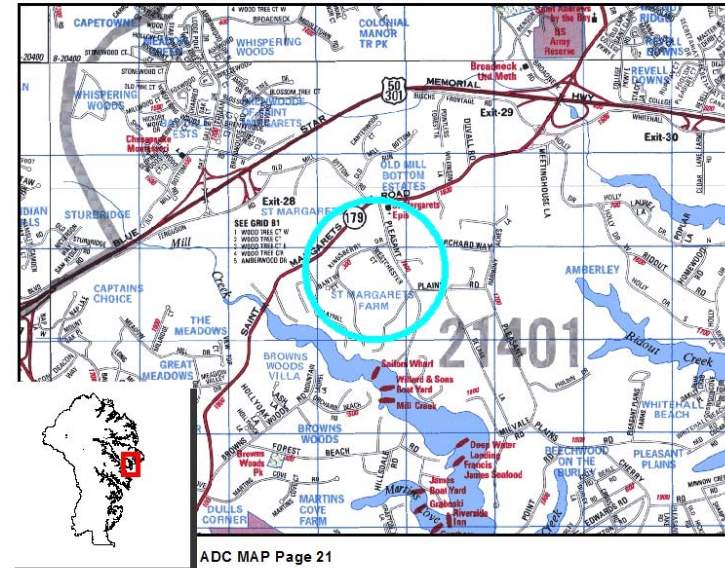
Description

This Project is for right-of-way acquisition and construction of stream restoration to a highly eroded stream channel from several outfalls in the vicinity of Kingsberry Drive in the Severn River Watershed.

Benefit

Water Quality Improvement and Regulatory Compliance

Amendment History



Prior Year Project Total	Phase	Project Total	Prior Approval	Budget FY2018	Capital Program (\$000)					Beyond 6 Years
					FY2019	FY2020	FY2021	FY2022	FY2023	
	Land	\$10,000	\$0	\$10,000	\$0	\$0	\$0	\$0	\$0	\$0
	Construction	\$1,323,000	\$0	\$1,323,000	\$0	\$0	\$0	\$0	\$0	\$0
	Overhead	\$67,000	\$0	\$67,000	\$0	\$0	\$0	\$0	\$0	\$0
\$0	Total	\$1,400,000	\$0	\$1,400,000	\$0	\$0	\$0	\$0	\$0	\$0
More (Less) Than Prior Year Program:		\$1,400,000	\$0	\$1,400,000	\$0	\$0	\$0	\$0	\$0	\$0

B573700 Kingsberry Rd Stream Restor.

Class: Watershed Protection & Restor.

FY2018

Council Approved

Project Status

1. Current Status Of This Project: New Project Request
2. Action Taken In Current FY: New Project Request
3. Action Required To Complete This Project: New Project Request

Change from Prior Year

1. Change in Name or Description: New Project
2. Change in Total Project Cost: New Project
3. Change in Scope: New Project
4. Change in Timing: New Project

Estimated Operating Budget Impact: Indeterminate

Initial Total Project Cost Estimate

FY 0 \$0

Financial Activity

	Expended	Encumbered	Total
April 1, 2015	\$0	\$0	\$0
April 1, 2016	\$0	\$0	\$0

Prior Year Project Total	Funding	Project Total	Prior Approval	Budget FY2018	Capital Program (\$000)					Beyond 6 Years
					FY2019	FY2020	FY2021	FY2022	FY2023	
	WPRF Bonds	\$300,000	\$0	\$300,000	\$0	\$0	\$0	\$0	\$0	\$0
	Other State Grants	\$1,100,000	\$0	\$1,100,000	\$0	\$0	\$0	\$0	\$0	\$0
\$0	Total	\$1,400,000	\$0	\$1,400,000	\$0	\$0	\$0	\$0	\$0	\$0
More (Less) Than Prior Year Program:		\$1,400,000	\$0	\$1,400,000	\$0	\$0	\$0	\$0	\$0	\$0

This page intentionally blank