

Dredging

Project Title	Page
Broadwater Creek Dredging 2	169
Carrs Creek Dredging 2	170
Chg Agnst Dredging Closed Proj	150
Church Creek Dredging	163
Cocky Creek Dredging 2	167
CSX DMP Site Restoration	151
DMP Site Management	157
Duvall Creek Dredging	161
Marley Creek Dredging	164
Parker Creek Dredging 2	168
Pocahontas Creek Dredging	154
Rock Creek DMP Restoration	152
Rock Creek Dredging	166
Rockhold Crk County Dredging	153
SAV Monitoring	160
Sloop,Eli&Long Coves Retrofits	158
Upper Magothy River Dredging	165
Upper West River Dredging	162
Waterway Dredge Placement	156
Waterway Improv Proj Pln	155
Waterway Improvement Program	159

This page intentionally blank

Capital Budget and Program

Anne Arundel County, Maryland

Project Class Summary - Project Listing

Council Approved

Project	Project Title	Total	Prior	FY2018	FY2019	FY2020	FY2021	FY2022	FY2023
Project Class Dredging									
D346400	Chg Agnst Dredging Closed Proj	\$5,983	\$5,983	\$0	\$0	\$0	\$0	\$0	\$0
D562500	CSX DMP Site Restoration	\$277,000	\$327,000	(\$50,000)	\$0	\$0	\$0	\$0	\$0
D562600	Rock Creek DMP Restoration	\$328,000	\$618,000	(\$290,000)	\$0	\$0	\$0	\$0	\$0
D562700	Rockhold Crk County Dredging	\$2,723,000	\$2,843,000	(\$120,000)	\$0	\$0	\$0	\$0	\$0
D562800	Pocahontas Creek Dredging	\$469,733	\$469,733	\$0	\$0	\$0	\$0	\$0	\$0
Q463600	Waterway Improv Proj Pln	\$685,909	\$685,909	\$0	\$0	\$0	\$0	\$0	\$0
Q475000	Waterway Dredge Placement	\$2,127,262	\$1,902,262	\$225,000	\$0	\$0	\$0	\$0	\$0
Q500000	DMP Site Management	\$1,559,271	\$709,271	\$100,000	\$150,000	\$150,000	\$150,000	\$150,000	\$150,000
Q514100	Sloop,Eli&Long Coves Retrofits	\$1,287,576	\$1,287,576	\$0	\$0	\$0	\$0	\$0	\$0
Q514600	Waterway Improvement Program	\$5,000,000	\$0	\$0	\$1,000,000	\$1,000,000	\$1,000,000	\$1,000,000	\$1,000,000
Q542900	SAV Monitoring	\$352,788	\$52,788	\$50,000	\$50,000	\$50,000	\$50,000	\$50,000	\$50,000
Q548200	Duvall Creek Dredging	\$776,104	\$776,104	\$0	\$0	\$0	\$0	\$0	\$0
Q561900	Upper West River Dredging	\$887,000	\$887,000	\$0	\$0	\$0	\$0	\$0	\$0
Q567600	Church Creek Dredging	\$446,793	\$469,793	(\$23,000)	\$0	\$0	\$0	\$0	\$0
Q567700	Marley Creek Dredging	\$1,173,474	\$1,173,474	\$0	\$0	\$0	\$0	\$0	\$0
Q570400	Upper Magothy River Dredging	\$634,000	\$634,000	\$0	\$0	\$0	\$0	\$0	\$0
Q570500	Rock Creek Dredging	\$214,000	\$214,000	\$0	\$0	\$0	\$0	\$0	\$0
Q570600	Cocky Creek Dredging 2	\$434,000	\$434,000	\$0	\$0	\$0	\$0	\$0	\$0
Q570700	Parker Creek Dredging 2	\$840,000	\$840,000	\$0	\$0	\$0	\$0	\$0	\$0
Q573500	Broadwater Creek Dredging 2	\$1,145,000	\$0	\$1,145,000	\$0	\$0	\$0	\$0	\$0
Q573600	Carrs Creek Dredging 2	\$895,000	\$0	\$895,000	\$0	\$0	\$0	\$0	\$0
Total Dredging		\$22,261,894	\$14,329,894	\$1,932,000	\$1,200,000	\$1,200,000	\$1,200,000	\$1,200,000	\$1,200,000

Capital Budget and Program

Anne Arundel County, Maryland

Project Class Summary - Funding Detail							Council Approved		
Project	Project Title	Total	Prior	FY2018	FY2019	FY2020	FY2021	FY2022	FY2023
Project Class Dredging									
Bonds									
	General County Bonds	\$15,492,358	\$9,633,358	\$859,000	\$1,000,000	\$1,000,000	\$1,000,000	\$1,000,000	\$1,000,000
	WPRF Bonds	\$0	\$0	\$0	\$0	\$0	\$0	\$0	\$0
	Bonds	\$15,492,358	\$9,633,358	\$859,000	\$1,000,000	\$1,000,000	\$1,000,000	\$1,000,000	\$1,000,000
PayGo									
	General Fund PayGo	\$2,271,109	\$1,118,321	\$152,788	\$200,000	\$200,000	\$200,000	\$200,000	\$200,000
	PayGo	\$2,271,109	\$1,118,321	\$152,788	\$200,000	\$200,000	\$200,000	\$200,000	\$200,000
Grants & Aid									
	MD Waterway Improvement	\$4,498,426	\$3,578,214	\$920,212	\$0	\$0	\$0	\$0	\$0
	Other State Grants	\$0	\$0	\$0	\$0	\$0	\$0	\$0	\$0
	Grants & Aid	\$4,498,426	\$3,578,214	\$920,212	\$0	\$0	\$0	\$0	\$0
	Dredging	\$22,261,894	\$14,329,894	\$1,932,000	\$1,200,000	\$1,200,000	\$1,200,000	\$1,200,000	\$1,200,000

This page intentionally blank

D346400 Chg Agnst Dredging Closed Proj

Class: Dredging

FY2018

Council Approved

Description

Funds are approved to allow for settlement of claims and items during project performance phase for dredging capital projects that have been closed out.

Available balances from completed projects will be the primary source of funding for this project.

Location

Countywide

Benefit

This fund will ensure that we can settle claims in the most expedient manner.

Amendment History

Prior approval has been adjusted to show the closing of jobs on this project. County Council removed \$40,000 via amendment #27 to Bill 28-10. County Council removed \$3,500 via amendments #15 and #62 to Bill 31-12.

Prior Year Project Total	Phase	Project Total	Prior Approval	Budget FY2018	Capital Program (\$000)					Beyond 6 Years
					FY2019	FY2020	FY2021	FY2022	FY2023	
\$75,646	Other	\$5,983	\$5,983	\$0	\$0	\$0	\$0	\$0	\$0	
\$75,646	Total	\$5,983	\$5,983	\$0	\$0	\$0	\$0	\$0	\$0	
More (Less) Than Prior Year Program:		(\$69,663)	(\$69,663)	\$0	\$0	\$0	\$0	\$0	\$0	Multi-Yr

D346400 Chg Agnst Dredging Closed Proj

Class: Dredging

FY2018

Council Approved

Project Status

1. Current Status Of This Project: Active
2. Action Taken In Current Fiscal Year: Multi-Year
3. Action Required To Complete This Project: Multi-Year

Change from Prior Year

1. Change in Name or Description: None
2. Change in Total Project Cost: None
3. Change in Scope: None
4. Change in Timing: None

Estimated Operating Budget Impact: None

Initial Total Project Cost Estimate

FY 1987 \$51,000

Financial Activity

	Expended	Encumbered	Total
April 1, 2015	\$68,472	\$1,191	\$69,663
April 1, 2016	\$0	\$0	\$0

Prior Year Project Total	Funding	Project Total	Prior Approval	Budget FY2018	Capital Program (\$000)					Beyond 6 Years
					FY2019	FY2020	FY2021	FY2022	FY2023	
\$65,646	General County Bonds	\$0	\$0	\$0	\$0	\$0	\$0	\$0	\$0	
\$10,000	General Fund PayGo	\$5,983	\$5,983	\$0	\$0	\$0	\$0	\$0	\$0	
\$75,646	Total	\$5,983	\$5,983	\$0	\$0	\$0	\$0	\$0	\$0	
More (Less) Than Prior Year Program:		(\$69,663)	(\$69,663)	\$0	\$0	\$0	\$0	\$0	\$0	Multi-Yr

D562500 CSX DMP Site Restoration

Class: Dredging

FY2018

Council Approved

Description

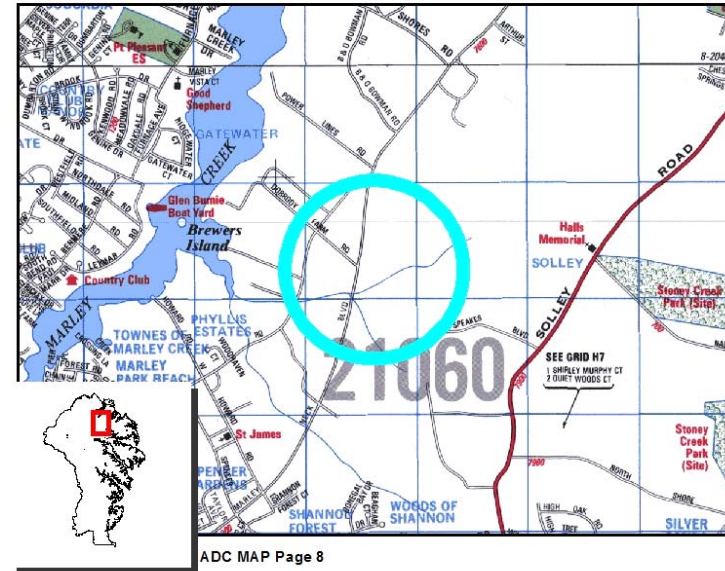
This Project is for the restoration of the Dredge Material Placement (DMP) site on Marley Neck Blvd. to include design and construction to restore the embankment, liner and perimeter fencing.

Benefit

Rehabilitation of County dredging infrastructure to extend its useful life.

Amendment History

CC removed \$50k via AMD #14 to Bill 36-17.



Prior Year Project Total	Phase	Project Total	Prior Approval	Budget FY2018	Capital Program (\$000)					Beyond 6 Years
					FY2019	FY2020	FY2021	FY2022	FY2023	
\$65,000	Plans and Engineering	\$65,000	\$65,000	\$0	\$0	\$0	\$0	\$0	\$0	\$0
\$240,000	Construction	\$190,000	\$240,000	(\$50,000)	\$0	\$0	\$0	\$0	\$0	\$0
\$22,000	Overhead	\$22,000	\$22,000	\$0	\$0	\$0	\$0	\$0	\$0	\$0
\$327,000	Total	\$277,000	\$327,000	(\$50,000)	\$0	\$0	\$0	\$0	\$0	\$0
More (Less) Than Prior Year Program:		(\$50,000)	\$0	(\$50,000)	\$0	\$0	\$0	\$0	\$0	\$0

D562500 CSX DMP Site Restoration

Class: Dredging

FY2018

Council Approved

Project Status

1. Current status of this Project: Active
2. Action taken in Current Fiscal Year: Design
3. Action required to complete this Project: Design, Construction and Performance

Change from Prior Year

1. Change in Name or Description: None
2. Change in Total Project Cost: None
3. Change in Scope: None
4. Change in Timing: None

Estimated Operating Budget Impact: Indeterminate

Initial Total Project Cost Estimate

FY 2015 \$327,000

Financial Activity

	Expended	Encumbered	Total
April 1, 2015	\$36,992	\$14,455	\$51,446
April 1, 2016	\$199,400	\$36,209	\$235,609

Prior Year Project Total	Funding	Project Total	Prior Approval	Budget FY2018	Capital Program (\$000)					Beyond 6 Years
					FY2019	FY2020	FY2021	FY2022	FY2023	
\$327,000	General County Bonds	\$277,000	\$327,000	(\$50,000)	\$0	\$0	\$0	\$0	\$0	\$0
\$327,000	Total	\$277,000	\$327,000	(\$50,000)	\$0	\$0	\$0	\$0	\$0	\$0
More (Less) Than Prior Year Program:		(\$50,000)	\$0	(\$50,000)	\$0	\$0	\$0	\$0	\$0	\$0

D562600 Rock Creek DMP Restoration

Class: Dredging

FY2018

Council Approved

Description

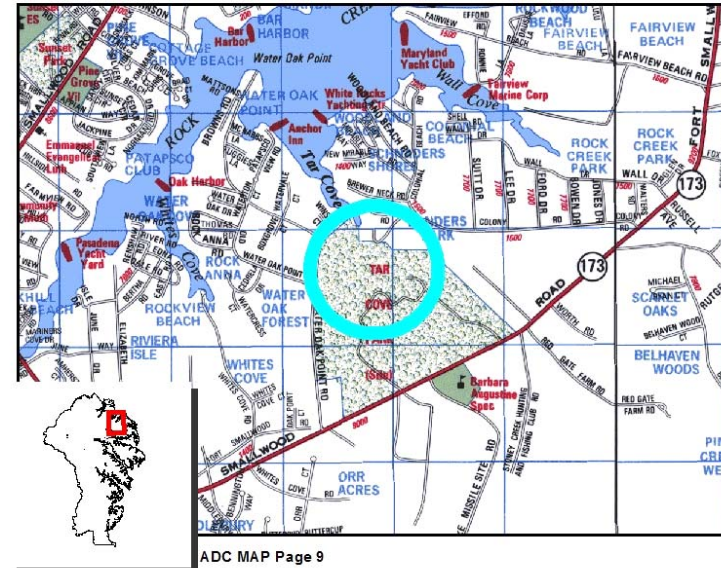
This Project is for the restoration of the Rock Creek Dredge Material Placement (DMP) site on Water Oak Point Rd. to include design and construction to restore the embankment and provide an additional 25,000 cubic yard capacity.

Benefit

Rehabilitation of County dredging infrastructure to extend its useful life and Service Expansion to provide added capacity in support of the County Dredging program.

Amendment History

CC removed \$290k via AMD #15 to Bill 36-17.



Prior Year Project Total	Phase	Project Total	Prior Approval	Budget FY2018	Capital Program (\$000)					Beyond 6 Years
					FY2019	FY2020	FY2021	FY2022	FY2023	
\$65,000	Plans and Engineering	\$65,000	\$65,000	\$0	\$0	\$0	\$0	\$0	\$0	\$0
\$512,000	Construction	\$222,000	\$512,000	(\$290,000)	\$0	\$0	\$0	\$0	\$0	\$0
\$41,000	Overhead	\$41,000	\$41,000	\$0	\$0	\$0	\$0	\$0	\$0	\$0
\$618,000	Total	\$328,000	\$618,000	(\$290,000)	\$0	\$0	\$0	\$0	\$0	\$0
More (Less) Than Prior Year Program:		(\$290,000)	\$0	(\$290,000)	\$0	\$0	\$0	\$0	\$0	\$0

D562600 Rock Creek DMP Restoration

Class: Dredging

FY2018

Council Approved

Project Status

1. Current status of this Project: Active
2. Action taken in Current Fiscal Year: Design
3. Action required to complete this Project: Design, Construction and Performance

Change from Prior Year

1. Change in Name or Description: None
2. Change in Total Project Cost: None
3. Change in Scope: None
4. Change in Timing: None

Estimated Operating Budget Impact: Indeterminate

Initial Total Project Cost Estimate

FY 2015 \$618,000

Financial Activity

	Expended	Encumbered	Total
April 1, 2015	\$31,557	\$29,968	\$61,525
April 1, 2016	\$31,557	\$226,005	\$257,562

Prior Year Project Total	Funding	Project Total	Prior Approval	Budget FY2018	Capital Program (\$000)					Beyond 6 Years
					FY2019	FY2020	FY2021	FY2022	FY2023	
\$618,000	General County Bonds	\$328,000	\$618,000	(\$290,000)	\$0	\$0	\$0	\$0	\$0	\$0
\$618,000	Total	\$328,000	\$618,000	(\$290,000)	\$0	\$0	\$0	\$0	\$0	\$0
More (Less) Than Prior Year Program:		(\$290,000)	\$0	(\$290,000)	\$0	\$0	\$0	\$0	\$0	\$0

D562700 Rockhold Crk County Dredging

Class: Dredging

FY2018 Council Approved

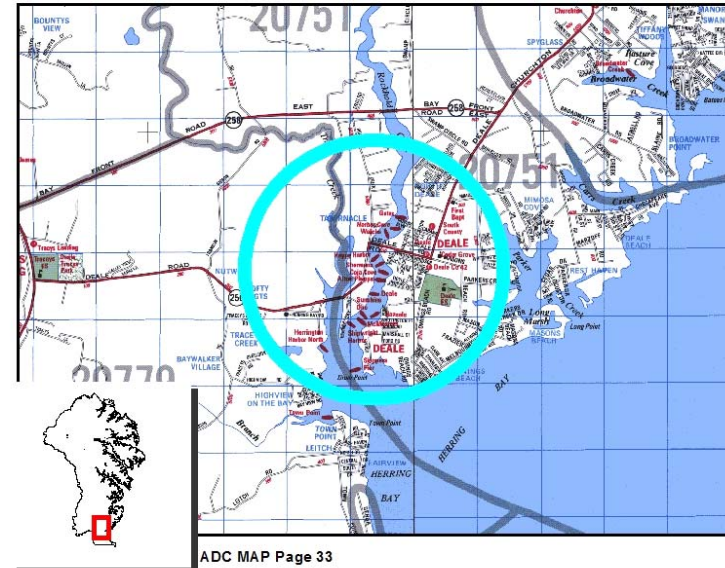
Description

This project is to dredge the Rockhold Creek County Channel to restore recreational boating to the community. The Project includes design and construction of the dredge material placement (DMP) site at the headwaters of Rockhold Creek, dredging approximately 23,400 cubic yards of material from the Rockhold Creek County channel and closure of the DMP site.

Benefit

Restore recreational boating access to the community.

Amendment History



Prior Year Project Total	Phase	Project Total	Prior Approval	Budget FY2018	Capital Program (\$000)					Beyond 6 Years
					FY2019	FY2020	FY2021	FY2022	FY2023	
\$254,000	Plans and Engineering	\$254,000	\$254,000	\$0	\$0	\$0	\$0	\$0	\$0	\$0
\$20,000	Land	\$20,000	\$20,000	\$0	\$0	\$0	\$0	\$0	\$0	\$0
\$2,513,000	Construction	\$2,269,000	\$2,384,000	(\$115,000)	\$0	\$0	\$0	\$0	\$0	\$0
\$191,000	Overhead	\$180,000	\$185,000	(\$5,000)	\$0	\$0	\$0	\$0	\$0	\$0
\$2,978,000	Total	\$2,723,000	\$2,843,000	(\$120,000)	\$0	\$0	\$0	\$0	\$0	\$0
More (Less) Than Prior Year Program:		(\$255,000)	(\$135,000)	(\$120,000)	\$0	\$0	\$0	\$0	\$0	\$0

D562700 Rockhold Crk County Dredging

Class: Dredging

FY2018 Council Approved

Project Status

1. Current status of this Project: Active
2. Action taken in Current Fiscal Year: Construction
3. Action required to complete this Project: Performance

Change from Prior Year

1. Change in Name or Description: None
2. Change in Total Project Cost: Deappropriation Based On Actual Cost
3. Change in Scope: None
4. Change in Timing: None

Estimated Operating Budget Impact: Indeterminate

Initial Total Project Cost Estimate

FY 2015 \$2,978,000

Financial Activity

	Expended	Encumbered	Total
April 1, 2015	\$938,641	\$225,253	\$1,163,893
April 1, 2016	\$2,306,630	\$34,021	\$2,340,651

Prior Year Project Total	Funding	Project Total	Prior Approval	Budget FY2018	Capital Program (\$000)					Beyond 6 Years
					FY2019	FY2020	FY2021	FY2022	FY2023	
\$1,597,000	General County Bonds	\$1,342,000	\$1,462,000	(\$120,000)	\$0	\$0	\$0	\$0	\$0	\$0
\$1,381,000	MD Waterway Improvement	\$1,381,000	\$1,381,000	\$0	\$0	\$0	\$0	\$0	\$0	\$0
\$2,978,000	Total	\$2,723,000	\$2,843,000	(\$120,000)	\$0	\$0	\$0	\$0	\$0	\$0
More (Less) Than Prior Year Program:		(\$255,000)	(\$135,000)	(\$120,000)	\$0	\$0	\$0	\$0	\$0	\$0

D562800 Pocahontas Creek Dredging

Class: Dredging

FY2018 Council Approved

Description

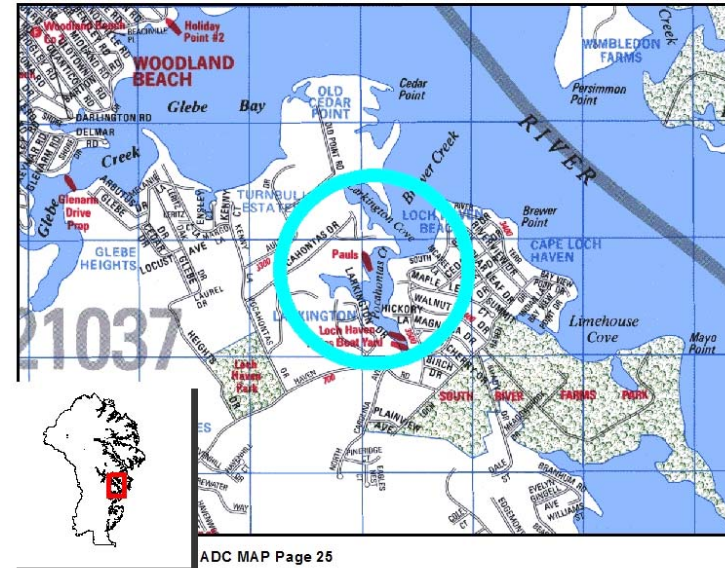
This project is to dredge the Pocahontas Creek Channel to restore recreational boating to the community. This project includes design and dredging of approximately 4,200 cubic yards of material from the Pocahontas Creek Entrance channel and Headwaters and Larkington Cove Entrance Channel in Pocahontas Creek.

Benefit

Restore recreational boating access to the community.

Amendment History

Removed \$397,000 via AMD #34 to Bill 23-14. County Council removed \$119k via AMD #55 to Bill 29-15.



Prior Year Project Total	Phase	Project Total	Prior Approval	Budget FY2018	Capital Program (\$000)					Beyond 6 Years
					FY2019	FY2020	FY2021	FY2022	FY2023	
\$106,000	Plans and Engineering	\$106,000	\$106,000	\$0	\$0	\$0	\$0	\$0	\$0	\$0
\$20,000	Land	\$20,000	\$20,000	\$0	\$0	\$0	\$0	\$0	\$0	\$0
\$435,000	Construction	\$317,733	\$317,733	\$0	\$0	\$0	\$0	\$0	\$0	\$0
\$32,000	Overhead	\$26,000	\$26,000	\$0	\$0	\$0	\$0	\$0	\$0	\$0
\$593,000	Total	\$469,733	\$469,733	\$0	\$0	\$0	\$0	\$0	\$0	\$0
More (Less) Than Prior Year Program:		(\$123,267)	(\$123,267)	\$0	\$0	\$0	\$0	\$0	\$0	\$0

D562800 Pocahontas Creek Dredging

Class: Dredging

FY2018

Council Approved

Project Status

1. Current status of this Project: Active
2. Action taken in Current Fiscal Year: Construction
3. Action required to complete this Project: Performance

Change from Prior Year

1. Change in Name or Description: None
2. Change in Total Project Cost: None
3. Change in Scope: None
4. Change in Timing: None

Estimated Operating Budget Impact: Indeterminate

Initial Total Project Cost Estimate

FY 2015 \$366,000

Financial Activity

	Expended	Encumbered	Total
April 1, 2015	\$316,657	\$0	\$316,657
April 1, 2016	\$450,462	\$0	\$450,462

Prior Year Project Total	Funding	Project Total	Prior Approval	Budget FY2018	Capital Program (\$000)					Beyond 6 Years
					FY2019	FY2020	FY2021	FY2022	FY2023	
\$363,000	General County Bonds	\$267,989	\$267,989	\$0	\$0	\$0	\$0	\$0	\$0	\$0
\$230,000	MD Waterway Improvement	\$201,744	\$201,744	\$0	\$0	\$0	\$0	\$0	\$0	\$0
\$593,000	Total	\$469,733	\$469,733	\$0	\$0	\$0	\$0	\$0	\$0	\$0
More (Less) Than Prior Year Program:		(\$123,267)	(\$123,267)	\$0	\$0	\$0	\$0	\$0	\$0	\$0

Q463600 Waterway Improv Proj Pln

Class: Dredging

FY2018

Council Approved

Description

This project is to complete feasibility study, schematic design and permit acquisition for future planned dredging, water quality improvement, DMP site and watershed retrofit projects in the waterway class. This will be a revolving fund project to be repaid by those that move to stand alone projects for design and construction. This project is linked to Q5146 Waterway Imp.

Location

Countywide

Benefit

Advanced planning for dredging and water quality projects.

Amendment History

Prior approval has been adjusted to show the closing of jobs on this project. County Council removed \$128,000 via amendment #55 to Bill 24-09. Council removed \$54,000 via amendments #16 and #98 to Bill 31-12.

Prior Year Project Total	Phase	Project Total	Prior Approval	Budget FY2018	Capital Program (\$000)					Beyond 6 Years
					FY2019	FY2020	FY2021	FY2022	FY2023	
\$459,383	Plans and Engineering	\$459,192	\$459,192	\$0	\$0	\$0	\$0	\$0	\$0	
\$41,815	Construction	\$41,815	\$41,815	\$0	\$0	\$0	\$0	\$0	\$0	
\$48,352	Overhead	\$48,234	\$48,234	\$0	\$0	\$0	\$0	\$0	\$0	
\$136,668	Other	\$136,668	\$136,668	\$0	\$0	\$0	\$0	\$0	\$0	
\$686,218	Total	\$685,909	\$685,909	\$0	\$0	\$0	\$0	\$0	\$0	
More (Less) Than Prior Year Program:		(\$309)	(\$309)	\$0	\$0	\$0	\$0	\$0	\$0	Multi-Yr

Q463600 Waterway Improv Proj Pln

Class: Dredging

FY2018

Council Approved

Project Status

1. Current Status Of This Project: Active
2. Action Taken In Current Fiscal Year: Feasibility Studies, Schematic Designs and Permit Acquisitions.
3. Action Required To Complete This Project: Multi-Year

Change from Prior Year

1. Change in Name or Description: None
2. Change in Total Project Cost: None
3. Change in Scope: None
4. Change in Timing: None

Estimated Operating Budget Impact: None

Initial Total Project Cost Estimate

FY 1997 \$600,000

Financial Activity

	Expended	Encumbered	Total
April 1, 2015	\$479,182	\$156,820	\$636,001
April 1, 2016	\$581,582	\$31,682	\$613,264

Prior Year Project Total	Funding	Project Total	Prior Approval	Budget FY2018	Capital Program (\$000)					Beyond 6 Years
					FY2019	FY2020	FY2021	FY2022	FY2023	
\$358,725	General County Bonds	\$358,416	\$358,416	\$0	\$0	\$0	\$0	\$0	\$0	
\$327,493	General Fund PayGo	\$327,493	\$327,493	\$0	\$0	\$0	\$0	\$0	\$0	
\$686,218	Total	\$685,909	\$685,909	\$0	\$0	\$0	\$0	\$0	\$0	
More (Less) Than Prior Year Program:		(\$309)	(\$309)	\$0	\$0	\$0	\$0	\$0	\$0	Multi-Yr

Q475000 Waterway Dredge Placement

Class: Dredging

FY2018

Council Approved

Description

This project is intended to provide material placement capacity for dredged material from miscellaneous waterway Dredging Projects in Anne Arundel County.

This project is intended to authorize permitting, design, construction and right of way/land acquisition for placement of material in upland, shoreline or in-water sites (to be determined) to meet the needs of main channel projects identified elsewhere in the CIP. Beneficial reuse of dredge material for examples such as shoreline erosion control, marsh creation, wetland creation or other similar planned environmental habitat enhancement concepts will be considered for material placement.

Location

Countywide

Benefit

Provides capacity for dredging projects.

Amendment History

County Council adjusts FY2001 request and FY2002 program via amendments #2 and #3 to Bill #28-00. Prior approval has been adjusted to show the closing of jobs on this project.

Prior Year Project Total	Phase	Project Total	Prior Approval	Budget FY2018	Capital Program (\$000)					Beyond 6 Years
					FY2019	FY2020	FY2021	FY2022	FY2023	
\$392,763	Plans and Engineering	\$392,763	\$392,763	\$0	\$0	\$0	\$0	\$0	\$0	
\$1,000	Land	\$1,000	\$1,000	\$0	\$0	\$0	\$0	\$0	\$0	
\$1,598,000	Construction	\$1,598,000	\$1,384,000	\$214,000	\$0	\$0	\$0	\$0	\$0	
\$135,499	Overhead	\$135,499	\$124,499	\$11,000	\$0	\$0	\$0	\$0	\$0	
\$2,127,262	Total	\$2,127,262	\$1,902,262	\$225,000	\$0	\$0	\$0	\$0	\$0	
More (Less) Than Prior Year Program:		\$0	\$0	\$0	\$0	\$0	\$0	\$0	\$0	Multi-Yr

Q475000 Waterway Dredge Placement

Class: Dredging

FY2018

Council Approved

Project Status

1. Current Status Of This Project: Active
2. Action Taken In Current Fiscal Year: Design
3. Action Required To Complete This Project: Multi-Year

Change from Prior Year

1. Change in Name or Description: None
2. Change in Total Project Cost: None
3. Change in Scope: None
4. Change in Timing: None

Estimated Operating Budget Impact: None

Initial Total Project Cost Estimate

FY 1998 \$1,296,000

Financial Activity

	Expended	Encumbered	Total
April 1, 2015	\$281,024	\$133,314	\$414,338
April 1, 2016	\$409,479	\$213,092	\$622,571

Prior Year Project Total	Funding	Project Total	Prior Approval	Budget FY2018	Capital Program (\$000)					Beyond 6 Years
					FY2019	FY2020	FY2021	FY2022	FY2023	
\$2,127,262	General County Bonds	\$2,127,262	\$1,902,262	\$225,000	\$0	\$0	\$0	\$0	\$0	
\$0	WPRF Bonds	\$0	\$0	\$0	\$0	\$0	\$0	\$0	\$0	
\$0	Other State Grants	\$0	\$0	\$0	\$0	\$0	\$0	\$0	\$0	
\$2,127,262	Total	\$2,127,262	\$1,902,262	\$225,000	\$0	\$0	\$0	\$0	\$0	
More (Less) Than Prior Year Program:		\$0	\$0	\$0	\$0	\$0	\$0	\$0	\$0	Multi-Yr

Q500000 DMP Site Management

Class: Dredging

FY2018

Council Approved

Description

This project is for consultant and contractor services for management of dredge material in and out of DMP sites as well as routine maintenance. Additionally, this project will pay the lease cost for various DMP sites as well as the one time cost for the Regional DMP Site closure.

Location

Countywide

Benefit

Provides capacity for dredging projects.

Amendment History

Prior approval has been adjusted to show the closing of jobs on this project. Removed \$50k via AMD #65 to Bill 36-17.

Prior Year Project Total	Phase	Project Total	Prior Approval	Budget FY2018	Capital Program (\$000)					Beyond 6 Years
					FY2019	FY2020	FY2021	FY2022	FY2023	
\$116,279	Plans and Engineering	\$127,279	\$61,279	\$11,000	\$11	\$11	\$11	\$11	\$11	
\$21,000	Land	\$22,000	\$16,000	\$1,000	\$1	\$1	\$1	\$1	\$1	
\$1,323,988	Construction	\$1,296,206	\$578,206	\$78,000	\$128	\$128	\$128	\$128	\$128	
\$109,846	Overhead	\$113,786	\$53,786	\$10,000	\$10	\$10	\$10	\$10	\$10	
\$0	Other	\$0	\$0	\$0	\$0	\$0	\$0	\$0	\$0	
\$1,571,113	Total	\$1,559,271	\$709,271	\$100,000	\$150	\$150	\$150	\$150	\$150	
More (Less) Than Prior Year Program:		(\$11,842)	(\$111,842)	(\$50,000)	\$0	\$0	\$0	\$0	\$150	Multi-Yr

Q500000 DMP Site Management

Class: Dredging

FY2018

Council Approved

Project Status

1. Current Status Of This Project: Active
2. Action Taken In Current Fiscal Year: DMP Site Management
3. Action Required To Complete This Project: Multi-Year

Change from Prior Year

1. Change in Name or Description: None
2. Change in Total Project Cost: Added FY23 Funding
3. Change in Scope: None
4. Change in Timing: None

Estimated Operating Budget Impact: None

Initial Total Project Cost Estimate

FY 2000 \$600,000

Financial Activity

	Expended	Encumbered	Total
April 1, 2015	\$398,491	\$52,913	\$451,404
April 1, 2016	\$466,281	\$7,777	\$474,058

Prior Year Project Total	Funding	Project Total	Prior Approval	Budget FY2018	Capital Program (\$000)					Beyond 6 Years
					FY2019	FY2020	FY2021	FY2022	FY2023	
\$1,521,687	General Fund PayGo	\$1,509,845	\$659,845	\$100,000	\$150	\$150	\$150	\$150	\$150	
\$49,426	MD Waterway Improvement	\$49,426	\$49,426	\$0	\$0	\$0	\$0	\$0	\$0	
\$1,571,113	Total	\$1,559,271	\$709,271	\$100,000	\$150	\$150	\$150	\$150	\$150	
More (Less) Than Prior Year Program:		(\$11,842)	(\$111,842)	(\$50,000)	\$0	\$0	\$0	\$0	\$150	Multi-Yr

Q514100 Sloop, Eli & Long Coves Retrofits

Class: Dredging

FY2018

Council Approved

Description

This project Consists of Stream Channel Restoration in the Sloop, Eli and Long Coves Drainage Areas. The Existing Stream Channels are Eroding and Depositing Silt in the Nearby Sloop, Eli and Long Coves off Stoney Creek.

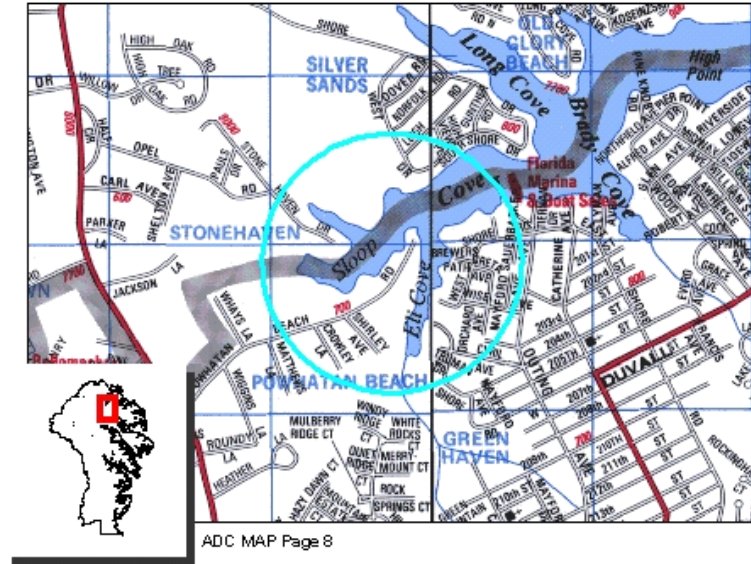
These coves were dredged under Project Q497400.

Benefit

Water quality improvement in connection with a dredging project.

Amendment History

County Council removed \$125,000 of prior approved PayGo funding and replaced with bond funding via amendment #49 to Bill 28-10.



Prior Year Project Total	Phase	Project Total	Prior Approval	Budget FY2018	Capital Program (\$000)					Beyond 6 Years
					FY2019	FY2020	FY2021	FY2022	FY2023	
\$512,000	Plans and Engineering	\$398,280	\$398,280	\$0	\$0	\$0	\$0	\$0	\$0	\$0
\$106,000	Land	\$96,911	\$96,911	\$0	\$0	\$0	\$0	\$0	\$0	\$0
\$863,000	Construction	\$729,547	\$729,547	\$0	\$0	\$0	\$0	\$0	\$0	\$0
\$74,000	Overhead	\$62,839	\$62,839	\$0	\$0	\$0	\$0	\$0	\$0	\$0
\$1,555,000	Total	\$1,287,576	\$1,287,576	\$0	\$0	\$0	\$0	\$0	\$0	\$0
More (Less) Than Prior Year Program:		(\$267,424)	(\$267,424)	\$0	\$0	\$0	\$0	\$0	\$0	\$0

Q514100 Sloop, Eli & Long Coves Retrofits

Class: Dredging

FY2018

Council Approved

Project Status

1. Current Status Of This Project: Active
2. Action Taken In Current Fiscal Year: Design
3. Action Required To Complete This Project: Right of Way Acquisition, Construction and Performance

Change from Prior Year

1. Change in Name or Description: None
2. Change in Total Project Cost: None
3. Change in Scope: None
4. Change in Timing: None

Estimated Operating Budget Impact: None

Initial Total Project Cost Estimate

FY 2002 \$1,099,000

Financial Activity

	Expended	Encumbered	Total
April 1, 2015	\$579,851	\$102,500	\$682,351
April 1, 2016	\$342,859	\$73,254	\$416,113

Prior Year Project Total	Funding	Project Total	Prior Approval	Budget FY2018	Capital Program (\$000)					Beyond 6 Years
					FY2019	FY2020	FY2021	FY2022	FY2023	
\$1,555,000	General County Bonds	\$1,287,576	\$1,287,576	\$0	\$0	\$0	\$0	\$0	\$0	\$0
\$1,555,000	Total	\$1,287,576	\$1,287,576	\$0	\$0	\$0	\$0	\$0	\$0	\$0
More (Less) Than Prior Year Program:		(\$267,424)	(\$267,424)	\$0	\$0	\$0	\$0	\$0	\$0	\$0

Q514600 Waterway Improvement Program

Class: Dredging

FY2018

Council Approved

Description

The sole purpose of this project is to serve as a "place holder" in the program years of the capital program. It is common in this class of projects for there to be insufficient information to provide for the creation of specific project requests in the third, fourth and fifth years of the capital program. However, experience has shown that specific projects will, in fact, be generated for these program years in subsequent budget years. This project provides a mechanism for planning for these expected costs. This project is linked to Q4636 Waterway Proj Pln.

Location

This project will not be the subject of any appropriation and therefore no expenditures will ever accrue against this project. This project provides a mechanism for setting-aside County matching funds for projects that are funded by the State.

Countywide

Benefit

Provides a mechanism for financial planning in the program years.

Amendment History

Prior Year Project Total	Phase	Project Total	Prior Approval	Budget FY2018	Capital Program (\$000)					Beyond 6 Years
					FY2019	FY2020	FY2021	FY2022	FY2023	
\$5,000,000	Other	\$5,000,000	\$0	\$0	\$1,000	\$1,000	\$1,000	\$1,000	\$1,000	
\$5,000,000	Total	\$5,000,000	\$0	\$0	\$1,000	\$1,000	\$1,000	\$1,000	\$1,000	
More (Less) Than Prior Year Program:		\$0	\$0	(\$1,000,000)	\$0	\$0	\$0	\$0	\$1,000	Multi-Yr

Q514600 Waterway Improvement Program

Class: Dredging

FY2018 Council Approved

Project Status

1. Current Status Of This Project: Programmed
2. Action Taken In Current Fiscal Year: Multi-Year
3. Action Required To Complete This Project: Multi-Year

Change from Prior Year

1. Change in Name or Description: None
2. Change in Total Project Cost: Added FY23 funding; deleted FY18 programmed funding as specific new projects have been added to FY18 budget consistent with the purpose of this project.
3. Change in Scope: None
4. Change in Timing: None

Estimated Operating Budget Impact: None

Initial Total Project Cost Estimate

FY 2002 \$8,755,000

Financial Activity

	Expended	Encumbered	Total
April 1, 2015	\$0	\$0	\$0
April 1, 2016	\$0	\$0	\$0

Prior Year Project Total	Funding	Project Total	Prior Approval	Budget FY2018	Capital Program (\$000)					Beyond 6 Years
					FY2019	FY2020	FY2021	FY2022	FY2023	
\$5,000,000	General County Bonds	\$5,000,000	\$0	\$0	\$1,000	\$1,000	\$1,000	\$1,000	\$1,000	
\$5,000,000	Total	\$5,000,000	\$0	\$0	\$1,000	\$1,000	\$1,000	\$1,000	\$1,000	
More (Less) Than Prior Year Program:		\$0	\$0	(\$1,000,000)	\$0	\$0	\$0	\$0	\$1,000	Multi-Yr

Q542900 SAV Monitoring

Class: Dredging

FY2018 Council Approved

Description

This project provides funds for Submerged Aquatic Vegetation (SAV) surveying of prior, proposed and programmed dredging projects. These surveys are a requirement of the regulatory agencies to determine dredging limits and documenting the impact of dredging on the SAV. The surveys are conducted twice each year during the Spring and Summer SAV growing seasons.

Location

This Project is partially funded by Department of Natural Resources Waterway Improvement Program Grants.

Countywide

Benefit

The U.S. Army Corps of Engineers requires that several years of SAV surveys be performed before and after the actual dredging. This Project provides a funding source to perform the SAV surveys since dredging projects are programmed and funds are only available in the fiscal year the dredging is performed.

Amendment History

County Council removed \$43k in Bond funding and replaced with PayGo funding via amendment #53 to Bill 24-09. CC removed \$50k in each program year via amendment #62 to Bill 24-09. CC switched funding sources via AMD #22 to Bill 36-17.

Prior Year Project Total	Phase	Project Total	Prior Approval	Budget FY2018	Capital Program (\$000)					Beyond 6 Years
					FY2019	FY2020	FY2021	FY2022	FY2023	
\$464,854	Plans and Engineering	\$331,815	\$61,815	\$45,000	\$45	\$45	\$45	\$45	\$45	\$0
	Construction	(\$23,748)	(\$23,748)	\$0	\$0	\$0	\$0	\$0	\$0	\$0
\$48,848	Overhead	\$44,721	\$14,721	\$5,000	\$5	\$5	\$5	\$5	\$5	\$0
\$513,702	Total	\$352,788	\$52,788	\$50,000	\$50	\$50	\$50	\$50	\$50	\$0
	More (Less) Than Prior Year Program:	(\$160,913)	(\$210,913)	\$0	\$0	\$0	\$0	\$0	\$50	\$0

Q542900 SAV Monitoring

Class: Dredging

FY2018

Council Approved

Project Status

1. Current Status Of This Project: Active
2. Action Taken In Current Fiscal Year: SAV Monitoring
3. Action Required To Complete This Project: Multi-Year

Change from Prior Year

1. Change in Name or Description: None
2. Change in Total Project Cost: Added FY23 Funding
3. Change in Scope: None
4. Change in Timing: None

Estimated Operating Budget Impact: Less than \$100,000 per year

Initial Total Project Cost Estimate

FY 2008 \$100,000

Financial Activity

	Expended	Encumbered	Total
April 1, 2015	\$210,913	\$0	\$210,913
April 1, 2016	\$47,239	\$1,575	\$48,813

Prior Year Project Total	Funding	Project Total	Prior Approval	Budget FY2018	Capital Program (\$000)					Beyond 6 Years
					FY2019	FY2020	FY2021	FY2022	FY2023	
\$473,702	General Fund PayGo	\$352,788	\$50,000	\$52,788	\$50	\$50	\$50	\$50	\$50	\$0
\$40,000	MD Waterway Improvement	\$0	\$2,788	(\$2,788)	\$0	\$0	\$0	\$0	\$0	\$0
\$513,702	Total	\$352,788	\$52,788	\$50,000	\$50	\$50	\$50	\$50	\$50	\$0
More (Less) Than Prior Year Program:		(\$160,913)	(\$210,913)	\$0	\$0	\$0	\$0	\$0	\$50	\$0

Q548200 Duvall Creek Dredging

Class: Dredging

FY2018 Council Approved

Description

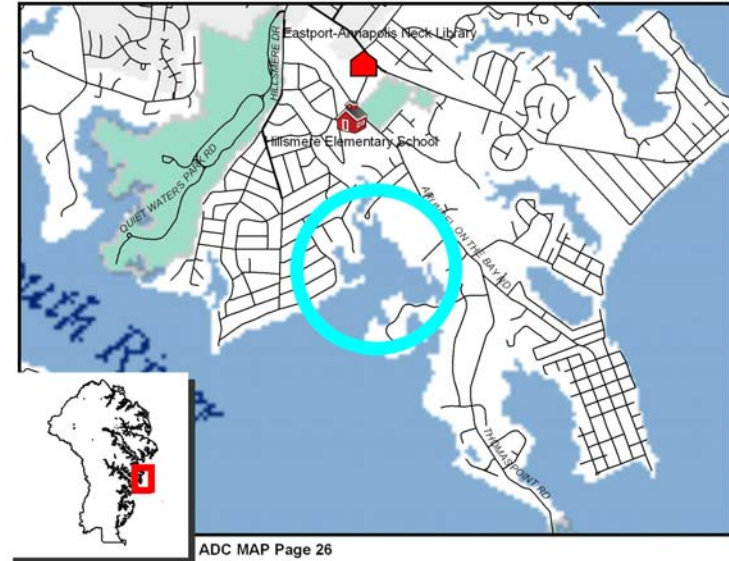
This project is to dredge the Duvall Creek Channel and the headwaters of Kitty Creek to restore recreational boating to the community. One retrofit, phragmites eradication and revegetation, and tidal marsh area restoration are included.

Benefit

Improved boating conditions and water quality.

Amendment History

County Council removed \$2,295,000 via AMD #62 to Bill 28-10. County Council removed \$1,166,000 via AMD #54 to Bill 27-11.



ADC MAP Page 26

Prior Year Project Total	Phase	Project Total	Prior Approval	Budget FY2018	Capital Program (\$000)					Beyond 6 Years
					FY2019	FY2020	FY2021	FY2022	FY2023	
\$396,000	Plans and Engineering	\$167,663	\$167,663	\$0	\$0	\$0	\$0	\$0	\$0	\$0
\$60,000	Land	\$60,000	\$60,000	\$0	\$0	\$0	\$0	\$0	\$0	\$0
\$1,597,000	Construction	\$494,491	\$494,491	\$0	\$0	\$0	\$0	\$0	\$0	\$0
\$135,000	Overhead	\$53,951	\$53,951	\$0	\$0	\$0	\$0	\$0	\$0	\$0
\$2,188,000	Total	\$776,104	\$776,104	\$0	\$0	\$0	\$0	\$0	\$0	\$0
More (Less) Than Prior Year Program:		(\$1,411,896)	(\$1,411,896)	\$0	\$0	\$0	\$0	\$0	\$0	\$0

Q548200 Duvall Creek Dredging

Class: Dredging

FY2018

Council Approved

Project Status

1. Current Status Of This Project: Active
2. Action Taken In Current Fiscal Year: Design
3. Action Required To Complete This Project: Complete Construction and Performance of Retrofit and Tidal Marsh Area

Change from Prior Year

1. Change in Name or Description: None
2. Change in Total Project Cost: None
3. Change in Scope: None
4. Change in Timing: None

Estimated Operating Budget Impact: Indeterminate

Initial Total Project Cost Estimate

FY 2012 \$1,480,000

Financial Activity

	Expended	Encumbered	Total
April 1, 2015	\$1,640,781	\$86,671	\$1,727,452
April 1, 2016	\$326,230	\$86,136	\$412,366

Prior Year Project Total	Funding	Project Total	Prior Approval	Budget FY2018	Capital Program (\$000)					Beyond 6 Years
					FY2019	FY2020	FY2021	FY2022	FY2023	
\$993,000	General County Bonds	\$776,104	\$776,104	\$0	\$0	\$0	\$0	\$0	\$0	\$0
\$1,195,000	MD Waterway Improvement	\$0	\$0	\$0	\$0	\$0	\$0	\$0	\$0	\$0
\$2,188,000	Total	\$776,104	\$776,104	\$0	\$0	\$0	\$0	\$0	\$0	\$0
More (Less) Than Prior Year Program:		(\$1,411,896)	(\$1,411,896)	\$0	\$0	\$0	\$0	\$0	\$0	\$0

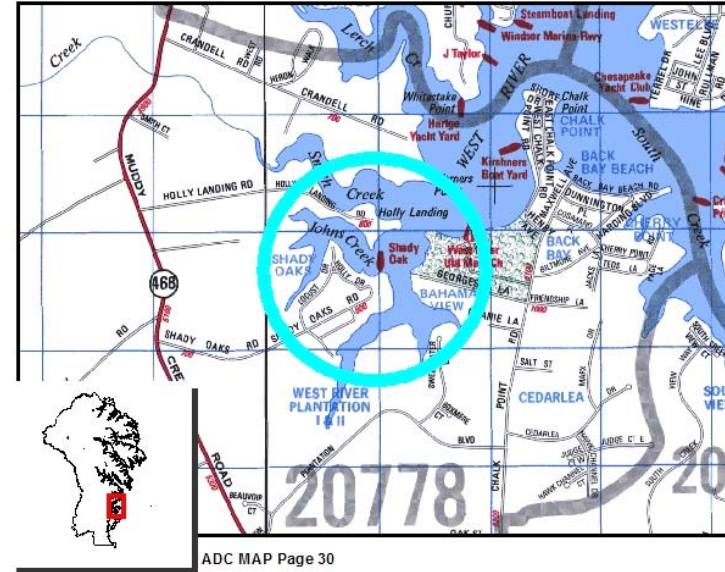
Q561900 Upper West River Dredging

Class: Dredging

FY2018 Council Approved

Description

This project is to dredge the Upper West River and Johns Creek Channels to restore recreational boating to the community. Construction will include dredging approximately 9,000 cubic yards of material from Upper West River and Johns Creek Channels.



Benefit

Restore recreational boating access to the community.

Amendment History

Prior Year Project Total	Phase	Project Total	Prior Approval	Budget FY2018	Capital Program (\$000)					Beyond 6 Years
					FY2019	FY2020	FY2021	FY2022	FY2023	
\$159,000	Plans and Engineering	\$159,000	\$159,000	\$0	\$0	\$0	\$0	\$0	\$0	\$0
\$0	Land	\$0	\$0	\$0	\$0	\$0	\$0	\$0	\$0	\$0
\$670,000	Construction	\$670,000	\$670,000	\$0	\$0	\$0	\$0	\$0	\$0	\$0
\$58,000	Overhead	\$58,000	\$58,000	\$0	\$0	\$0	\$0	\$0	\$0	\$0
\$887,000	Total	\$887,000	\$887,000	\$0	\$0	\$0	\$0	\$0	\$0	\$0
More (Less) Than Prior Year Program:		\$0	\$0	\$0	\$0	\$0	\$0	\$0	\$0	\$0

Q561900 Upper West River Dredging

Class: Dredging

FY2018

Council Approved

Project Status

1. Current Status Of This Project: Active
2. Action Taken In Current Fiscal Year: Design DMP Capacity Restoration
3. Action Required To Complete This Project: Construction and Performance

Change from Prior Year

1. Change in Name or Description: None
2. Change in Total Project Cost: None
3. Change in Scope: None
4. Change in Timing: None

Estimated Operating Budget Impact: Indeterminate

Initial Total Project Cost Estimate

FY 2014 \$1,382,000

Financial Activity

	Expended	Encumbered	Total
April 1, 2015	\$499,662	\$33,072	\$532,733
April 1, 2016	\$527,406	\$333,072	\$860,478

Prior Year Project Total	Funding	Project Total	Prior Approval	Budget FY2018	Capital Program (\$000)					Beyond 6 Years
					FY2019	FY2020	FY2021	FY2022	FY2023	
\$481,000	General County Bonds	\$481,000	\$481,000	\$0	\$0	\$0	\$0	\$0	\$0	\$0
\$406,000	MD Waterway Improvement	\$406,000	\$406,000	\$0	\$0	\$0	\$0	\$0	\$0	\$0
\$887,000	Total	\$887,000	\$887,000	\$0	\$0	\$0	\$0	\$0	\$0	\$0
More (Less) Than Prior Year Program:		\$0	\$0	\$0	\$0	\$0	\$0	\$0	\$0	\$0

Q567600 Church Creek Dredging

Class: Dredging

FY2018

Council Approved

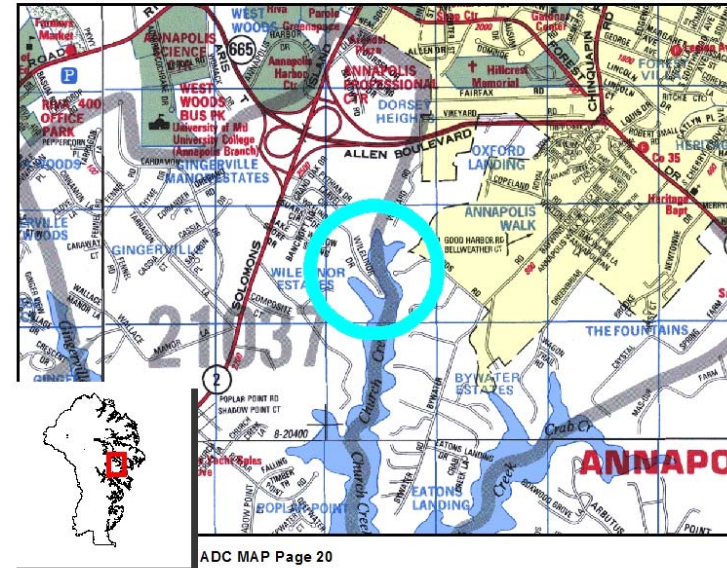
Description

This project is to dredge the Church Creek Channel to restore recreational boating to the community. This project includes design and dredging of approximately 3,700 cubic yards of material from the Church Creek Channel.

Benefit

Restore recreational boating access to the community.

Amendment History



Prior Year Project Total	Phase	Project Total	Prior Approval	Budget FY2018	Capital Program (\$000)					Beyond 6 Years
					FY2019	FY2020	FY2021	FY2022	FY2023	
\$96,000	Plans and Engineering	\$96,000	\$96,000	\$0	\$0	\$0	\$0	\$0	\$0	\$0
\$0	Land	\$0	\$0	\$0	\$0	\$0	\$0	\$0	\$0	\$0
\$389,000	Construction	\$323,793	\$345,793	(\$22,000)	\$0	\$0	\$0	\$0	\$0	\$0
\$30,000	Overhead	\$27,000	\$28,000	(\$1,000)	\$0	\$0	\$0	\$0	\$0	\$0
\$515,000	Total	\$446,793	\$469,793	(\$23,000)	\$0	\$0	\$0	\$0	\$0	\$0
More (Less) Than Prior Year Program:		(\$68,207)	(\$45,207)	(\$23,000)	\$0	\$0	\$0	\$0	\$0	\$0

Q567600 Church Creek Dredging

Class: Dredging

FY2018

Council Approved

Project Status

1. Current status of this Project: Active
2. Action taken in Current Fiscal Year: Construction
3. Action required to complete this Project: None

Change from Prior Year

1. Change in Name or Description: None
2. Change in Total Project Cost: Deappropriation based on actual cost
3. Change in Scope: None
4. Change in Timing: None

Estimated Operating Budget Impact: Indeterminate

Initial Total Project Cost Estimate

FY 2016 \$691,000

Financial Activity

	Expended	Encumbered	Total
April 1, 2015	\$338,946	\$4,132	\$343,078
April 1, 2016	\$346,103	\$0	\$346,103

Prior Year Project Total	Funding	Project Total	Prior Approval	Budget FY2018	Capital Program (\$000)					Beyond 6 Years
					FY2019	FY2020	FY2021	FY2022	FY2023	
\$265,000	General County Bonds	\$229,396	\$242,396	(\$13,000)	\$0	\$0	\$0	\$0	\$0	\$0
\$250,000	MD Waterway Improvement	\$217,397	\$227,397	(\$10,000)	\$0	\$0	\$0	\$0	\$0	\$0
\$515,000	Total	\$446,793	\$469,793	(\$23,000)	\$0	\$0	\$0	\$0	\$0	\$0
More (Less) Than Prior Year Program:		(\$68,207)	(\$45,207)	(\$23,000)	\$0	\$0	\$0	\$0	\$0	\$0

Q567700 Marley Creek Dredging

Class: Dredging

FY2018 Council Approved

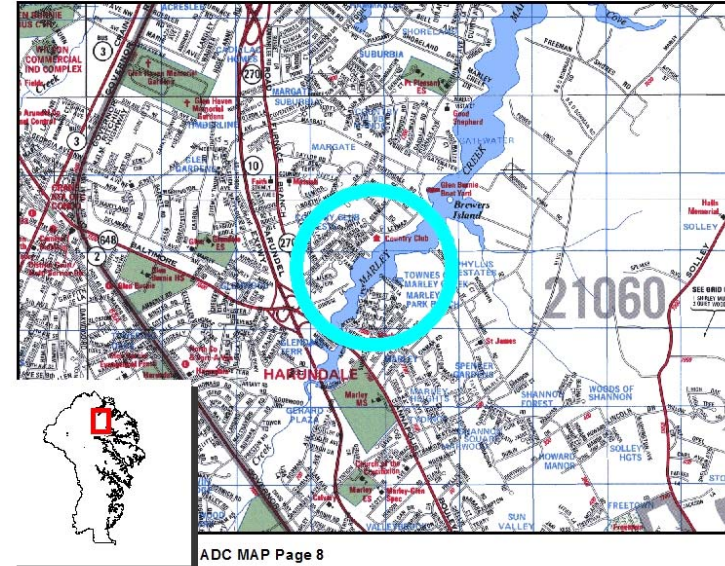
Description

This project is to dredge Marley Creek to restore recreational boating to the community. Construction includes dredging of approximately 4,900 cubic yards of material from Marley Creek Channel.

Benefit

Restore recreational boating access to the community.

Amendment History



Prior Year Project Total	Phase	Project Total	Prior Approval	Budget FY2018	Capital Program (\$000)					Beyond 6 Years
					FY2019	FY2020	FY2021	FY2022	FY2023	
\$85,000	Plans and Engineering	\$85,000	\$85,000	\$0	\$0	\$0	\$0	\$0	\$0	\$0
\$0	Land	\$0	\$0	\$0	\$0	\$0	\$0	\$0	\$0	\$0
\$573,000	Construction	\$1,019,474	\$1,019,474	\$0	\$0	\$0	\$0	\$0	\$0	\$0
\$47,000	Overhead	\$69,000	\$69,000	\$0	\$0	\$0	\$0	\$0	\$0	\$0
\$705,000	Total	\$1,173,474	\$1,173,474	\$0	\$0	\$0	\$0	\$0	\$0	\$0
More (Less) Than Prior Year Program:		\$468,474	\$468,474	\$0	\$0	\$0	\$0	\$0	\$0	\$0

Q567700 Marley Creek Dredging

Class: Dredging

FY2018

Council Approved

Project Status

1. Current status of this project: Active
2. Action taken in Current Fiscal Year: Design
3. Action required to complete this project: Construction and Performance

Change from Prior Year

1. Change in Name or Description: None
2. Change in Total Project Cost: None
3. Change in Scope: None
4. Change in Timing: None

Estimated Operating Budget Impact: Indeterminate

Initial Total Project Cost Estimate

FY 2016 \$720,000

Financial Activity

	Expended	Encumbered	Total
April 1, 2015	\$0	\$0	\$0
April 1, 2016	\$740,805	\$268,759	\$1,009,564

Prior Year Project Total	Funding	Project Total	Prior Approval	Budget FY2018	Capital Program (\$000)					Beyond 6 Years
					FY2019	FY2020	FY2021	FY2022	FY2023	
\$398,000	General County Bonds	\$740,615	\$740,615	\$0	\$0	\$0	\$0	\$0	\$0	\$0
	General Fund PayGo	\$75,000	\$75,000	\$0	\$0	\$0	\$0	\$0	\$0	\$0
\$307,000	MD Waterway Improvement	\$357,859	\$357,859	\$0	\$0	\$0	\$0	\$0	\$0	\$0
\$705,000	Total	\$1,173,474	\$1,173,474	\$0	\$0	\$0	\$0	\$0	\$0	\$0
More (Less) Than Prior Year Program:		\$468,474	\$468,474	\$0	\$0	\$0	\$0	\$0	\$0	\$0

Q570400 Upper Magothy River Dredging

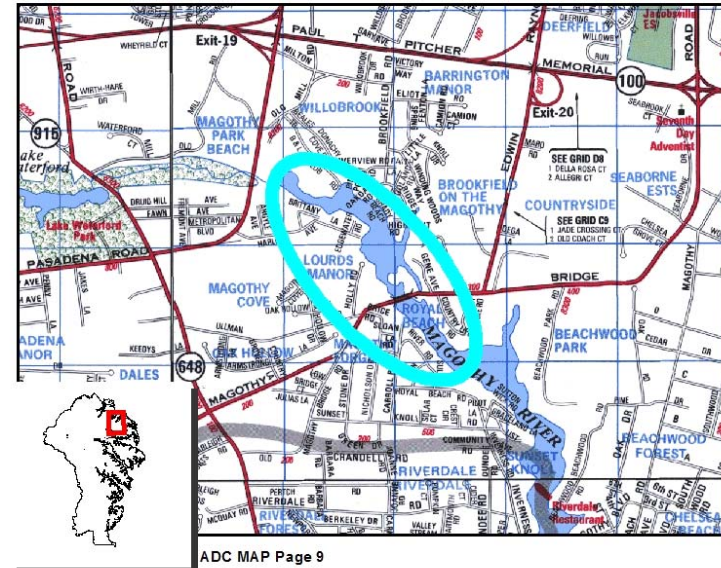
Class: Dredging

FY2018

Council Approved

Description

This project funds the design, permitting and construction services associated with dredging of the Upper Magothy River to restore recreational boating. Approximately 3,225 cubic yards of material will be dredged from the Upper Magothy River and placed upland.



Benefit

Restore recreational boating to the community.

Amendment History

Prior Year Project Total	Phase	Project Total	Prior Approval	Budget FY2018	Capital Program (\$000)					Beyond 6 Years
					FY2019	FY2020	FY2021	FY2022	FY2023	
\$103,000	Plans and Engineering	\$103,000	\$103,000	\$0	\$0	\$0	\$0	\$0	\$0	\$0
\$20,000	Land	\$20,000	\$20,000	\$0	\$0	\$0	\$0	\$0	\$0	\$0
\$475,000	Construction	\$475,000	\$475,000	\$0	\$0	\$0	\$0	\$0	\$0	\$0
\$36,000	Overhead	\$36,000	\$36,000	\$0	\$0	\$0	\$0	\$0	\$0	\$0
\$634,000	Total	\$634,000	\$634,000	\$0	\$0	\$0	\$0	\$0	\$0	\$0
More (Less) Than Prior Year Program:		\$0	\$0	\$0	\$0	\$0	\$0	\$0	\$0	\$0

Q570400 Upper Magothy River Dredging

Class: Dredging

FY2018 Council Approved

Project Status

1. Current Status of this Project: Active
2. Action Taken in Current FY: Design and Construcion
3. Action Required to Complete This Project: Complete Construction and Performance

Change from Prior Year

1. Change In Name Or Description: None
2. Change In Total Project Cost: None
3. Change In Scope: None
4. Change In Timing: None

Estimated Operating Budget Impact: Indeterminate

Initial Total Project Cost Estimate

FY 0 \$0

Financial Activity

	Expended	Encumbered	Total
April 1, 2015	\$0	\$0	\$0
April 1, 2016	\$482,128	\$17,145	\$499,273

Prior Year Project Total	Funding	Project Total	Prior Approval	Budget FY2018	Capital Program (\$000)					Beyond 6 Years
					FY2019	FY2020	FY2021	FY2022	FY2023	
\$345,000	General County Bonds	\$345,000	\$345,000	\$0	\$0	\$0	\$0	\$0	\$0	\$0
\$289,000	MD Waterway Improvement	\$289,000	\$289,000	\$0	\$0	\$0	\$0	\$0	\$0	\$0
\$634,000	Total	\$634,000	\$634,000	\$0	\$0	\$0	\$0	\$0	\$0	\$0
More (Less) Than Prior Year Program:		\$0	\$0	\$0	\$0	\$0	\$0	\$0	\$0	\$0

Q570500 Rock Creek Dredging

Class: Dredging

FY2018 Council Approved

Description

This project funds the design, permitting and construction services associated with dredging of Rock Creek to restore recreational boating. Approximately 800 cubic yards of material will be dredged from Rock Creek and placed upland.

Benefit

Restore recreational boating to the community.

Amendment History



Prior Year Project Total	Phase	Project Total	Prior Approval	Budget FY2018	Capital Program (\$000)					Beyond 6 Years
					FY2019	FY2020	FY2021	FY2022	FY2023	
\$57,000	Plans and Engineering	\$57,000	\$57,000	\$0	\$0	\$0	\$0	\$0	\$0	\$0
\$20,000	Land	\$20,000	\$20,000	\$0	\$0	\$0	\$0	\$0	\$0	\$0
\$125,000	Construction	\$125,000	\$125,000	\$0	\$0	\$0	\$0	\$0	\$0	\$0
\$12,000	Overhead	\$12,000	\$12,000	\$0	\$0	\$0	\$0	\$0	\$0	\$0
\$214,000	Total	\$214,000	\$214,000	\$0	\$0	\$0	\$0	\$0	\$0	\$0
More (Less) Than Prior Year Program:		\$0	\$0	\$0	\$0	\$0	\$0	\$0	\$0	\$0

Q570500 Rock Creek Dredging

Class: Dredging

FY2018

Council Approved

Project Status

1. Current Status of this Project: New Project
2. Action Taken in Current FY: New Project
3. Action Required to Complete This Project: New Project

Change from Prior Year

1. Change In Name Or Description: New Project
2. Change In Total Project Cost: New Project
3. Change In Scope: New Project
4. Change In Timing: New Project

Estimated Operating Budget Impact: Indeterminate

Initial Total Project Cost Estimate

FY 0 \$0

Financial Activity

	Expended	Encumbered	Total
April 1, 2015	\$0	\$0	\$0
April 1, 2016	\$166,389	\$9,160	\$175,549

Prior Year Project Total	Funding	Project Total	Prior Approval	Budget FY2018	Capital Program (\$000)					Beyond 6 Years
					FY2019	FY2020	FY2021	FY2022	FY2023	
\$126,000	General County Bonds	\$126,000	\$126,000	\$0	\$0	\$0	\$0	\$0	\$0	\$0
\$88,000	MD Waterway Improvement	\$88,000	\$88,000	\$0	\$0	\$0	\$0	\$0	\$0	\$0
\$214,000	Total	\$214,000	\$214,000	\$0	\$0	\$0	\$0	\$0	\$0	\$0
More (Less) Than Prior Year Program:		\$0	\$0	\$0	\$0	\$0	\$0	\$0	\$0	\$0

Q570600 Cocky Creek Dredging 2

Class: Dredging

FY2018 Council Approved

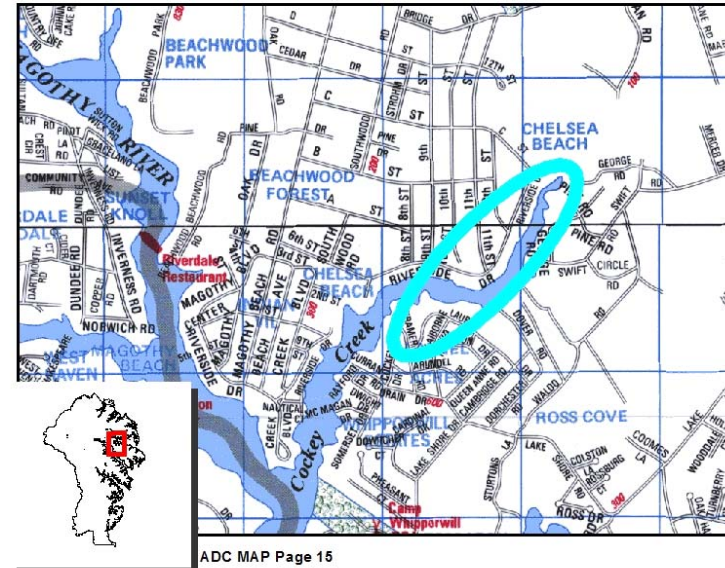
Description

This project funds the design, permitting and construction services associated with dredging of Cocky Creek to restore recreational boating. Approximately 1,800 cubic yards of material will be dredged from Cocky Creek and placed upland.

Benefit

Restore recreational boating to the community.

Amendment History



Prior Year Project Total	Phase	Project Total	Prior Approval	Budget FY2018	Capital Program (\$000)					Beyond 6 Years
					FY2019	FY2020	FY2021	FY2022	FY2023	
\$90,000	Plans and Engineering	\$90,000	\$90,000	\$0	\$0	\$0	\$0	\$0	\$0	\$0
\$20,000	Land	\$20,000	\$20,000	\$0	\$0	\$0	\$0	\$0	\$0	\$0
\$300,000	Construction	\$300,000	\$300,000	\$0	\$0	\$0	\$0	\$0	\$0	\$0
\$24,000	Overhead	\$24,000	\$24,000	\$0	\$0	\$0	\$0	\$0	\$0	\$0
\$434,000	Total	\$434,000	\$434,000	\$0	\$0	\$0	\$0	\$0	\$0	\$0
More (Less) Than Prior Year Program:		\$0	\$0	\$0	\$0	\$0	\$0	\$0	\$0	\$0

Q570600 Cockey Creek Dredging 2

Class: Dredging

FY2018

Council Approved

Project Status

1. Current Status of this Project: Activet
2. Action Taken in Current FY: Design
3. Action Required to Complete This Project: Construction and Performance

Change from Prior Year

1. Change In Name Or Description: None
2. Change In Total Project Cost: None
3. Change In Scope: Nonet
4. Change In Timing: None

Estimated Operating Budget Impact: Indeterminate

Initial Total Project Cost Estimate

FY 0 \$0

Financial Activity

	Expended	Encumbered	Total
April 1, 2015	\$0	\$0	\$0
April 1, 2016	\$0	\$68,974	\$68,974

Prior Year Project Total	Funding	Project Total	Prior Approval	Capital Program (\$000)						Beyond 6 Years
				Budget FY2018	FY2019	FY2020	FY2021	FY2022	FY2023	
\$242,000	General County Bonds	\$242,000	\$242,000	\$0	\$0	\$0	\$0	\$0	\$0	\$0
\$192,000	MD Waterway Improvement	\$192,000	\$192,000	\$0	\$0	\$0	\$0	\$0	\$0	\$0
\$434,000	Total	\$434,000	\$434,000	\$0	\$0	\$0	\$0	\$0	\$0	\$0
More (Less) Than Prior Year Program:		\$0	\$0	\$0	\$0	\$0	\$0	\$0	\$0	\$0

Q570700 Parker Creek Dredging 2

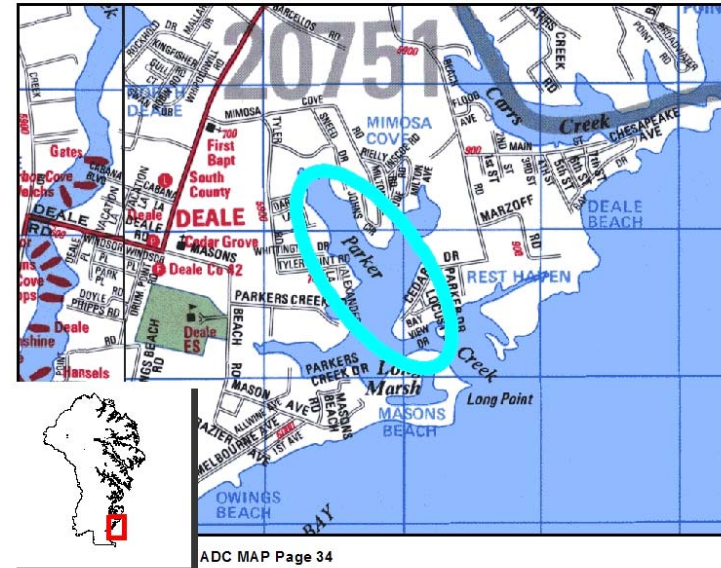
Class: Dredging

FY2018

Council Approved

Description

This project funds the design, permitting and construction services associated with dredging of Parker Creek to restore recreational boating. Approximately 4,700 cubic yards of material will be dredged from Parker Creek and placed upland.



Benefit

Restore recreational boating to the community.

Amendment History

Prior Year Project Total	Phase	Project Total	Prior Approval	Budget FY2018	Capital Program (\$000)					Beyond 6 Years
					FY2019	FY2020	FY2021	FY2022	FY2023	
\$90,000	Plans and Engineering	\$90,000	\$90,000	\$0	\$0	\$0	\$0	\$0	\$0	\$0
\$20,000	Land	\$20,000	\$20,000	\$0	\$0	\$0	\$0	\$0	\$0	\$0
\$682,000	Construction	\$682,000	\$682,000	\$0	\$0	\$0	\$0	\$0	\$0	\$0
\$48,000	Overhead	\$48,000	\$48,000	\$0	\$0	\$0	\$0	\$0	\$0	\$0
\$840,000	Total	\$840,000	\$840,000	\$0	\$0	\$0	\$0	\$0	\$0	\$0
More (Less) Than Prior Year Program:		\$0	\$0	\$0	\$0	\$0	\$0	\$0	\$0	\$0

Q570700 Parker Creek Dredging 2

Class: Dredging

FY2018

Council Approved

Project Status

1. Current Status of this Project: Active
2. Action Taken in Current FY: Design
3. Action Required to Complete This Project: Construction and Performance

Change from Prior Year

1. Change In Name Or Description: None
2. Change In Total Project Cost: None
3. Change In Scope: None
4. Change In Timing: None

Estimated Operating Budget Impact: Indeterminate

Initial Total Project Cost Estimate

FY 0 \$0

Financial Activity

	Expended	Encumbered	Total
April 1, 2015	\$0	\$0	\$0
April 1, 2016	\$0	\$68,639	\$68,639

Prior Year Project Total	Funding	Project Total	Prior Approval	Budget FY2018	Capital Program (\$000)					Beyond 6 Years
					FY2019	FY2020	FY2021	FY2022	FY2023	
\$457,000	General County Bonds	\$457,000	\$457,000	\$0	\$0	\$0	\$0	\$0	\$0	\$0
\$383,000	MD Waterway Improvement	\$383,000	\$383,000	\$0	\$0	\$0	\$0	\$0	\$0	\$0
\$840,000	Total	\$840,000	\$840,000	\$0	\$0	\$0	\$0	\$0	\$0	\$0
More (Less) Than Prior Year Program:		\$0	\$0	\$0	\$0	\$0	\$0	\$0	\$0	\$0

Q573500 Broadwater Creek Dredging 2

Class: Dredging

FY2018

Council Approved

Description

This project funds the design, permitting and construction services associated with dredging of Broadwater Creek to restore recreational boating. Approximately 8,200 cubic yards of material will be dredged from Broadwater Creek and placed upland.



Benefit

Restore recreational boating to the community.

Amendment History

Prior Year Project Total	Phase	Project Total	Prior Approval	Budget FY2018	Capital Program (\$000)					Beyond 6 Years
					FY2019	FY2020	FY2021	FY2022	FY2023	
	Plans and Engineering	\$95,000	\$0	\$95,000	\$0	\$0	\$0	\$0	\$0	\$0
	Land	\$20,000	\$0	\$20,000	\$0	\$0	\$0	\$0	\$0	\$0
	Construction	\$975,000	\$0	\$975,000	\$0	\$0	\$0	\$0	\$0	\$0
	Overhead	\$55,000	\$0	\$55,000	\$0	\$0	\$0	\$0	\$0	\$0
\$0	Total	\$1,145,000	\$0	\$1,145,000	\$0	\$0	\$0	\$0	\$0	\$0
	More (Less) Than Prior Year Program:	\$1,145,000	\$0	\$1,145,000	\$0	\$0	\$0	\$0	\$0	\$0

Q573500 Broadwater Creek Dredging 2

Class: Dredging

FY2018 Council Approved

Project Status

1. Current Status of this Project: New Project
2. Action Taken in Current FY: New Project
3. Action Required to Complete This Project: New Project

Change from Prior Year

1. Change In Name Or Description: New Project
2. Change In Total Project Cost: New Project
3. Change In Scope: New Project
4. Change In Timing: New Project

Estimated Operating Budget Impact: Indeterminate

Initial Total Project Cost Estimate

FY 0 \$0

Financial Activity

Expended	Encumbered	Total
April 1, 2015	\$0	\$0
April 1, 2016	\$0	\$0

Prior Year Project Total	Funding	Project Total	Prior Approval	Budget FY2018	Capital Program (\$000)					Beyond 6 Years
					FY2019	FY2020	FY2021	FY2022	FY2023	
	General County Bonds	\$619,000	\$0	\$619,000	\$0	\$0	\$0	\$0	\$0	\$0
	MD Waterway Improvement	\$526,000	\$0	\$526,000	\$0	\$0	\$0	\$0	\$0	\$0
\$0	Total	\$1,145,000	\$0	\$1,145,000	\$0	\$0	\$0	\$0	\$0	\$0
More (Less) Than Prior Year Program:		\$1,145,000	\$0	\$1,145,000	\$0	\$0	\$0	\$0	\$0	\$0

Q573600 Carrs Creek Dredging 2

Class: Dredging

FY2018 Council Approved

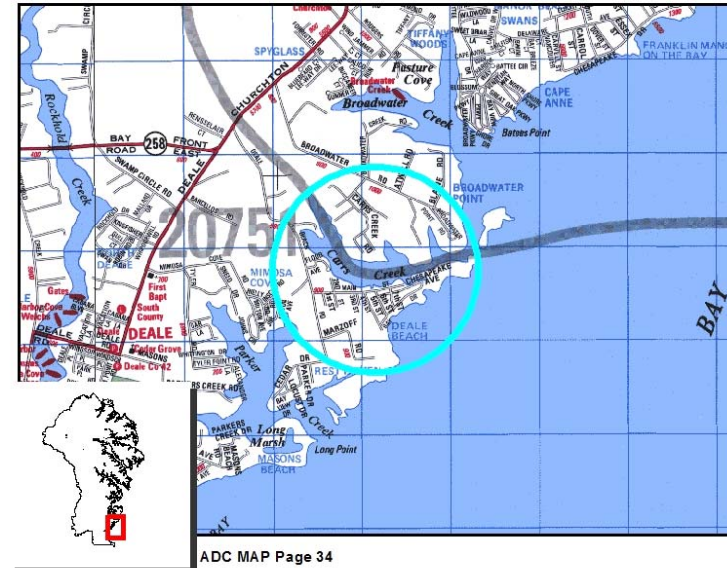
Description

This project funds the design, permitting and construction services associated with dredging of Carrs Creek to restore recreational boating. Approximately 6,000 cubic yards of material will be dredged from Carrs Creek and placed upland.

Benefit

Restore recreational boating to the community.

Amendment History



Prior Year Project Total	Phase	Project Total	Prior Approval	Budget FY2018	Capital Program (\$000)					Beyond 6 Years
					FY2019	FY2020	FY2021	FY2022	FY2023	
	Plans and Engineering	\$95,000	\$0	\$95,000	\$0	\$0	\$0	\$0	\$0	\$0
	Land	\$20,000	\$0	\$20,000	\$0	\$0	\$0	\$0	\$0	\$0
	Construction	\$737,000	\$0	\$737,000	\$0	\$0	\$0	\$0	\$0	\$0
	Overhead	\$43,000	\$0	\$43,000	\$0	\$0	\$0	\$0	\$0	\$0
\$0	Total	\$895,000	\$0	\$895,000	\$0	\$0	\$0	\$0	\$0	\$0
	More (Less) Than Prior Year Program:	\$895,000	\$0	\$895,000	\$0	\$0	\$0	\$0	\$0	\$0

Q573600 Carrs Creek Dredging 2

Class: Dredging

FY2018

Council Approved

Project Status

1. Current Status of this Project: New Project
2. Action Taken in Current FY: New Project
3. Action Required to Complete This Project: New Project

Change from Prior Year

1. Change In Name Or Description: New Project
2. Change In Total Project Cost: New Project
3. Change In Scope: New Project
4. Change In Timing: New Project

Estimated Operating Budget Impact: Indeterminate

Initial Total Project Cost Estimate

FY 0 \$0

Financial Activity

	Expended	Encumbered	Total
April 1, 2015	\$0	\$0	\$0
April 1, 2016	\$0	\$0	\$0

Prior Year Project Total	Funding	Project Total	Prior Approval	Budget FY2018	Capital Program (\$000)					Beyond 6 Years
					FY2019	FY2020	FY2021	FY2022	FY2023	
	General County Bonds	\$488,000	\$0	\$488,000	\$0	\$0	\$0	\$0	\$0	\$0
	MD Waterway Improvement	\$407,000	\$0	\$407,000	\$0	\$0	\$0	\$0	\$0	\$0
\$0	Total	\$895,000	\$0	\$895,000	\$0	\$0	\$0	\$0	\$0	\$0
More (Less) Than Prior Year Program:		\$895,000	\$0	\$895,000	\$0	\$0	\$0	\$0	\$0	\$0

This page intentionally blank