

## Water

<b>Project Title</b>	<b>Page</b>	<b>Project Title</b>	<b>Page</b>
12" St Marg/Old Mill Bttm	344	TM Meade to Jessup	338
16" Reidel to Rte 3	345	TM-MD Rte 32 @ Meade	347
Arnold Lime System Upgrade	362	Water Fac Emerg Generators	360
Arnold WTP Exp	349	Water Main Repl/Recon	372
Balt City - Fullerton WTP	359	Water Meter Repl/Upgrd	370
Balto City Water Main Rpr	343	Water Proj Mgmt	351
Banbury WM Extension	367	Water Proj Planning	373
Broad Creek WTP Exp	355	Water Storage Tank Painting	374
Cape St Claire Rd TM	336	Water Strategic Plan	335
Chg Against Wtr Clsd Projects	330	Water System Security	342
Coriander Place WM Extension	366	Whiskey Bottom Road Interconn	365
Crofton Meadows II Exp Ph 2	346	Withernsea WTP	356
Crofton Meadows II WTP Upgr	334	WTR Infrastr Up/Retro	350
Demo Abandoned Facilities	332		
Dorsey Lime System Upgrade	363		
East/West TM - North	353		
Edgewater Beach Water Ext	371		
Elevated Water Storage	341		
Exist Well Redev/Repl	331		
Fire Hydrant Rehab	337		
Gibson Island WTP Upgr	333		
Glen Burnie High Zone	348		
Hanover Rd Water Main Ext.	368		
Heritage Harbor Wtr Takeover	364		
Hospital Drive WTR Ext	352		
Independent Well Upgrd	339		
New Cut WTP	357		
North Co Water Dist Imp	358		
Pike Drive Water Extension	361		
Routine Water Extensions	375		
Severndale WTP Upgrade PH III	340		
Sylvan Shores Water	354		
Tanyard Springs Ln WM Ext.	369		

# Capital Budget and Program

Anne Arundel County, Maryland

## Project Class Summary - Project Listing

Council Approved

Project	Project Title	Total	Prior	FY2019	FY2020	FY2021	FY2022	FY2023	FY2024
<b>Project Class: Water</b>									
W741400	Chg Against Wtr Clsd Projects	\$220,866	\$220,866	\$0	\$0	\$0	\$0	\$0	\$0
W744400	Exist Well Redev/Repl	\$25,550,774	\$11,150,774	\$2,400,000	\$2,400,000	\$2,400,000	\$2,400,000	\$2,400,000	\$2,400,000
W753400	Demo Abandoned Facilities	\$1,475,723	\$515,723	\$245,000	\$329,000	\$386,000	\$0	\$0	\$0
W777600	Gibson Island WTP Upgr	\$1,452,779	\$1,511,779	(\$59,000)	\$0	\$0	\$0	\$0	\$0
W778600	Crofton Meadows II WTP Upgr	\$16,015,734	\$16,608,734	(\$11,408,000)	\$0	\$0	\$10,815,000	\$0	\$0
W778800	Water Strategic Plan	\$1,971,007	\$1,721,007	\$0	\$50,000	\$50,000	\$50,000	\$50,000	\$50,000
W783000	Cape St Claire Rd TM	\$1,027,000	\$1,109,000	(\$82,000)	\$0	\$0	\$0	\$0	\$0
W787800	Fire Hydrant Rehab	\$4,398,976	\$2,648,976	\$0	\$350,000	\$350,000	\$350,000	\$350,000	\$350,000
W793200	TM Meade to Jessup	\$1,242,200	\$1,347,200	(\$105,000)	\$0	\$0	\$0	\$0	\$0
W797600	Independent Well Upgrd	\$2,171,058	\$2,171,058	\$0	\$0	\$0	\$0	\$0	\$0
W799400	Severndale WTP Upgrade PH III	\$3,566,796	\$3,963,796	(\$397,000)	\$0	\$0	\$0	\$0	\$0
W799600	Elevated Water Storage	\$59,440,345	\$56,555,345	\$0	\$0	\$2,885,000	\$0	\$0	\$0
W800200	Water System Security	\$5,361,826	\$5,361,826	\$0	\$0	\$0	\$0	\$0	\$0
W800300	Balto City Water Main Rpr	\$3,015,526	\$4,277,526	(\$1,262,000)	\$0	\$0	\$0	\$0	\$0
W801200	12" St Marg/Old Mill Bttm	\$6,969,000	\$6,969,000	\$0	\$0	\$0	\$0	\$0	\$0
W801300	16" Reidel to Rte 3	\$3,241,100	\$3,366,100	(\$125,000)	\$0	\$0	\$0	\$0	\$0
W801400	Crofton Meadows II Exp Ph 2	\$38,156,000	\$6,697,000	\$10,815,000	\$10,815,000	\$9,829,000	\$0	\$0	\$0
W801600	TM-MD Rte 32 @ Meade	\$36,867,800	\$9,663,800	\$9,068,000	\$9,068,000	\$9,068,000	\$0	\$0	\$0
W801700	Glen Burnie High Zone	\$5,774,842	\$5,844,842	(\$70,000)	\$0	\$0	\$0	\$0	\$0
W801800	Arnold WTP Exp	\$7,167,017	\$4,736,017	\$2,431,000	\$0	\$0	\$0	\$0	\$0
W803300	WTR Infrastr Up/Retro	\$5,655,088	\$2,655,088	\$500,000	\$500,000	\$500,000	\$500,000	\$500,000	\$500,000
W803400	Water Proj Mgmt	\$2,000,000	\$2,000,000	\$0	\$0	\$0	\$0	\$0	\$0
W803500	Hospital Drive WTR Ext	\$91,000	\$1,176,000	(\$1,085,000)	\$0	\$0	\$0	\$0	\$0
W803600	East/West TM - North	\$51,235,000	\$19,235,000	\$0	\$0	\$8,000,000	\$8,000,000	\$8,000,000	\$8,000,000
W803700	Sylvan Shores Water	\$4,464,000	\$4,464,000	\$0	\$0	\$0	\$0	\$0	\$0
W804000	Broad Creek WTP Exp	\$38,889,015	\$28,096,015	(\$245,000)	\$5,000,000	\$6,038,000	\$0	\$0	\$0
W804200	Withernsea WTP	\$346,000	\$346,000	\$0	\$0	\$0	\$0	\$0	\$0

# Capital Budget and Program

Anne Arundel County, Maryland

## Project Class Summary - Project Listing

Council Approved

Project	Project Title	Total	Prior	FY2019	FY2020	FY2021	FY2022	FY2023	FY2024
W804300	New Cut WTP	\$1,222,000	\$176,000	\$0	\$1,046,000	\$0	\$0	\$0	\$0
W804500	North Co Water Dist Imp	\$5,738,808	\$5,738,808	\$0	\$0	\$0	\$0	\$0	\$0
W804600	Balt City - Fullerton WTP	\$106,000	\$106,000	\$0	\$0	\$0	\$0	\$0	\$0
W805000	Water Fac Emerg Generators	\$12,285,000	\$6,583,000	\$1,793,000	\$1,953,000	\$489,000	\$489,000	\$489,000	\$489,000
W805400	Pike Drive Water Extension	\$810,000	\$770,000	\$40,000	\$0	\$0	\$0	\$0	\$0
W805500	Arnold Lime System Upgrade	\$6,189,000	\$6,129,000	\$60,000	\$0	\$0	\$0	\$0	\$0
W805600	Dorsey Lime System Upgrade	\$3,792,000	\$305,000	\$143,000	\$3,344,000	\$0	\$0	\$0	\$0
W805700	Heritage Harbor Wtr Takeover	\$1,349,000	\$159,000	\$1,190,000	\$0	\$0	\$0	\$0	\$0
W805800	Whiskey Bottom Road Interconn	\$3,294,000	\$325,000	\$2,969,000	\$0	\$0	\$0	\$0	\$0
W805900	Coriander Place WM Extension	\$900,000	\$0	\$900,000	\$0	\$0	\$0	\$0	\$0
W806000	Banbury WM Extension	\$545,000	\$0	\$545,000	\$0	\$0	\$0	\$0	\$0
W806100	Hanover Rd Water Main Ext.	\$322,000	\$0	\$322,000	\$0	\$0	\$0	\$0	\$0
W806200	Tanyard Springs Ln WM Ext.	\$296,000	\$0	\$296,000	\$0	\$0	\$0	\$0	\$0
W806300	Water Meter Repl/Upgrd	\$11,160,000	\$0	\$1,860,000	\$1,860,000	\$1,860,000	\$1,860,000	\$1,860,000	\$1,860,000
W806400	Edgewater Beach Water Ext	\$5,123,000	\$0	\$444,000	\$4,679,000	\$0	\$0	\$0	\$0
X733700	Water Main Repl/Recon	\$73,844,982	\$24,644,982	\$8,200,000	\$8,200,000	\$8,200,000	\$8,200,000	\$8,200,000	\$8,200,000
X764300	Water Proj Planning	\$1,664,423	\$1,664,423	\$0	\$0	\$0	\$0	\$0	\$0
X787000	Water Storage Tank Painting	\$33,493,925	\$20,736,925	\$2,094,000	\$2,088,000	\$2,087,000	\$2,094,000	\$2,094,000	\$2,300,000
Y514200	Routine Water Extensions	\$1,712,775	\$712,775	\$0	\$200,000	\$200,000	\$200,000	\$200,000	\$200,000
<b>Total Water</b>		\$491,614,384	\$272,463,384	\$31,477,000	\$51,882,000	\$52,342,000	\$34,958,000	\$24,143,000	\$24,349,000

**Capital Budget and Program**

**Anne Arundel County, Maryland**

**Project Class Summary - Funding Detail**

**Council Approved**

<b>Project</b>	<b>Project Title</b>	<b>Total</b>	<b>Prior</b>	<b>FY2019</b>	<b>FY2020</b>	<b>FY2021</b>	<b>FY2022</b>	<b>FY2023</b>	<b>FY2024</b>
<b>Project Class Water</b>									
<b>Bonds</b>									
	Water Bonds	\$418,956,210	\$238,078,210	\$23,055,000	\$45,744,000	\$46,147,000	\$29,146,000	\$18,331,000	\$18,455,000
	<b>Bonds</b>	\$418,956,210	\$238,078,210	\$23,055,000	\$45,744,000	\$46,147,000	\$29,146,000	\$18,331,000	\$18,455,000
<b>PayGo</b>									
	Water PayGo	\$60,316,934	\$24,808,934	\$5,657,000	\$6,138,000	\$6,195,000	\$5,812,000	\$5,812,000	\$5,894,000
	<b>PayGo</b>	\$60,316,934	\$24,808,934	\$5,657,000	\$6,138,000	\$6,195,000	\$5,812,000	\$5,812,000	\$5,894,000
<b>Grants &amp; Aid</b>									
	Other Fed Grants	\$3,843,240	\$1,078,240	\$2,765,000	\$0	\$0	\$0	\$0	\$0
	Other State Grants	\$1,261,000	\$1,261,000	\$0	\$0	\$0	\$0	\$0	\$0
	<b>Grants &amp; Aid</b>	\$5,104,240	\$2,339,240	\$2,765,000	\$0	\$0	\$0	\$0	\$0
<b>Other</b>									
	Developer Contribution	\$430,000	\$430,000	\$0	\$0	\$0	\$0	\$0	\$0
	Project Reimbursement	\$2,000,000	\$2,000,000	\$0	\$0	\$0	\$0	\$0	\$0
	Bond Premium	\$4,807,000	\$4,807,000	\$0	\$0	\$0	\$0	\$0	\$0
	<b>Other</b>	\$7,237,000	\$7,237,000	\$0	\$0	\$0	\$0	\$0	\$0
	<b>Water</b>	\$491,614,384	\$272,463,384	\$31,477,000	\$51,882,000	\$52,342,000	\$34,958,000	\$24,143,000	\$24,349,000

**Capital Budget and Program**

**Anne Arundel County, Maryland**

**Project Class Summary - Project Listing**

**Council Approved**

Project	Project Title	Total	Prior	FY2019	FY2020	FY2021	FY2022	FY2023	FY2024
<b>Project Class: Watershed Protection &amp; Restor.</b>									
B551600	Culvert and Closed SD Rehab	\$47,983,601	\$19,381,601	\$4,767,000	\$4,767,000	\$4,767,000	\$4,767,000	\$4,767,000	\$4,767,000
B551700	Emergency Storm Drain	\$6,518,132	\$2,918,132	\$600,000	\$600,000	\$600,000	\$600,000	\$600,000	\$600,000
B551800	Storm Drainage/SWM Infrastr	\$13,842,381	\$5,466,381	\$4,376,000	\$1,000,000	\$1,000,000	\$1,000,000	\$1,000,000	\$0
B551900	Stormwater Project Management	\$1,000,000	\$1,600,000	(\$600,000)	\$0	\$0	\$0	\$0	\$0
B552000	MR-ST-01	\$1,773,500	\$1,177,500	\$596,000	\$0	\$0	\$0	\$0	\$0
B552100	MR-ST-02	\$31,100	\$809,100	(\$778,000)	\$0	\$0	\$0	\$0	\$0
B552200	MR-ST-03	\$7,628,655	\$1,097,655	\$6,531,000	\$0	\$0	\$0	\$0	\$0
B552300	MR-ST-04	\$2,514,200	\$1,820,200	\$694,000	\$0	\$0	\$0	\$0	\$0
B552400	MR-OF-04	\$3,068,100	\$7,068,100	(\$4,000,000)	\$0	\$0	\$0	\$0	\$0
B552500	MR-OF-03	\$1,832,200	\$1,832,200	\$0	\$0	\$0	\$0	\$0	\$0
B552600	MR-OF-02	\$644,300	\$644,300	\$0	\$0	\$0	\$0	\$0	\$0
B552900	MR-PC-01	\$1,262,366	\$1,399,366	(\$137,000)	\$0	\$0	\$0	\$0	\$0
B553300	PT-PP-01	\$1,097,600	\$7,992,600	(\$6,895,000)	\$0	\$0	\$0	\$0	\$0
B553400	PT-OF-01	\$701,676	\$651,676	\$50,000	\$0	\$0	\$0	\$0	\$0
B553500	PT-ST-01	\$9,607,200	\$10,160,200	(\$553,000)	\$0	\$0	\$0	\$0	\$0
B553600	PT-OF-02	\$1,407,900	\$1,407,900	\$0	\$0	\$0	\$0	\$0	\$0
B553700	PT-ST-02	\$9,052,555	\$5,752,555	\$3,300,000	\$0	\$0	\$0	\$0	\$0
B553800	PT-OF-03	\$1,964,000	\$1,964,000	\$0	\$0	\$0	\$0	\$0	\$0
B553900	PT-ST-03	\$5,346,049	\$7,891,049	(\$2,545,000)	\$0	\$0	\$0	\$0	\$0
B554000	PT-PC-01	\$6,629,121	\$6,629,121	\$0	\$0	\$0	\$0	\$0	\$0
B554100	PT-OF-04	\$6,450,116	\$6,450,116	\$0	\$0	\$0	\$0	\$0	\$0
B554300	PT-ST-04	\$1,325,900	\$1,325,900	\$0	\$0	\$0	\$0	\$0	\$0
B554400	PT-ST-05	\$2,148,500	\$1,148,500	\$1,000,000	\$0	\$0	\$0	\$0	\$0
B554800	PT-ST-07	\$5,568,600	\$5,489,600	\$79,000	\$0	\$0	\$0	\$0	\$0
B554900	PT-OF-08	\$2,384,518	\$2,384,518	\$0	\$0	\$0	\$0	\$0	\$0
B555100	PT-OF-10	\$171,800	\$171,800	\$0	\$0	\$0	\$0	\$0	\$0
B555300	PN-OF-01	\$4,452,280	\$4,452,280	\$0	\$0	\$0	\$0	\$0	\$0

W741400 Chg Against Wtr Clsd Projects

Class: Water

FY2019

Council Approved

**Description**

Funds are approved to allow for settlement of claims and items required in Project Performance Phase on Water Capital Projects which have been closed out prior to the settlement of the claims.

Location

Available balances from completed projects will be the primary source of funding for this project.

**Countywide**

**Benefit**

This fund ensures that claims can be settled in the most expedient manner.

**Amendment History**

Prior approval has been adjusted to show the closing of jobs on this project.

Prior Year Project Total	Phase	Project Total	Prior Approval	Budget FY2019	Capital Program (\$000)					Beyond 6 Years
					FY2020	FY2021	FY2022	FY2023	FY2024	
\$220,866	Other	\$220,866	\$220,866	\$0	\$0	\$0	\$0	\$0	\$0	
\$220,866	<b>Total</b>	\$220,866	\$220,866	\$0	\$0	\$0	\$0	\$0	\$0	
<b>More (Less) Than Prior Year Program:</b>		\$0	\$0	\$0	\$0	\$0	\$0	\$0	\$0	Multi-Yr

**W741400 Chg Against Wtr Clsd Projects**

**Class: Water**

**FY2019**

**Council Approved**

**Project Status**

1. Current Status Of This Project: Active
2. Action Taken In Current Fiscal Year: Multi-Year
3. Action Required To Complete This Project: Multi-Year

**Change from Prior Year**

1. Change In Name Or Description: None
2. Change In Total Project Cost: None
3. Change In Scope: None
4. Change In Timing: None

**Estimated Operating Budget Impact: None**

**Initial Total Project Cost Estimate**

FY 1986            \$900,000

**Financial Activity**

	<b>Expended</b>	<b>Encumbered</b>	<b>Total</b>
<b>April 1, 2017</b>	\$0	\$0	\$0
<b>April 1, 2018</b>	\$0	\$0	\$0

<b>Prior Year Project Total</b>	<b>Funding</b>	<b>Project Total</b>	<b>Prior Approval</b>	<b>Budget FY2019</b>	<b>Capital Program (\$000)</b>					<b>Beyond 6 Years</b>
					<b>FY2020</b>	<b>FY2021</b>	<b>FY2022</b>	<b>FY2023</b>	<b>FY2024</b>	
\$220,866	Water Bonds	\$220,866	\$220,866	\$0	\$0	\$0	\$0	\$0	\$0	
\$0	Water PayGo	\$0	\$0	\$0	\$0	\$0	\$0	\$0	\$0	
<b>\$220,866</b>	<b>Total</b>	<b>\$220,866</b>	<b>\$220,866</b>	<b>\$0</b>	<b>\$0</b>	<b>\$0</b>	<b>\$0</b>	<b>\$0</b>	<b>\$0</b>	
<b>More (Less) Than Prior Year Program:</b>		\$0	\$0	\$0	\$0	\$0	\$0	\$0	\$0	Multi-Yr

**W744400 Exist Well Redev/Repl**

**Class: Water**

**FY2019**

**Council Approved**

**Description**

Funds were approved and are programmed for existing raw water well redevelopment and for existing well pump replacement. The existing raw water wells have to be redeveloped to maintain pumping rates, screens need to be cleaned, and if necessary, pumps and columns completely replaced.

**Location**

Redevelopment to continue such that each well is redeveloped approximately once every 10 years. Included in this project is the replacement and/or remediation of existing aging and failing wells as required.

**Countywide**

**Benefit**

This is an on-going project to investigate and redevelop as needed all existing raw water wells (approximately 56 wells) to ensure that all wells will continue to operate at optimum rates.

**Amendment History**

Prior approval has been adjusted to show the closing of jobs on this project. County Council removed \$2.5m via AMD #149, \$3,140,000 via AMD #195, and added \$640k/year for Fys 17-21 via AMD #199 to Bill 29-15. CC removed \$400,000 via AMD #51 to Bill 31-16.

Prior Year Project Total	Phase	Project Total	Prior Approval	Budget FY2019	Capital Program (\$000)					Beyond 6 Years
					FY2020	FY2021	FY2022	FY2023	FY2024	
\$3,094,148	Plans and Engineering	\$3,394,148	\$1,594,148	\$300,000	\$300	\$300	\$300	\$300	\$300	
\$0	Land	\$0	\$0	\$0	\$0	\$0	\$0	\$0	\$0	
\$18,817,248	Construction	\$20,803,248	\$8,887,248	\$1,986,000	\$1,986	\$1,986	\$1,986	\$1,986	\$1,986	
\$1,237,273	Overhead	\$1,351,273	\$667,273	\$114,000	\$114	\$114	\$114	\$114	\$114	
\$13,000	Furn., Fixtures and Equip.	\$13,000	\$13,000	\$0	\$0	\$0	\$0	\$0	\$0	
(\$10,895)	Other	(\$10,895)	(\$10,895)	\$0	\$0	\$0	\$0	\$0	\$0	
\$23,150,774	<b>Total</b>	\$25,550,774	\$11,150,774	\$2,400,000	\$2,400	\$2,400	\$2,400	\$2,400	\$2,400	
<b>More (Less) Than Prior Year Program:</b>		\$2,400,000	\$0	\$0	\$0	\$0	\$0	\$0	\$2,400	Multi-Yr



**W744400 Exist Well Redev/Repl**

**Class: Water**

**FY2019**

**Council Approved**

**Project Status**

1. Current Status Of This Project: Active
2. Action Taken In Current Fiscal Year: Complete Construction & Performance of Severndale 3, Crofton Meadows 5, Rose Haven 1&2, Severndale 8, Dorsey Road 2R,20, 22, 23 and Broad Creek 5. Complete Design and begin Construction of Dorsey Road 18, DR-19, AR-6, and Crofton Meadows 8 & 9.
3. Action Required To Complete This Project: Multi-Year

**Change from Prior Year**

1. Change In Name Or Description: None
2. Change In Total Project Cost: Added FY 24 Funding.
3. Change In Scope: None
4. Change In Timing: None

**Estimated Operating Budget Impact: None**

**Initial Total Project Cost Estimate**

FY 1987      \$4,380,000

**Financial Activity**

	<b>Expended</b>	<b>Encumbered</b>	<b>Total</b>
<b>April 1, 2017</b>	\$4,724,387	\$3,539,297	\$8,263,684
<b>April 1, 2018</b>	\$7,893,747	\$2,954,455	\$10,848,202

<b>Prior Year Project Total</b>	<b>Funding</b>	<b>Project Total</b>	<b>Prior Approval</b>	<b>Budget FY2019</b>	<b>Capital Program (\$000)</b>					<b>Beyond 6 Years</b>
					<b>FY2020</b>	<b>FY2021</b>	<b>FY2022</b>	<b>FY2023</b>	<b>FY2024</b>	
\$12,081,546	Water Bonds	\$13,521,546	\$4,881,546	\$1,440,000	\$1,440	\$1,440	\$1,440	\$1,440	\$1,440	
\$9,069,228	Water PayGo	\$10,029,228	\$4,269,228	\$960,000	\$960	\$960	\$960	\$960	\$960	
\$2,000,000	Bond Premium	\$2,000,000	\$2,000,000	\$0	\$0	\$0	\$0	\$0	\$0	
<b>\$23,150,774</b>	<b>Total</b>	<b>\$25,550,774</b>	<b>\$11,150,774</b>	<b>\$2,400,000</b>	<b>\$2,400</b>	<b>\$2,400</b>	<b>\$2,400</b>	<b>\$2,400</b>	<b>\$2,400</b>	
<b>More (Less) Than Prior Year Program:</b>		\$2,400,000	\$0	\$0	\$0	\$0	\$0	\$0	\$2,400	Multi-Yr

**W753400 Demo Abandoned Facilities**

**Class: Water**

**FY2019**

**Council Approved**

**Description**

Funds are approved, requested and programmed to demolish various facilities which are no longer in service.

The facilities include, but are not limited to, Pines WTP; Dorsey Wells #1,3,4,11,14 and #15; Severna Park Booster Station; Ft. Smallwood BPS; Riviera Beach Standpipe; Sawmill Wells; Glen Burnie Park BPS; Thelma Ave SCW; Sawmill WTP; MD City Ind Wells 1,2,3,& 4; Quarterfield GR Storage Tank, Pasadena EWT, Marley BPS, Crofton Meadows I WTP treatment basins, Ft. Meade BPS and Glendale SCW.

Project description amended in FY16 to include Amberly Water Treatment Plant.

**Location**

**Countywide**

**Benefit**

Demolition of these facilities will allow the county to dispose of excess land.

**Amendment History**

Prior approval has been adjusted to show the closing of jobs on this project.

Prior Year Project Total	Phase	Project Total	Prior Approval	Budget FY2019	Capital Program (\$000)					Beyond 6 Years
					FY2020	FY2021	FY2022	FY2023	FY2024	
\$66,267	Plans and Engineering	\$141,267	\$66,267	\$26,000	\$22	\$27	\$0	\$0	\$0	
\$421,782	Construction	\$1,260,782	\$421,782	\$207,000	\$291	\$341	\$0	\$0	\$0	
\$27,674	Overhead	\$73,674	\$27,674	\$12,000	\$16	\$18	\$0	\$0	\$0	
\$515,723	<b>Total</b>	\$1,475,723	\$515,723	\$245,000	\$329	\$386	\$0	\$0	\$0	
<b>More (Less) Than Prior Year Program:</b>		\$960,000	\$0	\$245,000	\$329	\$386	\$0	\$0	\$0	Multi-Yr

W753400 Demo Abandoned Facilities

Class: Water

FY2019

Council Approved

**Project Status**

1. Current Status Of This Project: Active
2. Action Taken In Current Fiscal Year: Initiate study to abandon Crofton Meadows I Obsolete Basins. Demolition of Crofton Meadows I Bldg.
3. Action Required To Complete This Project: Multi-Year

**Change from Prior Year**

1. Change In Name Or Description: None
2. Change In Total Project Cost: Increase funding for FY19-FY21 based on current estimate for planned projects
3. Change In Scope: None
4. Change In Timing: None

Estimated Operating Budget Impact: None

**Initial Total Project Cost Estimate**

FY 1995 \$100,000

**Financial Activity**

	Expended	Encumbered	Total
April 1, 2017	\$28,769	\$46,274	\$75,044
April 1, 2018	\$72,707	\$366,933	\$439,640

Prior Year Project Total	Funding	Project Total	Prior Approval	Budget FY2019	Capital Program (\$000)					Beyond 6 Years
					FY2020	FY2021	FY2022	FY2023	FY2024	
\$515,723	Water PayGo	\$1,475,723	\$515,723	\$245,000	\$329	\$386	\$0	\$0	\$0	
\$515,723	<b>Total</b>	\$1,475,723	\$515,723	\$245,000	\$329	\$386	\$0	\$0	\$0	
<b>More (Less) Than Prior Year Program:</b>		\$960,000	\$0	\$245,000	\$329	\$386	\$0	\$0	\$0	Multi-Yr

W777600 Gibson Island WTP Upgr

Class: Water

FY2019

Council Approved

**Description**

Funds are programmed to design and construct upgrades to the treatment and chemical handling systems at the existing Gibson Island WTP and ground storage tank.

**Benefit**

Upgrade of existing systems and increased reliability and efficiency.

**Amendment History**



Prior Year Project Total	Phase	Project Total	Prior Approval	Budget FY2019	Capital Program (\$000)					Beyond 6 Years
					FY2020	FY2021	FY2022	FY2023	FY2024	
\$198,593	Plans and Engineering	\$290,143	\$198,593	\$91,550	\$0	\$0	\$0	\$0	\$0	\$0
\$178,000	Land	\$2,450	\$178,000	(\$175,550)	\$0	\$0	\$0	\$0	\$0	\$0
\$1,026,138	Construction	\$1,098,138	\$1,026,138	\$72,000	\$0	\$0	\$0	\$0	\$0	\$0
\$109,049	Overhead	\$62,049	\$109,049	(\$47,000)	\$0	\$0	\$0	\$0	\$0	\$0
\$1,511,779	<b>Total</b>	\$1,452,779	\$1,511,779	(\$59,000)	\$0	\$0	\$0	\$0	\$0	\$0
<b>More (Less) Than Prior Year Program:</b>		(\$59,000)	\$0	(\$59,000)	\$0	\$0	\$0	\$0	\$0	\$0

W777600 Gibson Island WTP Upgr

Class: Water

FY2019

Council Approved

**Project Status**

1. Current Status Of This Project: Complete
2. Action Taken In Current Fiscal Year: Complete
3. Action Required To Complete None, Complete

**Change from Prior Year**

1. Change In Name Or Description: None
2. Change In Total Project Cost: Decreased due to actual cost
3. Change In Scope: None
4. Change In Timing: None

**Estimated Operating Budget Impact:** Potential savings/cost avoidance

**Initial Total Project Cost Estimate**

FY 1996 \$790,400

**Financial Activity**

Expended	Encumbered	Total	
April 1, 2017	\$1,397,460	\$53,368	\$1,450,828
April 1, 2018	\$1,417,459	\$34,329	\$1,451,788

Prior Year Project Total	Funding	Project Total	Prior Approval	Budget FY2019	Capital Program (\$000)					Beyond 6 Years
					FY2020	FY2021	FY2022	FY2023	FY2024	
\$1,511,779	Water Bonds	\$1,452,779	\$1,511,779	(\$59,000)	\$0	\$0	\$0	\$0	\$0	\$0
\$1,511,779	<b>Total</b>	\$1,452,779	\$1,511,779	(\$59,000)	\$0	\$0	\$0	\$0	\$0	\$0
<b>More (Less) Than Prior Year Program:</b>		(\$59,000)	\$0	(\$59,000)	\$0	\$0	\$0	\$0	\$0	\$0

W778600 Crofton Meadows II WTP Upgr

Class: Water

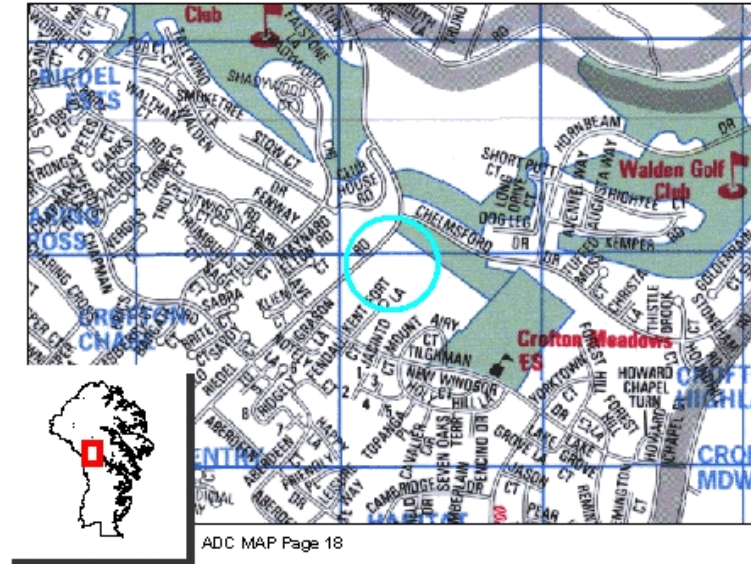
FY2019

Council Approved

**Description**

Funds are programmed to increase the capacity of the Crofton Meadows II WTP from 5 to 15 mgd by adding additional sedimentation basins, filters, and raw water wells.

The construction of this project is funded over two years.



**Benefit**

To meet future demand in Ft. Meade East Water Service Area.

**Amendment History**

CC pushed \$10,815k from FY19 to FY22 via AMD #40 and 41 to Bill 37-18.

Prior Year Project Total	Phase	Project Total	Prior Approval	Budget FY2019	Capital Program (\$000)					Beyond 6 Years
					FY2020	FY2021	FY2022	FY2023	FY2024	
\$1,326,358	Plans and Engineering	\$1,321,357	\$1,321,357	\$0	\$0	\$0	\$0	\$0	\$0	\$0
\$662,000	Land	\$662,000	\$662,000	\$0	\$0	\$0	\$0	\$0	\$0	\$0
\$13,801,839	Construction	\$13,287,611	\$13,287,611	(\$10,300,000)	\$0	\$0	\$10,300	\$0	\$0	\$0
\$1,360,976	Overhead	\$744,765	\$1,337,765	(\$1,108,000)	\$0	\$0	\$515	\$0	\$0	\$0
\$17,151,173	<b>Total</b>	\$16,015,734	\$16,608,734	(\$11,408,000)	\$0	\$0	\$10,815	\$0	\$0	\$0
<b>More (Less) Than Prior Year Program:</b>		(\$1,135,439)	(\$542,439)	(\$11,408,000)	\$0	\$0	\$10,815	\$0	\$0	\$0

W778600 Crofton Meadows II WTP Upgr

Class: Water

FY2019

Council Approved

**Project Status**

1. Current Status Of This Project: Active
2. Action Taken In Current Fiscal Year: Design of Raw Water TM and Production Wells CM12 and CM13.
3. Action Required To Complete This Project: Construction and Performance of Raw Water TM and Production Wells 12 and 13.

**Change from Prior Year**

1. Change In Name Or Description: None
2. Change In Total Project Cost: Decrease based on current estimate
3. Change In Scope: None
4. Change In Timing: None

Estimated Operating Budget Impact: Less than \$100,000 per year

**Initial Total Project Cost Estimate**

FY 1996 \$6,670,200

**Financial Activity**

Expended	Encumbered	Total	
April 1, 2017	\$652,276	\$434,569	\$1,086,845
April 1, 2018	\$195,489	\$985,096	\$1,180,585

Prior Year Project Total	Funding	Project Total	Prior Approval	Budget FY2019	Capital Program (\$000)					Beyond 6 Years
					FY2020	FY2021	FY2022	FY2023	FY2024	
\$17,151,173	Water Bonds	\$16,015,734	\$16,608,734	(\$11,408,000)	\$0	\$0	\$10,815	\$0	\$0	\$0
\$17,151,173	<b>Total</b>	\$16,015,734	\$16,608,734	(\$11,408,000)	\$0	\$0	\$10,815	\$0	\$0	\$0
<b>More (Less) Than Prior Year Program:</b>		(\$1,135,439)	(\$542,439)	(\$11,408,000)	\$0	\$0	\$10,815	\$0	\$0	\$0

W778800 Water Strategic Plan

Class: Water

FY2019

Council Approved

**Description**

This is to fund the update of the Comprehensive Strategic Water Plan, the Master Plan and to Fund the County's Interest in Well Head Protection. Funding through this project will also be used for the development of water strategic plans for the orderly programming and construction planning of water facilities.

Location

Countywide

**Benefit**

Orderly programming for construction of water facilities and compliance with Federal and State requirements.

**Amendment History**

County Council removed \$50k via AMD #87 to Bill 29-15. CC removed \$50k via AMD #35 to Bill 37-18.

Prior Year Project Total	Phase	Project Total	Prior Approval	Budget FY2019	Capital Program (\$000)					Beyond 6 Years
					FY2020	FY2021	FY2022	FY2023	FY2024	
\$1,868,273	Plans and Engineering	\$1,868,273	\$1,630,273	\$0	\$48	\$48	\$48	\$48	\$48	
\$102,734	Overhead	\$102,734	\$90,734	\$0	\$2	\$2	\$2	\$2	\$2	
\$1,971,007	<b>Total</b>	\$1,971,007	\$1,721,007	\$0	\$50	\$50	\$50	\$50	\$50	
<b>More (Less) Than Prior Year Program:</b>		\$0	\$0	(\$50,000)	\$0	\$0	\$0	\$0	\$50	Multi-Yr



W778800 Water Strategic Plan

Class: Water

FY2019

Council Approved

**Project Status**

1. Current Status Of This Project: Active
2. Action Taken In Current Fiscal Year: Completed Hammonds Lane Area Study and Ground Water Availability Analysis
3. Action Required To Complete This Project: Continue Other Planning Area Strategic Plan Analysis.

**Change from Prior Year**

1. Change In Name Or Description: None
2. Change In Total Project Cost: Added FY24 Funding
3. Change In Scope: None
4. Change in Timing: Multi Year

Estimated Operating Budget Impact: None

**Initial Total Project Cost Estimate**

FY 1996 \$260,000

**Financial Activity**

Expended	Encumbered	Total	
April 1, 2017	\$1,353,601	\$174,919	\$1,528,520
April 1, 2018	\$1,508,328	\$34,256	\$1,542,583

Prior Year Project Total	Funding	Project Total	Prior Approval	Budget FY2019	Capital Program (\$000)					Beyond 6 Years
					FY2020	FY2021	FY2022	FY2023	FY2024	
\$1,971,007	Water PayGo	\$1,971,007	\$1,721,007	\$0	\$50	\$50	\$50	\$50	\$50	
\$1,971,007	<b>Total</b>	\$1,971,007	\$1,721,007	\$0	\$50	\$50	\$50	\$50	\$50	
<b>More (Less) Than Prior Year Program:</b>		\$0	\$0	(\$50,000)	\$0	\$0	\$0	\$0	\$50	Multi-Yr

W783000 Cape St Claire Rd TM

Class: Water

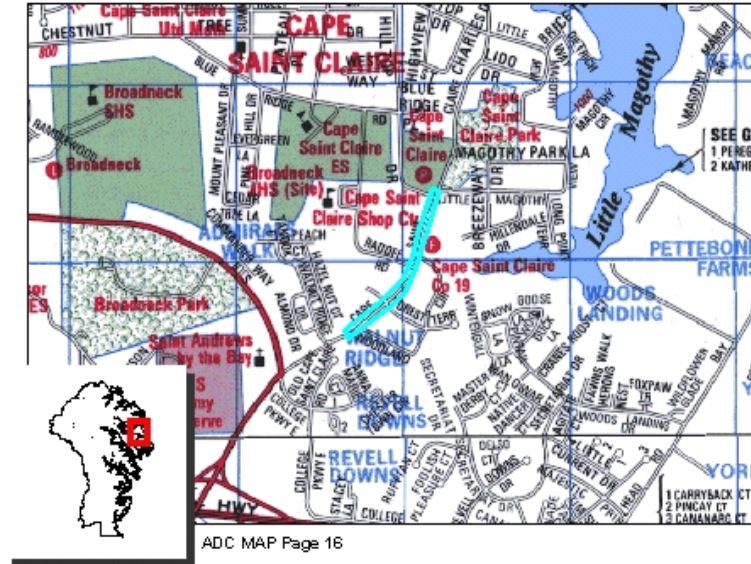
FY2019

Council Approved

**Description**

This project is to construct a Water Transmission Main in Cape St. Claire Road between Woodland Drive and Hilltop Road.

This project is being coordinated with the Cape St. Claire Road Upgrade Project H-4610 in the Roads and Bridges Class.



**Benefit**

Coordination with the road project to prevent patching of new construction.

**Amendment History**

Prior Year Project Total	Phase	Project Total	Prior Approval	Budget FY2019	Capital Program (\$000)					Beyond 6 Years
					FY2020	FY2021	FY2022	FY2023	FY2024	
\$34,000	Plans and Engineering	\$34,000	\$34,000	\$0	\$0	\$0	\$0	\$0	\$0	\$0
\$4,000	Land	\$4,000	\$4,000	\$0	\$0	\$0	\$0	\$0	\$0	\$0
\$999,000	Construction	\$917,000	\$999,000	(\$82,000)	\$0	\$0	\$0	\$0	\$0	\$0
\$72,000	Overhead	\$72,000	\$72,000	\$0	\$0	\$0	\$0	\$0	\$0	\$0
\$1,109,000	<b>Total</b>	\$1,027,000	\$1,109,000	(\$82,000)	\$0	\$0	\$0	\$0	\$0	\$0
<b>More (Less) Than Prior Year Program:</b>		(\$82,000)	\$0	(\$82,000)	\$0	\$0	\$0	\$0	\$0	\$0

W783000 Cape St Claire Rd TM

Class: Water

FY2019

Council Approved

**Project Status**

1. Current Status Of This Project: Complete
2. Action Taken In Current Fiscal Year: Complete
3. Action Required To Complete This Project: Complete

**Change from Prior Year**

1. Change In Name Or Description: None
2. Change In Total Project Cost: Decreased based on actual costs
3. Change In Scope: None
4. Change In Timing: None

**Estimated Operating Budget Impact:** Less than \$100,000 per year

**Initial Total Project Cost Estimate**

FY 1997            \$277,000

**Financial Activity**

	Expended	Encumbered	Total
<b>April 1, 2017</b>	\$946,478	\$131,952	\$1,078,430
<b>April 1, 2018</b>	\$970,242	\$51,425	\$1,021,667

Prior Year Project Total	Funding	Project Total	Prior Approval	Budget FY2019	Capital Program (\$000)					Beyond 6 Years
					FY2020	FY2021	FY2022	FY2023	FY2024	
\$1,109,000	Water Bonds	\$1,027,000	\$1,109,000	(\$82,000)	\$0	\$0	\$0	\$0	\$0	\$0
\$1,109,000	<b>Total</b>	\$1,027,000	\$1,109,000	(\$82,000)	\$0	\$0	\$0	\$0	\$0	\$0
<b>More (Less) Than Prior Year Program:</b>		(\$82,000)	\$0	(\$82,000)	\$0	\$0	\$0	\$0	\$0	\$0

**W787800 Fire Hydrant Rehab**

**Class: Water**

**FY2019**

**Council Approved**

**Description**

This project is to remove lead paint and repaint fire hydrants. This project is a multi year, on going project for coating maintenance on an approximate 15 year life cycle.

**Location**

**Countywide**

**Benefit**

Improved efficiency of operation.

**Amendment History**

Prior approval has been adjusted to show the closing of jobs on this project. County Council added \$140k via AMD #189 and added \$140k/year for Fys 17-21 via AMD #200 to Bill 29-15. CC removed \$350k via AMD #74 to Bill 37-18.

Prior Year Project Total	Phase	Project Total	Prior Approval	Budget FY2019	Capital Program (\$000)					Beyond 6 Years
					FY2020	FY2021	FY2022	FY2023	FY2024	
(\$71,713)	Plans and Engineering	(\$135,510)	(\$135,510)	\$0	\$0	\$0	\$0	\$0	\$0	
\$5,166,133	Construction	\$4,308,382	\$2,638,382	\$0	\$334	\$334	\$334	\$334	\$334	
\$282,253	Overhead	\$226,103	\$146,103	\$0	\$16	\$16	\$16	\$16	\$16	
\$5,376,674	<b>Total</b>	\$4,398,976	\$2,648,976	\$0	\$350	\$350	\$350	\$350	\$350	
<b>More (Less) Than Prior Year Program:</b>		(\$977,698)	(\$977,698)	(\$350,000)	\$0	\$0	\$0	\$0	\$350	Multi-Yr

**W787800 Fire Hydrant Rehab**

**Class: Water**

**FY2019**

**Council Approved**

**Project Status**

1. Current Status Of This Project: Active
2. Action Taken In Current Fiscal Year: Complete Design of Phase 26. Construction of Phases 26 & 27
3. Action Required to Complete this Project: Multi-Year.

**Change from Prior Year**

1. Change In Name Or Description: None
2. Change In Total Project Cost: Added FY24 funding.
3. Change In Scope: None
4. Change In Timing: None

**Estimated Operating Budget Impact: None**

**Initial Total Project Cost Estimate**

FY 1998            \$1,400,000

**Financial Activity**

Expended	Encumbered	Total	
<b>April 1, 2017</b>	\$1,874,377	\$780,188	\$2,654,565
<b>April 1, 2018</b>	\$1,319,467	\$1,041,583	\$2,361,050

Prior Year Project Total	Funding	Project Total	Prior Approval	Budget FY2019	Capital Program (\$000)					Beyond 6 Years
					FY2020	FY2021	FY2022	FY2023	FY2024	
\$140,000	Water Bonds	\$140,000	\$140,000	\$0	\$0	\$0	\$0	\$0	\$0	
\$5,236,674	Water PayGo	\$4,258,976	\$2,508,976	\$0	\$350	\$350	\$350	\$350	\$350	
\$5,376,674	<b>Total</b>	\$4,398,976	\$2,648,976	\$0	\$350	\$350	\$350	\$350	\$350	
<b>More (Less) Than Prior Year Program:</b>		(\$977,698)	(\$977,698)	(\$350,000)	\$0	\$0	\$0	\$0	\$350	Multi-Yr

W793200 TM Meade to Jessup

Class: Water

FY2019 Council Approved

**Description**

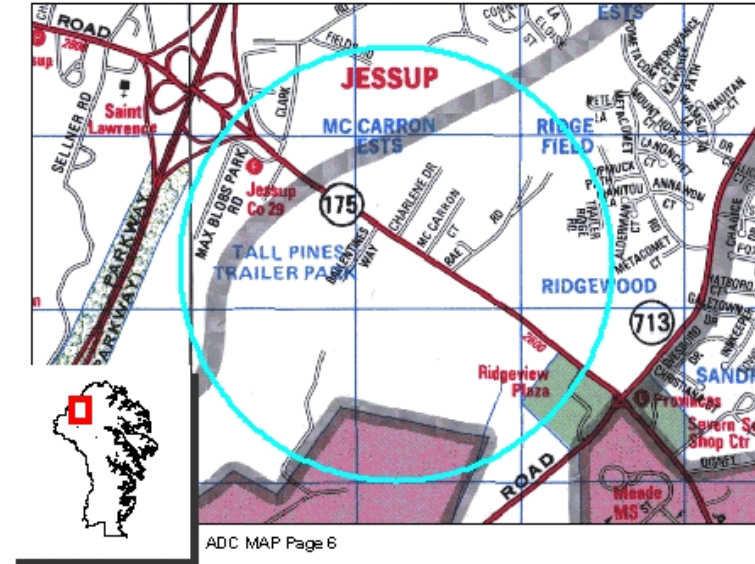
This project is to provide assistance to construct 7,000 feet of Water Main and a Control Vault from the Fort Mead Booster Pumping Station (See Project No. W793400) at MD Rte 175 and Rockenbach Road to the existing county 20-inch main at MD 175 and Race Road. In addition, 1,000 feet of 16 inch water main is required.

**Benefit**

The water main and control vault are a portion of the facilities required to provide water service to the Jessup/Maryland City Service Area as provided for in the County Water Strategic Plan.

**Amendment History**

CC removed \$50k via AMD #38 to Bill 36-17. CC removed \$57k via AMD #36 to Bill 37-18.



Prior Year Project Total	Phase	Project Total	Prior Approval	Budget FY2019	Capital Program (\$000)					Beyond 6 Years
					FY2020	FY2021	FY2022	FY2023	FY2024	
\$10,975	Plans and Engineering	\$7,975	\$10,975	(\$3,000)	\$0	\$0	\$0	\$0	\$0	\$0
\$52,916	Land	\$50,916	\$52,916	(\$2,000)	\$0	\$0	\$0	\$0	\$0	\$0
\$1,200,800	Construction	\$1,117,800	\$1,200,800	(\$83,000)	\$0	\$0	\$0	\$0	\$0	\$0
\$84,365	Overhead	\$67,365	\$84,365	(\$17,000)	\$0	\$0	\$0	\$0	\$0	\$0
(\$1,857)	Other	(\$1,857)	(\$1,857)	\$0	\$0	\$0	\$0	\$0	\$0	\$0
\$1,347,200	<b>Total</b>	\$1,242,200	\$1,347,200	(\$105,000)	\$0	\$0	\$0	\$0	\$0	\$0
<b>More (Less) Than Prior Year Program:</b>		(\$105,000)	\$0	(\$105,000)	\$0	\$0	\$0	\$0	\$0	\$0

W793200 TM Meade to Jessup

Class: Water

FY2019

Council Approved

**Project Status**

1. Current Status Of This Project: Active
2. Action Taken In Current Fiscal Year: Complete
3. Action Required To Complete This Project: Complete

**Change from Prior Year**

1. Change In Name Or Description: None
2. Change In Total Project Cost: Decrease based on actual costs
3. Change In Scope: None
4. Change In Timing: None

**Estimated Operating Budget Impact:** Less than \$100,000 per year

**Initial Total Project Cost Estimate**

FY 1999                      \$2,000

**Financial Activity**

	Expended	Encumbered	Total
<b>April 1, 2017</b>	\$1,267,760	\$61,806	\$1,329,566
<b>April 1, 2018</b>	\$1,236,685	\$57,973	\$1,294,658

Prior Year Project Total	Funding	Project Total	Prior Approval	Budget FY2019	Capital Program (\$000)					Beyond 6 Years
					FY2020	FY2021	FY2022	FY2023	FY2024	
\$1,347,200	Water Bonds	\$1,242,200	\$1,347,200	(\$105,000)	\$0	\$0	\$0	\$0	\$0	\$0
\$1,347,200	<b>Total</b>	\$1,242,200	\$1,347,200	(\$105,000)	\$0	\$0	\$0	\$0	\$0	\$0
<b>More (Less) Than Prior Year Program:</b>		(\$105,000)	\$0	(\$105,000)	\$0	\$0	\$0	\$0	\$0	\$0

**W797600 Independent Well Upgrd**

**Class: Water**

**FY2019**

**Council Approved**

**Description**

This project is to design and construct reverse osmosis treatment at Glendale Independent Well and to examine/install Aquifer Storage Recovery (ASR) capacity at the Quarterfield and Crain Highway Independent Wells.

Additional future funding may be required if treatment becomes more complex than currently anticipated or if additional wells require treatment.

**Location**

**Countywide**

**Benefit**

This project is necessary to provide additional water supply in the Glen Burnie Water Service Area.

**Amendment History**

Prior approval has been adjusted to show the closing of jobs on this project.

Prior Year Project Total	Phase	Project Total	Prior Approval	Budget FY2019	Capital Program (\$000)					Beyond 6 Years
					FY2020	FY2021	FY2022	FY2023	FY2024	
\$232,223	Plans and Engineering	\$232,223	\$232,223	\$0	\$0	\$0	\$0	\$0	\$0	\$0
\$1,000	Land	\$1,000	\$1,000	\$0	\$0	\$0	\$0	\$0	\$0	\$0
\$1,782,984	Construction	\$1,782,984	\$1,782,984	\$0	\$0	\$0	\$0	\$0	\$0	\$0
\$154,851	Overhead	\$154,851	\$154,851	\$0	\$0	\$0	\$0	\$0	\$0	\$0
\$2,171,058	<b>Total</b>	\$2,171,058	\$2,171,058	\$0	\$0	\$0	\$0	\$0	\$0	\$0
<b>More (Less) Than Prior Year Program:</b>		\$0	\$0	\$0	\$0	\$0	\$0	\$0	\$0	\$0



W797600 Independent Well Upgrd

Class: Water

FY2019

Council Approved

**Project Status**

1. Current Status Of This Project: Active
2. Action Taken In Current Fiscal Year: Negotiating with A/E to conduct ASR study.
3. Action Required To Complete This Project: Evaluate Potential of Aquifer Storage Recovery at Quarterfield and/or Crain Highway Independent Well Sites.

**Change from Prior Year**

1. Change In Name Or Description: None
2. Change In Total Project Cost: None
3. Change In Scope: None
4. Change In Timing: None

**Estimated Operating Budget Impact:** Less than \$100,000 per year

**Initial Total Project Cost Estimate**

FY 2000      \$3,193,000

**Financial Activity**

Expended	Encumbered	Total	
April 1, 2017	\$53,067	\$0	\$53,067
April 1, 2018	\$53,067	\$0	\$53,067

Prior Year Project Total	Funding	Project Total	Prior Approval	Budget FY2019	Capital Program (\$000)					Beyond 6 Years	
					FY2020	FY2021	FY2022	FY2023	FY2024		
\$1,741,058	Water Bonds	\$1,741,058	\$1,741,058	\$0	\$0	\$0	\$0	\$0	\$0	\$0	\$0
\$430,000	Developer Contribution	\$430,000	\$430,000	\$0	\$0	\$0	\$0	\$0	\$0	\$0	\$0
\$2,171,058	<b>Total</b>	\$2,171,058	\$2,171,058	\$0	\$0	\$0	\$0	\$0	\$0	\$0	\$0
<b>More (Less) Than Prior Year Program:</b>		\$0	\$0	\$0	\$0	\$0	\$0	\$0	\$0	\$0	\$0

W799400 Severndale WTP Upgrade PH III

Class: Water

FY2019

Council Approved

**Description**

Replacement of the existing Chemical Feed Systems at the Severndale Water Treatment Plant.

Project description amended in FY07 to include the upgrading of the existing lime system and the construction of caustic and sodium hypochlorite feed systems to replace the existing gaseous chlorine feed system.

Project description amended in FY14 to include Process Control System.

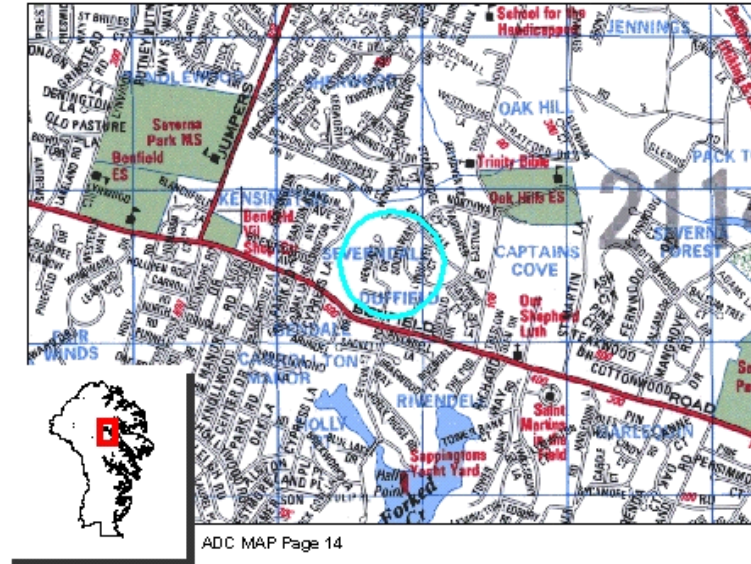
Project description amended in FY16 to include Water Treatment Plant Filter Rehabilitation and Severndale Water Booster Pump Station Process Control System.

**Benefit**

Improved water quality, system reliability and public safety.

**Amendment History**

County Council removed \$85k via AMD #78 to Bill 29-15.



Prior Year Project Total	Phase	Project Total	Prior Approval	Budget FY2019	Capital Program (\$000)					Beyond 6 Years
					FY2020	FY2021	FY2022	FY2023	FY2024	
\$409,842	Plans and Engineering	\$442,842	\$409,842	\$33,000	\$0	\$0	\$0	\$0	\$0	\$0
\$5,000	Land	\$5,000	\$5,000	\$0	\$0	\$0	\$0	\$0	\$0	\$0
\$3,333,356	Construction	\$2,933,356	\$3,333,356	(\$400,000)	\$0	\$0	\$0	\$0	\$0	\$0
\$215,597	Overhead	\$185,597	\$215,597	(\$30,000)	\$0	\$0	\$0	\$0	\$0	\$0
\$3,963,796	<b>Total</b>	\$3,566,796	\$3,963,796	(\$397,000)	\$0	\$0	\$0	\$0	\$0	\$0
<b>More (Less) Than Prior Year Program:</b>		(\$397,000)	\$0	(\$397,000)	\$0	\$0	\$0	\$0	\$0	\$0

W799400 Severndale WTP Upgrade PH III

Class: Water

FY2019

Council Approved

**Project Status**

1. Current Status Of This Project: Active
2. Action Taken In Current FY: Construction and Performance of Process Control.
3. Action Required To Complete Performance of Process Control Upgrade.

**Change from Prior Year**

1. Change In Name Or Description: None
2. Change In Total Project Cost: Decreased based on actual costs
3. Change In Scope: None
4. Change In Timing: None

**Estimated Operating Budget Impact:** Less than \$100,000 per year

**Initial Total Project Cost Estimate**

FY 2003            \$300,000

**Financial Activity**

	Expended	Encumbered	Total
<b>April 1, 2017</b>	\$265,016	\$547,651	\$812,667
<b>April 1, 2018</b>	\$311,771	\$2,195,024	\$2,506,795

Prior Year Project Total	Funding	Project Total	Prior Approval	Budget FY2019	Capital Program (\$000)					Beyond 6 Years
					FY2020	FY2021	FY2022	FY2023	FY2024	
\$3,963,796	Water Bonds	\$3,566,796	\$3,963,796	(\$397,000)	\$0	\$0	\$0	\$0	\$0	\$0
\$3,963,796	<b>Total</b>	\$3,566,796	\$3,963,796	(\$397,000)	\$0	\$0	\$0	\$0	\$0	\$0
<b>More (Less) Than Prior Year Program:</b>		(\$397,000)	\$0	(\$397,000)	\$0	\$0	\$0	\$0	\$0	\$0

**W799600 Elevated Water Storage**

**Class: Water**

**FY2019**

**Council Approved**

**Description**

Construction of Elevated Water Storage Tanks in accordance with the Water Strategic Plan.

Current Program includes new Elevated Tanks in the Broad Creek, Heritage Harbor, Broadneck, Glen Burnie Low, Crofton, and Maryland City zones.

**Location**

**Countywide**

**Benefit**

To meet domestic and fire flow demands.

**Amendment History**

Prior approval has been adjusted to show the closing of jobs on this project. Removed \$17,000,000 via AMD #76 to Bill 23-14. County Council removed \$1,440,000 via AMD #47 to Bill 29-15. County Council removed \$13,861,000 via AMD #77 to Bill 29-15. County Council removed \$160k in FY17 and \$170k in FY18 via AMD #114 to Bill 29-15.

Prior Year Project Total	Phase	Project Total	Prior Approval	Budget FY2019	Capital Program (\$000)					Beyond 6 Years
					FY2020	FY2021	FY2022	FY2023	FY2024	
\$3,524,880	Plans and Engineering	\$2,844,261	\$2,844,261	\$0	\$0	\$0	\$0	\$0	\$0	
\$3,587,000	Land	\$3,078,002	\$3,078,002	\$0	\$0	\$0	\$0	\$0	\$0	
\$58,571,242	Construction	\$50,583,175	\$47,836,175	\$0	\$0	\$2,747	\$0	\$0	\$0	
\$3,504,705	Overhead	\$2,934,908	\$2,796,908	\$0	\$0	\$138	\$0	\$0	\$0	
\$69,187,827	<b>Total</b>	\$59,440,345	\$56,555,345	\$0	\$0	\$2,885	\$0	\$0	\$0	
<b>More (Less) Than Prior Year Program:</b>		(\$9,747,482)	(\$9,747,482)	\$0	\$0	\$0	\$0	\$0	\$0	Multi-Yr

W799600 Elevated Water Storage

Class: Water

FY2019

Council Approved

**Project Status**

1. Current Status Of This Project: Active
2. Action Taken In Current FY: Construction of Heritage Harbor, Cedar Tree, and Bacontown. Performance of Ft Smallwood, Crofton/Waugh Chapel, and Lincoln Heights 2
3. Action Required To Complete This Project: Multi-Year

**Change from Prior Year**

1. Change In Name Or Description: None
2. Change In Total Project Cost: None
3. Change In Scope: None
4. Change In Timing: Multi-Year

**Estimated Operating Budget Impact:** Less than \$100,000 per year

**Initial Total Project Cost Estimate**

FY 2003      \$3,080,000

**Financial Activity**

	Expended	Encumbered	Total
<b>April 1, 2017</b>	\$30,024,947	\$2,997,339	\$33,022,286
<b>April 1, 2018</b>	\$21,870,362	\$1,648,632	\$23,518,994

Prior Year Project Total	Funding	Project Total	Prior Approval	Budget FY2019	Capital Program (\$000)					Beyond 6 Years
					FY2020	FY2021	FY2022	FY2023	FY2024	
\$67,787,827	Water Bonds	\$58,040,345	\$55,155,345	\$0	\$0	\$2,885	\$0	\$0	\$0	
\$1,400,000	Bond Premium	\$1,400,000	\$1,400,000	\$0	\$0	\$0	\$0	\$0	\$0	
\$69,187,827	<b>Total</b>	\$59,440,345	\$56,555,345	\$0	\$0	\$2,885	\$0	\$0	\$0	
<b>More (Less) Than Prior Year Program:</b>		(\$9,747,482)	(\$9,747,482)	\$0	\$0	\$0	\$0	\$0	\$0	Multi-Yr

W800200 Water System Security

Class: Water

FY2019

Council Approved

**Description**

Design and construction of miscellaneous improvements to reduce vulnerability and improve water system security.

Location

Countywide

**Benefit**

Recent threats against home land security has required additional measures to protect vital utility services.

**Amendment History**

Prior approval has been adjusted to show the closing of jobs on this project.

Prior Year Project Total	Phase	Project Total	Prior Approval	Budget FY2019	Capital Program (\$000)					Beyond 6 Years
					FY2020	FY2021	FY2022	FY2023	FY2024	
\$58,290	Plans and Engineering	\$15,334	\$15,334	\$0	\$0	\$0	\$0	\$0	\$0	\$0
\$6,000	Land	\$6,000	\$6,000	\$0	\$0	\$0	\$0	\$0	\$0	\$0
\$5,091,355	Construction	\$5,084,751	\$5,084,751	\$0	\$0	\$0	\$0	\$0	\$0	\$0
\$258,161	Overhead	\$255,740	\$255,740	\$0	\$0	\$0	\$0	\$0	\$0	\$0
\$5,413,806	<b>Total</b>	\$5,361,826	\$5,361,826	\$0	\$0	\$0	\$0	\$0	\$0	\$0
<b>More (Less) Than Prior Year Program:</b>		(\$51,980)	(\$51,980)	\$0	\$0	\$0	\$0	\$0	\$0	\$0

**W800200 Water System Security**

**Class: Water**

**FY2019**

**Council Approved**

**Project Status**

1. Current Status Of This Project: Active
2. Action Taken In Current Fiscal Year: Conduct feasibility/Risk Reduction assessments and cost estimates for the installation of security fencing at WTP and pump stations; Installation of enhanced security lighting at various water treatment facilities; Implementation of Smart Lock Technology for better access control at water treatment facilities.
3. Action Required To Complete This Project: Design, Construction and Performance.

**Change from Prior Year**

1. Change In Name Or Description: None
2. Change In Total Project Cost: None
3. Change In Scope: None
4. Change In Timing: None

**Estimated Operating Budget Impact:** Less than \$100,000 per year

**Initial Total Project Cost Estimate**

FY 2004      \$4,800,000

**Financial Activity**

	<b>Expended</b>	<b>Encumbered</b>	<b>Total</b>
<b>April 1, 2017</b>	\$707,721	\$325,699	\$1,033,421
<b>April 1, 2018</b>	\$783,789	\$112,299	\$896,088

<b>Prior Year Project Total</b>	<b>Funding</b>	<b>Project Total</b>	<b>Prior Approval</b>	<b>Budget FY2019</b>	<b>Capital Program (\$000)</b>					<b>Beyond 6 Years</b>
					<b>FY2020</b>	<b>FY2021</b>	<b>FY2022</b>	<b>FY2023</b>	<b>FY2024</b>	
\$5,413,806	Water Bonds	\$5,361,826	\$5,361,826	\$0	\$0	\$0	\$0	\$0	\$0	\$0
\$5,413,806	<b>Total</b>	\$5,361,826	\$5,361,826	\$0	\$0	\$0	\$0	\$0	\$0	\$0
<b>More (Less) Than Prior Year Program:</b>		(\$51,980)	(\$51,980)	\$0	\$0	\$0	\$0	\$0	\$0	\$0

**W800300 Balto City Water Main Rpr**

**Class: Water**

**FY2019**

**Council Approved**

**Description**

Funds are requested for engineering and construction monies for the repair of the 72 inch transmission main paralleling the Key Bridge. This is one of two water supply feeds from Baltimore City.

Additional funds are also requested for the County's share of the Hillen/Ashburton 64 inch bypass line. County share is 13% per a January 30, 1980 interjurisdictional agreement.

Additional funds requested in FY07 for the County's share of the investigation and repair/replacement of the 54" transmission Main and 36" transmission Mains supplying the Nursery Road Booster Pumping Station.

Portions of this project will be under taken as a joint venture with Baltimore City and Baltimore County. Note: Costs represent projected Anne Arundel County share only.

**Location**

**Countywide**

**Benefit**

The transmission main is a major water supply source supplying up to 9 MGD. Lack of water supply has resulted in water use restrictions this past year in the northern part of the County.

**Amendment History**

County Council added \$5,374,000 in FY07 Utility Bonds via amendment #60 to Bill 35-06. CC removed \$1,262k via AMD #37 to Bill 37-18.

Prior Year Project Total	Phase	Project Total	Prior Approval	Budget FY2019	Capital Program (\$000)					Beyond 6 Years
					FY2020	FY2021	FY2022	FY2023	FY2024	
\$932,654	Plans and Engineering	\$932,654	\$932,654	\$0	\$0	\$0	\$0	\$0	\$0	
\$96,000	Land	\$96,000	\$96,000	\$0	\$0	\$0	\$0	\$0	\$0	
\$6,193,070	Construction	\$4,993,070	\$6,193,070	(\$1,200,000)	\$0	\$0	\$0	\$0	\$0	
\$282,601	Overhead	\$220,601	\$282,601	(\$62,000)	\$0	\$0	\$0	\$0	\$0	
(\$3,226,800)	Other	(\$3,226,800)	(\$3,226,800)	\$0	\$0	\$0	\$0	\$0	\$0	
\$4,277,526	<b>Total</b>	\$3,015,526	\$4,277,526	(\$1,262,000)	\$0	\$0	\$0	\$0	\$0	
<b>More (Less) Than Prior Year Program:</b>		(\$1,262,000)	\$0	(\$1,262,000)	\$0	\$0	\$0	\$0	\$0	Multi-Yr



W800300 Balto City Water Main Rpr

Class: Water

FY2019

Council Approved

**Project Status**

1. Current Status Of This Project: Active
2. Action Taken In Current Fiscal Year: Negotiate Portional Share of Dundalk 72 Inch Main Repair
3. Action Required To Complete This Project: Resolve Final Inter-Jursdictional Cost Sharing Responsibilities

**Change from Prior Year**

1. Change In Narme Or Description: None
2. Change In Total Project Cost: None
3. Change In Scope: None
4. Change In Timing: None

Estimated Operating Budget Impact: None

**Initial Total Project Cost Estimate**

FY 2004      \$2,520,000

**Financial Activity**

Expended	Encumbered	Total
April 1, 2017	\$0	\$15,200
April 1, 2018	\$0	\$15,200

Prior Year Project Total	Funding	Project Total	Prior Approval	Budget FY2019	Capital Program (\$000)					Beyond 6 Years
					FY2020	FY2021	FY2022	FY2023	FY2024	
\$4,277,526	Water Bonds	\$3,015,526	\$4,277,526	(\$1,262,000)	\$0	\$0	\$0	\$0	\$0	
\$4,277,526	<b>Total</b>	\$3,015,526	\$4,277,526	(\$1,262,000)	\$0	\$0	\$0	\$0	\$0	
<b>More (Less) Than Prior Year Program:</b>		(\$1,262,000)	\$0	(\$1,262,000)	\$0	\$0	\$0	\$0	\$0	Multi-Yr

W801200 12" St Marg/Old Mill Bttm

Class: Water

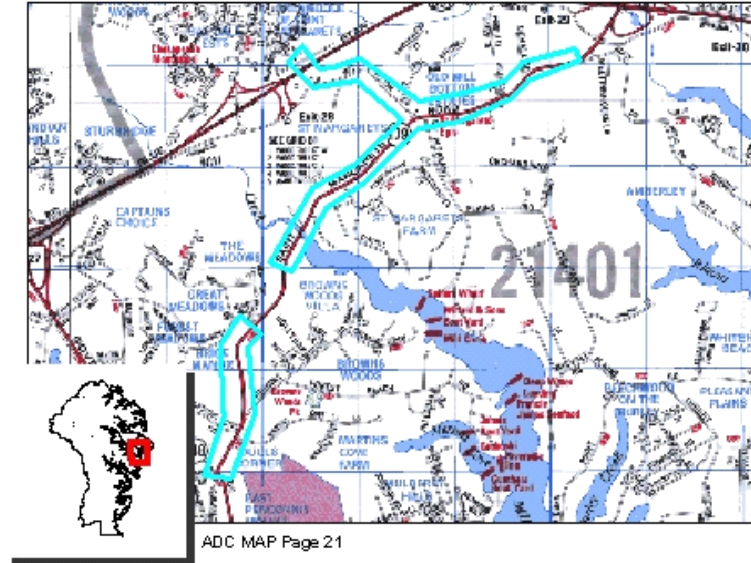
FY2019 Council Approved

**Description**

This project is for design, right of way acquisition and construction of approximately 7,000 linear feet of 12-inch watermain within the 220 Broadneck Service Area. The main will extend along St. Margarets Road from the Amberly WTP to the existing distribution system located on the north side of MD Rte 50 at Old Mill Bottom Road. The project will improve the pressure within the existing distribution system.

**Benefit**

Project will complete loops between the existing 12-inch main on Old Mill Bottom Road North and the proposed 12-inch main in St. Margarets Road,



**Amendment History**

Prior Year Project Total	Phase	Project Total	Prior Approval	Budget FY2019	Capital Program (\$000)					Beyond 6 Years
					FY2020	FY2021	FY2022	FY2023	FY2024	
\$324,000	Plans and Engineering	\$324,000	\$324,000	\$0	\$0	\$0	\$0	\$0	\$0	\$0
\$104,000	Land	\$104,000	\$104,000	\$0	\$0	\$0	\$0	\$0	\$0	\$0
\$6,209,000	Construction	\$6,209,000	\$6,209,000	\$0	\$0	\$0	\$0	\$0	\$0	\$0
\$332,000	Overhead	\$332,000	\$332,000	\$0	\$0	\$0	\$0	\$0	\$0	\$0
\$6,969,000	<b>Total</b>	\$6,969,000	\$6,969,000	\$0	\$0	\$0	\$0	\$0	\$0	\$0
<b>More (Less) Than Prior Year Program:</b>		\$0	\$0	\$0	\$0	\$0	\$0	\$0	\$0	\$0

W801200 12" St Marg/Old Mill Bttm

Class: Water

FY2019

Council Approved

**Project Status**

1. Current Status Of This Project: Active
2. Action Taken In Current Fiscal Year: Construction
3. Action Required To Complete This Project: Construction and Performance.

**Change from Prior Year**

1. Change In Name Or Description: None
2. Change In Total Project Cost: None
3. Change In Scope: None
4. Change In Timing: None

**Estimated Operating Budget Impact:** Less than \$100,000 per year

**Initial Total Project Cost Estimate**

FY 2010 \$4,051,000

**Financial Activity**

	Expended	Encumbered	Total
<b>April 1, 2017</b>	\$294,680	\$2,665,477	\$2,960,156
<b>April 1, 2018</b>	\$327,567	\$2,651,341	\$2,978,908

Prior Year Project Total	Funding	Project Total	Prior Approval	Budget FY2019	Capital Program (\$000)					Beyond 6 Years
					FY2020	FY2021	FY2022	FY2023	FY2024	
\$6,969,000	Water Bonds	\$6,969,000	\$6,969,000	\$0	\$0	\$0	\$0	\$0	\$0	\$0
\$6,969,000	<b>Total</b>	\$6,969,000	\$6,969,000	\$0	\$0	\$0	\$0	\$0	\$0	\$0
<b>More (Less) Than Prior Year Program:</b>		\$0	\$0	\$0	\$0	\$0	\$0	\$0	\$0	\$0

W801300 16" Reidel to Rte 3

Class: Water

FY2019 Council Approved

**Description**

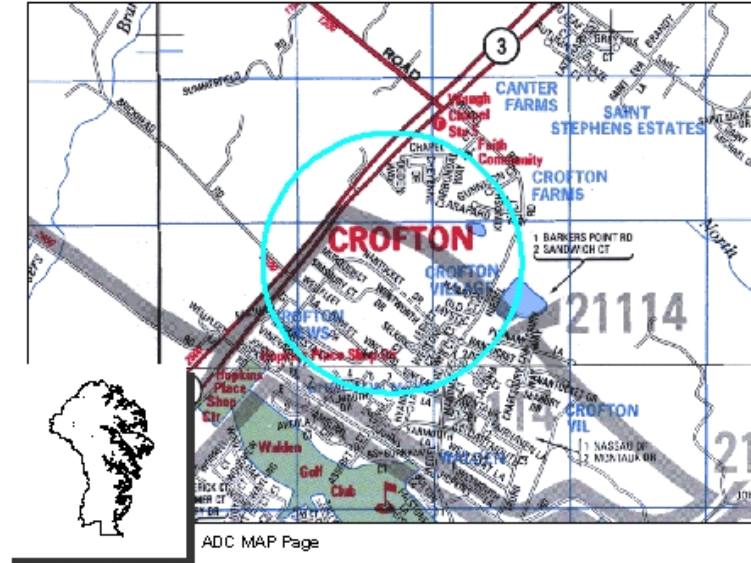
This project is for the design, right of way acquisition and construction of approximately 3,300 linear feet of 16-inch watermain within the 290 Crofton Service Area. The main will connect the existing 16-inch main in Riedel Road to the existing 16-inch main in MD Route 3. The project will increase water supply to the service area in conjunction with the Crofton Zone EWT.

**Benefit**

Project will function as a supply line to the proposed Crofton Zone EWT. Collectively these projects will provide sufficient water for the adjacent service area.

**Amendment History**

County Council removed \$543k in pay-go via AMD #150 and replaced it with bond premium via AMD #135 to Bill 29-15. CC switched \$559,000 of Bonds for PayGo via AMD #52 and #53 to Bill 31-16.



Prior Year Project Total	Phase	Project Total	Prior Approval	Budget FY2019	Capital Program (\$000)					Beyond 6 Years
					FY2020	FY2021	FY2022	FY2023	FY2024	
\$321,000	Plans and Engineering	\$382,000	\$321,000	\$61,000	\$0	\$0	\$0	\$0	\$0	\$0
\$1,000	Land	\$0	\$1,000	(\$1,000)	\$0	\$0	\$0	\$0	\$0	\$0
\$2,853,100	Construction	\$2,705,100	\$2,853,100	(\$148,000)	\$0	\$0	\$0	\$0	\$0	\$0
\$191,000	Overhead	\$154,000	\$191,000	(\$37,000)	\$0	\$0	\$0	\$0	\$0	\$0
\$3,366,100	<b>Total</b>	\$3,241,100	\$3,366,100	(\$125,000)	\$0	\$0	\$0	\$0	\$0	\$0
<b>More (Less) Than Prior Year Program:</b>		(\$125,000)	\$0	(\$125,000)	\$0	\$0	\$0	\$0	\$0	\$0

W801300 16" Reidel to Rte 3

Class: Water

FY2019 Council Approved

**Project Status**

1. Current Status Of This Project: Complete
2. Action Taken In Current Fiscal Year: Complete
3. Action Required To Complete This Project: Complete

**Change from Prior Year**

1. Change In Name Or Description: None
2. Change In Total Project Cost: Decreased based on Actual Costs
4. Change In Timing: None

**Estimated Operating Budget Impact:** Less than \$100,000 per year

**Initial Total Project Cost Estimate**

FY 2010 \$1,430,100

**Financial Activity**

	Expended	Encumbered	Total
<b>April 1, 2017</b>	\$2,589,539	\$337,890	\$2,927,429
<b>April 1, 2018</b>	\$2,651,574	\$290,869	\$2,942,443

Prior Year Project Total	Funding	Project Total	Prior Approval	Budget FY2019	Capital Program (\$000)					Beyond 6 Years
					FY2020	FY2021	FY2022	FY2023	FY2024	
\$3,223,100	Water Bonds	\$3,098,100	\$3,223,100	(\$125,000)	\$0	\$0	\$0	\$0	\$0	\$0
\$0	Water PayGo	\$0	\$0	\$0	\$0	\$0	\$0	\$0	\$0	\$0
\$143,000	Bond Premium	\$143,000	\$143,000	\$0	\$0	\$0	\$0	\$0	\$0	\$0
\$3,366,100	<b>Total</b>	\$3,241,100	\$3,366,100	(\$125,000)	\$0	\$0	\$0	\$0	\$0	\$0
<b>More (Less) Than Prior Year Program:</b>		(\$125,000)	\$0	(\$125,000)	\$0	\$0	\$0	\$0	\$0	\$0

W801400 Crofton Meadows II Exp Ph 2

Class: Water

FY2019

Council Approved

**Description**

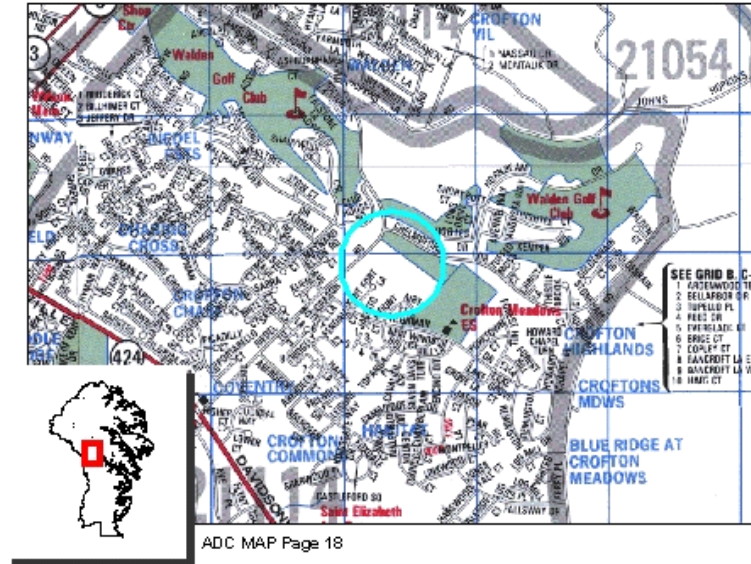
This project will provide funding to increase the capacity of the Crofton Meadows II WTP from 15 to 20 MGD by adding additional sedimentation basins, filters and raw water wells. Well field will be increased from 15 to 21.5 MGD.

Project will include new raw water isolation valves to allow more operational control of the existing raw water mains to the plant.

**Benefit**

Project will provide increased treatment plant capacity thus increasing water system reliability and reducing reliance on Baltimore City's water supply.

**Amendment History**



Prior Year Project Total	Phase	Project Total	Prior Approval	Budget FY2019	Capital Program (\$000)					Beyond 6 Years
					FY2020	FY2021	FY2022	FY2023	FY2024	
\$4,598,000	Plans and Engineering	\$4,598,000	\$4,598,000	\$0	\$0	\$0	\$0	\$0	\$0	\$0
\$382,000	Land	\$382,000	\$382,000	\$0	\$0	\$0	\$0	\$0	\$0	\$0
\$28,390,000	Construction	\$31,322,000	\$1,361,000	\$10,300,000	\$10,300	\$9,361	\$0	\$0	\$0	\$0
\$1,707,000	Overhead	\$1,854,000	\$356,000	\$515,000	\$515	\$468	\$0	\$0	\$0	\$0
\$35,077,000	<b>Total</b>	\$38,156,000	\$6,697,000	\$10,815,000	\$10,815	\$9,829	\$0	\$0	\$0	\$0
<b>More (Less) Than Prior Year Program:</b>		\$3,079,000	\$0	\$2,270,000	\$2,270	(\$1,461)	\$0	\$0	\$0	\$0

W801400 Crofton Meadows II Exp Ph 2

Class: Water

FY2019

Council Approved

**Project Status**

1. Current Status Of This Project: Active
2. Action Taken In Current Fiscal Year: Design Procurement for Plant Upgrade
3. Action Required To Complete This Project: Design, Right Of Way Acquisition, Construction and Performance.

**Change from Prior Year**

1. Change In Name Or Description: None
2. Change In Total Project Cost: Increase based on current estimates
3. Change In Scope: Added isolation valves to the raw water mains on site
4. Change In Timing: None

**Estimated Operating Budget Impact:** Less than \$100,000 per year

**Initial Total Project Cost Estimate**

FY 2010      \$37,942,000

**Financial Activity**

	Expended	Encumbered	Total
<b>April 1, 2017</b>	\$41,072	\$43,690	\$84,762
<b>April 1, 2018</b>	\$105,317	\$0	\$105,317

Prior Year Project Total	Funding	Project Total	Prior Approval	Budget FY2019	Capital Program (\$000)					Beyond 6 Years
					FY2020	FY2021	FY2022	FY2023	FY2024	
\$35,077,000	Water Bonds	\$38,156,000	\$6,697,000	\$10,815,000	\$10,815	\$9,829	\$0	\$0	\$0	\$0
\$35,077,000	<b>Total</b>	\$38,156,000	\$6,697,000	\$10,815,000	\$10,815	\$9,829	\$0	\$0	\$0	\$0
<b>More (Less) Than Prior Year Program:</b>		\$3,079,000	\$0	\$2,270,000	\$2,270	(\$1,461)	\$0	\$0	\$0	\$0

W801600 TM-MD Rte 32 @ Meade

Class: Water

FY2019 Council Approved

**Description**

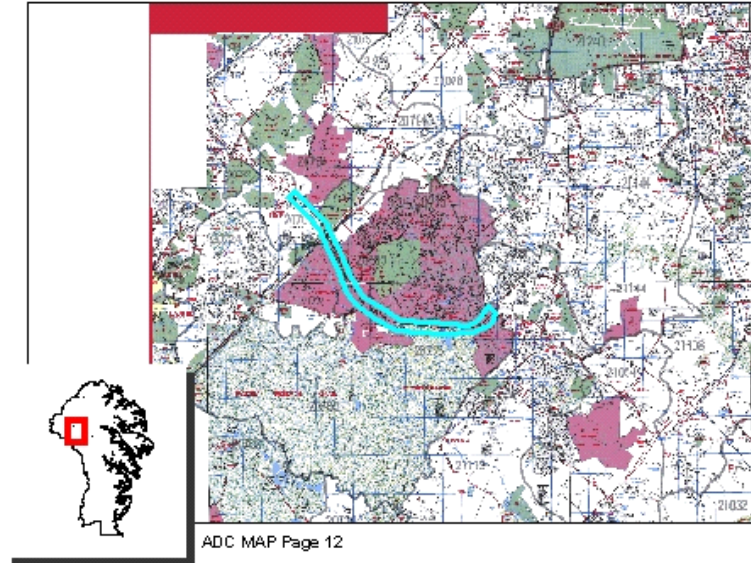
This project provides for the design, right of way acquisition, and construction of approximately 28,000 linear feet of 24-inch water transmission main. Phase I includes approximately 16,200 linear feet of pipeline and extends from the intersection of Brockbridge Road and Guilford Road, along Guilford Road and MD Rte 32 to the intersection of Mapes Road and MD Rte 32. Phase II includes approximately 11,800 linear feet of 24-inch main and extends from Mapes Road, continues along MD Route 32 to the proposed 36-inch transmission main being constructed under Project W-7784.

**Benefit**

Project will improve reliability by providing a looped transmission main. Project will allow flow from the 400 Zone to the 330 Zone and will ultimately be a water source for a future booster pumping station pumping from the 330 Zone and discharging to the 369 Zone and 400 Zone. Project will assist in reducing reliance on the Baltimore City water system.

**Amendment History**

County Council removed \$55k via AMD #115 to Bill 29-15.



Prior Year Project Total	Phase	Project Total	Prior Approval	Budget FY2019	Capital Program (\$000)					Beyond 6 Years
					FY2020	FY2021	FY2022	FY2023	FY2024	
\$2,287,000	Plans and Engineering	\$2,287,000	\$2,287,000	\$0	\$0	\$0	\$0	\$0	\$0	\$0
\$310,000	Land	\$310,000	\$310,000	\$0	\$0	\$0	\$0	\$0	\$0	\$0
\$28,941,000	Construction	\$32,514,000	\$6,606,000	\$8,636,000	\$8,636	\$8,636	\$0	\$0	\$0	\$0
\$1,579,800	Overhead	\$1,756,800	\$460,800	\$432,000	\$432	\$432	\$0	\$0	\$0	\$0
\$33,117,800	<b>Total</b>	\$36,867,800	\$9,663,800	\$9,068,000	\$9,068	\$9,068	\$0	\$0	\$0	\$0
<b>More (Less) Than Prior Year Program:</b>		\$3,750,000	\$0	\$1,250,000	\$1,250	\$1,250	\$0	\$0	\$0	\$0



W801600 TM-MD Rte 32 @ Meade

Class: Water

FY2019 Council Approved

**Project Status**

1. Current Status Of This Project: Active
2. Action Taken In Current Fiscal Year: Design
3. Action Required To Complete This Project: Complete Design, Right Of Way Acquisition, Construction and Performance

**Change from Prior Year**

1. Change In Name Or Description: None
2. Change In Total Project Cost: Increased based on Current Estimate
3. Change In Scope: None
4. Change In Timing: None

Estimated Operating Budget Impact: Less than \$100,000 per year

**Initial Total Project Cost Estimate**

FY 2010 \$14,166,800

**Financial Activity**

	Expended	Encumbered	Total
April 1, 2017	\$513,581	\$384,982	\$898,564
April 1, 2018	\$715,580	\$191,792	\$907,372

Prior Year Project Total	Funding	Project Total	Prior Approval	Budget FY2019	Capital Program (\$000)					Beyond 6 Years
					FY2020	FY2021	FY2022	FY2023	FY2024	
\$33,117,800	Water Bonds	\$36,867,800	\$9,663,800	\$9,068,000	\$9,068	\$9,068	\$0	\$0	\$0	\$0
\$33,117,800	<b>Total</b>	\$36,867,800	\$9,663,800	\$9,068,000	\$9,068	\$9,068	\$0	\$0	\$0	\$0
<b>More (Less) Than Prior Year Program:</b>		\$3,750,000	\$0	\$1,250,000	\$1,250	\$1,250	\$0	\$0	\$0	\$0

W801700 Glen Burnie High Zone

Class: Water

FY2019 Council Approved

**Description**

This project provides for the design, right of way acquisition and construction of various watermain improvements within the 295 Glen Burnie High Pressure Zone. These mains will transmit flow, meet fire flow demands and reduce friction loss within the existing distribution system. Project includes the following improvements:

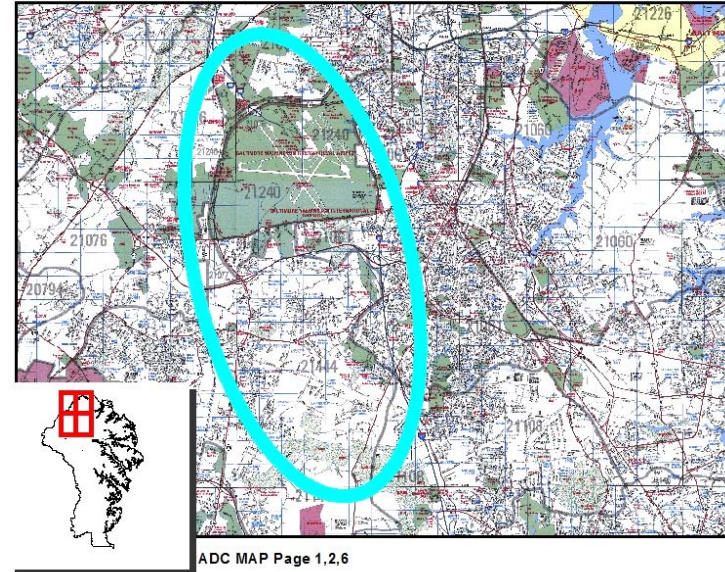
- \* 1,750 linear feet of 12-inch watermain at Quarterfield Road from Sandy Hill Road to the existing main in Quaterfield Road.
- \* 3,170 linear feet of 12-inch watermain along Hammonds Ferry Road from Oregon Ave to Hammonds Business Park.
- \* 2,800 linear feet of 8-inch watermain along Oregon Ave to Raynor Ave.
- \* 2,700 linear feet of 12-inch watermain along Nursery Road.
- \* 1,860 linear feet of 8-inch watermain along Evelyn Ave.

**Benefit**

Project will complete various looping thus reducing friction losses and increasing flows to meet fire demands.

**Amendment History**

County Council removed \$56k via AMD #79 to Bill 29-15. CC removed \$70k via AMD #75 to Bill 37-18.



Prior Year Project Total	Phase	Project Total	Prior Approval	Budget FY2019	Capital Program (\$000)					Beyond 6 Years
					FY2020	FY2021	FY2022	FY2023	FY2024	
\$828,000	Plans and Engineering	\$825,949	\$825,949	\$0	\$0	\$0	\$0	\$0	\$0	\$0
\$33,000	Land	\$33,000	\$33,000	\$0	\$0	\$0	\$0	\$0	\$0	\$0
\$4,668,500	Construction	\$4,638,500	\$4,668,500	(\$30,000)	\$0	\$0	\$0	\$0	\$0	\$0
\$317,500	Overhead	\$277,393	\$317,393	(\$40,000)	\$0	\$0	\$0	\$0	\$0	\$0
\$5,847,000	<b>Total</b>	\$5,774,842	\$5,844,842	(\$70,000)	\$0	\$0	\$0	\$0	\$0	\$0
<b>More (Less) Than Prior Year Program:</b>		(\$72,158)	(\$2,158)	(\$70,000)	\$0	\$0	\$0	\$0	\$0	\$0

W801700 Glen Burnie High Zone

Class: Water

FY2019

Council Approved

**Project Status**

1. Current Status Of This Project: Active
2. Action Taken In Current Fiscal Year: Construction
3. Action Required To Complete This Project: Construction and Performance.

**Change from Prior Year**

1. Change In Name Or Description: None
2. Change In Total Project Cost: None
3. Change In Scope: None
4. Change In Timing: None

**Estimated Operating Budget Impact:** Less than \$100,000 per year

**Initial Total Project Cost Estimate**

FY 2010 \$5,403,000

**Financial Activity**

	Expended	Encumbered	Total
<b>April 1, 2017</b>	\$1,459,354	\$920,142	\$2,379,496
<b>April 1, 2018</b>	\$2,011,978	\$464,361	\$2,476,339

Prior Year Project Total	Funding	Project Total	Prior Approval	Budget FY2019	Capital Program (\$000)					Beyond 6 Years
					FY2020	FY2021	FY2022	FY2023	FY2024	
\$5,847,000	Water Bonds	\$5,774,842	\$5,844,842	(\$70,000)	\$0	\$0	\$0	\$0	\$0	\$0
\$5,847,000	<b>Total</b>	\$5,774,842	\$5,844,842	(\$70,000)	\$0	\$0	\$0	\$0	\$0	\$0
<b>More (Less) Than Prior Year Program:</b>		(\$72,158)	(\$2,158)	(\$70,000)	\$0	\$0	\$0	\$0	\$0	\$0

W801800 Arnold WTP Exp

Class: Water

FY2019

Council Approved

**Description**

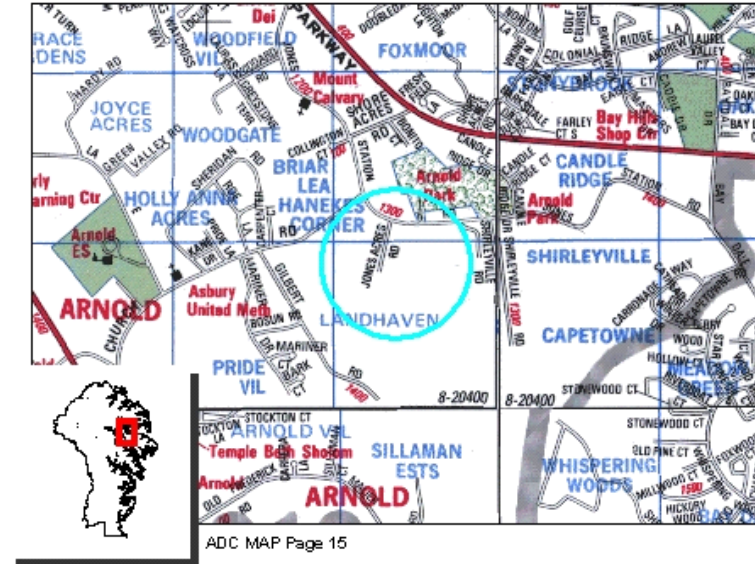
This project provides funding for the design, right of way acquisition and construction of an expansion for the Arnold WTP. Project includes the expansion of both, the water treatment facility and well fields from 8 to 16 MGD. The project will also increase the pumping capacity of the booster pumps by 4.6 MGD and upgrade of the existing plant control system.

The construction of this project is funded over two years.

**Benefit**

Project will provide increased treatment capacity thus increasing water system reliability and reducing reliance on Baltimore City's water supply.

**Amendment History**



Prior Year Project Total	Phase	Project Total	Prior Approval	Budget FY2019	Capital Program (\$000)					Beyond 6 Years
					FY2020	FY2021	FY2022	FY2023	FY2024	
\$678,827	Plans and Engineering	\$678,827	\$678,827	\$0	\$0	\$0	\$0	\$0	\$0	\$0
\$68,376	Land	\$68,376	\$68,376	\$0	\$0	\$0	\$0	\$0	\$0	\$0
\$3,916,567	Construction	\$6,225,567	\$3,916,567	\$2,309,000	\$0	\$0	\$0	\$0	\$0	\$0
\$72,248	Overhead	\$194,248	\$72,248	\$122,000	\$0	\$0	\$0	\$0	\$0	\$0
\$4,736,017	<b>Total</b>	\$7,167,017	\$4,736,017	\$2,431,000	\$0	\$0	\$0	\$0	\$0	\$0
<b>More (Less) Than Prior Year Program:</b>		\$2,431,000	\$0	\$2,431,000	\$0	\$0	\$0	\$0	\$0	\$0

W801800 Arnold WTP Exp

Class: Water

FY2019

Council Approved

**Project Status**

1. Current Status Of This Project: Active
2. Action Taken In Current Fiscal Year: Initiated Design of Arnold Production Well #11 and Well #11 Transmission Main.
3. Action Required To Complete This Project: Construction and Performance of Production Well #11 and Well #11 Transmission Main.

**Change from Prior Year**

1. Change In Name Or Description: None
2. Change In Total Project Cost: Increased based on current estimate
3. Change In Scope: None
4. Change In Timing: None

**Estimated Operating Budget Impact:** Less than \$100,000 per year

**Initial Total Project Cost Estimate**

FY 2010      \$32,457,000

**Financial Activity**

	Expended	Encumbered	Total
<b>April 1, 2017</b>	\$102,510	\$3	\$102,513
<b>April 1, 2018</b>	\$106,483	\$0	\$106,483

Prior Year Project Total	Funding	Project Total	Prior Approval	Budget FY2019	Capital Program (\$000)					Beyond 6 Years
					FY2020	FY2021	FY2022	FY2023	FY2024	
\$4,736,017	Water Bonds	\$7,167,017	\$4,736,017	\$2,431,000	\$0	\$0	\$0	\$0	\$0	\$0
\$4,736,017	<b>Total</b>	\$7,167,017	\$4,736,017	\$2,431,000	\$0	\$0	\$0	\$0	\$0	\$0
<b>More (Less) Than Prior Year Program:</b>		\$2,431,000	\$0	\$2,431,000	\$0	\$0	\$0	\$0	\$0	\$0

W803300 WTR Infrastr Up/Retro

Class: Water

FY2019

Council Approved

**Description**

Funds are requested for design and construction to upgrade various water system infrastructure, including structures and equipment to meet current control and operational standards.

Location

Countywide

**Benefit**

This project will better ensure the proper operation and maintenance of water infrastructure facilities to allow upgrades, rehabilitation or replacement of various components to improve reliability and performance.

**Amendment History**

Prior approval has been adjusted to show the closing of jobs on this project. CC removed \$800k via AMD #39 to Bill 36-17.

Prior Year Project Total	Phase	Project Total	Prior Approval	Budget FY2019	Capital Program (\$000)					Beyond 6 Years
					FY2020	FY2021	FY2022	FY2023	FY2024	
\$1,401,580	Plans and Engineering	\$1,103,082	\$803,082	\$50,000	\$50	\$50	\$50	\$50	\$50	
\$4,065,368	Construction	\$4,185,041	\$1,629,041	\$426,000	\$426	\$426	\$426	\$426	\$426	
\$385,404	Overhead	\$378,226	\$234,226	\$24,000	\$24	\$24	\$24	\$24	\$24	
(\$11,262)	Other	(\$11,262)	(\$11,262)	\$0	\$0	\$0	\$0	\$0	\$0	
\$5,841,090	<b>Total</b>	\$5,655,088	\$2,655,088	\$500,000	\$500	\$500	\$500	\$500	\$500	
<b>More (Less) Than Prior Year Program:</b>		(\$186,002)	(\$686,002)	\$0	\$0	\$0	\$0	\$0	\$500	Multi-Yr

W803300 WTR Infrastr Up/Retro

Class: Water

FY2019

Council Approved

**Project Status**

1. Current Status Of This Project: Active
2. Action Taken In Current FY: Severndale WTP Roof and Arnold BPS Roof in Performance, Old Mill WBS Roof and Arnold Chem Bldg Roof, and Broad Creek Well #1 Power Upgrade are in construction. Nursery Rd BPS Suction in Design.
3. Action Required To Complete This Project: Multi-Year

**Change from Prior Year**

1. Change in Name or Description: None
2. Change in Total Project Cost: Added FY24 Funding.
3. Change in Scope: None
4. Change in Timing: Multi-Year

Estimated Operating Budget Impact: Indeterminate

**Initial Total Project Cost Estimate**

FY 2010 \$4,500,000

**Financial Activity**

	Expended	Encumbered	Total
April 1, 2017	\$1,355,931	\$336,851	\$1,692,782
April 1, 2018	\$923,824	\$689,782	\$1,613,606

Prior Year Project Total	Funding	Project Total	Prior Approval	Budget FY2019	Capital Program (\$000)					Beyond 6 Years
					FY2020	FY2021	FY2022	FY2023	FY2024	
\$4,341,090	Water Bonds	\$4,830,088	\$1,830,088	\$500,000	\$500	\$500	\$500	\$500	\$500	
\$800,000	Water PayGo	\$125,000	\$125,000	\$0	\$0	\$0	\$0	\$0	\$0	
\$700,000	Bond Premium	\$700,000	\$700,000	\$0	\$0	\$0	\$0	\$0	\$0	
\$5,841,090	<b>Total</b>	\$5,655,088	\$2,655,088	\$500,000	\$500	\$500	\$500	\$500	\$500	
<b>More (Less) Than Prior Year Program:</b>		(\$186,002)	(\$686,002)	\$0	\$0	\$0	\$0	\$0	\$500	Multi-Yr

W803400 Water Proj Mgmt

Class: Water

FY2019

Council Approved

**Description**

Funds are requested to provide contract services for project management of water class projects during design, right of way acquisition, construction and performance. Funding for this project will be reimbursed by the individual capital projects to be managed.

Location

Countywide

**Benefit**

Improved efficiency during execution of the capital improvement program.

**Amendment History**

Prior Year Project Total	Phase	Project Total	Prior Approval	Budget FY2019	Capital Program (\$000)					Beyond 6 Years
					FY2020	FY2021	FY2022	FY2023	FY2024	
\$2,000,000	Other	\$2,000,000	\$2,000,000	\$0	\$0	\$0	\$0	\$0	\$0	
\$2,000,000	<b>Total</b>	\$2,000,000	\$2,000,000	\$0	\$0	\$0	\$0	\$0	\$0	
<b>More (Less) Than Prior Year Program:</b>		\$0	\$0	\$0	\$0	\$0	\$0	\$0	\$0	Multi-Yr



W803400 Water Proj Mgmt

Class: Water

FY2019

Council Approved

**Project Status**

1. Current Status Of This Project: Active
2. Action Taken In Current FY: Multi-Year
3. Action Required To Complete This Project: Multi-Year

**Change from Prior Year**

1. Change in Name or Description: None
2. Change in Total Project Cost: None
3. Change in Scope: None
4. Change in Timing: None

Estimated Operating Budget Impact: Indeterminate

**Initial Total Project Cost Estimate**

FY 2010      \$1,000,000

**Financial Activity**

	Expended	Encumbered	Total
<b>April 1, 2017</b>	\$96,604	\$474,579	\$571,183
<b>April 1, 2018</b>	\$184,132	\$678,277	\$862,409

Prior Year Project Total	Funding	Project Total	Prior Approval	Budget FY2019	Capital Program (\$000)					Beyond 6 Years
					FY2020	FY2021	FY2022	FY2023	FY2024	
\$2,000,000	Project Reimbursement	\$2,000,000	\$2,000,000	\$0	\$0	\$0	\$0	\$0	\$0	
\$2,000,000	<b>Total</b>	\$2,000,000	\$2,000,000	\$0	\$0	\$0	\$0	\$0	\$0	
<b>More (Less) Than Prior Year Program:</b>		\$0	\$0	\$0	\$0	\$0	\$0	\$0	\$0	Multi-Yr

W803500 Hospital Drive WTR Ext

Class: Water

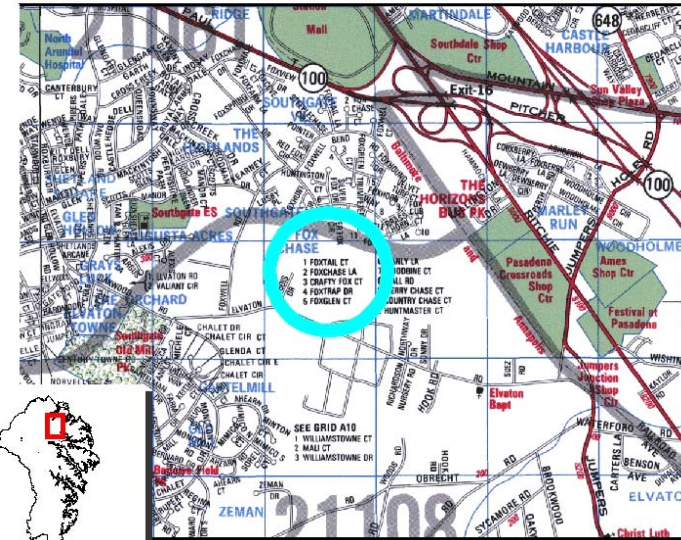
FY2019

Council Approved

**Description**

Funds are requested for the design and construction of approximately 1,800 linear feet of 12-inch watermain extension from the existing main at the end of Hospital Drive to Elvaton Road.

This project is being programmed in conjunction with highway project H387900, Hospital Drive Extension.



ADC MAP Page 8

**Benefit**

Coordination with highway project to prevent patching of new infrastructure.

**Amendment History**

Prior Year Project Total	Phase	Project Total	Prior Approval	Budget FY2019	Capital Program (\$000)					Beyond 6 Years
					FY2020	FY2021	FY2022	FY2023	FY2024	
\$78,000	Plans and Engineering	\$87,000	\$78,000	\$9,000	\$0	\$0	\$0	\$0	\$0	\$0
\$5,000	Land	\$0	\$5,000	(\$5,000)	\$0	\$0	\$0	\$0	\$0	\$0
\$1,027,000	Construction	\$0	\$1,027,000	(\$1,027,000)	\$0	\$0	\$0	\$0	\$0	\$0
\$66,000	Overhead	\$4,000	\$66,000	(\$62,000)	\$0	\$0	\$0	\$0	\$0	\$0
\$1,176,000	<b>Total</b>	\$91,000	\$1,176,000	(\$1,085,000)	\$0	\$0	\$0	\$0	\$0	\$0
<b>More (Less) Than Prior Year Program:</b>		(\$1,085,000)	\$0	(\$1,085,000)	\$0	\$0	\$0	\$0	\$0	\$0

W803500 Hospital Drive WTR Ext

Class: Water

FY2019 Council Approved

**Project Status**

1. Current Status Of This Project: Inactive
2. Action Taken In Current FY: Design
3. Action Required To Complete This Project: Remove unencumbered appropriation and close project.

**Change from Prior Year**

1. Change in Name or Description: None
2. Change In Total Project Cost: Removed unencumbered appropriation balance.
3. Change In Scope: Inactive; remove unencumbered appropriation and close project.
4. Change in Timing: None

Estimated Operating Budget Impact: Indeterminate

**Initial Total Project Cost Estimate**

FY 2010 \$830,000

**Financial Activity**

	Expended	Encumbered	Total
April 1, 2017	\$51,162	\$160,311	\$211,473
April 1, 2018	\$63,939	\$17,420	\$81,360

Prior Year Project Total	Funding	Project Total	Prior Approval	Budget FY2019	Capital Program (\$000)					Beyond 6 Years
					FY2020	FY2021	FY2022	FY2023	FY2024	
\$1,176,000	Water Bonds	\$91,000	\$1,176,000	(\$1,085,000)	\$0	\$0	\$0	\$0	\$0	\$0
\$1,176,000	<b>Total</b>	\$91,000	\$1,176,000	(\$1,085,000)	\$0	\$0	\$0	\$0	\$0	\$0
<b>More (Less) Than Prior Year Program:</b>		(\$1,085,000)	\$0	(\$1,085,000)	\$0	\$0	\$0	\$0	\$0	\$0

W803600 East/West TM - North

Class: Water

FY2019 Council Approved

**Description**

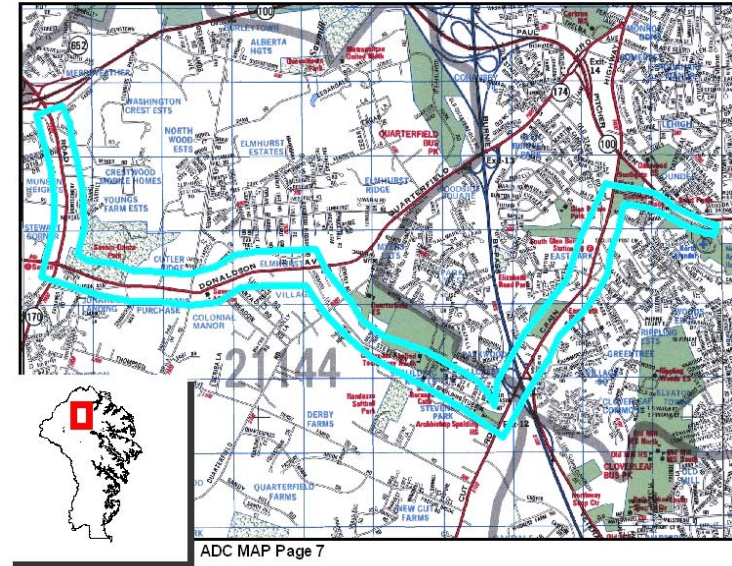
Funds are requested for the design, right of way acquisition and construction of a water transmission main that will transfer water in an easterly-western direction in the northern part of Anne Arundel County. Generally, the transmission network will provide improved distribution system conveyance between the Glen Burnie High and Glen Burnie Low Service Areas, while providing a source of supply for pumpage to higher pressure zones in the western part of the County.

**Benefit**

The project will improve the County's distribution system, allowing conveyance of water between service zones during periods of peak demands. The project when completed will also improve reliability and redundancy.

**Amendment History**

County Council removed \$385k via AMD #49 to Bill 29-15. County Council removed \$310k via AMD #116 to Bill 29-15.



Prior Year Project Total	Phase	Project Total	Prior Approval	Budget FY2019	Capital Program (\$000)					Beyond 6 Years
					FY2020	FY2021	FY2022	FY2023	FY2024	
\$5,139,000	Plans and Engineering	\$5,139,000	\$5,139,000	\$0	\$0	\$0	\$0	\$0	\$0	\$0
\$420,000	Land	\$420,000	\$420,000	\$0	\$0	\$0	\$0	\$0	\$0	\$0
\$42,956,000	Construction	\$42,956,000	\$12,756,000	\$0	\$0	\$7,550	\$7,550	\$7,550	\$7,550	\$0
\$2,720,000	Overhead	\$2,720,000	\$920,000	\$0	\$0	\$450	\$450	\$450	\$450	\$0
\$51,235,000	<b>Total</b>	\$51,235,000	\$19,235,000	\$0	\$0	\$8,000	\$8,000	\$8,000	\$8,000	\$0
<b>More (Less) Than Prior Year Program:</b>		\$0	\$0	\$0	(\$8,000)	\$0	\$0	\$0	\$8,000	\$0

W803600 East/West TM - North

Class: Water

FY2019

Council Approved

**Project Status**

1. Current Status Of This Project: Active
2. Action Taken In Current Fiscal Year: Design
3. Action Required To Complete This Project: Complete Design, Right-of-Way Acquisition, Construction, and Performance

**Change from Prior Year**

1. Change in Name or Description: None
2. Change in Total Project Cost: Deferred FY 20-23 costs to FY 21-24
3. Change in Scope: None
4. Change in Timing: None

Estimated Operating Budget Impact: None

**Initial Total Project Cost Estimate**

FY 2010 \$19,593,000

**Financial Activity**

	Expended	Encumbered	Total
April 1, 2017	\$163,439	\$347,158	\$510,597
April 1, 2018	\$170,987	\$341,510	\$512,498

Prior Year Project Total	Funding	Project Total	Prior Approval	Budget FY2019	Capital Program (\$000)					Beyond 6 Years
					FY2020	FY2021	FY2022	FY2023	FY2024	
\$51,235,000	Water Bonds	\$51,235,000	\$19,235,000	\$0	\$0	\$8,000	\$8,000	\$8,000	\$8,000	\$0
\$51,235,000	<b>Total</b>	\$51,235,000	\$19,235,000	\$0	\$0	\$8,000	\$8,000	\$8,000	\$8,000	\$0
<b>More (Less) Than Prior Year Program:</b>		\$0	\$0	\$0	(\$8,000)	\$0	\$0	\$0	\$8,000	\$0

W803700 Sylvan Shores Water

Class: Water

FY2019

Council Approved

**Description**

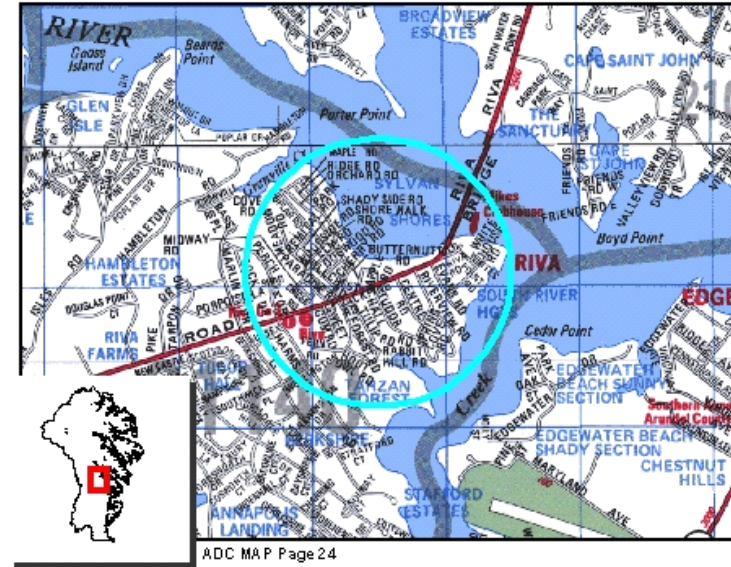
Funds are requested for the design, right of way acquisition and construction of a water distribution system to serve approximately 262 properties within the community of Sylvan Shores. This project is in response to a valid petition for public water service.

**Benefit**

Project will provide public water service to properties currently connected to a deteriorating private water distribution system.

**Amendment History**

Removed proposed de-appropriation of \$5,134,000 via amendment #81 to Bill 28-10.  
 Removed \$1,200,000 via AMD #48 to Bill 46-13. CC removed \$136,000 via AMD #28 to Bill 31-16.



Prior Year Project Total	Phase	Project Total	Prior Approval	Budget FY2019	Capital Program (\$000)					Beyond 6 Years
					FY2020	FY2021	FY2022	FY2023	FY2024	
\$200,000	Plans and Engineering	\$200,000	\$200,000	\$0	\$0	\$0	\$0	\$0	\$0	\$0
\$50,000	Land	\$50,000	\$50,000	\$0	\$0	\$0	\$0	\$0	\$0	\$0
\$3,887,000	Construction	\$3,887,000	\$3,887,000	\$0	\$0	\$0	\$0	\$0	\$0	\$0
\$327,000	Overhead	\$327,000	\$327,000	\$0	\$0	\$0	\$0	\$0	\$0	\$0
\$4,464,000	<b>Total</b>	\$4,464,000	\$4,464,000	\$0	\$0	\$0	\$0	\$0	\$0	\$0
<b>More (Less) Than Prior Year Program:</b>		\$0	\$0	\$0	\$0	\$0	\$0	\$0	\$0	\$0

W803700 Sylvan Shores Water

Class: Water

FY2019

Council Approved

**Project Status**

- . Current Status Of This Project: Complete
- 2. Action Taken In Current Fiscal Year: Complete
- 3. Action Required To Complete This Project: Complete

**Change from Prior Year**

- 1. Change in Name or Description: None
- 2. Change in Total Project Cost: None
- 3. Change in Scope: None
- 4. Change in Timing: None

Estimated Operating Budget Impact: None

**Initial Total Project Cost Estimate**

FY 2010          \$4,574,000

**Financial Activity**

	Expended	Encumbered	Total
<b>April 1, 2017</b>	\$4,451,040	\$13,662	\$4,464,702
<b>April 1, 2018</b>	\$4,451,040	\$5,490	\$4,456,530

Prior Year Project Total	Funding	Project Total	Prior Approval	Budget FY2019	Capital Program (\$000)					Beyond 6 Years
					FY2020	FY2021	FY2022	FY2023	FY2024	
\$3,203,000	Water Bonds	\$3,203,000	\$3,203,000	\$0	\$0	\$0	\$0	\$0	\$0	\$0
\$1,261,000	Other State Grants	\$1,261,000	\$1,261,000	\$0	\$0	\$0	\$0	\$0	\$0	\$0
\$4,464,000	<b>Total</b>	\$4,464,000	\$4,464,000	\$0	\$0	\$0	\$0	\$0	\$0	\$0
<b>More (Less) Than Prior Year Program:</b>		\$0	\$0	\$0	\$0	\$0	\$0	\$0	\$0	\$0

**W804000 Broad Creek WTP Exp**

**Class: Water**

**FY2019 Council Approved**

**Description**

Funds are requested for the planning, design, right of way acquisition and construction to expand the Broad Creek WTP capacity to 8 million gallons per day and to provide new raw water supply production wells.

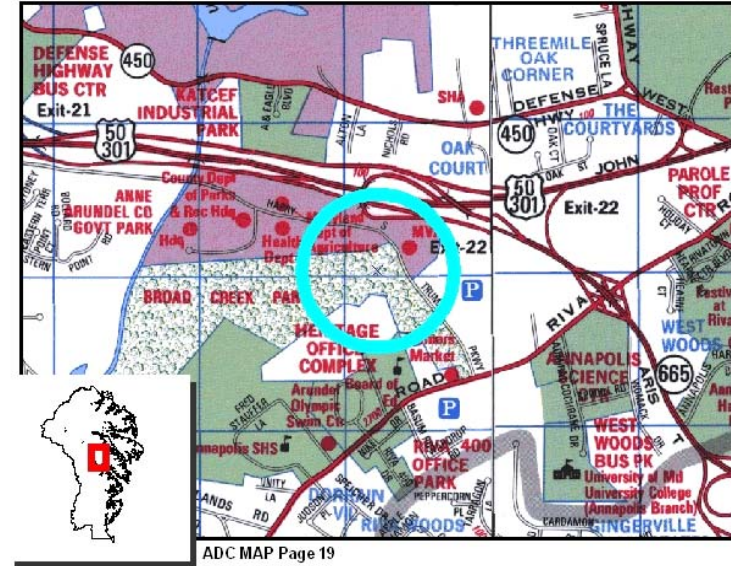
Subsequent to completing construction and commissioning of the Broad Creek WTP expansion described above, this project will fund the design and construction necessary to upgrade the original upflow filter and its associated equipment, the original pumps, motors, valves of the existing clear wells, the chemical handling equipment, the ventilation systems, upgrade the air scour blowers, install equipment enclosures, upgrade the existing pulsator vacuum pumps and all associated piping, and to provide a mechanical maintenance shop to conduct plant maintenance for South water operations.

**Benefit**

Expansion of treatment capacity to meet future growth and upgrade of the original water treatment processes to maintain treatment plant performance and reliability.

**Amendment History**

County Council removed \$95k via AMD #50 to Bill 29-15. CC removed \$245k via AMD #38 to Bill 37-18.



Prior Year Project Total	Phase	Project Total	Prior Approval	Budget FY2019	Capital Program (\$000)					Beyond 6 Years
					FY2020	FY2021	FY2022	FY2023	FY2024	
\$3,148,317	Plans and Engineering	\$4,148,317	\$3,148,317	\$0	\$1,000	\$0	\$0	\$0	\$0	\$0
\$275,000	Land	\$275,000	\$275,000	\$0	\$0	\$0	\$0	\$0	\$0	\$0
\$29,435,762	Construction	\$32,482,762	\$23,215,762	(\$233,000)	\$3,750	\$5,750	\$0	\$0	\$0	\$0
\$1,768,935	Overhead	\$1,982,935	\$1,456,935	(\$12,000)	\$250	\$288	\$0	\$0	\$0	\$0
\$34,628,015	<b>Total</b>	\$38,889,015	\$28,096,015	(\$245,000)	\$5,000	\$6,038	\$0	\$0	\$0	\$0
<b>More (Less) Than Prior Year Program:</b>		\$4,261,000	\$0	(\$3,511,000)	\$1,734	\$6,038	\$0	\$0	\$0	\$0



W804000 Broad Creek WTP Exp

Class: Water

FY2019 Council Approved

**Project Status**

1. Current Status Of This Project: Active
2. Action Taken In Current Fiscal Year: Conditional acceptance of Treatment Plant Expansion. Develop scope of work to upgrade original process train.
3. Action Required To Complete This Project: Design, Construction, and Performance of all contracts

**Change from Prior Year**

1. Change in Name or Description: None
2. Change in Total Project Cost: Increase based on current estimates.
3. Change in Scope: None
4. Change in Timing: Deferred upgrade of Original treatment process, Construction planned for FY20 and FY21.

Estimated Operating Budget Impact: Less than \$100,000 per year

**Initial Total Project Cost Estimate**

FY 2009 \$25,839,000

**Financial Activity**

	Expended	Encumbered	Total
<b>April 1, 2017</b>	\$10,387,574	\$467,838	\$10,855,412
<b>April 1, 2018</b>	\$11,311,216	\$902,758	\$12,213,974

Prior Year Project Total	Funding	Project Total	Prior Approval	Budget FY2019	Capital Program (\$000)					Beyond 6 Years
					FY2020	FY2021	FY2022	FY2023	FY2024	
\$34,628,015	Water Bonds	\$38,889,015	\$28,096,015	(\$245,000)	\$5,000	\$6,038	\$0	\$0	\$0	\$0
\$34,628,015	<b>Total</b>	\$38,889,015	\$28,096,015	(\$245,000)	\$5,000	\$6,038	\$0	\$0	\$0	\$0
<b>More (Less) Than Prior Year Program:</b>		\$4,261,000	\$0	(\$3,511,000)	\$1,734	\$6,038	\$0	\$0	\$0	\$0

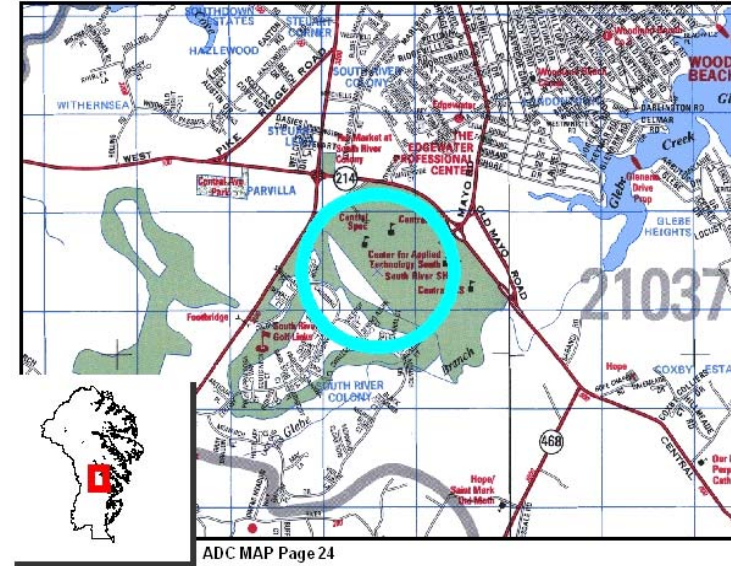
W804200 Withernsea WTP

Class: Water

FY2019 Council Approved

**Description**

Funds are requested for the planning, design, right of way acquisition and construction for a new water treatment plant with a 5.0 million gallon per day capacity. Project includes treatment facility, water production wells, water booster pump station, raw water transmission mains and appurtenances to serve the Broad Creek 210 pressure zone.



**Benefit**

Expanded capacity to meet growth projections and improve operational reliability.

**Amendment History**

CC removed \$546k via AMD #40 to Bill 36-17.

Prior Year Project Total	Phase	Project Total	Prior Approval	Budget FY2019	Capital Program (\$000)					Beyond 6 Years
					FY2020	FY2021	FY2022	FY2023	FY2024	
\$98,000	Plans and Engineering	\$98,000	\$98,000	\$0	\$0	\$0	\$0	\$0	\$0	\$0
\$232,000	Land	\$232,000	\$232,000	\$0	\$0	\$0	\$0	\$0	\$0	\$0
\$16,000	Overhead	\$16,000	\$16,000	\$0	\$0	\$0	\$0	\$0	\$0	\$0
\$346,000	<b>Total</b>	\$346,000	\$346,000	\$0	\$0	\$0	\$0	\$0	\$0	\$0
<b>More (Less) Than Prior Year Program:</b>		\$0	\$0	\$0	\$0	\$0	\$0	\$0	\$0	\$0

**W804200 Withernsea WTP**

**Class: Water**

**FY2019**

**Council Approved**

**Project Status**

1. Current Status Of This Project: Active
2. Action Taken In Current Fiscal Year: Land Acquisition
3. Action Required To Complete This Project: Land Acquisition

**Change from Prior Year**

1. Change in Name or Description: None
2. Change in Total Project Cost: None
3. Change in Scope: None
4. Change in Timing: None

**Estimated Operating Budget Impact:** Less than \$100,000 per year

**Initial Total Project Cost Estimate**

FY 2009      \$60,471,000

**Financial Activity**

	<b>Expended</b>	<b>Encumbered</b>	<b>Total</b>
<b>April 1, 2017</b>	\$343,087	\$2,423	\$345,510
<b>April 1, 2018</b>	\$343,087	\$2,423	\$345,510

<b>Prior Year Project Total</b>	<b>Funding</b>	<b>Project Total</b>	<b>Prior Approval</b>	<b>Budget FY2019</b>	<b>Capital Program (\$000)</b>					<b>Beyond 6 Years</b>
					<b>FY2020</b>	<b>FY2021</b>	<b>FY2022</b>	<b>FY2023</b>	<b>FY2024</b>	
\$346,000	Water Bonds	\$346,000	\$346,000	\$0	\$0	\$0	\$0	\$0	\$0	\$0
\$346,000	<b>Total</b>	\$346,000	\$346,000	\$0	\$0	\$0	\$0	\$0	\$0	\$0
<b>More (Less) Than Prior Year Program:</b>		\$0	\$0	\$0	\$0	\$0	\$0	\$0	\$0	\$0

W804300 New Cut WTP

Class: Water

FY2019

Council Approved

**Description**

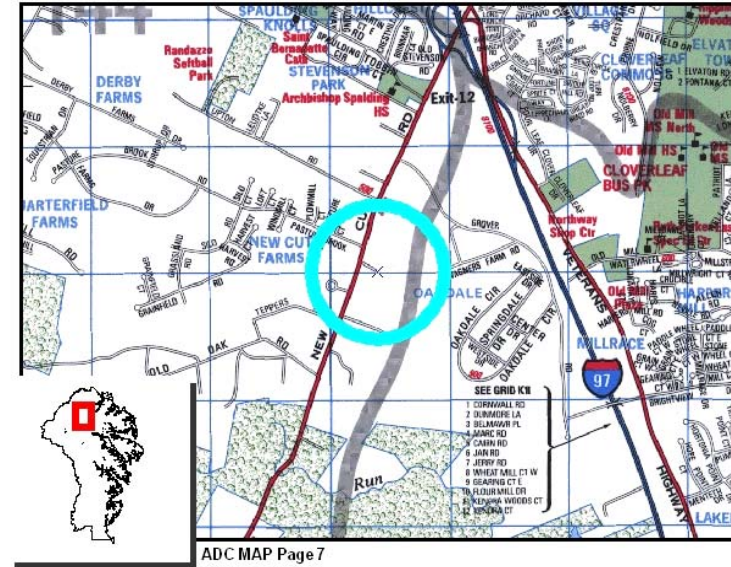
Funds are requested for planning and siting studies to support the design, right of way acquisition and construction of a new water treatment plant to serve the Glen Burnie High Zone. The new facility will provide additional capacity to support future growth and is intended to replace/supplement the Dorsey WTP.

**Benefit**

Provides additional treatment capacity to meet both existing and future domestic water demands, as well as, fire flow.

**Amendment History**

CC removed \$1m via AMD #41 to Bill 36-17.



Prior Year Project Total	Phase	Project Total	Prior Approval	Budget FY2019	Capital Program (\$000)					Beyond 6 Years
					FY2020	FY2021	FY2022	FY2023	FY2024	
\$100,000	Plans and Engineering	\$154,000	\$100,000	\$0	\$54	\$0	\$0	\$0	\$0	\$0
\$10,000	Land	\$1,009,000	\$10,000	\$0	\$999	\$0	\$0	\$0	\$0	\$0
\$66,000	Overhead	\$59,000	\$66,000	\$0	(\$7)	\$0	\$0	\$0	\$0	\$0
\$176,000	<b>Total</b>	\$1,222,000	\$176,000	\$0	\$1,046	\$0	\$0	\$0	\$0	\$0
<b>More (Less) Than Prior Year Program:</b>		\$1,046,000	\$0	\$0	\$1,046	\$0	\$0	\$0	\$0	\$0

**W804300 New Cut WTP**

**Class: Water**

**FY2019**

**Council Approved**

**Project Status**

1. Current Status Of This Project: Active
2. Action Taken In Current Fiscal Year: Perform land study.
3. Action Required To Complete This Project: Study, Design, Right of Way Acquisition, Construction, and Performance

**Change from Prior Year**

1. Change in Name or Description: None
2. Change in Total Project Cost: Added funding FY 20 for Right-Of-Way
3. Change in Scope: None
4. Change in Timing: None

**Estimated Operating Budget Impact:** Less than \$100,000 per year

**Initial Total Project Cost Estimate**

FY 2009            \$116,000

**Financial Activity**

	Expended	Encumbered	Total
<b>April 1, 2017</b>	\$17,889	\$0	\$17,889
<b>April 1, 2018</b>	\$22,169	\$0	\$22,169

Prior Year Project Total	Funding	Project Total	Prior Approval	Budget FY2019	Capital Program (\$000)					Beyond 6 Years
					FY2020	FY2021	FY2022	FY2023	FY2024	
\$176,000	Water Bonds	\$1,222,000	\$176,000	\$0	\$1,046	\$0	\$0	\$0	\$0	\$0
\$176,000	<b>Total</b>	\$1,222,000	\$176,000	\$0	\$1,046	\$0	\$0	\$0	\$0	\$0
<b>More (Less) Than Prior Year Program:</b>		\$1,046,000	\$0	\$0	\$1,046	\$0	\$0	\$0	\$0	\$0

W804500 North Co Water Dist Imp

Class: Water

FY2019

Council Approved

**Description**

This project provides engineering, land acquisition and construction funding for the design and construction of approximately 10,800 linear feet of water main installations at various locations within Northern Anne Arundel County for improvement of water delivery to customers.

Location

Countywide

**Benefit**

The project will provide system reliability enhancements by improving reliability to meet domestic and fire flow demands, as well as, system expansion.

**Amendment History**

County Council removed \$135k via AMD #51 to Bill 29-15.

Prior Year Project Total	Phase	Project Total	Prior Approval	Budget FY2019	Capital Program (\$000)					Beyond 6 Years
					FY2020	FY2021	FY2022	FY2023	FY2024	
\$1,211,000	Plans and Engineering	\$1,211,000	\$1,211,000	\$0	\$0	\$0	\$0	\$0	\$0	\$0
\$203,000	Land	\$203,000	\$203,000	\$0	\$0	\$0	\$0	\$0	\$0	\$0
\$5,168,000	Construction	\$3,904,129	\$3,904,129	\$0	\$0	\$0	\$0	\$0	\$0	\$0
\$472,000	Overhead	\$420,679	\$420,679	\$0	\$0	\$0	\$0	\$0	\$0	\$0
\$7,054,000	<b>Total</b>	\$5,738,808	\$5,738,808	\$0	\$0	\$0	\$0	\$0	\$0	\$0
<b>More (Less) Than Prior Year Program:</b>		(\$1,315,192)	(\$1,315,192)	\$0	\$0	\$0	\$0	\$0	\$0	\$0

W804500 North Co Water Dist Imp

Class: Water

FY2019

Council Approved

**Project Status**

1. Current Status Of This Project: Active
2. Action Taken In Current Fiscal Year: Construction for Phase 2
3. Action Required To Complete This Project: Construction and Performance for Phase 2.

**Change from Prior Year**

1. Change in Name or Description: None
2. Change in Total Project Cost: None
3. Change in Scope: None
4. Change in Timing: None

**Estimated Operating Budget Impact:** Less than \$100,000 per year

**Initial Total Project Cost Estimate**

FY 2011 \$7,189,000

**Financial Activity**

	Expended	Encumbered	Total
<b>April 1, 2017</b>	\$3,007,931	\$914,755	\$3,922,686
<b>April 1, 2018</b>	\$1,987,358	\$486,690	\$2,474,049

Prior Year Project Total	Funding	Project Total	Prior Approval	Budget FY2019	Capital Program (\$000)					Beyond 6 Years
					FY2020	FY2021	FY2022	FY2023	FY2024	
\$7,054,000	Water Bonds	\$5,738,808	\$5,738,808	\$0	\$0	\$0	\$0	\$0	\$0	\$0
\$7,054,000	<b>Total</b>	\$5,738,808	\$5,738,808	\$0	\$0	\$0	\$0	\$0	\$0	\$0
<b>More (Less) Than Prior Year Program:</b>		(\$1,315,192)	(\$1,315,192)	\$0	\$0	\$0	\$0	\$0	\$0	\$0

W804600 Balt City - Fullerton WTP

Class: Water

FY2019

Council Approved

**Description**

Funds are requested for Anne Arundel County's share of the proposed Baltimore City Fullerton Water Treatment Plant. The facility is being planned, designed and constructed to meet regulatory requirements, demands of the water service area and to provide reliability. Funds will only be requested to cover Anne Arundel County's share of the new facility in accordance with inter-jurisdictional agreement between Baltimore City, Anne Arundel, Baltimore and Howard Counties.

Location

At the time of project request, Anne Arundel County's proportional share of the project has not been agreed upon. Local share could range between 4% to 10% of the total \$500 million dollar project cost.

Future funding requests will be made in the 5 Yr Program once percentages are agreed upon by all jurisdictions.

**Countywide**

**Benefit**

The new facility is needed to meet regulatory requirements for potable water treatment, to provide operational reliability and to meet future demands. When completed, Fullerton will provide operational reliability to allow upgrade/rehabilitation of the Montebello Filtration Plant that currently provides water supply to Anne Arundel County

**Amendment History**

Prior Year Project Total	Phase	Project Total	Prior Approval	Budget FY2019	Capital Program (\$000)					Beyond 6 Years
					FY2020	FY2021	FY2022	FY2023	FY2024	
\$100,000	Plans and Engineering	\$100,000	\$100,000	\$0	\$0	\$0	\$0	\$0	\$0	\$0
\$6,000	Overhead	\$6,000	\$6,000	\$0	\$0	\$0	\$0	\$0	\$0	\$0
\$106,000	<b>Total</b>	\$106,000	\$106,000	\$0	\$0	\$0	\$0	\$0	\$0	\$0
<b>More (Less) Than Prior Year Program:</b>		\$0	\$0	\$0	\$0	\$0	\$0	\$0	\$0	\$0



W804600 Balt City - Fullerton WTP

Class: Water

FY2019

Council Approved

**Project Status**

1. Current Status Of This Project: Active
2. Action Taken In Current Fiscal Year: Continued Negotiations with Baltimore City
3. Action Required To Complete This Project: Design, Construction and Performance

**Change from Prior Year**

1. Change in Name or Description: None
2. Change in Total Project Cost: None
3. Change in Scope: None
4. Change in Timing: None

**Estimated Operating Budget Impact:** Less than \$100,000 per year

**Initial Total Project Cost Estimate**

FY 2011            \$106,000

**Financial Activity**

Expended	Encumbered	Total
April 1, 2017	\$0	\$0
April 1, 2018	\$0	\$0

Prior Year Project Total	Funding	Project Total	Prior Approval	Budget FY2019	Capital Program (\$000)					Beyond 6 Years
					FY2020	FY2021	FY2022	FY2023	FY2024	
\$106,000	Water Bonds	\$106,000	\$106,000	\$0	\$0	\$0	\$0	\$0	\$0	\$0
\$106,000	<b>Total</b>	\$106,000	\$106,000	\$0	\$0	\$0	\$0	\$0	\$0	\$0
<b>More (Less) Than Prior Year Program:</b>		\$0	\$0	\$0	\$0	\$0	\$0	\$0	\$0	\$0

**W805000 Water Fac Emerg Generators**

**Class: Water**

**FY2019**

**Council Approved**

**Description**

This multi-year project provides funding for the design and construction of new and replacement generator installations at water treatment plants, water booster pumping stations, water production wells and other water related facilities located throughout the County. Generator installations will include generator, fuel storage, automatic transfer switches, sound attenuation and necessary electrical components/wiring, as well as, associated alterations to address code compliance issues.

**Location**

**Countywide**

**Benefit**

Generators provide a back up power source for water production and transmission facilities in the event of primary power failures. The supplemental power source will allow the utility to meet domestic and fire water demands in the event of extended power outages.

**Amendment History**

County Council removed \$45k via AMD #80 to Bill 29-15. County Council removed \$45k/year in FYs17-20 via AMD #117 to Bill 29-15. CC removed \$160k via AMD #39 to Bill 37-18.

Prior Year Project Total	Phase	Project Total	Prior Approval	Budget FY2019	Capital Program (\$000)					Beyond 6 Years
					FY2020	FY2021	FY2022	FY2023	FY2024	
\$1,758,000	Plans and Engineering	\$1,560,000	\$962,000	\$199,000	\$199	\$50	\$50	\$50	\$50	
\$45,000	Land	\$39,000	\$25,000	\$5,000	\$5	\$1	\$1	\$1	\$1	
\$11,782,000	Construction	\$9,974,000	\$5,158,000	\$1,504,000	\$1,656	\$414	\$414	\$414	\$414	
\$810,000	Overhead	\$712,000	\$438,000	\$85,000	\$93	\$24	\$24	\$24	\$24	
\$14,395,000	<b>Total</b>	\$12,285,000	\$6,583,000	\$1,793,000	\$1,953	\$489	\$489	\$489	\$489	
<b>More (Less) Than Prior Year Program:</b>		(\$2,110,000)	\$0	\$1,793,000	\$0	(\$1,464)	(\$1,464)	(\$1,464)	\$489	Multi-Yr

W805000 Water Fac Emerg Generators

Class: Water

FY2019

Council Approved

**Project Status**

1. Current status of this project: Active
2. Action taken in Current Fiscal Year: Multi-year Project
3. Action required to complete this project: Multi-year Project

**Change from Prior Year**

1. Change in Name or Description: None
2. Change in Total Project Cost: Increased FY19 Funding. Decrease FY 21-23 based on current estimate. Added Funding for FY24
3. Change in Scope: None
4. Change in Timing: Shifted projects planned in FY20 and FY21 to FY19 and FY20

Estimated Operating Budget Impact: Indeterminate

**Initial Total Project Cost Estimate**

FY 2014 \$9,077,000

**Financial Activity**

	Expended	Encumbered	Total
April 1, 2017	\$1,933,937	\$245,930	\$2,179,867
April 1, 2018	\$2,214,040	\$296,959	\$2,510,999

Prior Year Project Total	Funding	Project Total	Prior Approval	Budget FY2019	Capital Program (\$000)					Beyond 6 Years
					FY2020	FY2021	FY2022	FY2023	FY2024	
\$13,052,760	Water Bonds	\$8,177,760	\$5,240,760	(\$972,000)	\$1,953	\$489	\$489	\$489	\$489	
\$1,078,240	Other Fed Grants	\$3,843,240	\$1,078,240	\$2,765,000	\$0	\$0	\$0	\$0	\$0	
\$264,000	Bond Premium	\$264,000	\$264,000	\$0	\$0	\$0	\$0	\$0	\$0	
\$14,395,000	<b>Total</b>	\$12,285,000	\$6,583,000	\$1,793,000	\$1,953	\$489	\$489	\$489	\$489	
<b>More (Less) Than Prior Year Program:</b>		(\$2,110,000)	\$0	\$1,793,000	\$0	(\$1,464)	(\$1,464)	(\$1,464)	\$489	Multi-Yr

**W805400 Pike Drive Water Extension**

**Class: Water**

**FY2019 Council Approved**

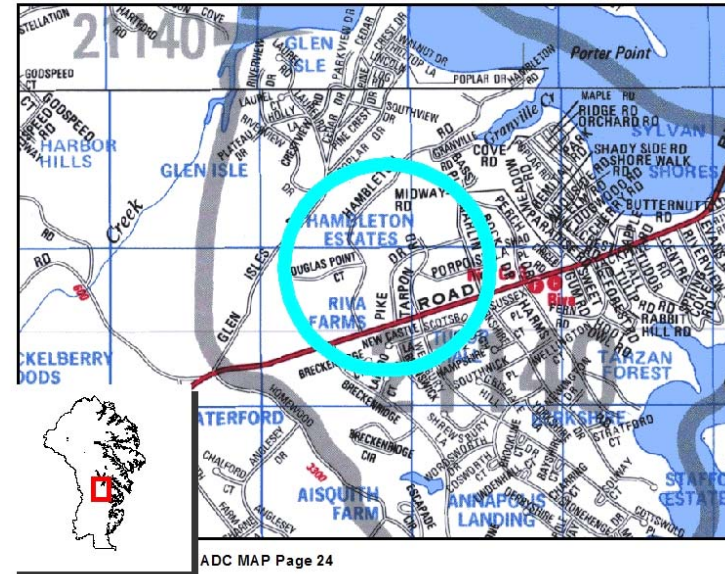
**Description**

This project provides the design, right-of-way acquisition, and construction of a public water service extension. This project will extend service to approximately 28 properties and is in response to a valid petition for public water service.

**Benefit**

This project will provide public water service to properties served currently by private on-site wells.

**Amendment History**



Prior Year Project Total	Phase	Project Total	Prior Approval	Budget FY2019	Capital Program (\$000)					Beyond 6 Years
					FY2020	FY2021	FY2022	FY2023	FY2024	
\$119,000	Plans and Engineering	\$119,000	\$119,000	\$0	\$0	\$0	\$0	\$0	\$0	\$0
\$7,000	Land	\$7,000	\$7,000	\$0	\$0	\$0	\$0	\$0	\$0	\$0
\$593,000	Construction	\$633,000	\$593,000	\$40,000	\$0	\$0	\$0	\$0	\$0	\$0
\$51,000	Overhead	\$51,000	\$51,000	\$0	\$0	\$0	\$0	\$0	\$0	\$0
\$770,000	<b>Total</b>	\$810,000	\$770,000	\$40,000	\$0	\$0	\$0	\$0	\$0	\$0
<b>More (Less) Than Prior Year Program:</b>		\$40,000	\$0	\$40,000	\$0	\$0	\$0	\$0	\$0	\$0

W805400 Pike Drive Water Extension

Class: Water

FY2019

Council Approved

**Project Status**

1. Current Status Of This Project: Active
2. Action Taken In Current Fiscal Year: Construction
3. Action Required To Complete This Project: Construction and Performance

**Change from Prior Year**

1. Change In Name Or Description: None
2. Change In Total Project Cost: Increased based on current estimate
3. Change In Scope: None
4. Change In Timing: None

**Estimated Operating Budget Impact:** Less than \$100,000 per year

**Initial Total Project Cost Estimate**

FY 2016 \$570,000

**Financial Activity**

	Expended	Encumbered	Total
<b>April 1, 2017</b>	\$39,013	\$17,523	\$56,536
<b>April 1, 2018</b>	\$67,399	\$10,651	\$78,050

Prior Year Project Total	Funding	Project Total	Prior Approval	Budget FY2019	Capital Program (\$000)					Beyond 6 Years
					FY2020	FY2021	FY2022	FY2023	FY2024	
\$770,000	Water Bonds	\$810,000	\$770,000	\$40,000	\$0	\$0	\$0	\$0	\$0	\$0
\$770,000	<b>Total</b>	\$810,000	\$770,000	\$40,000	\$0	\$0	\$0	\$0	\$0	\$0
<b>More (Less) Than Prior Year Program:</b>		\$40,000	\$0	\$40,000	\$0	\$0	\$0	\$0	\$0	\$0

**W805500 Arnold Lime System Upgrade**

**Class: Water**

**FY2019**

**Council Approved**

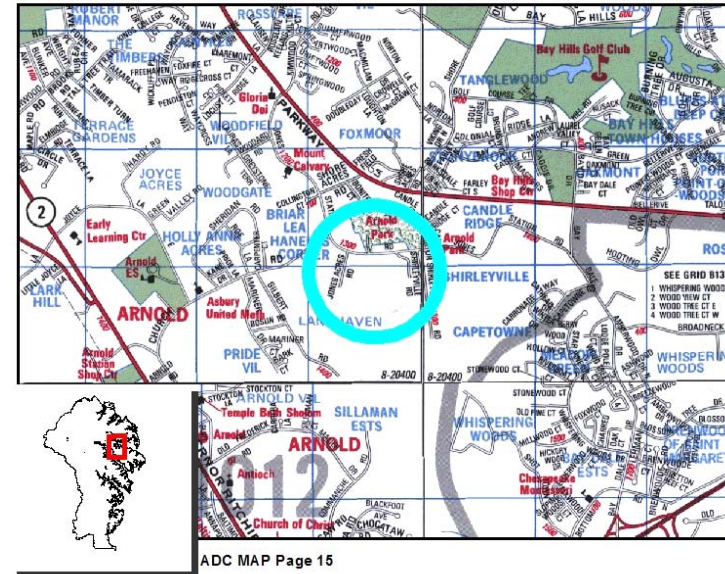
**Description**

This project includes the upgrade of the lime handling and feed system to meet the demands of the upgraded 16-mgd facility and the regulatory requirements mandated by the Environmental Protection Agency and the Maryland Department of the Environment. The project also includes concrete repairs to the facility's clarifiers and the design and construction of a catwalk between the facility's process tanks.

**Benefit**

The project work will provide lime handling and feed system sized appropriately to meet the process capacity of the facility and will improve overall efficiency of operation.

**Amendment History**



Prior Year Project Total	Phase	Project Total	Prior Approval	Budget FY2019	Capital Program (\$000)					Beyond 6 Years
					FY2020	FY2021	FY2022	FY2023	FY2024	
\$212,000	Plans and Engineering	\$272,000	\$212,000	\$60,000	\$0	\$0	\$0	\$0	\$0	\$0
\$5,000	Land	\$5,000	\$5,000	\$0	\$0	\$0	\$0	\$0	\$0	\$0
\$5,537,000	Construction	\$5,537,000	\$5,537,000	\$0	\$0	\$0	\$0	\$0	\$0	\$0
\$375,000	Overhead	\$375,000	\$375,000	\$0	\$0	\$0	\$0	\$0	\$0	\$0
\$6,129,000	<b>Total</b>	\$6,189,000	\$6,129,000	\$60,000	\$0	\$0	\$0	\$0	\$0	\$0
<b>More (Less) Than Prior Year Program:</b>		\$60,000	\$0	\$60,000	\$0	\$0	\$0	\$0	\$0	\$0

W805500 Arnold Lime System Upgrade

Class: Water

FY2019

Council Approved

**Project Status**

1. Current Status of this Project: Design
2. Action Taken in Current FY: Complete Schematic Design
3. Action Required to Complete This Project: Complete Design, Bid, Construct

**Change from Prior Year**

1. Change in Name or Description: None
2. Change in Total Project Cost: Increase based on Current Estimate
3. Change in Scope: None
4. Change in Timing: None

Estimated Operating Budget Impact: Indeterminate

**Initial Total Project Cost Estimate**

FY 2017      \$6,129,000

**Financial Activity**

	Expended	Encumbered	Total
April 1, 2017	\$106,490	\$0	\$106,490
April 1, 2018	\$146,628	\$278,241	\$424,869

Prior Year Project Total	Funding	Project Total	Prior Approval	Budget FY2019	Capital Program (\$000)					Beyond 6 Years
					FY2020	FY2021	FY2022	FY2023	FY2024	
\$6,129,000	Water Bonds	\$6,189,000	\$6,129,000	\$60,000	\$0	\$0	\$0	\$0	\$0	\$0
\$6,129,000	<b>Total</b>	\$6,189,000	\$6,129,000	\$60,000	\$0	\$0	\$0	\$0	\$0	\$0
<b>More (Less) Than Prior Year Program:</b>		\$60,000	\$0	\$60,000	\$0	\$0	\$0	\$0	\$0	\$0

W805600 Dorsey Lime System Upgrade

Class: Water

FY2019

Council Approved

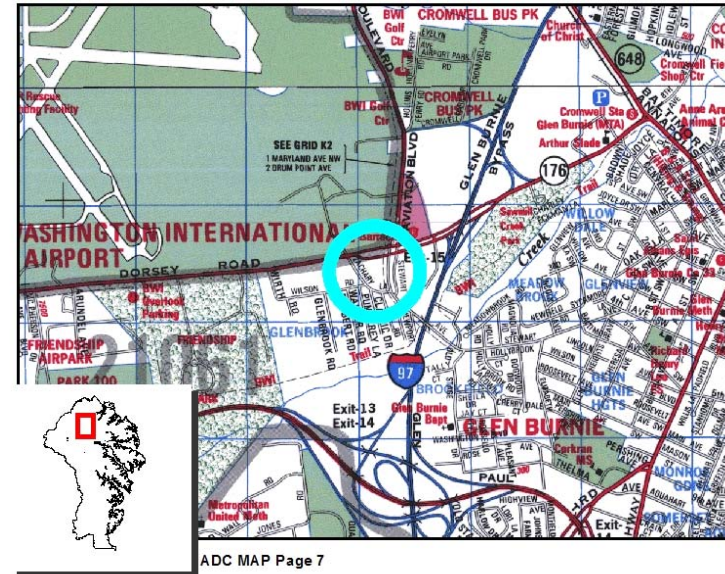
**Description**

The purpose of this project is to design and construct several process system upgrades to maintain reliable operation of the facility's treatment components including the lime system volumetric control system, mixers, silo activators, lime pump control system, and the lime feed lines inside the process building as well as those delivering lime to the outdoor application points.

**Benefit**

The improvements are necessary to upgrade/rehabilitate facility infrastructure to extend the lime system operating life and to maintain efficient treatment operations.

**Amendment History**



Prior Year Project Total	Phase	Project Total	Prior Approval	Budget FY2019	Capital Program (\$000)					Beyond 6 Years
					FY2020	FY2021	FY2022	FY2023	FY2024	
\$280,000	Plans and Engineering	\$416,000	\$280,000	\$136,000	\$0	\$0	\$0	\$0	\$0	\$0
\$5,000	Land	\$5,000	\$5,000	\$0	\$0	\$0	\$0	\$0	\$0	\$0
\$2,631,000	Construction	\$3,185,000	\$0	\$0	\$3,185	\$0	\$0	\$0	\$0	\$0
\$152,000	Overhead	\$186,000	\$20,000	\$7,000	\$159	\$0	\$0	\$0	\$0	\$0
\$3,068,000	<b>Total</b>	\$3,792,000	\$305,000	\$143,000	\$3,344	\$0	\$0	\$0	\$0	\$0
<b>More (Less) Than Prior Year Program:</b>		\$724,000	\$0	(\$2,620,000)	\$3,344	\$0	\$0	\$0	\$0	\$0



W805600 Dorsey Lime System Upgrade

Class: Water

FY2019

Council Approved

**Project Status**

1. Current Status of This Project: Design Procurement
2. Action Taken in Current FY: Design
3. Action Required to Complete: Design, Bid, and Construct Improvements

**Change from Prior Year**

1. Change in Name or Description: None
2. Change in Total Project Cost: Increase based on current estimate
3. Change in Scope: None
4. Change in Timing: Deferred Construction to FY20

Estimated Operating Budget Impact: Indeterminate

**Initial Total Project Cost Estimate**

FY 2017      \$3,120,000

**Financial Activity**

Expended	Encumbered	Total	
April 1, 2017	\$792	\$0	\$792
April 1, 2018	\$4,035	\$74,926	\$78,961

Prior Year Project Total	Funding	Project Total	Prior Approval	Budget FY2019	Capital Program (\$000)					Beyond 6 Years
					FY2020	FY2021	FY2022	FY2023	FY2024	
\$3,068,000	Water Bonds	\$3,792,000	\$305,000	\$143,000	\$3,344	\$0	\$0	\$0	\$0	\$0
\$3,068,000	<b>Total</b>	\$3,792,000	\$305,000	\$143,000	\$3,344	\$0	\$0	\$0	\$0	\$0
<b>More (Less) Than Prior Year Program:</b>		\$724,000	\$0	(\$2,620,000)	\$3,344	\$0	\$0	\$0	\$0	\$0

W805700 Heritage Harbor Wtr Takeover

Class: Water

FY2019

Council Approved

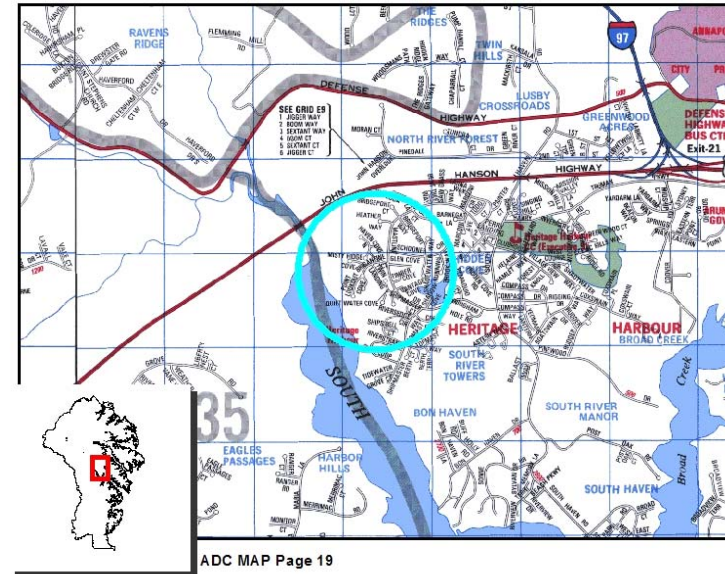
**Description**

Project includes Design, Right-of-way acquisition, and construction of water improvements based on a valid petition for approximately 106 units. The project is located in the Heritage Harbor sections of Crest Cove, Misty Ridge Cove, North Haven Cove, Point Lookout Cove, Quiet Waters Cove, and Twin Landings Cove.

**Benefit**

The Heritage Harbor sections of Crest Cove, Misty Ridge Cove, North Haven Cove, Point Lookout Cove, Quiet Waters Cove, and Twin Landings Cove have requested through petition that DPW takeover and maintain their existing private water system.

**Amendment History**



Prior Year Project Total	Phase	Project Total	Prior Approval	Budget FY2019	Capital Program (\$000)					Beyond 6 Years
					FY2020	FY2021	FY2022	FY2023	FY2024	
\$149,000	Plans and Engineering	\$182,000	\$149,000	\$33,000	\$0	\$0	\$0	\$0	\$0	\$0
\$3,000	Land	\$3,000	\$3,000	\$0	\$0	\$0	\$0	\$0	\$0	\$0
\$1,031,000	Construction	\$1,100,000	\$0	\$1,100,000	\$0	\$0	\$0	\$0	\$0	\$0
\$59,000	Overhead	\$64,000	\$7,000	\$57,000	\$0	\$0	\$0	\$0	\$0	\$0
\$1,242,000	<b>Total</b>	\$1,349,000	\$159,000	\$1,190,000	\$0	\$0	\$0	\$0	\$0	\$0
<b>More (Less) Than Prior Year Program:</b>		\$107,000	\$0	\$107,000	\$0	\$0	\$0	\$0	\$0	\$0

W805700 Heritage Harbor Wtr Takeover

Class: Water

FY2019

Council Approved

**Project Status**

1. Current Status of This Project: Active
2. Action Take in Current Fiscal Year: Design and Construction
3. Action Required to Complete This Project: Design, Acquisition of Right-of-way, and Construction of Water System Improvements

**Change from Prior Year**

1. Change in Name or Description: None
2. Change in Total Project Cost: Increased based on current estimate
3. Change in Scope: None
4. Change in Timing: None

Estimated Operating Budget Impact: Indeterminate

**Initial Total Project Cost Estimate**

FY 2018      \$1,242,000

**Financial Activity**

	Expended	Encumbered	Total
April 1, 2017	\$0	\$0	\$0
April 1, 2018	\$4,861	\$0	\$4,861

Prior Year Project Total	Funding	Project Total	Prior Approval	Budget FY2019	Capital Program (\$000)					Beyond 6 Years
					FY2020	FY2021	FY2022	FY2023	FY2024	
\$1,242,000	Water Bonds	\$1,349,000	\$159,000	\$1,190,000	\$0	\$0	\$0	\$0	\$0	\$0
\$1,242,000	<b>Total</b>	\$1,349,000	\$159,000	\$1,190,000	\$0	\$0	\$0	\$0	\$0	\$0
<b>More (Less) Than Prior Year Program:</b>		\$107,000	\$0	\$107,000	\$0	\$0	\$0	\$0	\$0	\$0

W805800 Whiskey Bottom Road Interconn

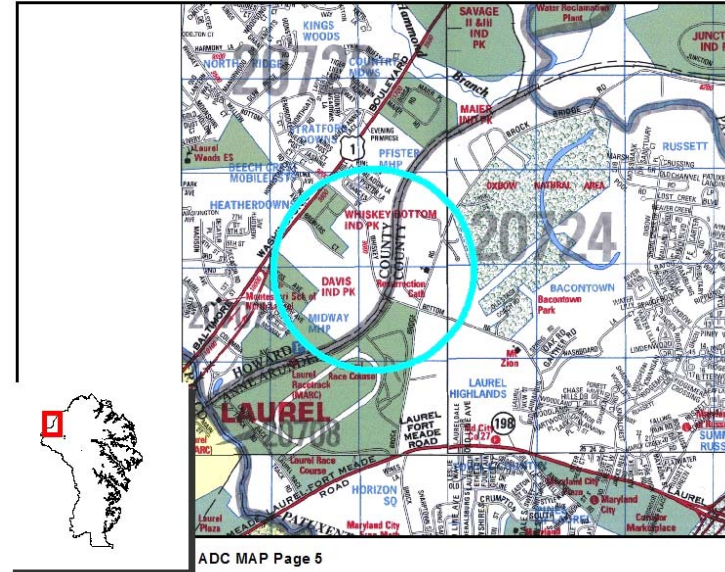
Class: Water

FY2019

Council Approved

**Description**

Project consists of design, right of way acquisition, and construction of approximately 1600 LF of new 12" water main connecting the existing water main in Whiskey Bottom Road to the Howard County Public Water System.



**Benefit**

This will allow for an emergency connection to the Howard County Public Water Sytem if required, allowing for additional redundancy in the Maryland City Pressure Zone and the Laurel area.

**Amendment History**

Prior Year Project Total	Phase	Project Total	Prior Approval	Budget FY2019	Capital Program (\$000)					Beyond 6 Years
					FY2020	FY2021	FY2022	FY2023	FY2024	
\$256,000	Plans and Engineering	\$256,000	\$256,000	\$0	\$0	\$0	\$0	\$0	\$0	\$0
\$53,000	Land	\$253,000	\$53,000	\$200,000	\$0	\$0	\$0	\$0	\$0	\$0
\$2,743,000	Construction	\$2,628,000	\$0	\$2,628,000	\$0	\$0	\$0	\$0	\$0	\$0
\$153,000	Overhead	\$157,000	\$16,000	\$141,000	\$0	\$0	\$0	\$0	\$0	\$0
\$3,205,000	<b>Total</b>	\$3,294,000	\$325,000	\$2,969,000	\$0	\$0	\$0	\$0	\$0	\$0
<b>More (Less) Than Prior Year Program:</b>		\$89,000	\$0	\$89,000	\$0	\$0	\$0	\$0	\$0	\$0

W805800 Whiskey Bottom Road Interconn

Class: Water

FY2019

Council Approved

**Project Status**

1. Current Status of This Project: Active
2. Action Take in Current Fiscal Year: Initiate Design
3. Action Required to Complete This Project: Design, Construction, and Performance

**Change from Prior Year**

1. Change in Name or Description: None
2. Change in Total Project Cost: Increased based on current estimate
3. Change in Scope: None
4. Change in Timing: None

Estimated Operating Budget Impact: Indeterminate

**Initial Total Project Cost Estimate**

FY 2018      \$3,205,000

**Financial Activity**

Expended	Encumbered	Total
April 1, 2017	\$0	\$0
April 1, 2018	\$630	\$630

Prior Year Project Total	Funding	Project Total	Prior Approval	Budget FY2019	Capital Program (\$000)					Beyond 6 Years
					FY2020	FY2021	FY2022	FY2023	FY2024	
\$3,205,000	Water Bonds	\$3,294,000	\$325,000	\$2,969,000	\$0	\$0	\$0	\$0	\$0	\$0
\$3,205,000	<b>Total</b>	\$3,294,000	\$325,000	\$2,969,000	\$0	\$0	\$0	\$0	\$0	\$0
<b>More (Less) Than Prior Year Program:</b>		\$89,000	\$0	\$89,000	\$0	\$0	\$0	\$0	\$0	\$0

W805900 Coriander Place WM Extension

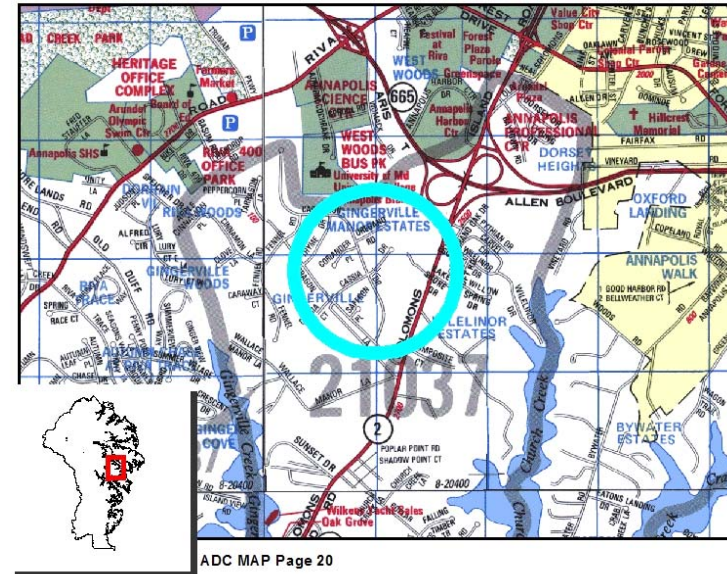
Class: Water

FY2019

Council Approved

**Description**

This project is for the design, right of way acquisition and construction of approximately 1,400 LF of water main along Coriander Place, and portions of Cardamon Drive and Oregano Drive



**Benefit**

This is a petition project and will provide water service to 15 properties.

**Amendment History**

Prior Year Project Total	Phase	Project Total	Prior Approval	Budget FY2019	Capital Program (\$000)					Beyond 6 Years
					FY2020	FY2021	FY2022	FY2023	FY2024	
	Plans and Engineering	\$107,000	\$0	\$107,000	\$0	\$0	\$0	\$0	\$0	\$0
	Land	\$8,000	\$0	\$8,000	\$0	\$0	\$0	\$0	\$0	\$0
	Construction	\$742,000	\$0	\$742,000	\$0	\$0	\$0	\$0	\$0	\$0
	Overhead	\$43,000	\$0	\$43,000	\$0	\$0	\$0	\$0	\$0	\$0
\$0	<b>Total</b>	\$900,000	\$0	\$900,000	\$0	\$0	\$0	\$0	\$0	\$0
	<b>More (Less) Than Prior Year Program:</b>	\$900,000	\$0	\$900,000	\$0	\$0	\$0	\$0	\$0	\$0

W805900 Coriander Place WM Extension

Class: Water

FY2019

Council Approved

**Project Status**

1. Current status of this project: New Project
2. Action taken in Current Fiscal Year: New Project
3. Action required to complete this project: New Project

**Change from Prior Year**

1. Change in Name or Description: New Project
2. Change in Total Project Cost: New Project
3. Change in Scope: New Project
4. Change in Timing: New Project

Estimated Operating Budget Impact: Indeterminate

**Initial Total Project Cost Estimate**

FY 0                      \$0

**Financial Activity**

	Expended	Encumbered	Total
April 1, 2017	\$0	\$0	\$0
April 1, 2018	\$0	\$0	\$0

Prior Year Project Total	Funding	Project Total	Prior Approval	Budget FY2019	Capital Program (\$000)					Beyond 6 Years
					FY2020	FY2021	FY2022	FY2023	FY2024	
	Water Bonds	\$900,000	\$0	\$900,000	\$0	\$0	\$0	\$0	\$0	\$0
\$0	<b>Total</b>	\$900,000	\$0	\$900,000	\$0	\$0	\$0	\$0	\$0	\$0
<b>More (Less) Than Prior Year Program:</b>		\$900,000	\$0	\$900,000	\$0	\$0	\$0	\$0	\$0	\$0

W806000 Banbury WM Extension

Class: Water

FY2019

Council Approved

**Description**

This project is for the design, right of way acquisition, and construction of approximately 1,600 LF of new water main along Banbury Road in the Gibson Island area.

**Benefit**

The water main will improve reliability of the Gibson Island PZ and increase available fire flow in the surrounding area.

**Amendment History**



Prior Year Project Total	Phase	Project Total	Prior Approval	Budget FY2019	Capital Program (\$000)					Beyond 6 Years
					FY2020	FY2021	FY2022	FY2023	FY2024	
	Plans and Engineering	\$102,000	\$0	\$102,000	\$0	\$0	\$0	\$0	\$0	\$0
	Land	\$7,000	\$0	\$7,000	\$0	\$0	\$0	\$0	\$0	\$0
	Construction	\$410,000	\$0	\$410,000	\$0	\$0	\$0	\$0	\$0	\$0
	Overhead	\$26,000	\$0	\$26,000	\$0	\$0	\$0	\$0	\$0	\$0
\$0	<b>Total</b>	\$545,000	\$0	\$545,000	\$0	\$0	\$0	\$0	\$0	\$0
	<b>More (Less) Than Prior Year Program:</b>	\$545,000	\$0	\$545,000	\$0	\$0	\$0	\$0	\$0	\$0



W806000 Banbury WM Extension

Class: Water

FY2019

Council Approved

**Project Status**

1. Current status of this project: New Project
2. Action taken in Current Fiscal Year: New Project
3. Action required to complete this project: New Project

**Change from Prior Year**

1. Change in Name or Description: New Project
2. Change in Total Project Cost: New Project
3. Change in Scope: New Project
4. Change in Timing: New Project

Estimated Operating Budget Impact: Indeterminate

**Initial Total Project Cost Estimate**

FY 0                      \$0

**Financial Activity**

	Expended	Encumbered	Total
April 1, 2017	\$0	\$0	\$0
April 1, 2018	\$0	\$0	\$0

Prior Year Project Total	Funding	Project Total	Prior Approval	Budget FY2019	Capital Program (\$000)					Beyond 6 Years
					FY2020	FY2021	FY2022	FY2023	FY2024	
	Water Bonds	\$545,000	\$0	\$545,000	\$0	\$0	\$0	\$0	\$0	\$0
\$0	<b>Total</b>	\$545,000	\$0	\$545,000	\$0	\$0	\$0	\$0	\$0	\$0
<b>More (Less) Than Prior Year Program:</b>		\$545,000	\$0	\$545,000	\$0	\$0	\$0	\$0	\$0	\$0

W806100 Hanover Rd Water Main Ext.

Class: Water

FY2019 Council Approved

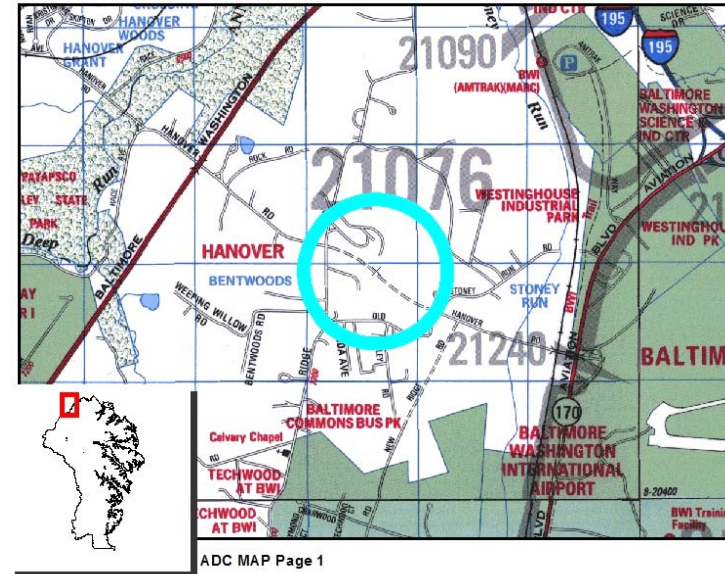
**Description**

This project is for the design, right-of-way acquisition, and construction of approximately 1,450 linear feet of 12" water main from Ridge Road to New Ridge Road in the Hanover area. This project is being done in conjunction with the road design under H566701.

**Benefit**

This project will complete an important water main loop, improve reliability, and increase available fire flow in the surrounding area.

**Amendment History**



Prior Year Project Total	Phase	Project Total	Prior Approval	Budget FY2019	Capital Program (\$000)					Beyond 6 Years
					FY2020	FY2021	FY2022	FY2023	FY2024	
	Plans and Engineering	\$63,000	\$0	\$63,000	\$0	\$0	\$0	\$0	\$0	\$0
	Land	\$8,000	\$0	\$8,000	\$0	\$0	\$0	\$0	\$0	\$0
	Construction	\$236,000	\$0	\$236,000	\$0	\$0	\$0	\$0	\$0	\$0
	Overhead	\$15,000	\$0	\$15,000	\$0	\$0	\$0	\$0	\$0	\$0
	Other	\$0	\$0	\$0	\$0	\$0	\$0	\$0	\$0	\$0
\$0	<b>Total</b>	\$322,000	\$0	\$322,000	\$0	\$0	\$0	\$0	\$0	\$0
	<b>More (Less) Than Prior Year Program:</b>	\$322,000	\$0	\$322,000	\$0	\$0	\$0	\$0	\$0	\$0

W806100 Hanover Rd Water Main Ext.

Class: Water

FY2019

Council Approved

**Project Status**

1. Current status of this project: New Project
2. Action taken in Current Fiscal Year: New Project
3. Action required to complete this project: New Project

**Change from Prior Year**

1. Change in Name or Description: New Project
2. Change in Total Project Cost: New Project
3. Change in Scope: New Project
4. Change in Timing: New Project

Estimated Operating Budget Impact: Indeterminate

**Initial Total Project Cost Estimate**

FY 0 \$0

**Financial Activity**

	Expended	Encumbered	Total
April 1, 2017	\$0	\$0	\$0
April 1, 2018	\$0	\$0	\$0

Prior Year Project Total	Funding	Project Total	Prior Approval	Budget FY2019	Capital Program (\$000)					Beyond 6 Years
					FY2020	FY2021	FY2022	FY2023	FY2024	
	Water Bonds	\$322,000	\$0	\$322,000	\$0	\$0	\$0	\$0	\$0	\$0
\$0	<b>Total</b>	\$322,000	\$0	\$322,000	\$0	\$0	\$0	\$0	\$0	\$0
<b>More (Less) Than Prior Year Program:</b>		\$322,000	\$0	\$322,000	\$0	\$0	\$0	\$0	\$0	\$0

W806200 Tanyard Springs Ln WM Ext.

Class: Water

FY2019

Council Approved

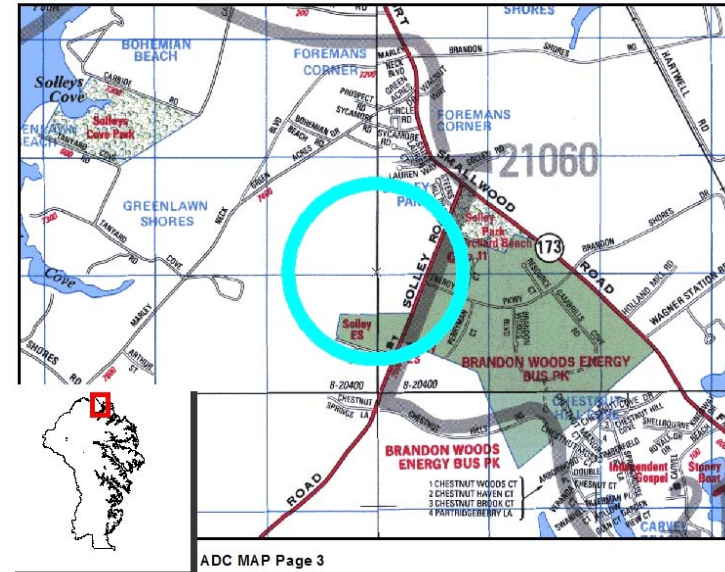
**Description**

This project is for the design, right of way acquisition, and construction of approximately 1,500 LF of 12" water main from the existing main at the end of Tanyard Springs Lane to Solley Road. This contract is in conjunction with H566901.

**Benefit**

This project will complete a dead end water main, improve reliability, and increase available fire flow in the surrounding area.

**Amendment History**



Prior Year Project Total	Phase	Project Total	Prior Approval	Budget FY2019	Capital Program (\$000)					Beyond 6 Years
					FY2020	FY2021	FY2022	FY2023	FY2024	
	Plans and Engineering	\$60,000	\$0	\$60,000	\$0	\$0	\$0	\$0	\$0	\$0
	Land	\$8,000	\$0	\$8,000	\$0	\$0	\$0	\$0	\$0	\$0
	Construction	\$214,000	\$0	\$214,000	\$0	\$0	\$0	\$0	\$0	\$0
	Overhead	\$14,000	\$0	\$14,000	\$0	\$0	\$0	\$0	\$0	\$0
\$0	<b>Total</b>	\$296,000	\$0	\$296,000	\$0	\$0	\$0	\$0	\$0	\$0
	<b>More (Less) Than Prior Year Program:</b>	\$296,000	\$0	\$296,000	\$0	\$0	\$0	\$0	\$0	\$0

W806200 Tanyard Springs Ln WM Ext.

Class: Water

FY2019

Council Approved

**Project Status**

1. Current status of this project: New Project
2. Action taken in Current Fiscal Year: New Project
3. Action required to complete this project: New Project

**Change from Prior Year**

1. Change in Name or Description: New Project
2. Change in Total Project Cost: New Project
3. Change in Scope: New Project
4. Change in Timing: New Project

Estimated Operating Budget Impact: Indeterminate

**Initial Total Project Cost Estimate**

FY 0                      \$0

**Financial Activity**

	Expended	Encumbered	Total
April 1, 2017	\$0	\$0	\$0
April 1, 2018	\$0	\$0	\$0

Prior Year Project Total	Funding	Project Total	Prior Approval	Budget FY2019	Capital Program (\$000)					Beyond 6 Years
					FY2020	FY2021	FY2022	FY2023	FY2024	
	Water Bonds	\$296,000	\$0	\$296,000	\$0	\$0	\$0	\$0	\$0	\$0
\$0	<b>Total</b>	\$296,000	\$0	\$296,000	\$0	\$0	\$0	\$0	\$0	\$0
<b>More (Less) Than Prior Year Program:</b>		\$296,000	\$0	\$296,000	\$0	\$0	\$0	\$0	\$0	\$0

W806300 Water Meter Repl/Upgrd

Class: Water

FY2019

Council Approved

**Description**

This is a multi-year project to support the replacement and upgrade of aging water meters. The project anticipates an annual replacement of approximately 5,500 meters from the total inventory of 142,000 metered accounts.

Location

Countywide

**Benefit**

Meter replacements will minimize revenue losses associated with the reduced accuracy of older meters. In addition, replacements of older meters with automatic meter reading technology will enable more accurate and efficient collection of information.

**Amendment History**

Prior Year Project Total	Phase	Project Total	Prior Approval	Budget FY2019	Capital Program (\$000)					Beyond 6 Years
					FY2020	FY2021	FY2022	FY2023	FY2024	
	Construction	\$10,626,000	\$0	\$1,771,000	\$1,771	\$1,771	\$1,771	\$1,771	\$1,771	
	Overhead	\$534,000	\$0	\$89,000	\$89	\$89	\$89	\$89	\$89	
\$0	<b>Total</b>	\$11,160,000	\$0	\$1,860,000	\$1,860	\$1,860	\$1,860	\$1,860	\$1,860	
	<b>More (Less) Than Prior Year Program:</b>	\$11,160,000	\$0	\$1,860,000	\$1,860	\$1,860	\$1,860	\$1,860	\$1,860	Multi-Yr

W806300 Water Meter Repl/Upgrd

Class: Water

FY2019

Council Approved

**Project Status**

1. Current status of this project: New Project
2. Action taken in Current Fiscal Year: New Project
3. Action required to complete this project: New Project

**Change from Prior Year**

1. Change in Name or Description: New Project
2. Change in Total Project Cost: New Project
3. Change in Scope: New Project
4. Change in Timing: New Project

Estimated Operating Budget Impact: Indeterminate

**Initial Total Project Cost Estimate**

FY 0 \$0

**Financial Activity**

	Expended	Encumbered	Total
April 1, 2017	\$0	\$0	\$0
April 1, 2018	\$0	\$0	\$0

Prior Year Project Total	Funding	Project Total	Prior Approval	Budget FY2019	Capital Program (\$000)					Beyond 6 Years
					FY2020	FY2021	FY2022	FY2023	FY2024	
	Water Bonds	\$6,696,000	\$0	\$1,116,000	\$1,116	\$1,116	\$1,116	\$1,116	\$1,116	
	Water PayGo	\$4,464,000	\$0	\$744,000	\$744	\$744	\$744	\$744	\$744	
\$0	<b>Total</b>	\$11,160,000	\$0	\$1,860,000	\$1,860	\$1,860	\$1,860	\$1,860	\$1,860	
<b>More (Less) Than Prior Year Program:</b>		\$11,160,000	\$0	\$1,860,000	\$1,860	\$1,860	\$1,860	\$1,860	\$1,860	Multi-Yr

W806400 Edgewater Beach Water Ext

Class: Water

FY2019

Council Approved

**Description**

Funds are requested for the design, right of way acquisition and construction of a water distribution system serving the Edgewater Beach Community. This will extended as part of a petition project.

**Benefit**

**Amendment History**



Prior Year Project Total	Phase	Project Total	Prior Approval	Budget FY2019	Capital Program (\$000)					Beyond 6 Years
					FY2020	FY2021	FY2022	FY2023	FY2024	
	Plans and Engineering	\$423,000	\$0	\$423,000	\$0	\$0	\$0	\$0	\$0	\$0
	Construction	\$4,454,000	\$0	\$0	\$4,454	\$0	\$0	\$0	\$0	\$0
	Overhead	\$246,000	\$0	\$21,000	\$225	\$0	\$0	\$0	\$0	\$0
\$0	<b>Total</b>	\$5,123,000	\$0	\$444,000	\$4,679	\$0	\$0	\$0	\$0	\$0
	<b>More (Less) Than Prior Year Program:</b>	\$5,123,000	\$0	\$444,000	\$4,679	\$0	\$0	\$0	\$0	\$0



W806400 Edgewater Beach Water Ext

Class: Water

FY2019

Council Approved

**Project Status**

1. Current status of this project: New Project
2. Action taken in Current Fiscal Year: New Project
3. Action required to complete this project: New Project

**Change from Prior Year**

1. Change in Name or Description: New Project
2. Change in Total Project Cost: New Project
3. Change in Scope: New Project
4. Change in Timing: New Project

Estimated Operating Budget Impact: Indeterminate

**Initial Total Project Cost Estimate**

FY 0                      \$0

**Financial Activity**

	Expended	Encumbered	Total
April 1, 2017	\$0	\$0	\$0
April 1, 2018	\$0	\$0	\$0

Prior Year Project Total	Funding	Project Total	Prior Approval	Budget FY2019	Capital Program (\$000)					Beyond 6 Years
					FY2020	FY2021	FY2022	FY2023	FY2024	
	Water Bonds	\$5,123,000	\$0	\$444,000	\$4,679	\$0	\$0	\$0	\$0	\$0
\$0	<b>Total</b>	\$5,123,000	\$0	\$444,000	\$4,679	\$0	\$0	\$0	\$0	\$0
<b>More (Less) Than Prior Year Program:</b>		\$5,123,000	\$0	\$444,000	\$4,679	\$0	\$0	\$0	\$0	\$0

X733700 Water Main Repl/Recon

Class: Water

FY2019

Council Approved

**Description**

This is a multi-year Water Infrastructure Investigation, Rehabilitation and Replacement Program. Numerous complaints of low pressure and dirty water indicate the need to investigate, rehabilitate or replace inadequate mains and service connections. Results of investigations and rehabilitation will require calibration and upgrade of the hydraulic model to accurately reflect system capacity. Additionally, data conversion and automation will be required to graphically display modeled capacity and infrastructure expansion. This is an ongoing program to replace 2" and 3" water mains and to rehabilitate or replace deteriorating 4" and larger water mains. Studies of the distribution network are also included in this project.

Location

Countywide

**Benefit**

To ensure the adequacy of the county's water distribution system.

**Amendment History**

Prior approval has been adjusted to show the closing of jobs on this project. Added \$2,000,000 via AMD #25 to Bill 23-14. Removed \$5m via AMD #19 to Bill 23-14. County Council removed \$250k via AMD #152 and added \$1,930,000 via AMD #190 and added \$1,680,000/year for FTs 17-21 via AMD #201 to Bill 29-15.

Prior Year Project Total	Phase	Project Total	Prior Approval	Budget FY2019	Capital Program (\$000)					Beyond 6 Years
					FY2020	FY2021	FY2022	FY2023	FY2024	
(\$798,863)	Plans and Engineering	(\$851,683)	(\$851,683)	\$0	\$0	\$0	\$0	\$0	\$0	
\$6,885	Land	\$6,885	\$6,885	\$0	\$0	\$0	\$0	\$0	\$0	
(\$18,094,026)	Construction	(\$19,914,436)	(\$19,914,436)	\$0	\$0	\$0	\$0	\$0	\$0	
(\$1,020,129)	Overhead	(\$1,103,770)	(\$1,103,770)	\$0	\$0	\$0	\$0	\$0	\$0	
\$77,507,987	Other	\$95,707,987	\$46,507,987	\$8,200,000	\$8,200	\$8,200	\$8,200	\$8,200	\$8,200	
\$57,601,854	<b>Total</b>	\$73,844,982	\$24,644,982	\$8,200,000	\$8,200	\$8,200	\$8,200	\$8,200	\$8,200	
<b>More (Less) Than Prior Year Program:</b>		\$16,243,128	(\$1,956,872)	\$2,000,000	\$2,000	\$2,000	\$2,000	\$2,000	\$8,200	Multi-Yr

X733700 Water Main Rep/Recon

Class: Water

FY2019 Council Approved

**Project Status**

1. Current Status Of This Project: Active
2. Action Taken In Current Fiscal Year: Small diameter water main, water lateral, and bonnet bolt replacement
3. Action Required To Complete This Project: Mult-Year

**Change from Prior Year**

1. Change In Name Or Description: Removed reference to changeout of aged meters. This will now be handled by the proposed Water Meter Rep/Upgrd project.
2. Change In Total Project Cost: Added FY24 funding, and increased annual allotment due to current and projected need.
3. Change In Scope: None
4. Change In Timing: None

**Estimated Operating Budget Impact:** Potential savings/cost avoidance

**Initial Total Project Cost Estimate**

FY 1985 \$1,200,000

**Financial Activity**

	Expended	Encumbered	Total
<b>April 1, 2017</b>	\$10,838,628	\$8,214,079	\$19,052,707
<b>April 1, 2018</b>	\$15,102,563	\$6,410,387	\$21,512,950

Prior Year Project Total	Funding	Project Total	Prior Approval	Budget FY2019	Capital Program (\$000)					Beyond 6 Years
					FY2020	FY2021	FY2022	FY2023	FY2024	
\$36,371,854	Water Bonds	\$49,744,982	\$17,764,982	\$5,330,000	\$5,330	\$5,330	\$5,330	\$5,330	\$5,330	
\$18,980,000	Water PayGo	\$23,800,000	\$6,580,000	\$2,870,000	\$2,870	\$2,870	\$2,870	\$2,870	\$2,870	
\$2,250,000	Bond Premium	\$300,000	\$300,000	\$0	\$0	\$0	\$0	\$0	\$0	
\$57,601,854	<b>Total</b>	\$73,844,982	\$24,644,982	\$8,200,000	\$8,200	\$8,200	\$8,200	\$8,200	\$8,200	
<b>More (Less) Than Prior Year Program:</b>		\$16,243,128	(\$1,956,872)	\$2,000,000	\$2,000	\$2,000	\$2,000	\$2,000	\$8,200	Multi-Yr

X764300 Water Proj Planning

Class: Water

FY2019

Council Approved

**Description**

Funds have been approved for preliminary planning, engineering, and cost estimating for proposed future Capital Water Projects. This will be a revolving fund that will be reimbursed as the future capital projects are established and funded in the Capital Budget.

Location

Countywide

**Benefit**

Provides for future planning of contemplated projects.

**Amendment History**

Prior approval has been adjusted to show the closing of jobs on this project. Switched \$1,210,000 of Bonds for PayGo via AMD #49 & 50 to Bill 46-13. Removed \$300,000 via AMD #18 to Bill 23-14. CC removed \$216k via AMD #43 to Bill 37-18.

Prior Year Project Total	Phase	Project Total	Prior Approval	Budget FY2019	Capital Program (\$000)					Beyond 6 Years
					FY2020	FY2021	FY2022	FY2023	FY2024	
(\$2,752)	Plans and Engineering	(\$2,752)	(\$2,752)	\$0	\$0	\$0	\$0	\$0	\$0	
(\$7,355)	Overhead	(\$7,355)	(\$7,355)	\$0	\$0	\$0	\$0	\$0	\$0	
\$1,674,530	Other	\$1,674,530	\$1,674,530	\$0	\$0	\$0	\$0	\$0	\$0	
\$1,664,423	<b>Total</b>	\$1,664,423	\$1,664,423	\$0	\$0	\$0	\$0	\$0	\$0	
<b>More (Less) Than Prior Year Program:</b>		\$0	\$0	\$0	\$0	\$0	\$0	\$0	\$0	Multi-Yr

X764300 Water Proj Planning

Class: Water

FY2019 Council Approved

**Project Status**

1. Current Status Of This Project: Active
2. Action Taken In Current Fiscal Year: Complete the following studies: Brockbridge WTM Corrosion Study, Broad Creek II WTP Rehab Study, Crofton Meadows Residuals Study, Broad Creek WTP Process Testing, and the Renewable Energy Study. Currently in design is the Potable Water Reuse Study, and WTP Residuals Study.
3. Action Required To Complete This Project: Multi-Year

**Change from Prior Year**

1. Change In Name Or Description: None
2. Change In Total Project Cost: Increase based on need to support future studies.
3. Change In Scope: None
4. Change In Timing: None

Estimated Operating Budget Impact: None

**Initial Total Project Cost Estimate**

FY 1993 \$300,000

**Financial Activity**

	Expended	Encumbered	Total
April 1, 2017	\$748,750	\$430,040	\$1,178,790
April 1, 2018	\$974,102	\$338,805	\$1,312,907

Prior Year Project Total	Funding	Project Total	Prior Approval	Budget FY2019	Capital Program (\$000)					Beyond 6 Years
					FY2020	FY2021	FY2022	FY2023	FY2024	
\$754,423	Water Bonds	\$754,423	\$754,423	\$0	\$0	\$0	\$0	\$0	\$0	
\$910,000	Water PayGo	\$910,000	\$910,000	\$0	\$0	\$0	\$0	\$0	\$0	
\$1,664,423	<b>Total</b>	\$1,664,423	\$1,664,423	\$0	\$0	\$0	\$0	\$0	\$0	
<b>More (Less) Than Prior Year Program:</b>		\$0	\$0	\$0	\$0	\$0	\$0	\$0	\$0	Multi-Yr

X787000 Water Storage Tank Painting

Class: Water

FY2019

Council Approved

**Description**

This project is initiated to ensure the integrity of the current inventory of elevated and ground storage water tanks and is part of an ongoing project to inspect, rehabilitate and paint the current inventory within an economically feasible period of time. Future tank rehabilitation/painting is programmed as follows:

Location

Countywide

**Benefit**

Preventive maintenance of infrastructure.

**Amendment History**

Prior approval has been adjusted to show the closing of jobs on this project. County Council removed \$1m via AMD #154, added \$357k via AMD #191, \$357k in FY17, \$357k in FY18, \$1,611,000 in FY20 and \$835k in FY21 and decreased \$835k in FY19 via AMD #202 to Bill 29-15.

Prior Year Project Total	Phase	Project Total	Prior Approval	Budget FY2019	Capital Program (\$000)					Beyond 6 Years
					FY2020	FY2021	FY2022	FY2023	FY2024	
\$2,174,870	Plans and Engineering	\$2,282,669	\$1,130,669	\$103,000	\$204	\$243	\$0	\$244	\$358	
\$30,490,292	Construction	\$29,307,397	\$18,311,397	\$1,891,000	\$1,784	\$1,744	\$1,994	\$1,750	\$1,833	
\$1,962,868	Overhead	\$1,853,859	\$1,244,859	\$100,000	\$100	\$100	\$100	\$100	\$109	
\$50,000	Other	\$50,000	\$50,000	\$0	\$0	\$0	\$0	\$0	\$0	
\$34,678,030	<b>Total</b>	\$33,493,925	\$20,736,925	\$2,094,000	\$2,088	\$2,087	\$2,094	\$2,094	\$2,300	
<b>More (Less) Than Prior Year Program:</b>		(\$1,184,105)	(\$5,542,105)	\$0	\$0	\$0	\$171	\$1,887	\$2,300	Multi-Yr

X787000 Water Storage Tank Painting

Class: Water

FY2019 Council Approved

**Project Status**

1. Current Status Of This Project: Active
2. Action Taken In Current Fiscal Year: Construction of, Arnold, Linthicum, Jacobsville, Jessup, and Broad Creek II GST. Design of Crofton Meadows.
3. Action Required To Complete This Project: Multi-Year  
 FY18: Jacobsville, Jessup, , Arnold ET, Broad Creek II GST  
 FY19: Broad Creek I, Central Ave, Arundel Mills, Crofton Sphere & MD City Evaluation  
 FY20: Crofton Meadows ET  
 \*Priorities will be reviewed annually. Rehabilitation sequencing may change.

**Change from Prior Year**

1. Change In Name Or Description: Moved future work timeline to Status section
2. Change In Total Project Cost: Increased FY22 & FY23, Added F24 Funding
- 3 Change In Scope: None
- 4 Change In Timing: None

Estimated Operating Budget Impact: None

**Initial Total Project Cost Estimate**

FY 1998 \$9,378,000

**Financial Activity**

	Expended	Encumbered	Total
April 1, 2017	\$12,717,918	\$6,568,701	\$19,286,619
April 1, 2018	\$8,573,507	\$7,774,794	\$16,348,301

Prior Year Project Total	Funding	Project Total	Prior Approval	Budget FY2019	Capital Program (\$000)					Beyond 6 Years
					FY2020	FY2021	FY2022	FY2023	FY2024	
\$18,019,030	Water Bonds	\$20,210,925	\$12,557,925	\$1,256,000	\$1,253	\$1,252	\$1,256	\$1,256	\$1,380	
\$14,756,000	Water PayGo	\$13,283,000	\$8,179,000	\$838,000	\$835	\$835	\$838	\$838	\$920	
\$1,903,000	Bond Premium	\$0	\$0	\$0	\$0	\$0	\$0	\$0	\$0	
\$34,678,030	<b>Total</b>	\$33,493,925	\$20,736,925	\$2,094,000	\$2,088	\$2,087	\$2,094	\$2,094	\$2,300	
<b>More (Less) Than Prior Year Program:</b>		(\$1,184,105)	(\$5,542,105)	\$0	\$0	\$0	\$171	\$1,887	\$2,300	Multi-Yr

**Y514200 Routine Water Extensions**

**Class: Water**

**FY2019 Council Approved**

**Description**

This project is for design, land acquisition and construction of minor extensions and minor projects identified by the department to the existing water system as petitioned by residents or determined necessary as an integral requirement of CIP Road Improvement that accommodate the road design and/or avoids future excavation of the new road infrastructure. It will also enable the Department of Public Works to respond to emergency situations mandated by the Maryland Department of the Environment for water service.

**Location**

Construction of major extensions (those estimated to cost more than \$250,000) are programmed and budgeted as separate capital projects.

**Countywide**

**Benefit**

Provides for orderly service expansion.

**Amendment History**

Prior approval has been adjusted to show the closing of jobs on this project. County Council removed \$200k via AMD #30 to Bill 31-16. Removed \$200k via AMD #68 to Bill 36-17. Removed \$200k via AMD #45 to Bill 37-18.

Prior Year Project Total	Phase	Project Total	Prior Approval	Budget FY2019	Capital Program (\$000)					Beyond 6 Years
					FY2020	FY2021	FY2022	FY2023	FY2024	
(\$367,073)	Plans and Engineering	(\$389,515)	(\$389,515)	\$0	\$0	\$0	\$0	\$0	\$0	
(\$62)	Land	(\$1,929)	(\$1,929)	\$0	\$0	\$0	\$0	\$0	\$0	
(\$592,135)	Construction	(\$592,814)	(\$592,814)	\$0	\$0	\$0	\$0	\$0	\$0	
(\$52,644)	Overhead	(\$53,791)	(\$53,791)	\$0	\$0	\$0	\$0	\$0	\$0	
\$2,750,825	Other	\$2,750,825	\$1,750,825	\$0	\$200	\$200	\$200	\$200	\$200	
\$1,738,911	<b>Total</b>	\$1,712,775	\$712,775	\$0	\$200	\$200	\$200	\$200	\$200	
<b>More (Less) Than Prior Year Program:</b>		(\$26,136)	(\$26,136)	(\$200,000)	\$0	\$0	\$0	\$0	\$200	Multi-Yr



**Y514200 Routine Water Extensions**

**Class: Water**

**FY2019 Council Approved**

**Project Status**

1. Current Status Of This Project: Active
2. Action Taken In Current Fiscal Year: Feasibility studies for Heritage Harbor Water Takeover and Banbury Rd Water Main, Coriander Place/Gingerville Manor and Hanover Rd Water Main Extension. Evans Road and Tanyard Springs Lane WM Extension in design.
3. Action Required To Complete This Project: Multi-Year

**Change from Prior Year**

1. Change In Name Or Description: None
2. Change In Total Project Cost: Added FY 24 funding
3. Change In Scope: None
4. Change In Timing: None

**Estimated Operating Budget Impact:** Less than \$100,000 per year

**Initial Total Project Cost Estimate**

FY 1968                      \$94,000

**Financial Activity**

	<b>Expended</b>	<b>Encumbered</b>	<b>Total</b>
<b>April 1, 2017</b>	\$75,369	\$240,675	\$316,045
<b>April 1, 2018</b>	\$144,693	\$257,437	\$402,130

<b>Prior Year Project Total</b>	<b>Funding</b>	<b>Project Total</b>	<b>Prior Approval</b>	<b>Budget FY2019</b>	<b>Capital Program (\$000)</b>					<b>Beyond 6 Years</b>
					<b>FY2020</b>	<b>FY2021</b>	<b>FY2022</b>	<b>FY2023</b>	<b>FY2024</b>	
\$1,738,911	Water Bonds	\$1,712,775	\$712,775	\$0	\$200	\$200	\$200	\$200	\$200	
\$1,738,911	<b>Total</b>	\$1,712,775	\$712,775	\$0	\$200	\$200	\$200	\$200	\$200	
<b>More (Less) Than Prior Year Program:</b>		(\$26,136)	(\$26,136)	(\$200,000)	\$0	\$0	\$0	\$0	\$200	Multi-Yr

This page intentionally blank