

Approved Current Expense Budget and Budget Message



F
I
S
C
A
L

Y
E
A
R

2
0
1
5

Laura Neuman
County Executive

Approved Current Expense Budget and Budget Message

Laura Neuman
County Executive

Karen Cook
Chief Administrative Officer



John R. Hammond
Budget Officer

Anne Arundel County Council

John J. Grasso
Chairperson

Daryl Jones
Derek Fink
G. James Benoit
Dick Ladd
Chris Trumbauer
Jerry Walker

Prepared By

The Office of the Budget
Anne Arundel County, Maryland

Assistant Budget Officers

Kurt Svendsen

Jessica Leys

Budget and Management Analysts

Billie Penley

Hujia Hasim

Wayne Greska

Administrative Support

Michele Kirby

This Page Intentionally Blank

Table of Contents

FY2015 Approved Budget

BUDGET MESSAGE

County Executive’s Budget Address	i
Long Term Goals	1
Budget Overview	4
Financial Policies.....	19
Financial Summaries	21
Position Summary	31
Budget Highlights	34

CURRENT EXPENSE BUDGET

Revenue Section

Revenue Summary – General Fund.....	39
Revenue Summary – Other Funds	57
Revenue Detail – General Fund	65
Revenue Detail – Other Funds.....	74

Expenditure Section

Legislative Branch	
County Council (County Auditor & Board of Appeals).....	84
Executive Branch	
County Executive	91
Office of Law	98
Office of Administrative Hearings.....	104
<u>Administrative Core Group</u>	
Chief Administrative Officer.....	107
Office of Central Services.....	115
Office of Finance.....	129
Office of Finance (Non-Departmental).....	137
Office of Budget.....	154
Office of Personnel.....	160
Office of Information Technology	168
<u>State Agencies</u> (treated as part of Executive Branch for funding and service coordination)	
Board of Education.....	174
Community College	178
Public Libraries	180
<u>Land Use and Environment Core Group</u>	
Office of Planning and Zoning	183
Department of Inspections and Permits.....	190
Department of Public Works.....	201

Human Services Core Group

Department of Aging	221
Department of Recreation and Parks	233
Health Department	244
Department of Social Services	255

Public Safety Core Group

Police Department	262
Fire Department	272
Department of Detention Facilities	280

State Agencies (County funded but not assigned to Executive Branch)

Circuit Court.....	289
Orphans’ Court.....	292
Office of the State’s Attorney.....	295
Office of the Sheriff	298
Board of License Commissioners	304
Board of Supervisors of Elections	307
Cooperative Extension Service	310

Other

Ethics Commission.....	312
Partnership for Children, Youth & Families	315

Glossary	317
-----------------------	-----

APPENDIX

Annual Report, Water and Wastewater Operating Fund	320
Listing of Long Term Contracts	321
Grants Listing.....	332
ABAO and Amendments	340
Capital Budget and Program	484

Budget Message by County Executive Laura Neuman

Mr. Chairman
Members of the County Council
Cabinet Members
Elected Officials
Honored Guests
Fellow County Employees
and all Citizens of Anne Arundel County

Good Morning!

First, I want to thank Chairman Grasso and all the members of the County Council. It's been sometimes interesting, occasionally frustrating but, overall, a pleasure to work with all of you over the last year.

We may not always agree but we are always committed to keeping the lines of communication open with the common goal of serving the citizens of our County.

With us today, there are also several new members of my administration. In every hire, I have looked for the best person for the job. Every person in my administration is committed to transparency, accountability and a fiscally conservative approach to managing taxpayer dollars. They all have choices about where they go to work every day and they have chosen to serve their community.

Also present today are employee representatives, school board members and elected officials. Our county is experiencing unprecedented collaboration – with the employee groups in dealing with complex and difficult

issues, with the City of Annapolis to partner on joint initiatives to improve our quality of life and save taxpayer dollars (I had no idea when I took office that this would be the first time the city and county would collaborate – or even speak – in decades), with surrounding counties (we have already partnered with Howard County on transportation to improve service to our citizens and save hundreds of thousands of dollars) and, finally, with the school system for increased funding for school construction and to ensure our schools are a priority!

I'm pleased that Mamie Perkins, our Interim Superintendent of Schools is joining us today. Mamie has done an exceptional job over the last year and it has truly been a pleasure to work with her. My only regret is that she will not be joining us on a permanent basis.

WOW! It is hard to believe it has been a year since I stood before you delivering my first budget address just a few short months in office. I told you then that the budget represented a new chapter and a fresh start for Anne Arundel County... committed to increasing efficiencies, fiscal responsibility and open, collaborative government. And this remains true today.

This budget message is full of good news! I am proud of how hard we have worked to improve our government during the past year and I want to share some of those accomplishments with you today.

Everything we have done has been in the spirit of more efficient, collaborative and transparent government. We

Budget Message by County Executive Laura Neuman

took a hard look at how we do business and have identified ways to increase efficiencies and save taxpayer dollars.

When I took office our county was facing a challenging time financially. In the previous administration, we had just experienced four consecutive years of tax increases and two of the largest property tax increases since the tax cap was implemented in 1994...and the largest tax increase since 1984. Reserve funds, the Retiree Healthcare Fund and the Contingency fund had all been raided to balance the budget. We were also facing a structural deficit due to the prior administration using one-time revenue to cover on-going debt – a practice that is not financially sustainable.

Before we go forward, let's review last year's budget... It's been widely reported that last year's budget included an overall increase of \$72 million. Let's set the record straight. The actual increase in the operating revenue was \$38.7 million. This increase was largely due to an improved economy. The additional \$33.8 million was one time fund balance.

In fact, the total increase in the operating budget for FY14 of \$38.7 paid for things like increased Maintenance of Effort, shifting of teacher pension costs, public safety and employee pension costs.

The \$33.8 million of **one-time** money was used to restock the Rainy Day fund, OPEB and PAYGo (which supports the capital budget). This IS the most fiscally

prudent way to use one-time funds, rather than to pay for ongoing debt.

In fact, in FY14, we continued to have a structural deficit but we were able to reduce it. In the coming year, FY15, the structural deficit has again been decreased and we are working to eliminate it altogether.

Despite these considerable challenges, I was able to turn the tide and cut the property tax increase by 2/3 in my first year in office.

We've come along way.

I am happy to report today that this positive trend continues. My Fiscal Year 2015 budget proposal includes a property tax rate cut – the first property rate tax cut in five years!

And there's more good news...

Additionally, there will be NO increase in public water and wastewater bills!

While saving taxpayers money, we are stabilizing county government. This budget also fully funds our Rainy Day reserve fund for the first time in **seven years** and corrects long-neglected unfunded liabilities such as OPEB. This is all possible due to increased efficiency.

The Retiree Health Care Fund was an issue long-ignored by previous administrations, which led to a massive build-up of unfunded liability...an unfunded liability really

Budget Message by County Executive Laura Neuman

means future deficit! No one was willing to tackle this sensitive and difficult issue – but I DID, along with the County Council! My administration worked hard to fix an unsustainable debt. Now, due to the passage of Bill 85-13, and in collaboration with each of you, the County is on a path to be able to meet required funding levels without bankrupting the County and passing it on to taxpayers.

The Fiscal Year 2015 operating budget totals \$1.3 billion and the capital budget totals \$244.2 million. After four years of property tax rate increases, we are reducing the tax rate without cutting essential services or depleting our savings. In fact, my budget proposal

- increases services through improved processes,
- invests in public safety and
- for the first time in three years provides funding to cover a four-shift schedule in the Fire Department, eliminating excessive overtime.

This budget is well-planned and supports my priorities to save money through improved efficiencies as we continue to strengthen and expand our delivery of services... by

- investing in technology enhancements
- equipping and training our workforce to do their jobs more effectively and efficiently
- and modernizing our infrastructure and
- growing our economy.

But we cannot do this alone....which is why I called on the citizens of our great county to get involved. Citizens should have a seat at the table in everything we do. And boy did they deliver with the Commission on Excellence.

Commission on Excellence

Last year, I shared my early experiences of what I encountered when coming into office. Shocking was the word I most often used to describe what I saw first-hand every day.

We have spent the last year looking at how and why we do business the way we do... and the dated practices and processes in place that need to be updated. Updated with

- modern,
- sensible and
- new systems to move our County forward.

One of my first acts as County Executive was to establish the Commission on Excellence. Before I go into what they were tasked to do and what they accomplished, let me first recognize the 47 citizens (some of whom are here with us today) who made up the Commission on Excellence.

They possess a variety of professional backgrounds, skills and expertise. I thank them for their tireless work

Budget Message by County Executive Laura Neuman

and dedication to finding new ways of doing business with our government in order to make it easier, more productive and efficient.

I established the Commission in the spirit of open and transparent government. Their goal was to conduct a top-to-bottom review of how our government operates. Members of the Commission were provided with unprecedented, unfettered access to 19 county departments and their daily operations. After thorough interviews with their respective department assignments, the Commission identified a number of strengths, weaknesses and opportunities to improve efficiency across all areas of county government.

In fact, the Commission made over 200 recommendations and I'm pleased to share that we've already implemented over a dozen of their recommendations. They didn't do all that hard work just to have a report sit on the shelf... it is a working document used to inform our decisions every day.

While many of the recommendations were specific to individual departments, a number of common themes were reflected in their reports. The most notable were:

- technology,
- workforce and
- processes.

TECHNOLOGY

I have been outspoken about the state of technology in our county.

Whether it is

- applying for a building permit,
- reserving a field for a youth sports league, or
- reporting a pothole in need of repair,

the Commission found that many of our current processes are paper-based and time-intensive. We need to provide residents a way to interact that is more efficient and responsive.

This past year we moved from the Groupwise email system to Google Mail, which allows us to better communicate with

- citizens,
- other jurisdictions
- and each other.

We also made technological enhancements to our public safety sector by upgrading their communications equipment and supplying them with iPads.

This budget proposal allocates \$1.2 million to continue planning for major objectives for information technology in Fiscal Year 2015 and beyond. We are working to implement a base of technology that will support enhancements to County processes, procedures and systems while also reducing the long-term cost of operations and capital requirements.

Budget Message by County Executive Laura Neuman

A major initiative that will begin this year is to look at integrating interagency systems to provide

- seamless information flow,
- reduce labor costs and
- increase efficiencies and public access to services.

In the next couple of years, the most notable of our effort will focus on our land use agencies:

- the Office of Planning and Zoning,
- the Department of Inspections and Permits
- and the Department of Public Works.

I don't have to tell you that investing in fully-functioning, useful technology can be very expensive and we are doing our best to balance the price of long-overdue upgrades by saving money in other areas. Therefore, these upgrades will be phased in over the next few years. The previous administration spent \$6.5 million on a new public safety system, which never worked. We are **planning**, to ensure success in project management and implementation.

As we continue to update technology throughout the county, citizens and employees will see improved response times in service delivery as well as resolutions to age-old broken systems and processes.

WORKFORCE

When it came time for all the county departments to present their individual budget requests to my

Administration I made it very clear to each of them: with the exceptions of public safety, there will be NO NEW POSITIONS.

Our county has cut 281 positions over the last few years, even as our population has grown by almost 6%. I wanted to ensure we became a more efficient organization rather than adding positions. I asked every department to take a hard look at how they were doing business and to find innovative ways to improve their daily operations; including making it easier for employees to be more effective and efficient in their jobs at the highest level possible.

Our workforce is our greatest asset and we are fortunate to have a county that has so many dedicated and hard-working individuals delivering essential services to our citizens every day. I've had the opportunity to meet many of them myself – from snow plow operators to librarians – and I cannot say enough about how impressive so many of them are and how much they care about their community. We had lost the "service" in public service...but it's coming back!!

One of my biggest surprises, especially coming out of a recession, was how many long-time employees were nearing retirement. We face challenges in maintaining the skilled and knowledgeable workforce needed to provide the highest quality of services to our communities. Training was non-existent when I came into office.

Budget Message by County Executive Laura Neuman

I want us to work with our local resources - such as our award-winning Anne Arundel Community College - to develop training and certification programs specifically tailored for jobs serving the community. The Department of Inspections and Permits has already taken the Commission on Excellence's recommendation and is currently working with the college to develop a unique training program for their inspectors. I support substantive training and continuing education.

Therefore, I have allocated \$262,000 in order to reinstate the employee training and tuition reimbursement program. This is the first time in seven years that money has been allocated in support of this program. Our employees hear every day that our job is to serve the citizens of this county. We need to make sure they have the training necessary to do the job well.

If we fail to recognize, reinforce and reward hard work, we stand to lose a valuable resource. I will continue to challenge department heads to take a close look at their departments' business practices and restructure where necessary. But we also have a responsibility to provide employees the tools and training they need in order to deliver the highest quality of service to our citizens.

PROCESSES

And finally the Commission made recommendations about our business processes in the county. Duplicate processes between departments can create unnecessary

costs. In every area, we are evaluating more efficient, cost-effective measures. Currently, we are considering

- consolidating the operations at the county's maintenance garage,
- centralizing the management of office space and
- partnering with other jurisdictions when purchasing large equipment such as county vehicles and police and fire equipment that may offer opportunities to reduce costs.

But there are a few exceptions and, since I am absolutely committed to transparency, you need to know about them.

Did you know that we outsource prisoner transport? This was done by the former administration as a cost-cutting option. This is not an option! Last year, in the prior administration, a prisoner escaped while being transported from the jail to the courtroom by the private vendor. Some things cannot be outsourced or cut out of the budget. Nothing is more important than public safety and in my Administration; we will bring this back in-house.

Along those lines, in Anne Arundel County, we do not have central booking capability for our law enforcement agencies. In fact, we are the only large jurisdiction that does not have a central booking facility. It was one of the first observations of the new police chief, Kevin Davis.

In our county, when someone is arrested and going to the detention center, we handle booking though one of

Budget Message by County Executive Laura Neuman

our 4 district police stations. This practice is inefficient and expensive. It takes police officers off of our streets for a significant amount of time in order to process a prisoner. Without a consistent, efficient approach to processing criminals, we face the possibility that one will be treated differently than another...and this is simply unacceptable. It opens us up to being challenged in a court case. Human error should not enter the discussion when we are talking about taking bad guys off the street.

Mental health issues – a big issue for counties, states and the country. Mental health issues continue to increase as a serious concern in our society. We will spend over \$300,000 at the Detention Center specifically to deliver treatment and counseling to inmates suffering from mental health ailments. It is one approach to attempting to reduce the amount of repeat offenders incarcerated due to mental health issues.

This is just the start of my commitment to addressing mental health in our community.

There are some roles that are central to county government. In every area, my Administration will continue to become more efficient and improve our delivery of services through the implementation of well-planned processes that are practical and exercise good fiscal management, while balancing the need for public safety.

PUBLIC SAFETY

We deliver essential services to our citizens every day but one of the most valuable services we provide is public safety. Our police department has been persistently understaffed and stretched to its limits for a number of years. Staffing shortages result in increased overtime expenditures.

I have been outspoken in my commitment to investing in police, fire and detention, and I have made it clear that adding more police officers over the next few years as well as replacing an aging fleet of vehicles and equipment are priorities. I have also advocated to forward-fund a new police academy.

This budget proposes the addition of 20 new police officers in FY15, which will support staffing 18 full-time officers county-wide and increase law enforcement presence at Arundel Mills by 2 officers.

We will also continue investing in our police fleet. I was surprised to find out that we order new cars without back-up cameras as a cost-cutting measure. It seemed fundamental to me that every police vehicle should have a back-up camera but I needed data.

I requested the information and found out that 1/3 of police-involved accidents are back-up related. The addition of back-up cameras will reduce the occurrence of related accidents saving

- time,

Budget Message by County Executive Laura Neuman

- resources and
- taxpayers' money.

I am committed to building a new police academy in the next few years. This budget dedicates \$708,000 to begin design work as we plan for a new police academy in the future. I have said many times, and will continue to say, that if you don't think we need a new academy, please join me for a visit. There aren't sufficient words to describe the facility, so suffice it to say – if you can make it through that dump, then you've earned the job!

In Fiscal Year 2014, I allocated funds to begin the upgrade of the Fire Department's outdated radio communications system that is not capable of communicating with our neighboring jurisdictions such as Prince Georges County, Baltimore City, Baltimore County, BWI Airport or the State of Maryland. Our county has no cross-jurisdictional coordination capability!

In my proposed Fiscal Year 2015 budget, \$1 million is dedicated to the next phase of upgrades to increase interoperability with our surrounding state and local jurisdictions... and ensure that our Fire Department is P25 compliant, meaning it meets the FCC standard for Public Safety voice communications.

Anne Arundel County citizens deserve no less when it comes to public safety.

Our basic communications support for all first response agencies is outdated. There is also \$3.5 million included

to modernize the radio system infrastructure used by our public safety sectors. Their current communications system will be at the end of its service life within the next two years.

While we're talking about the Fire Department, let me express my appreciation for Chief Cox and how hard he has worked to find a number of ways to directly cut costs while still realizing efficiencies throughout this past year. Chief Cox has worked for the Fire Department for 26 years – first as a volunteer and then as career...now that's a public servant.

I asked Chief Cox for a plan to reduce costs while still providing optimal service to the community. His list of cost-cutting improvements is too long to detail (seems he's been building his list of ways to save money and improve the department for the last 26 years) but includes the following:

- Changed Fire Academy Recruit Training procedures to allow recruits with firefighting experience to complete the process faster. This allows the Department to place **trained** recruits quickly - to fill staffing vacancies and reduce overtime costs.
- Cancelled the purchase of a ladder truck (85% of our fire calls are medical emergencies and we were sending a ladder truck out on every call) and instead purchased 6 ambulances that were desperately needed.

Budget Message by County Executive Laura Neuman

- Implemented a policy to have ambulances (in lieu of fire trucks) respond to emergency medical calls that might require additional personnel. This reduces unnecessary mileage, and wear and tear on these critical and costly apparatus. This was also a suggestion we heard from the community.
- Placed two Basic Life Support Ambulances in-service... by cross staffing the units with existing personnel from fire suppression units.
- Enhanced medical services staffing at the Herald Harbor and Galesville Fire Stations, which improved the ISO ratings for those two areas, saving our citizens money on homeowners insurance. We had communities where there were more people on a trash truck than a fire truck.
- Implemented a Rapid Dispatch Protocol that reduced 911 call processing times by 50%. Our protocol was recognized and emulated both locally and nationally.

These efforts are saving real dollars and improving the efficiency of our Fire Department!

Bond Ratings/Rainy Day Reserve Fund

You will often hear me say that I manage the county's finances as if they were my own. I am fiscally conservative and careful with our county's finances. A

healthy Rainy Day fund strengthens our credit-worthiness with bond-ratings agencies, saves money and improves efficiency. I am happy to report that this year the three major bond-ratings agencies gave Anne Arundel County high marks for our structurally sound financial management, our positioning for future growth, our ideal location, our strong workforce and above-average wealth.

We have been taken off "negative outlook" with all 3 agencies this past year because of our strong management and good financial policies that have guided our county toward maintaining fiscal stability.

The Retiree Health Care Fund was raided during the previous administrations, which led to massive growth in this unfunded liability. While previous administrations were unwilling to tackle this difficult issue, my administration took it on and made some hard decisions. Now the County is on a path to meet its required funding levels without bankrupting the county and without asking our taxpayers to foot the bill.

The ratings agencies have clearly noticed that we have

- lived within our means,
- we have made tough financial decisions and
- invested in good fiscal management,

which ultimately saves taxpayers' money. In Fiscal Year 2014 we dedicated \$20.3 million to the Rainy Day reserve fund, without raising taxes. This fund had been depleted in prior years as a result of budget deficits.

Budget Message by County Executive Laura Neuman

This budget proposes to dedicate another \$3.3 million to the Rainy Day reserve fund, bringing the balance to the maximum level permitted by the County Code - \$48 million. Keeping healthy savings accounts improves our credit, reduces financial risk and frankly, it is a good business practice.

While I am pleased with the progress we have made in the past two bond ratings reviews, my goal is for Anne Arundel to receive a Triple A rating from all three of the agencies which strengthens our financial stability even more.

EDUCATION

We have a strong public school system with premier programs that are a model for the entire state. Anne Arundel County is proud to have 12 nationally recognized Blue Ribbon schools. This budget includes \$603 million for the public school system budget and adds \$7 million over last year's school budget. The total funding for the school system, with all funding sources is close to \$1 billion.

Last year, we allocated \$7,517 per student. Calvert and Queen Anne's counties, which are both wealthier counties than Anne Arundel, provide lower levels of funding than we do.

Over 51 percent of the Fiscal Year 2015 budget is devoted to the Board of Education.

I support pay raises for teachers across the board and this budget proposal includes a 3% increase for teachers over what was funded in Fiscal Year 2014.

We have a \$2 billion backlog of capital projects in the county, with over 65% as school projects. At our current rate, we will **never** recover the backlog. As a result, I have allocated \$150,000 in the budget and, in partnership with the school board, we will conduct a collaborative study that will look at best practices in school construction nation-wide. Currently, school construction is at \$400 per square foot.

We will work together to find ways to eliminate the backlog.

There has been much discussion about the need for more schools. I agree that we need a 13th high school...and I would like to see it in Crofton. As we consider construction on any school, we work closely with the IAC, a state agency, to ensure we qualify for the maximum state match. This leverages every taxpayer dollar.

Currently we do not qualify for any matching funds for a high school in Crofton. For the county to assume this entire liability would stress an already massive capital budget for school construction. We are working closely with the state as they evaluate the need to provide matching funding for the school. And we will continue to fight for a high school in Crofton.

Budget Message by County Executive Laura Neuman

I have also fought hard to ensure that the replacement of Severna Park High School remains funded... according to the Board of Education's schedule to be built in two years.

I personally met with the Treasurer, Nancy Kopp, and the Comptroller Peter Franchot. I invited him for a visit to see for himself the importance of providing funding this year so we can keep this project on track. I am committed to moving forward to replace Severna Park High School. We will break ground this year!

In addition, this budget continues funding for several Board of Education capital projects including:

Annapolis Elementary School

Crofton Elementary School

Mills-Parole Elementary School

Rolling Knolls Elementary School

Benfield Elementary School

West Annapolis Elementary School

Lothian Elementary School

Open space classroom enclosures and

All day kindergarten and pre-kindergarten additions

An important part of the inter-connected team serving the citizens of Anne Arundel county is our county delegation. I would like to thank them for working to secure state funding and protect the interests and priorities of our county. During the 2014 legislative session, their hard work resulted in increased state assistance for the Board of Education, community college and the Health Department.

Closing

In closing, I am proud to submit this Fiscal Year 2015 budget proposal.

It is a fiscally responsible budget that focuses on my priorities of

- saving money,
- investing in public safety,
- maximizing our reserve funds,
- ending structural debt,
- planning for our future,
- improving services and efficiencies throughout the County and
- provides a property tax rate cut!

This budget accomplishes all of these objectives with

- No new taxes;
- AND No new fees;

Budget Message by County Executive Laura Neuman

I am proud of the hard work over the last 14 months. Our county government is headed in the right direction and we are not going to stop!

I have enjoyed serving and meeting the fine citizens of our great county, listening to your concerns and ideas, and celebrating the pride we all share in making our county a leader in the state. You make Anne Arundel Proud!

Thank you for the opportunity to present my Fiscal Year 2015 budget proposal.

Budget Message Long Term Goals

FY2015 Approved Budget

This section provides an overview to the Anne Arundel County Performance Assessment Initiative. As a first step, a document entitled Long Term Goals, Objectives, and Outcome Indicators has been published on the County's web site (see link below).

<http://www.aacounty.org/Budget/Resources/FY09Performance.pdf>

The County is constantly seeking to improve county operations and services. Performance Measurement is one of the tools used to do this. Anne Arundel County's performance measures are integrated into the annual budget to ensure accountability and establish the link between resources and results.

The performance measures shown in the budget represent but a few of the many measures used to facilitate the management of the various functions of government. Despite this fact, over 400 such performance measures are shown in the budget.

A key challenge to making this multitude of performance measures useful to the overall budgetary decision-making process is to relate these various functions of government to the vision and long-term goals of the organization. This relationship between the functions of each department and the long term goals of the organization is shown in the matrix provided on the last page of this section.

Within each of these larger goal areas, outcome indicators have been developed and are reported on in the above mentioned document. The accomplishments and objectives shown in that document represent the County's plan of action to achieve the County's long term goals and improve performance as measured by each outcome indicator.

While the Current Expense Budget identifies a large number of these accomplishments and objectives, and some specific performance measures, these do not tell the whole story. One of goals of the Performance Assessment Initiative is to provide summarized or high level information of this sort while also providing links to more detailed and comprehensive information of this sort on a departmental basis.

The budget planning process is not undertaken in the vacuum of annual increments but is instead guided by the vision and long term goals presented on the following page. This vision itself is not developed in isolation but has emerged as a result of the County's comprehensive planning framework, the core of which is the General Development Plan, or GDP (see link below).

<http://www.aacounty.org/PlanZone/LongRange/GDP.cfm>

The GDP is a comprehensive land use plan prepared in compliance with State requirements and guidelines. It is a policy document that is formally adopted by the County Council. The plan is used by the County in making decisions about growth and development, land preservation, resource protection, and the provision of infrastructure and services over a 10 to 20 year planning horizon. The County has had a GDP since 1968, with updates in 1978, 1986, and 1997. The planning process for the 2008 update to the GDP began in the summer of 2007 and extended into the winter of 2009. A Draft GDP was made available for public review in January of 2009, and the plan was approved by the County Council under Bill No. 64-09 on October 19, 2009.

It is expected that the vision and long term goals articulated in this document, and which serves as the underpinning to the County's Performance Assessment Initiative, will be updated consistent with the updated GDP.

Budget Message Long Term Goals

FY2015 Approved Budget

Vision

Anne Arundel County will continue to be a place that values and strives to protect the natural and cultural environment, where opportunities exist to live in a variety of well-designed and maintained neighborhoods and communities. It will be a place where a healthy local economy will provide jobs, and people can travel by foot, bicycle, car and transit to nearby employment areas and to a variety of educational, recreational and commercial services. Anne Arundel County will strive to provide the best educational and public safety services while maintaining a high quality of life for all of its citizens.

Long Term Goals

1. Public Education – to build a working relationship with the Board of Education to provide for the needs of the children of the County, and to support the Community College and Library in the provision of life-long learning environments and services to all citizens of Anne Arundel County.
2. Public Safety – to provide a safe and secure environment to everyone who lives, works and conducts business in Anne Arundel County.
3. Environmental Stewardship and Managing Growth– to protect and maintain the character of the various types of communities throughout the County, including the revitalization of older communities and the preservation of agricultural land.
4. Fiscal Management – to adhere to conservative financial policies and continually strive to efficiently utilize available resources.
5. Transportation – to establish and maintain a transportation plan and program that is compatible with the County’s land use, growth management, environmental and economic development priorities.
6. Economic Development – to attract and retain business investment, focusing on those companies that maintain economic balance, that respect our quality of life on the magnificent Chesapeake Bay, and

that provide quality, high paying jobs to Anne Arundel County citizens.

7. Health – to educate the public about health hazards and promote programs that increase awareness, detection and early detection of harmful diseases.
8. Recreation – To expand services to residents at low cost to enjoy the benefits of preserving our natural resources, and contribute to a healthy and active community by improving trails, parks and activities.

Accomplishments and Objectives

The Departments and State Agencies funded by the County budget collectively contribute to the accomplishment of these goals. In the Expenditure Detail section of the Budget, a mission statement is provided for each department along with a listing of key accomplishments over the past year and key objectives for the coming year. A selection from the many performance measures used by each department in managing its work is also presented in the Expenditure Detail section.

The accomplishments and objectives shown for each department are driven by the pursuit of the long-term goals expressed above and their inter-relationships are represented in the matrix shown on the opposite page.

Long Term Goals by Agency or Department

Departments & State Agencies	1	2	3	4	5	6	7	8
County Executive	✓	✓	✓	✓	✓	✓	✓	✓
Office of Law				✓				
Admin Hearings			✓	✓				
Chief Admin. Officer	✓	✓	✓	✓	✓	✓	✓	✓
Central Services				✓				
Finance				✓				
Budget	✓	✓	✓	✓	✓	✓	✓	✓
Personnel				✓				
Info Technology	✓	✓	✓	✓	✓	✓	✓	✓
Bd. Of Education	✓			✓			✓	✓
Community College	✓			✓		✓	✓	✓
Libraries	✓			✓				
Planning & Zoning			✓	✓	✓	✓		✓
Inspections & Permits			✓	✓		✓		✓
Public Works	✓		✓	✓	✓	✓	✓	✓
Aging			✓	✓	✓			✓
Recreation & Parks			✓	✓			✓	✓
Health	✓	✓		✓	✓			
Social Services		✓		✓				
Police		✓		✓				
Fire		✓		✓				
Detention		✓		✓				
Circuit Court		✓		✓				
Orphan's Court				✓				
State's Attorney		✓		✓				
Sheriff		✓		✓				
License Commissioners		✓		✓				
Elections				✓				
Coop Extension Service				✓			✓	✓

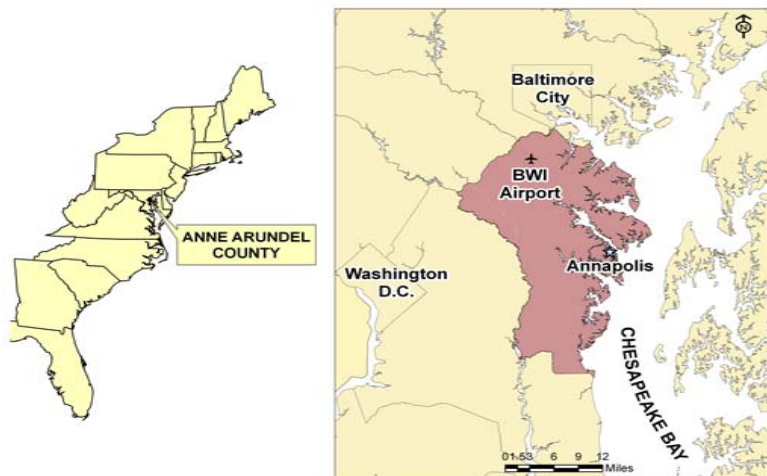
Numeric Key to Goals

1. Public Education
2. Public Safety
3. Environmental Stewardship and Managing Growth
4. Fiscal Management
5. Transportation
6. Economic Development
7. Health
8. Recreation

Budget Message Budget Overview

FY2015 Approved Budget

Anne Arundel County is located thirteen miles east of Washington, D.C., with Baltimore City and Baltimore County as its northern boundary and the Chesapeake Bay as the county's entire eastern boundary. The County is also bordered by Howard County to the west, Prince George's County to the southwest and Calvert County at its southern tip. Situated within the Atlantic Coastal Plain, the elevation rises from sea level along its coast to approximately 300 feet in the northern part. The County terrain which varies from level plains to gentle rolling hills is well drained by its streams and rivers into the Chesapeake Bay. The area of the County is 416 square miles.



Annapolis, the County's seat as well as the capital of Maryland, remains the County's largest incorporated area. Annapolis serves not only as a government center, but also as the focus of boating and tourism for the Chesapeake Bay region. The city perhaps is best known as the home of the United States Naval Academy. With more than 534 miles of coastline, the County is naturally known for boating and water sports, fishing, crabbing, water skiing, sailing and swimming. But that's just the beginning. For nature lovers, there are 2 state parks, over 70 county parks, and several nature preserves. The County also houses numerous greenways, including the 13-mile Baltimore and Annapolis Trail where walkers, runners, bicyclists and equestrians pass sunny mornings and afternoons.

For most of its 350 year history, Anne Arundel County consisted of the City of Annapolis and largely rural and agricultural tracts of land. Particularly during the last several decades, the nature of land use has changed in the county and its population has increased. Although much of the County retains a rural and agricultural character, large areas of the County have become suburbs that are closely linked to the Baltimore-Washington metropolitan area.

Housing Statistics 2012

	Estimate	%	U.S.
Total Housing Units	215,991		
Occupied Housing Units	201,934	93.5%	87.6%
Owner-occupied	149,254	73.9%	63.9%
Renter-occupied	52,680	26.1%	36.1%
Vacant Housing Units	14,057	6.5%	12.4%
Median Value	\$320,900	N.A.	\$171,900

Source: U.S. Census Bureau, 2012 American Community Survey

Population Characteristics 2012

	Estimate	%	U.S.
Total Population	550,488		
Male	272,014	49.4%	49.2%
Female	278,474	50.6%	50.8%
Median Age (years)	38.6	N.A.	37.4
Under 5 years	34,751	6.3%	6.3%
18 years and over	425,115	77.2%	76.5%
65 years and over	69,851	12.7%	13.7%

Source: U.S. Census Bureau, 2012 American Community Survey 1-Year Estimates

**Budget Message
Budget Overview**

FY2015 Approved Budget

Some key demographic statistics over the past decade are depicted below:

Demographic Statistics						
Fiscal Year	Population	Per Capita Income	State Per Capita Income	U.S. Per Capita Income	Public School Enrollment	Unempl Rate
1996	467286	\$29,012	\$27,393	\$24,175	71,824	4.10%
1997	472356	\$30,659	\$28,666	\$25,334	72,707	3.80%
1998	477749	\$32,704	\$30,317	\$26,883	73,775	3.70%
1999	484800	\$34,407	\$31,796	\$27,939	74,663	3.20%
2000	491394	\$37,425	\$34,256	\$29,843	74,495	2.90%
2001	497045	\$39,594	\$36,203	\$30,562	75,094	2.80%
2002	504884	\$40,483	\$37,092	\$30,795	74,798	3.10%
2003	507769	\$41,825	\$38,153	\$31,466	74,519	3.60%
2004	513259	\$45,283	\$40,499	\$33,090	74,000	3.40%
2005	516171	\$47,823	\$42,405	\$34,741	73,633	3.50%
2006	517698	\$50,728	\$44,858	\$37,725	73,111	3.30%
2007	520503	\$52,977	\$46,839	\$35,506	73,495	3.00%
2008	525304	\$54,835	\$48,864	\$40,947	73,658	3.80%
2009	532395	\$53,163	\$47,419	\$38,637	74,782	6.70%
2010	539390	\$54,019	\$48,621	\$39,791	75,481	7.10%
2011	544818	\$56,270	\$50,656	\$41,560	76,303	6.60%
2012	550488	\$59,711	\$53,816	\$43,735	77,770	6.11%
2013	554743	\$59,849	\$54,230	\$43,513	79,403	6.00%

Fort Meade, including its tenant organizations such as the National Security Agency, Defense Information Schools, the Environmental Protection Agency, etc., is the county's largest employer. Reflective of the county's reliance upon government as an employer, the County's top ten government employers account for nearly four times the number of employees than the county's top ten private employers.

See the below link for a listing of Anne Arundel County's Top Ten Government Employers & Top Ten Private Sector Employers:

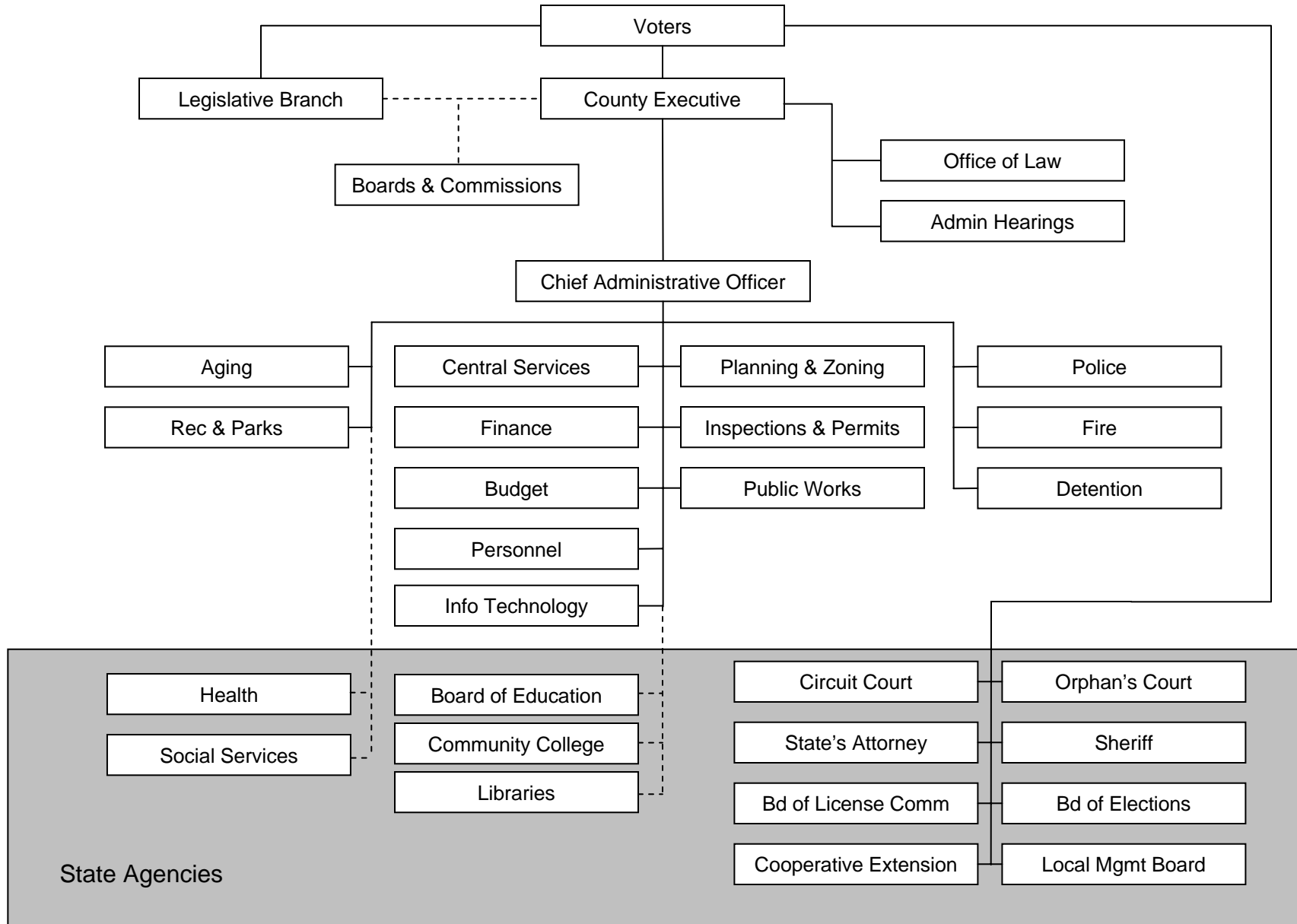
<http://www.aedc.org/partnerships-businesses/top-employers>

Based on the recommendations from the federal Base Realignment and Closure Commission (BRAC), Anne Arundel County expects 9,000 – 14,000 more jobs through the next five plus years connected directly and indirectly to the operations, activities and mission of Fort Meade. Up to 20,000 private contractors could follow thus creating 40,000 to 60,000 jobs in the County. In response, Anne Arundel County established a BRAC Task Force on March 1, 2007. The purpose of the task force is to help Anne Arundel County prepare a plan to address the community impact associated with BRAC.

The County's economic base has broadened with the growth of high technology industries around the Baltimore-Washington International Airport and the Parole areas near Annapolis. Other major employers are shown below. Commercial employment has grown, spurred in part by the construction of large shopping malls and smaller shopping centers.

Northwest Anne Arundel County, anchored by the National Security Agency, BWI Airport, and Fort George G. Meade, is rich with opportunity as companies cluster around the County's strategic assets. These public and private enterprises have fueled tremendous economic growth and represent the heartbeat of the informatics corridor.

Anne Arundel County, Maryland



Budget Message Budget Overview

FY2015 Approved Budget

The “form” of the comprehensive budget for FY2015 follows closely the requirements set forth in the County Charter. Section 703 of the Charter defines the comprehensive scope of the budget to include three things: the budget message, the current expense budget, and the capital budget and capital program.

In the comprehensive budget for FY2015, these three things take the form of three separate documents each of which conform to the content requirements set forth in Section 706 of the Charter. In addition to meeting these Charter-mandated content requirements, each document also attempts to meet the awards criteria set forth by the Government Finance Officers Association for their Distinguished Budget Presentation Awards Program. Finally, any additional material required by the County Council as provided for under the Charter that is not otherwise included in these three documents is provided in appendices and/or supplements to these documents.

Therefore, the broad outline of the Comprehensive Budget for FY2015 is as follows:

1. The Budget Message
2. The Current Expense Budget
3. The Capital Budget and Program

In addition to the requirements regarding the content of the County budget, the County Charter also provides, in sections 610, 704 and 705, specific requirements with respect to the process of formulating both the Current Expense Budget and the Capital Budget and Program.

The steps of the annual budget process for both the Current Expense Budget and the Capital Budget and Program can be organized according to the following four phases:

1. Departmental Preparation and Affordability Recommendation
2. Review and Recommendation
3. Executive Review and Proposal
4. Legislative Review and Approval

The budget process is designed to encourage citizen input during each phase. The process is described on the following pages, and is summarized in the time-line figure shown at the conclusion of this section.

Phase 1: Departmental Preparation and Affordability Recommendation

Capital Budget and Program – September through January

County departments receive capital budget preparation instructions in early September. Under the direction of the Chief Administrative Officer, the Department of Public Works Engineering Bureau and Office of the Budget, collectively steer this phase of the capital budget preparation process. For FY2015, as is typically the case, this phase concluded at the end of January with the transmission by the Budget Officer to the Office of Planning and Zoning an itemized list of the capital projects which each agency proposes to undertake in the ensuing fiscal year and the next succeeding five fiscal years thereafter for review and recommendation by the Planning Advisory Board, comprised of citizens appointed by the County Executive.

Current Expense Budget – December through February

County departments receive overall budget preparation guidance from the Chief Administrative Officer in early December. For FY2015, as is typically the case, departments were required to submit their requests and supporting materials to the Budget Officer by early February. Section 704 of the County Charter requires this to occur no later than 120 days prior to the end of each fiscal year, or about March 1.

Budget Message Budget Overview

FY2015 Approved Budget

(An exception to this deadline for both the Capital and Current Expense Budgets is made for the Board of Education, for which state law sets a March 1 deadline for requests to the County government.)

Affordability Recommendation – October through January

There is a Spending Affordability Committee comprised of citizens appointed by the County Executive and confirmed by resolution of the County Council that makes advisory recommendations to the Office of the Budget, the County Executive, and the County Council relating to spending affordability including County spending levels to reflect the ability of the taxpayer to finance County services and long-term debt. The Committee's recommendations are provided in a report finalized by the end of January.

Phase 2: Review and Recommendation

Planning Advisory Board Review and Recommendation – February through March

The Planning Advisory Board, comprised of citizens appointed by the County Executive and responsible for review and recommendation of the General Development Plan, related Small Area Plans, and the Water and Wastewater Master Plans, reviews the itemized list of the capital projects which each agency proposes to undertake in the ensuing fiscal year and the next succeeding five fiscal years, and typically makes an interim recommendation by early March.

Administrative Review and Recommendation – February through March

The Chief Administrative Officer and the Budget Officer review the department requests, both operating and capital, during the month of February for accuracy, consistency with county goals, need, and affordability. The Chief Administrative Officer with the assistance of the Budget Officer considers the Spending Affordability Committee's recommendations and the Planning Advisory Board's recommendations, and recommends to the County Executive a comprehensive budget including both the Current Expense Budget and the Capital Budget and Program. This recommendation is typically made by early March.


Phase 3: Executive Review and Proposal

From early-March through mid-March, the County Executive holds a series of meetings with budget staff and with departments to discuss departmental requests and related recommendations. Final decisions are made in early April, and the Proposed Comprehensive Budget document is prepared for presentation to the County Council on May 1.

Phase 4: Legislative Review and Approval

Following the presentation by the County Executive of the proposed comprehensive budget on May 1, the County Council holds budget hearings throughout the month of May. By Charter, the County Council can reduce, but not increase, budgets for county departments. An exception is made for the Board of Education budget which can be increased or reduced by the County Council in accordance with state law. However, the total county budget cannot exceed that proposed by the County Executive.

Throughout the month of May, the County Council holds public hearings in different parts of the county to receive citizen input on the proposed budget. The Administration, primarily through the Office of Budget, provides detailed supplementary information to the county Auditor's Office for its review. The county Auditor's Office makes recommendations on the budget to the Council. The Council votes on proposed amendments to the County Executive's recommended budget. After all amendments have been considered, the County Council votes on the entire budget and sets the property tax rate. By Charter, the County Council must adopt the budget no later than June 15th, otherwise the Proposed Comprehensive Budget stands adopted.



Budget Message Budget Overview

FY2015 Approved Budget

Fund Accounting

At the heart of government finances is the concept of fund accounting. Governments create funds to account for related expenses and revenues. For example, the Water and Sewer Operating Fund contains the budget to run the County's water supply and wastewater treatment system and the revenues collected (primarily user charges) to pay for the system. The use of fund accounting is one of the basic requirements of generally accepted accounting principles (GAAP) for government and one of the major differences between governmental and commercial accounting. It requires separate record keeping for each individual fund a government uses.

All of the County's funds fall into one of three categories: Governmental Funds, Proprietary Funds, and Fiduciary Funds. Within the Governmental Funds category, there are four primary types: the General Fund, Special Revenue funds, Capital Project funds and Debt Service funds. Within the Proprietary Funds category, there are two primary types: Enterprise funds and Internal Service funds. Within the Fiduciary Funds category, there are two primary types: Pension Trust funds and Agency funds.

Every fund that is accounted for is not necessarily subject to appropriation in the current expense budget. The following funds are reported in the County's Comprehensive Annual Financial Report (CAFR) but are not subject to appropriation in the current expense budget:

General County Capital Projects Fund – This fund accounts for all resources received and used for the acquisition or development of major capital improvements. Appropriations for expenditure of these resources are made through the Capital Budget.

Impact Fee Fund – This special revenue fund accounts for impact fees collected from developers to pay a share of the cost of school and road capacity improvements necessitated by development. Disbursements are made from these funds to the General County Capital Projects Fund as eligible expenditures are incurred. Appropriations for the expenditure of these resources are made through the Capital Budget.

Agency Funds – These fiduciary funds account for deposits that are collected and held on behalf of individuals, organizations, or other

governments. Since agency funds report only assets and liabilities, these funds are not subject to appropriation.

Pension Trust Fund – This fiduciary fund accounts for the activity of the Anne Arundel County Retirement and Pension System. Employer and employee contributions are paid into this system and invested to provide guaranteed pension benefits after retirement. Because these contributions and investment earnings are not County monies, but are held in Trust, expenses related to the Pension Trust Fund are not subject to appropriation in the current expense budget.

All funds other than the General Fund that are subject to appropriation in the current expense budget are collectively referred to in this document as "other funds."

Budget Message Budget Overview

FY2015 Approved Budget

A brief description of the major fund types within which each of these “other funds” are categorized follows:

The **General Fund**: is probably the most visible part of the County budget. It includes the budgets to pay for police and fire protection, maintain roads and plow the snow, operate the detention centers, provide grants to community social service agencies and a host of other activities, including the County’s contribution toward the operation of the County schools, community college and library system. The revenue to support the general fund comes primarily from local property and income taxes.

Special Revenue Funds: a number of County revenues can only be spent for specific purposes. Examples of such special revenue funds include the reforestation, Laurel impact fee, and workforce development funds. Beginning with the FY2009 Budget, all grant revenues are accounted for in a new Grants Special Revenue Fund. Previously, such grant revenues were accounted for in the General Fund. This change is one component of an overall Countywide effort to better manage and control the grants management process.

Enterprise Funds: some government operations are fully supported by revenues they generate. The water and wastewater utility fund is an example.

Internal Service Funds: Some government departments operate purely to support other local agencies. For example, the self insurance fund provides insurance coverage for County government agencies and charges their respective funds for the cost. Other internal funds include the central garage funds, and the health insurance fund.

These “other funds” and the department to which they are assigned are shown in the chart on the following page.

Departmental Assignments of Other Funds

	County Executive	Chief Admin. Office	Central Services	Finance (non-dept)	Personnel	Inspections & Permits	Public Works	Rec & Parks	Police	Detention Facilities	Local Mgmt. Board
Enterprise Funds											
Utility Operations							✓				
Utility Debt Service							✓				
Maryland City Altern. Minimum Tax							✓				
Solid Waste							✓				
Solid Waste Financial Assurance							✓				
Child Care								✓			
Internal Service Funds											
Self-Insurance			✓								
Health Insurance					✓						
Central Garage - Operations Fund			✓								
Central Garage - Replacement Fund			✓								
Special Debt Service Fund											
IPA Debt Service				✓							
Special Revenue Funds											
Whitmore Garage			✓								
Developer Street Light Installation							✓				
Forfeit & Asset Seizure								✓			
Piney Orchard WW Service							✓				
Partnership for Children, Youth & Families											✓
Laurel Impact Fee	✓										
Inmate Benefit										✓	
Reforestation						✓					
Workforce Development		✓									
Community Development		✓									
Grants Fund	Specific sub-funds assigned to each department receiving grants.										
Impact Fee											
Video Lottery Impact Fee Fund	Specific sub-funds assigned to each department receiving VLT funds.										
Watershed Protection and Restoration Fund							✓				
Tax Increment Financing and Special Tax District Funds											
Nursery Road Tax Increment				✓							
West County Tax Increment				✓							
Farmington Village Special Tax District				✓							
Park Place Tax Increment				✓							
Arundel Mills Tax Increment				✓							
Parole Tax Increment				✓							
Nat'l Business Park Tax Dist				✓							
Dorchester Special Tax District				✓							

Special Community Benefit Districts, and Erosion Control and Waterway Improvement Districts
(These districts are community-initiated and are not assigned to a particular Department)

Board of Education, Community College, and Library
(Funds have been established to accommodate appropriation of all funding sources for these component units)

Budget Message Budget Overview

FY2015 Approved Budget

GAAP Basis of Accounting

The basis of accounting refers to the timing of when revenues and expenditures are reported in financial documents. The County presents financial statements in its Comprehensive Annual Financial Report (CAFR) in accordance with GAAP.

The governmental funds are reported using the current financial resources measurement focus and the modified accrual basis of accounting. Revenues are recognized when measurable and available. Expenditures are generally recorded when incurred. In accordance with GAAP, the County considers revenue collected within 90 days of the end of the fiscal year as being available, except for property taxes, which must be collected within 60 days. Therefore, when revenues have not been received within these availability periods, they have been deferred into a future fiscal year.

The proprietary funds are reported using the economic resources measurement focus and the accrual basis of accounting. Revenues are recognized when earned, and expenses are recognized when a liability is incurred, regardless of the timing of cash flows.

Budgetary Basis of Accounting

The budgetary basis of accounting determines when a government charges expenditure to a budget appropriation, or when it credits revenue to its Funds for budgeting purposes. Although the County presents financial statements in its CAFR in accordance with GAAP, the budget is adopted on a modified cash basis. The major areas of difference between the two bases of accounting are as follows:

- For budgetary purposes, expenditures are recognized when encumbered. Under GAAP, encumbrances are classified as a reservation of fund balance.
- For budgetary purposes, grant revenue is recognized when the grant-related reimbursable expenditures are made. Under GAAP, these revenues are recognized when measurable and available.
- For budgetary purposes, depreciation expense is not appropriated, but capital outlays are. Under GAAP, in the proprietary funds, capital outlay transactions are recorded as an increase in capital assets, and depreciation expense is recognized on an annual basis regardless of when a capital asset is actually replaced.

In recognition of these differences, companion financial statements are presented in the CAFR according to the budgetary basis of accounting.

Appropriation Control

Section 706 of the County Charter requires the County Executive to classify proposed expenditures within the current expense budget "by agency, character and object." The nature of this classification is left to the discretion of the County Executive. The current expense budget classifies department (i.e., agency) expenditures by sub-departments (i.e., character) and seven expense objects including Personal Services, Contractual Services, Supplies & Materials, Business & Travel, Capital Outlay, Debt Service, and Grants, Contributions & Other.

Section 715 prohibits the expenditure of funds in excess of the amounts appropriated under this general classification of expenditure. The specific level of appropriation control is identified in exhibits A, B and C which are part of the Annual Budget and Appropriations Ordinance a copy of which is included in the appendix to the Approved Current Expense Budget.

Amendment to the Budget

The County Charter, Section 711 allows appropriations in a fiscal year to be transferred between general classifications of expenditure within the same department with the approval of the County Executive. Transfers between departments may be made only on the recommendation of the County Executive and approval of the County Council.

Section 712 provides that during any fiscal year, the County Council, upon the recommendation of the County Executive, may by ordinance make additional, supplementary or emergency appropriations as long as they do not exceed the amount of funds certified as being available by the Controller.

Budget Message Budget Overview

FY2015 Approved Budget

Balanced Budget

Section 710 (c) of the County Charter provides that the County budget shall be adopted in the Annual Budget and Appropriation Ordinance and "balanced as to proposed income and expenditures". The County encourages commitment to a balanced budget through the preparation, management and execution of the yearly budget.

The FY2015 Budget is balanced.

One-Time Revenues

One-time revenues are defined as revenue sources that cannot be relied upon over time. One time revenues are generally utilized to fund capital projects or to enhance reserves.

Statement of Contingency Reserves

Under Section 706 (a) of the County Charter, contingency reserves are limited to 3% of general and other fund appropriations. A General Fund contingency account is typically funded under the Office of the Chief Administrative Officer. The FY2015 Budget includes \$10,795,900 in this reserve account, or 0.8% of total General Fund appropriations.

Revenue Reserve Fund

Section 8-107 of the Anne Arundel County Code creates a revenue reserve account known as the Rainy Day Fund. The Revenue Reserve Fund is a continuing, non-lapsing account in which funds are retained to support appropriations if general fund revenues fall below revenue estimates during a fiscal year. Pursuant to Section 8-107(b) the budget as proposed by the County Executive and approved by the County Council may contain an appropriation to the Revenue Reserve Fund. This contribution must not cause the balance of this fund to exceed 10% of the estimated average aggregate annual revenue derived from the income tax, real property transfer tax, recordation tax, and investment income of the General Fund in the three fiscal years preceding the fiscal year for which the appropriation is made.

Section 8-107(d) allows the County Executive with the approval of the County Council, to authorize a transfer from the Revenue Reserve Fund to the General Fund in the current expense budget if: (1) revenues for the current fiscal year will be below the estimated revenues relied on to fund the current expense budget, and (2) all reasonable reductions in expenditures have been made and will not be sufficient to offset the anticipated shortfall. Clearly, strict standards govern the use of this fund.

In FY2009 and FY2010 a total of \$32.75 million of the Revenue Reserve Fund was used. The County Council added \$5 million in FY2012, \$1 million in FY2013, and \$ 20.3 million in FY2014. The FY2015 Budget transfers \$3.3 million to the Fund bringing the balance to the maximum level permitted by the County Code.

Budgetary Fund Balance

Fund Balance is the difference between the assets and liabilities of a governmental fund. It is always divided into two separate pieces: a "reserved" piece and an "unreserved" piece. The "unreserved" piece is generally the amount available for new spending. In some instances, a portion of this "unreserved" fund balance may be "designated" (or planned) for a particular purpose. The Budgetary Fund Balance represents the amount of net assets that are available for appropriation, consistent with the Budgetary Basis of Accounting. Budgetary Fund Balance data as of the end of the previous fiscal year is obtained from the County's Comprehensive Annual Financial Report (CAFR).

**Budget Message
Budget Overview**

FY2015 Approved Budget

Pension Fund

The County has established a proprietary pension system for County employees and affiliated groups. The employee contribution requirements for each employer defined benefit plan in the Retirement System are set by County legislation. The County's annual contribution is based on annual actuarial valuations. The table below provides the actuarial assumptions, funding methods and contributions related to the FY2013 financial statements.

For FY2015, the County is again funding the actuarially recommended amounts for the four plans:

Employees' Plan	\$24,943,780
Police Plan	\$18,805,398
Fire Plan	\$15,388,377
Detention and Sheriffs Plan	\$6,215,127

	<u>Employees Plan</u>	<u>Police Plan</u>	<u>Fire Plan</u>	<u>Detention Plan</u>
Contribution rates:				
County	Legislated amount	Legislated amount	Legislated amount	Legislated amount
Plan members				
Tier One	4.00%	5.00% to 7.25%	5.00% to 7.25%	5.00% to 6.75%
Tier Two	-	Not applicable	Not applicable	Not applicable
Annual Pension Cost (APC)	\$23,958,375	\$18,934,063	\$16,409,138	\$6,006,849
Contributions made	\$23,958,375	\$18,934,063	\$16,409,138	\$6,006,849
Actuarial valuation date	January 1, 2013	January 1, 2013	January 1, 2013	January 1, 2013
Actuarial cost method	Projected unit credit	Projected unit credit	Projected unit credit	Projected unit credit
Amortization method	Level % of payroll	Level % of payroll	Level % of payroll	Level % of payroll
Remaining amortization period	Range 21-30 yrs 5-yr smoothed market	Range 21-30 yrs 5-yr smoothed market	Range 21-30 yrs 5-yr smoothed market	Range 22-30 yrs 5-yr smoothed market
Asset valuation method				
Actuarial assumptions:				
Investment rate of return	4.50%	4.50%	4.50%	4.50%
Inflation rate	3.50%	3.50%	3.50%	3.50%
Projected salary increases	Varies by age 4.0% to 7.0%	Varies by age 4.5% to 6.5%	Varies by age 3.5% to 7.0%	Varies by age 4.75% to 6.5%
Cost of living adjustments:				
Benefits earned prior to 2/97	3.00%	3.50%	3.50%	3.50%
Benefits earned thereafter	2.10%	2.10%	2.10%	2.10%

Source: FY2013 Comprehensive Annual Financial Report

**Budget Message
Budget Overview**

FY2015 Approved Budget

Other Post Retirement Funds

Retirees of the Primary Government, Library, and Economic Development continue to receive medical coverage. The Primary Government pays eighty percent of the cost. These retirees have the option of retaining dental and vision coverage, but must pay the full cost of these benefits. Health benefits are provided to retirees through an agreement between the Primary Government and the Police labor union, and are extended to others by administrative policy.

Board of Education employees who are eligible to receive retirement benefits from the State Retirement Agency and are members of the Board’s group medical insurance plan may elect to continue membership in the Board’s group medical, dental, and vision plans after retirement. The Board funds 80% of the premiums for medical and prescription drug coverage for employees hired on or before September 15, 2002. For employees hired after September 15, 2002, the Board funds a portion of the premiums ranging from 25% with 10 years of service to 75% with 20 or more years of service. No Board funding is provided for dental and vision plan coverage. The Board maintains separate medical coverage plans for active employees and retirees, and the retiree plan is rated separately based on claims experience of the retiree group.

The Community College provides medical, dental, and vision benefits to eligible retirees who are enrolled in medical coverage at the time of retirement. The benefit levels, employee contributions, and employer contributions are governed by and may be amended by the College Board of Trustees. Retirees are eligible for these benefits if they have a minimum of 10 years of service and meet the eligibility requirement of their State of Maryland or other optional pension plans. The College contributes to the cost of retirees’ benefits at a rate of 2.5% for each year of service, and employees must have at least 10 years of service to qualify. The maximum paid by the College is 75%. Retirees have no vested rights to these benefits.

The number of individuals eligible to participate in the plans is presented on below. Inactive includes both retirees and those who are terminated and vested.

	<u>Active</u>	<u>Inactive</u>	<u>Total</u>
Primary Government	3,685	2,185	5,870
Board of Education	8,569	4,485	13,054
College	296	270	566
Library	<u>172</u>	<u>122</u>	<u>294</u>
Total	<u>12,722</u>	<u>7,092</u>	<u>19,784</u>

The Government Accounting Standards Board (GASB) has issued Statements 43 and 45 (effective in FY07 and FY08, respectively), which pertain to reporting requirements for other post retirement benefits. This will require governments to accrue the liability and expense of these benefits over the working career of employees, rather than recognize the cost when paid. For FY2014, the annual required contribution to fully fund this accrued liability in conformance with GASB is approximately \$80 million.

The Administration has evaluated the impact of these statements, and in FY2015 is committed to the implementation of a multi-year plan toward funding this accrued liability. The FY2015 budget contributes \$20.7 million to the OPEB Fund.

In addition, the County created the Benefits Collaborative Study Group as a result of the passage of Resolution 50-11 adopted by the County Council on September 6, 2011. This group was created to review existing employment and post-employment benefits provided by the County and report recommendations on fair and equitable reductions of continued benefits. As a result of the Final Report of the Benefits Collaborative Study Group, Bill 85-13 was passed changing the health benefit structure for employees and retirees. All savings associated with these actions are committed to future contributions to the Reserve Fund for Retiree Health Benefits.

**Budget Message
Budget Overview**

Debt Limit

The Annotated Code of Maryland, Article 25A, Section 5P provides that the aggregate amount of bonds and other evidences of indebtedness outstanding at any one time shall not exceed a total of 6% of the assessable basis of real property of the county and 15% of the county’s assessable basis of personal property and operating real property.

In compliance with State Code, Section 9-101 of the County Code authorizes the County Council to approve the issuance of general obligation bonds up to a limit of 5.2% of the assessable basis of real property and 13% of the assessable base of personal property and certain operating real property of the County. Section 9-103 of the Code allows general obligation water and sewer bonds to be issued up to a debt limit of 5.6% of the assessable basis of real property and 14% of the assessable base of personal property and certain operating real property within the County’s sanitary district. The following calculation of the County’s legal debt margin is taken from the Comprehensive Annual Financial Report (CAFR) for the period ending 6/30/2013:

	General Bonds	Water and Wastewater
Relevant Limitation percentages	5.2%/13%	5.6%/14%
Charter imposed limitation	\$4,197,492,032	\$4,162,859,778
Bonded debt outstanding		
Installment Purchase Agreements	13,625,000	0
Long-term serial bonds	875,041,717	418,433,173
Long-term serial bonds, Solid Waste	26,028,283	0
Tax increment bonds	90,815,000	0
Bond anticipation notes	0	0
	1,005,510,000	418,433,173
Legal debt margin	\$3,191,982,032	\$3,744,426,605

Statement of Long-Term Outstanding Debt

As of April 2014

(per 6/30/13 CAFR plus March 2014 Bond Issue)

General Improvements Bonds	997,341,717
Solid Waste Bonds	30,628,283
Water and Wastewater Utility Bonds	497,633,175
Installment Purchase Agreements	13,625,000
State & Federal Loans	3,888,091
Tax Increment Bonds	90,815,000
Total Debt Outstanding	1,633,931,266

(Source: Preliminary Official Statement dated March 2014)

Statement of Debt Service Requirements

Funding Source	FY2013 Actual	FY2014 Estimate	FY2015		
			Total	Principal	Interest
General Fund					
- General County	42,630,793	43,579,400	44,557,000	29,411,100	15,145,900
- Board of Education	58,599,882	62,319,300	67,691,800	42,755,700	24,936,100
- Community College	5,112,226	5,763,600	5,678,500	3,576,900	2,101,600
- Golf Course	1,861,019	1,906,000	1,901,000	1,030,000	871,000
General Fund Total	108,203,920	113,568,300	119,828,300	76,773,700	43,054,600
Enterprise Funds					
Water Debt Service	18,706,524	17,851,300	20,777,500	11,450,900	9,326,600
Wastewater Debt Service	20,496,346	23,672,600	27,090,800	16,063,600	11,027,200
Solid Waste	3,366,677	3,095,300	3,695,600	2,356,300	1,339,300
Watershed Protection & Restor	0	348,000	725,500	354,900	370,600
Fiduciary and Special Debt Service Funds					
IPA Debt Service	749,416	748,300	747,200	20,000	727,200
Tax Increment Financing and Special Tax District Funds					
Nursery Rd Tax Increment	174,911	172,000	174,000	90,000	84,000
West Cnty Dev Dist Tax Inc	1,166,800	1,193,000	1,216,000	540,000	676,000
Farmingtn Vlg Spc Tax Dist	643,937	439,000	446,700	260,000	186,700
Rte 100 Dev Dist Tax Inc	2,231,931	2,264,000	2,322,000	950,000	1,372,000
Parole TC Dev Dist Tax Inc	1,050,625	0	0	0	0
Village South at Waugh Chapel	188,207	1,000,000	1,000,000	0	1,000,000
National Business Park - North	0	1,811,000	1,811,000	0	1,811,000
Dorchester Specl Tax Dist	1,197,958	982,000	1,002,700	0	1,002,700
	158,177,253	167,144,800	180,837,300	108,859,400	71,977,900

Budget Message Financial Policies

FY2015 Approved Budget

Anne Arundel County's financial policies and guidelines provide the basic framework for the development of the fiscal year budget. These policies and guidelines provide direction for evaluating both current activities and proposals for future programs during the budget process. Many of the policies and guidelines represent long-standing principles and practices that have shaped County budgets in the past and have helped maintain the County's financial stability. The policies and guidelines are reviewed annually.

Operating Budget

1. The budget will be balanced.
2. The County will maintain a budgetary control system to insure adherence to the budget and will hold monthly meetings to review reports comparing actual revenue collections and expenditure commitments to budgeted amounts.
3. The County will devote resources for loss prevention activities to lessen losses experienced by the County's self-insurance fund.
4. The County will endeavor to fund recurring expenses with recurring revenue. One-time revenue should be utilized for PayGo capital projects or to enhance reserves.
5. Given the County's property tax revenue limitation, the County will utilize techniques to smooth year-to-year expenditures so as to avoid volatile annual total expenditure swings.
6. The County will maximize its property tax realization under the property tax revenue limitation Charter provision.
7. The County will utilize multi-year forecasts to evaluate the impact of budget decisions.
8. The County will endeavor to maintain a diversified and stable revenue system so as to minimize exposure to economic cycles.
9. The County will aggressively pursue the collection of revenue it is due.

10. The County will regularly review user charges and permit fees so as to keep them in line with actual costs.
11. The County will conservatively estimate revenues.

Fund Balance

1. The County shall maintain a Revenue Stabilization Fund equal to 10% of the previous three-year average of income tax, recordation tax and transfer tax receipts and investment income. The purpose of the fund is to provide a source of funds should revenue estimates in the current year not be achieved.
2. Before the Revenue Stabilization Fund may be accessed, every effort to reduce expenditures shall be employed.
3. If the Revenue Stabilization Fund is utilized, the Fund shall be replenished within three years of the return to normal revenue growth rates.
4. The General Fund should generate a fund balance of at least \$5 million each year.
5. Undesignated fund balance shall be utilized as a source of PayGo funding or to fund the Revenue Stabilization Fund.
6. The Utility Fund shall endeavor to have a fund balance of approximately two months of operating expenses. The Solid Waste Fund shall endeavor to have a fund balance of 10% of operating revenue.

Capital Budget

1. The County will endeavor to maintain its AAA bond rating from Standard and Poors, and continue its quest to raise the current rating of Aa1 from Moody's.
2. The County will employ a debt affordability model so as to monitor and comply with its debt policies.
3. The guidelines utilized for the debt affordability model are as follows:

Measure	Guideline	
	Tax Supported Debt	Tax Increment, Special Taxing District, And Other Revenue Supported Debt
Debt to Operating Income	10.0%	1.0%
Debt to Personal Income	3.0%	0.5%
Debt to Full Value Assess.	1.5%	0.25%
Debt per Capita	\$2,000	\$200
Percentage of Tax-Supported Debt	-----	15%

7. Utility Fund and Solid Waste Fund debt shall first be revenue supported debt, but may utilize a general obligation pledge as a secondary debt service source, however these Funds shall be individually self-supporting.
8. All County debt shall have a component of annual repayment.

Major Changes in Financial Policies and Guidelines

- None

4. Commercial paper issued to finance the construction of capital projects shall be limited to a two-year maturity.
5. Tax supported debt issued to finance General County projects shall generally be limited to a twenty-year maturity, and have an average life of less than ten years.
6. Capital projects which have an overall estimated useful life of 10 or more years are considered eligible for bond funding.

Statement of Unduplicated Expenditures - All Funds

Funding Source	FY2013 Original	FY2014 Estimate	FY2015 Budget	Inc (Dec) from Orig.
General Fund	\$1,319,796,400	\$1,317,882,300	\$1,349,416,700	\$29,620,300
Other Funds	\$521,014,800	\$475,486,400	\$536,671,300	\$15,656,500
BOE Component Unit	\$1,004,580,000	\$1,000,578,300	\$1,019,987,700	\$15,407,700
AACC Component Unit	\$179,607,000	\$179,607,000	\$173,358,500	-\$6,248,500
AACPL Component Unit	\$20,215,000	\$20,204,600	\$22,404,900	\$2,189,900
Special Benefit Districts	\$11,354,900	\$11,354,900	\$11,977,800	\$622,900
Total Operating Budget (with duplication)	\$3,056,568,100	\$3,005,113,500	\$3,113,816,900	\$57,248,800
		(See pages 23 & 24)		
Less Duplicate Appropriations				
GF Contr to BOE	\$596,454,600	\$596,454,600	\$603,483,300	\$7,028,700
GF Contr to AACC	31,437,700	31,437,700	35,937,700	\$4,500,000
GF Contr to Library	\$16,558,700	\$16,558,700	\$18,584,000	\$2,025,300
GF Contr to Whitmore	\$170,000	\$170,000	\$170,000	\$0
GF Contr to IPA Debt Service	\$753,000	\$753,000	\$1,200,000	\$447,000
GF Contr to Community Devel	\$270,000	\$270,000	\$270,000	\$0
Internal Service Funds				
- Self Insurance Fund	\$19,727,400	\$19,736,500	\$23,368,000	\$3,640,600
- Health Fund	\$105,006,000	\$97,364,500	\$117,382,500	\$12,376,500
- Garage Working Capital Fund	\$16,682,600	\$16,065,700	\$17,089,800	\$407,200
- Garage Vehicle Replacement	\$4,913,500	\$4,847,600	\$9,166,100	\$4,252,600
Pro Rata Share/Interfund Reimbursements				
- Whitmore Garage	\$30,000	\$30,000	\$30,000	\$0
- Child Care Fund	\$374,500	\$374,500	\$374,500	\$0
- Utility Opns Fund	\$9,503,000	\$9,579,600	\$10,346,600	\$843,600
- Utility Debt Serv Funds	\$530,000	\$530,000	\$6,189,800	\$5,659,800
- Solid Waste Fund	\$2,645,700	\$2,645,700	\$2,836,400	\$190,700
- Watershed Protections and Res Fund	\$1,200,800	\$1,200,800	\$2,341,900	\$1,141,100
- SIF Fund	\$278,000	\$278,000	\$278,000	\$0
- Health Ins Fund	\$3,132,000	\$5,632,000	\$11,467,500	\$8,335,500
- Central Garage Fund - Operating	\$455,800	\$455,800	\$455,800	\$0
- Central Garage Fund - Replacement	\$42,300	\$42,300	\$42,300	\$0
- Capital Projects Funds	\$7,250,000	\$7,500,000	\$8,100,000	\$850,000
TIF Districts Contrib to GF	\$27,761,000	\$28,023,000	\$30,084,000	\$2,323,000
Total "Unduplicated" Operating Budget	\$2,211,391,500	\$2,165,163,500	\$2,214,618,700	\$3,227,200

Add FY2015 Capital Budget: \$379,659,689
 Less FY2015 PayGo/Bond Premium: \$50,850,500
Total Unduplicated Comprehensive Budget: \$2,543,427,889

Summary of Changes in Budgetary Fund Balance - All Funds

	Fund Balance as of 6/30/13	FY2014 Estimate		Fund Balance as of 6/30/14	FY2015 Budget		Fund Balance as of 6/30/15
		Revenues	Expenditures		Revenues	Expenditures	
General Fund							
General Fund	85,355,773	1,268,917,500	1,317,882,300	36,391,000	1,313,025,700	1,349,416,700	0
Revenue Reserve Fund	23,000,203	21,650,000	0	44,650,203	3,300,000	0	47,950,203
Enterprise Funds							
Water & Wstwtr Operating	28,619,683	98,507,600	91,752,100	35,375,200	99,098,400	88,142,000	46,331,600
Water & Wstwtr Sinking Fund	173,545,660	67,577,200	46,458,900	194,664,000	67,013,200	54,503,100	207,174,100
Waste Collection Fund	16,339,856	51,126,800	52,637,700	14,829,000	50,179,100	54,577,900	10,430,200
Watershed Protections and Restoration F	0	13,345,600	9,707,300	3,638,300	17,790,900	17,378,900	4,050,300
Rec & Parks Child Care Fund	1,347,508	4,557,600	4,635,000	1,270,100	4,738,900	4,884,000	1,125,000
Internal Service Funds							
Self Insurance Fund	1,085,451	21,109,700	19,736,500	2,458,700	22,957,300	23,368,000	2,048,000
Health Insurance Fund	16,385,036	102,030,000	97,364,500	21,050,500	103,565,900	117,382,500	7,233,900
OPEB Fund	0	15,000,000	0	15,000,000	20,700,000	0	35,700,000
Garage Working Capital Fund	1,193,278	16,607,000	16,065,700	1,734,600	16,634,000	17,089,800	1,278,800
Garage Vehicle Replacement	90,220	4,962,500	4,847,600	205,100	9,166,100	9,166,100	205,100
Special Debt Service / Fiduciary Funds							
Ag & Wldnd Prsrvtn Sinking Fund	7,640,662	753,000	748,300	7,645,400	1,200,000	747,200	8,098,200
Special Revenue Funds							
Parking Garage Spec Rev Fund	0	557,800	544,400	13,400	563,100	550,400	26,100
Developer Street Light Fund	956,988	500,000	271,200	1,185,800	0	0	1,185,800
Bond Premium Revenue Fund	30,871,985	14,815,000	30,708,800	14,978,200	5,000,000	14,815,000	5,163,200
Forfeit & Asset Seizure Fnd	1,305,974	250,000	678,200	877,800	250,000	480,100	647,700
Piney Orchard WWS Fund	0	1,000,000	1,000,000	0	1,300,000	1,300,000	0
Partnership Children Yth & Fam	40,009	1,597,200	1,576,700	60,500	2,718,300	2,718,300	60,500
Laurel Race Track Comm Ben	24,381	152,000	152,000	24,400	357,000	357,000	24,400
Inmate Benefit Fund	537,376	991,200	981,400	547,200	1,042,500	1,042,500	547,200
Reforestation Fund	7,662,442	881,000	3,709,200	4,834,200	950,000	3,732,100	2,052,100
AA Workforce Dev Corp Fund	0	1,200,000	1,200,000	0	1,200,000	1,200,000	0
Community Development Fund	0	6,127,100	6,127,100	0	5,990,100	5,990,100	0
Circuit Court Special Fund	100,291	230,000	230,000	100,300	231,000	231,000	100,300
Video Lottery Impact Aid Fund	0	18,000,000	16,500,000	1,500,000	15,000,000	16,500,000	0
Impact Fee Fund	18,597,327	13,019,000	2,701,100	28,915,200	8,729,000	25,495,400	12,148,800
Grants Fund	178,743	26,418,400	29,022,500	N.A.	36,173,900	36,262,400	N.A.
Tax Increment Financing and Special Tax District Funds							
Tax Increment Financing Districts	N.A.	43,045,000	34,590,000	N.A.	37,316,300	36,865,900	N.A.
Special Tax Districts	N.A.	1,540,200	1,540,200	N.A.	1,891,600	1,891,600	N.A.
Special Community Benefit/Waterway Improvement/Erosion Control Districts							
aggregate	4,469,100	6,885,800	11,354,900	4,566,400	7,411,400	11,977,800	0

Summary of Changes in Budgetary Fund Balance - All Funds

Component Units	Fund Balance as of 6/30/13	FY2014 Estimate		Fund Balance as of 6/30/14	FY2015 Budget		Fund Balance as of 6/30/15
		Revenues	Expenditures		Revenues	Expenditures	
Board of Education (BOE)	29,983,026	991,384,600	1,000,578,300	20,789,326	999,987,700	1,019,987,700	789,326
Community College (AACC)	12,144,321	178,196,200	179,607,000	10,733,500	169,646,191	173,358,500	7,021,191
Public Libraries (AACPL)	479,032	20,034,900	20,204,600	309,300	22,095,600	22,404,900	0
Totals		3,012,969,900	3,005,113,500		3,047,223,191	3,113,816,900	
		(See page 24)	(See pp 21 & 24)		(See page 24)	(See pp 21 & 24)	

Per the County Charter, the General Fund budget must appropriate all revenues and estimated fund balance, including an appropriation of contingency reserves not to exceed 3% of the General Fund. This explains why the estimated fund balance as of 6/30/15 is zero.

Over the course of two fiscal years, FY09 & FY10, the Revenue Reserve Fund was drawn upon for a total of \$32.5 million. The County Council amended the budget to provide for \$5 million transfer to the Fund to begin the replenishing in FY12. The County Council added \$1,083,800 in FY2013 and \$21.6 million in FY2014 . The FY2015 budget includes a \$3.3 million transfer to the Revenue Reserve Fund bringing the balance in this fund to the maximum level permitted by County Code.

The budget fully funds the actuarially determined Self Insurance Fund reserves. Following the actuarial valuation of claims in November of each year, budgetary adjustments are typically recommended as appropriate in future budgets.

The fund balance in the Health Fund provides a reserve for unanticipated claims. Additionally, in FY2014 & FY2015 there is \$5.0 million recognized as a contribution to the County's OPEB liability attributed to savings from changes to health care benefits. A Health Insurance Holiday will add an additional \$5.7 million to the OPEB Fund in FY2015.

The Central Garage Operations Fund is managed with the goal of maintaining little to no budgetary fund balance. However, for FY14 and FY15, the remaining fund balance provides a reserve for fuel cost increases.

The Central Garage Replacement Fund, on the other hand, is expected to regularly maintain a fund balance to accommodate the planned replacement of vehicles in the future. However, in recent years a substantial portion of this fund balance has been returned to the General Fund as a result of the freeze on equipment replacements in those years. For FY12, \$3 million was budgeted for return to the General Fund. The County Council amended the FY12 budget to return an additional \$1.5 million to the General Fund, and further reduced the equipment replacement budget by cutting over \$1 million for police cars and ambulances. To address these neglected replacement cycles, the replacement component of the lease rate has been updated to account for the vehicle price increases over the last 10 years and police vehicle outfitting costs. Updated replacement rate also reflects shorter maximum economic life of public safety vehicles.

The Reforestation Fund balance is higher than desired, and staff continue to explore ways in which to utilize this fund balance in a manner consistent with the goals and requirements of the program.

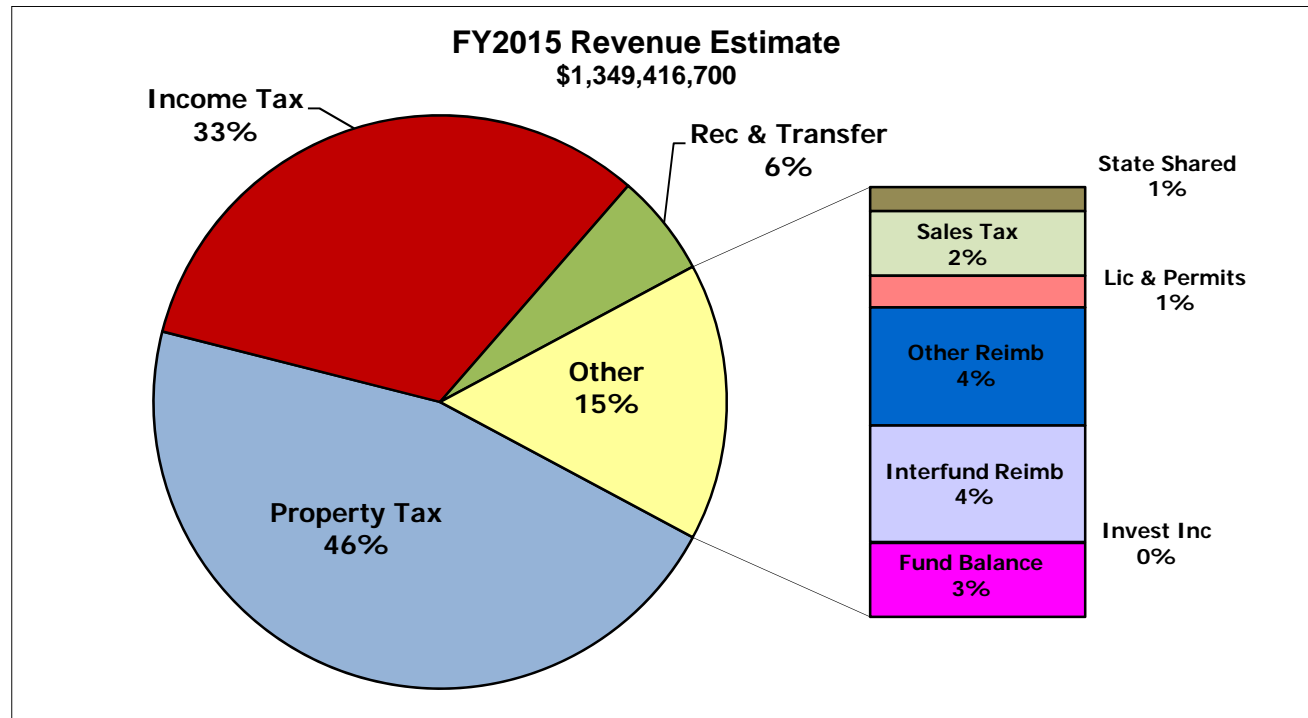
The Tax Increment/Special Tax Funds are managed with a goal of maintaining no budgetary fund balance, the use of which is incorporated into the revenue estimates.

Comparative Summary of Revenues and Expenditures - All Funds

Type/Object	FY2013 Actual	FY2014 Original	FY2014 Rev/Est	FY2015 Est/Bdgt	Inc (Dec) from Orig.
Revenue					
General Fund	1,275,801,760	1,258,667,700	1,268,917,500	1,313,025,700	54,358,000
Revenue Reserve Fund	474,120	20,300,000	21,650,000	3,300,000	(17,000,000)
Other Funds	459,291,968	508,377,100	525,900,900	531,756,600	23,379,500
BOE - County Contribution	584,579,700	596,454,600	596,454,600	603,483,300	7,028,700
BOE - Local Sources	15,046,961	16,822,000	16,839,173	17,640,000	818,000
BOE - State Grants	312,513,619	322,813,600	326,313,600	329,567,400	6,753,800
BOE - Federal Grants	58,053,790	50,296,100	51,777,227	49,297,000	(999,100)
AACC - County Contribution	32,047,700	31,437,700	31,437,700	35,937,700	4,500,000
AACC - VLT Impact Aid Fund	0	3,700,000	3,700,000	1,700,000	(2,000,000)
AACC - State of Maryland	27,473,716	28,308,500	28,308,500	29,522,500	1,214,000
AACC - Tuition & Fees	44,621,848	45,710,000	45,710,000	42,566,000	(3,144,000)
AACC - Other College	1,296,764	2,508,000	2,508,000	1,237,991	(1,270,009)
AACC - Auxiliary & Other	47,190,223	66,532,000	66,532,000	58,682,000	(7,850,000)
Library - County Contribution	16,002,800	16,558,700	16,558,700	18,584,000	2,025,300
Library - VLT Impact Aid Fund	0	500,000	500,000	500,000	0
Library - State Aid	2,113,638	2,113,600	2,113,600	2,100,600	(13,000)
Library - Laurel Race Track	0	0	0	60,000	60,000
Library - Fees, Fines, Collections	859,475	903,000	862,600	851,000	(52,000)
Special Benefit Districts	6,989,100	6,885,800	6,885,800	7,411,400	525,600
Total Revenues	2,884,357,182	2,978,888,400	3,012,969,900	3,047,223,191	68,334,791
Expenditures					
Personal Services	495,466,010	531,776,000	525,874,700	560,976,200	29,200,200
Contractual Services	161,333,867	179,436,800	178,090,800	191,655,100	12,218,300
Supplies & Materials	32,888,334	34,509,300	35,056,200	39,950,700	5,441,400
Business & Travel	1,436,474	1,887,900	1,812,500	2,334,500	446,600
Capital Outlay	13,476,920	13,880,200	13,855,200	21,985,700	8,105,500
Debt Service	158,716,713	169,539,600	172,084,800	181,607,300	12,067,700
Grants, Contrib. & Other	802,051,838	909,781,400	866,594,500	887,578,500	(22,202,900)
BOE Categories	945,128,209	1,004,580,000	1,000,578,300	1,019,987,700	15,407,700
AACC Categories	150,616,669	179,607,000	179,607,000	173,358,500	(6,248,500)
AACPL Categories	18,809,220	20,215,000	20,204,600	22,404,900	2,189,900
Special Benefit Districts	11,575,400	11,354,900	11,354,900	11,977,800	622,900
Total Expenditures	2,791,499,654	3,056,568,100	3,005,113,500	3,113,816,900	57,248,800
			(see pp. 21 & 23)	(see pp. 21 & 23)	
Net use of (contribution to)					
Budgetary Fund balance:	(92,857,528)	77,679,700	(7,856,400)	66,593,709	
<i>General Fund</i>	<i>(35,394,071)</i>	<i>40,828,700</i>	<i>28,664,800</i>	<i>33,091,000</i>	
<i>All Others</i>	<i>(57,463,457)</i>	<i>36,851,000</i>	<i>(36,521,200)</i>	<i>33,502,709</i>	
Net Use of Fund Balance	(92,857,528)	77,679,700	(7,856,400)	66,593,709	

Comparative Statement of Revenues - General Fund

Funding Source	FY2013 Actual	FY2014 Original	FY2014 Revised	FY2015 Estimate	Inc (Dec) from Orig.
Property Taxes	589,899,231	602,719,000	605,147,000	622,502,000	19,783,000
Local Income Tax	407,582,398	417,300,000	419,400,000	437,600,000	20,300,000
State Shared Revenues	30,436,273	11,542,000	12,305,000	11,822,000	280,000
Recordation & Transfer Taxes	81,036,685	73,000,000	76,000,000	78,000,000	5,000,000
Local Sales Taxes	32,689,946	32,370,000	31,530,000	31,804,000	(566,000)
Licenses and Permits	15,306,285	15,060,100	15,342,800	15,517,500	457,400
Investment Income	189,172	400,000	400,000	400,000	0
Other Reimbursements	57,142,987	54,201,900	55,979,200	58,134,500	3,932,600
Interfund Reimbursements	61,518,783	52,074,700	52,813,500	57,245,700	5,171,000
Total County Revenue	1,275,801,760	1,258,667,700	1,268,917,500	1,313,025,700	54,358,000
Fund Balance	(34,310,271)	61,128,700	48,964,800	36,391,000	(24,737,700)
Total	1,241,491,489	1,319,796,400	1,317,882,300	1,349,416,700	29,620,300



Comparative Statement of Expenditures - General Fund

Department/Agency	FY2013 Actual	FY2014 Approved	FY2014 Estimate	FY2015 Budget	Inc (Dec) from Approved	
					\$	%
Legislative Branch						
Legislative Branch	3,210,196	3,325,600	3,304,600	3,610,800	285,200	8.6%
Executive Branch						
County Executive	4,292,569	5,074,600	5,087,100	5,155,500	80,900	1.6%
Office of Law	3,594,218	3,662,900	3,725,400	3,876,000	213,100	5.8%
Office of Administrative Hearings	263,265	277,500	271,300	293,100	15,600	5.6%
Administrative Core Group						
Chief Administrative Officer	4,026,926	17,022,700	2,384,100	13,595,900	(3,426,800)	-20.1%
Office of Central Services	17,233,005	17,789,100	18,541,400	19,496,400	1,707,300	9.6%
Office of Finance	7,237,847	7,443,600	7,321,800	7,866,500	422,900	5.7%
* Office of Finance (Non-Departmental)	161,579,254	205,649,500	205,730,000	194,467,300	(11,182,200)	-5.4%
Office of the Budget	878,118	1,094,600	1,050,400	1,073,100	(21,500)	-2.0%
Office of Personnel	5,500,682	5,731,400	5,481,700	6,022,100	290,700	5.1%
Office of Information Technology	14,292,959	15,251,200	14,951,400	16,837,900	1,586,700	10.4%
* Board of Education	584,579,700	596,454,600	596,454,600	603,483,300	7,028,700	1.2%
Community College	32,047,700	31,437,700	31,437,700	35,937,700	4,500,000	14.3%
Libraries	16,002,800	16,558,700	16,558,700	18,584,000	2,025,300	12.2%
Land Use and Environment Core Group						
Office of Planning and Zoning	7,489,477	8,058,500	7,767,700	8,440,200	381,700	4.7%
Department of Inspections and Permits	10,908,146	10,913,100	10,726,600	11,490,700	577,600	5.3%
Department of Public Works	36,325,759	31,490,300	38,144,500	33,221,600	1,731,300	5.5%
Human Services Core Group						
Department of Aging and Disabilities	7,745,658	8,642,700	8,640,400	9,316,000	673,300	7.8%
Department of Recreation and Parks	21,861,330	22,082,800	22,583,200	23,342,900	1,260,100	5.7%
Health Department	29,143,078	32,743,600	31,742,900	33,897,700	1,154,100	3.5%
Department of Social Services	4,006,019	4,627,900	4,150,400	4,627,300	(600)	0.0%
Public Safety Core Group						
Police Department	105,660,390	107,697,500	111,050,100	120,878,200	13,180,700	12.2%
Fire Department	99,276,787	99,023,400	102,744,700	102,144,800	3,121,400	3.2%
Department of Detention Facilities	38,698,702	40,988,300	40,342,600	42,842,400	1,854,100	4.5%
State Agencies						
Circuit Court	4,772,469	4,924,900	4,992,200	5,196,900	272,000	5.5%
Orphans' Court	113,225	123,400	114,100	118,100	(5,300)	-4.3%
Office of the State's Attorney	9,000,524	9,288,800	9,142,400	9,779,700	490,900	5.3%
Office of the Sheriff	7,480,326	7,706,100	8,453,400	8,797,500	1,091,400	14.2%
Board of License Commissioners	656,005	663,500	646,400	676,900	13,400	2.0%
Board of Supervisors of Elections	3,224,364	3,629,400	3,929,600	3,913,100	283,700	7.8%
Cooperative Extension Service	217,184	238,100	238,100	246,800	8,700	3.7%
Other						
Ethics Commission	172,807	180,400	172,800	186,300	5,900	3.3%
	1,241,491,488	1,319,796,400	1,317,882,300	1,349,416,700	29,620,300	2.2%

Comparative Statement of Revenues - Other Funds

	FY2013 Actual	FY2014 Original	FY2014 Revised	FY2015 Estimate	Inc (Dec) from Orig.
Enterprise Funds					
Water & Wstwtr Operating Fund	92,428,057	94,538,500	98,507,600	99,098,400	4,559,900
Water & Wstwtr Sinking Fund	63,727,458	72,590,900	67,577,200	67,013,200	(5,577,700)
Waste Collection Fund	51,469,766	49,779,900	51,126,800	50,179,100	399,200
Watershed Protection and Restorati	0	13,920,100	13,345,600	17,790,900	3,870,800
Rec & Parks Child Care Fund	4,087,635	4,413,300	4,557,600	4,738,900	325,600
Internal Service Funds					
Self Insurance Fund	19,067,067	19,650,500	21,109,700	22,957,300	3,306,800
Health Insurance Fund	94,384,890	102,506,000	102,030,000	103,565,900	1,059,900
OPEB Fund	0	12,500,000	15,000,000	20,700,000	8,200,000
Garage Working Capital Fund	16,018,700	16,336,200	16,607,000	16,634,000	297,800
Garage Vehicle Replacement Fnd	5,003,600	4,919,000	4,962,500	9,166,100	4,247,100
Fiduciary & Special Debt Service Funds					
Ag & Wldnd Prsrvtn Sinking Fnd	(682,682)	755,000	753,000	1,200,000	445,000
Special Revenue Funds					
Parking Garage Spec Rev Fund	557,165	545,900	557,800	563,100	17,200
Developer Street Light Fund	1,532,238	1,000,000	500,000	0	(1,000,000)
Bond Premium Revenue Fund	15,318,078	15,000,000	14,815,000	5,000,000	(10,000,000)
Forfeit & Asset Seizure Fnd	949,625	250,000	250,000	250,000	0
Piney Orchard WWS Fund	967,792	1,000,000	1,000,000	1,300,000	300,000
Partnership Children Yth & Fam	1,324,106	1,645,100	1,597,200	2,718,300	1,073,200
Laurel Race Track Comm Ben Fnd	71	152,000	152,000	357,000	205,000
Inmate Benefit Fund	1,013,708	1,011,700	991,200	1,042,500	30,800
Reforestation Fund	1,447,811	1,050,000	881,000	950,000	(100,000)
AA Workforce Dev Corp Fund	2,229,720	1,200,000	1,200,000	1,200,000	0
Community Development Fund	6,396,383	6,131,100	6,127,100	5,990,100	(141,000)
Circuit Court Special Fund	170,955	231,000	230,000	231,000	0
Video Lottery Impact Aid Fund	0	20,000,000	18,000,000	15,000,000	(5,000,000)
Impact Fee Fund	16,313,133	0	13,019,000	8,729,000	8,729,000
Grants Fund	30,399,556	31,305,800	26,418,400	36,173,900	4,868,100
Tax Increment Financing and Special Tax District Funds					
Tax Increment Financing Districts	32,210,912	34,404,900	43,045,000	37,316,300	2,911,400
Special Tax Districts	2,956,220	1,540,200	1,540,200	1,891,600	351,400
	<u>459,291,968</u>	<u>508,377,100</u>	<u>525,900,900</u>	<u>531,756,600</u>	<u>23,379,500</u>

Comparative Statement of Expenditures - Other Funds

	FY2013 Actual	FY2014 Original	FY2014 Estimate	FY2015 Budget	Inc (Dec) from Orig.
Enterprise Funds					
Water & Wstwtr Operating	92,435,494	93,054,700	91,752,100	88,142,000	(4,912,700)
Water & Wstwtr Sinking Fund	39,962,344	43,759,400	46,458,900	54,503,100	10,743,700
Waste Collection Fund	48,919,286	53,539,000	52,637,700	54,577,900	1,038,900
Watershed Protection and Restoration Fund	0	12,304,700	9,707,300	17,378,900	5,074,200
Rec & Parks Child Care Fund	3,892,576	4,636,200	4,635,000	4,884,000	247,800
Internal Service Funds					
Self Insurance Fund	16,875,871	19,727,400	19,736,500	23,368,000	3,640,600
Health Insurance Fund	91,583,439	105,006,000	97,364,500	117,382,500	12,376,500
Garage Working Capital Fund	16,147,638	16,682,600	16,065,700	17,089,800	407,200
Garage Vehicle Replacement	4,523,396	4,913,500	4,847,600	9,166,100	4,252,600
Fiduciary & Special Debt Service Funds					
Ag & Wldnd Prsrvtn Sinking	749,416	758,300	748,300	747,200	(11,100)
Special Revenue Funds					
Parking Garage Spec Rev Fund	415,930	529,400	544,400	550,400	21,000
Developer Street Light Fund	958,858	1,000,000	271,200	0	(1,000,000)
Bond Premium Revenue Fund	154,858	30,708,800	30,708,800	14,815,000	(15,893,800)
Forfeit & Asset Seizure Fnd	580,355	703,200	678,200	480,100	(223,100)
Piney Orchard WWS Fund	967,792	1,000,000	1,000,000	1,300,000	300,000
Partnership Children Yt	1,446,341	1,645,100	1,576,700	2,718,300	1,073,200
Laurel Race Track Comm Ben	0	152,000	152,000	357,000	205,000
Inmate Benefit Fund	925,628	992,800	981,400	1,042,500	49,700
Reforestation Fund	573,739	3,731,200	3,709,200	3,732,100	900
AA Workforce Dev Corp Fund	2,229,720	1,200,000	1,200,000	1,200,000	0
Community Development Fund	4,623,001	6,131,100	6,127,100	5,990,100	(141,000)
Circuit Court Special Fund	148,718	231,000	230,000	231,000	0
Video Lottery Impact Aid Fund	0	20,000,000	16,500,000	16,500,000	(3,500,000)
Impact Fee Fund	30,337,662	31,177,600	2,701,100	25,495,400	(5,682,200)
Grants Fund	31,446,154	31,485,700	29,022,500	36,262,400	4,776,700
Tax Increment Financing and Special Tax District Funds					
Tax Increment Financing Districts	29,952,479	34,404,900	34,590,000	36,865,900	2,461,000
Special Tax Districts	3,086,970	1,540,200	1,540,200	1,891,600	351,400
	422,937,668	521,014,800	475,486,400	536,671,300	15,656,500

APPROPRIATION AND REVENUE SUMMARY

District	Original FY2014 Appropriation	Assessable Base, Lots/Tax Accts.	Tax Rate	Tax Amount FY2015	County Funds Aval	FY2015 Funds	Fund Balance	Appropriation FY2015	
SPECIAL COMMUNITY BENEFIT DISTRICTS									
Amberley	900001	30,558	182 t.a.	120.88	22,000	0	22,000	39,449	61,449
Annapolis Roads	900002	408,031	158,100,000	0.216	341,496	0	341,496	134,690	476,186
Arundel on the Bay	900003	270,259	165,500,000	0.125	206,875	0	206,875	65,041	271,916
Avalon Shores	900004	105,771	584 t.a.	70.94	41,429	0	41,429	76,942	118,371
Bay Highlands	900005	71,600	43,000,000	0.15	64,500	0	64,500	23,000	87,500
Bay Ridge	900006	332,833	463 t.a.	558.29	258,488	0	258,488	20,499	278,987
Bayside Beach	900072	9,001	79,900,000	0.01258	10,052	0	10,052	0	10,052
Beverly Beach	900007	35,880	368 t.a.	97.50	35,880	0	35,880	0	35,880
Birchwood	900008	4,814	96	50.00	4,800	0	4,800	0	4,800
Bittersweet	900057	9,723	11 t.a.	500.00	5,500	0	5,500	4,223	9,723
Cape Anne	900009	14,450	151 t.a.	50.00	7,550	0	7,550	10,700	18,250
Capetowne	900069	46,461	98 t.a.	173.67	17,020	0	17,020	137	17,157
Cape St. Claire	900010	344,910	2,298 t.a.	125.00	287,250	100	287,350	5,491	292,841
Carrollton Manor	900047	81,263	535 t.a.	150.00	80,250	0	80,250	21,733	101,983
Cedarhurst on the Bay	900011	128,400	79,300,000	0.19	150,670	0	150,670	3,000	153,670
Chartwell	900012	90,207	671 t.a.	55.00	36,905	0	36,905	60,743	97,648
Columbia Beach	900013	158,711	49,700,000	0.1818	90,356	0	90,356	51,144	141,500
Crofton	900014	1,381,634	1,017,300,000	0.086	874,878	0	874,878	540,933	1,415,811
Deale Beach	900066	9,543	180 t.a.	40.00	7,200	1,688	8,888	757	9,644
Eden Wood	900048	23,533	12 t.a.	750.00	9,000	0	9,000	22,803	31,803
Epping Forest	900015	558,708	131,800,000	0.183	241,194	0	241,194	333,705	574,899
Fairhaven Cliffs	900016	22,229	28 t.a.	150.00	4,200	22,594	26,794	0	26,794
Felicity Cove	900062	41,690	34 t.a.	376.48	12,800	0	12,800	29,916	42,716
Franklin Manor	900017	125,500	151,400,000	0.04	60,560	0	60,560	105,000	165,560
Gibson Island	900018	494,477	394,700,000	0.078553	310,049	1,000	311,049	181,784	492,833
Greenbriar Gardens	900058	24,722	48 t.a.	378.00	18,144	0	18,144	15,794	33,938
Greenbriar II	900054	21,000	35 t.a.	600.00	21,000	0	21,000	0	21,000
Heritage	900065	67,717	101 lots	455.00	45,955	400	46,355	22,647	69,002
Hillsmere	900019	291,501	1,223 lots	215.00	262,945	3,100	266,045	29,556	295,601
Homewood	900074	8,345	40 t.a.	208.40	8,336	0	8,336	18	8,354
Hunters Harbor	900020	32,217	108 t.a.	150.00	16,200	0	16,200	11,415	27,615
Idlewilde	900070	9,775	115 t.a.	85.00	9,775	0	9,775	0	9,775
Indian Hills	900021	94,568	65,900,000	0.157	103,463	1,200	104,663	40,703	145,366
Little Magothy River	900060	215,750	102 t.a.	350.00	35,700	0	35,700	190,209	225,909
Long Point on the Severn	900023	45,102	55 t.a.	250.00	13,750	6,862	20,612	40,015	60,627
Magothy Beach	900055	5,140	159 t.a.	40.00	6,360	0	6,360	1,480	7,840
Magothy Forge	900068	6,263	146 t.a.	36.75	5,366	0	5,366	923	6,288
Manhattan Beach	900024	284,897	618 t.a.	150.00	92,700	0	92,700	256,030	348,730
North Beach Park	900025	21,583	89,000,000	0.00	0	0	0	21,472	21,472
Owings Beach	900026	81,059	22,200,000	0.036	8,000	16,507	24,507	50,469	74,976
Owings Cliffs	900073	6,082	37 t.a.	50.00	1,850	900	2,750	2,552	5,302
Oyster Harbor	900027	660,259	127,600,000	0.27	344,520	0	344,520	376,774	721,294
Parke West	900028	98,928	421 t.a.	105.00	44,205	0	44,205	54,616	98,821
Pine Grove Village	900050	32,332	138 t.a.	80.00	11,040	0	11,040	7,562	18,602
Pines on the Severn	900067	66,356	237 t.a.	206.18	48,865	0	48,865	25,140	74,005
Provinces	900049	26,431	880 t.a.	12.00	10,560	0	10,560	16,297	26,857
Queens Park	900029	51,976	449 t.a.	115.51	51,865	100	51,965	11,900	63,865
Rockview Beach/Riviera Is	900063	20,796	230 t.a.	41.93	9,644	0	9,644	14,198	23,842
Selby on the Bay	900030	263,941	854 t.a.	90.00	76,860	0	76,860	35,564	112,424
Severdale	900032	36,578	131 lots	49.99	6,549	0	6,549	32,430	38,979
Severn Grove	900071	20,190	111 t.a.	130.00	14,430	0	14,430	15,575	30,005

APPROPRIATION AND REVENUE SUMMARY

District		Original FY2014 Appropriation	Assessable Base, Lots/Tax Accts.	Tax Rate	Tax Amount FY2015	County Funds Aval	FY2015 Funds	Fund Balance	Appropriation FY2015
Sherwood Forest	900033	1,228,760	340 lots	4,154.00	1,412,360	0	1,412,360	0	1,412,360
Shoreham Beach	900034	54,280	140 t.a.	375.00	52,500	0	52,500	1,890	54,390
Snug Harbor	900035	15,284	96 t.a.	55.74	5,351	0	5,351	60,760	66,111
South River Heights	900037	11,737	84 t.a.	139.73	11,737	0	11,737	0	11,737
South River Manor	900038	7,434	30 t.a.	150.00	4,500	0	4,500	5,664	10,164
South River Park	900039	53,867	114 t.a.	300.00	34,200	300	34,500	40,582	75,082
Steedman Point	900040	16,591	16 t.a.	250.00	4,000	0	4,000	16,192	20,192
Stone Haven	900052	6,639	114 t.a.	44.19	5,038	0	5,038	4,385	9,423
Sylvan View on the Magotl	900044	18,524	142 t.a.	75.00	10,650	0	10,650	14,096	24,746
Upper Magothy Beach	900059	23,200	293 t.a.	50.00	14,650	0	14,650	6,878	21,528
Venice Beach	900042	84,788	22,800,000	0.15	34,200	0	34,200	57,700	91,900
Venice on the Bay	900053	17,109	205 t.a.	35.00	7,175	0	7,175	4,617	11,792
Warthen Knolls	900064	7,747	11	0.00	0	0	0	5,759	5,759
Wilelinor	900056	85,683	56 t.a.	400.00	22,400	0	22,400	67,834	90,234
Woodland Beach	900043	648,050	6215 lots	80.00	497,200	4,200	501,400	159,285	660,685
Woodland Bch. Pasadena	900046	7,340	22 t.a.	300.00	6,600	300	6,900	500	7,400
Totals		9,580,723			6,571,544	59,251	6,630,794	3,451,171	10,081,965
SHORE EROSION CONTROL DISTRICTS									
Annapolis Cove	900371	6,660	210 lots	71.36	14,986			900	15,886
Annapolis Landing	900372	3,298	246 t.a.	13.50	3,321			0	3,321
Arundel on the Bay	900303	93,700	165,500,000	0.02	33,100			76,500	109,600
Bay Ridge	306406506	283,159	454,100,000		117,682			220,782	338,464
Cape Anne	900309	21,881	36,300,000	0.027472	9,972			28,800	38,772
Camp Wabana	900308	9,687	1 t.a.	9,687.00	9,687			0	9,687
Cedarhurst on the Bay	900311	97,300	79,300,000	0.08	63,440			66,300	129,740
Columbia Beach	900313	224,538	49,700,000	0.1207	60,000			166,874	226,874
Elizabeths Landing	900373	13,668	120,000,000	0.011	13,200			500	13,700
Franklin Manor	900317	221,500	151,400,000	0.06	90,840			84,500	175,340
Idlewilde	900374	48,342	31,500,000	0.0535	16,842			47,500	64,342
Mason's Beach	900375	163,641	21,700,000	0.184	40,000			120,331	160,331
North Beach Park	900325	172,334	89,000,000	0.125	111,250			46,486	157,736
Riviera Beach	900377	190,060	295,300,000	0.04	118,120			102,400	220,520
Snug Harbor	900335	6,124	96 t.a.	81.32	7,807			400	8,207
Totals		1,555,890			710,246			962,273	1,672,519
WATERWAY IMPROVEMENT DISTRICTS									
Amberley	900690, 691	5,779	181 t.a.	varies	5,789			100	5,889
Browns Pond	900680	38,035	10.75 shrs	1,116.77	12,005			33,305	45,310
Buckingham Cove	900685	9,350	15 t.a.	620.00	9,300			0	9,300
Cattail Creek	900687	5,400	cu.yd.		5,400				5,400
Johns Creek	900681	7,684	9 t.a.	807.33	7,266			0	7,266
Lake Hillsmere II	900688	8,050	t.a.		0				0
Romar Estates	900686	12,980	25 t.a.	501.03	12,526			300	12,826
Snug Harbor	900635	93,200	44 t.a.	1,300.00	57,200			41,000	98,200
Spriggs Pond	900684	30,156	33 t.a.	450.00	14,850			17,478	32,328
Whitehall	900689	7,688	14 shrs	373.34	5,227			1,600	6,827
Totals		218,322			129,563			93,783	223,346

Position Summary

FY2015 Approved Budget

	FY2013 Approved	FY2014 Request	FY2014 Approved	FY2014 Adjusted	FY2015 Budget	Variance
General Fund						
Positions in the County Classified Service	3,226	3,216	3,216	3,329	3,368	39
Positions Exempt from the County Classified Service	289	289	289	289	290	1
General Fund Total	3,515	3,505	3,505	3,618	3,658	40
Rec & Parks Child Care Fund	9	9	9	9	9	0
Water & Wstwr Operating Fund	350	376	376	376	378	2
Waste Collection Fund	88	88	88	88	90	2
Wastewater Protection and Restoration Fund	0	66	66	66	65	-1
Self Insurance Fund	14	14	14	14	14	0
Garage Working Capital Fund	66	67	67	67	67	0
Reforestation Fund	4	5	5	5	5	0
All Funds	4,046	4,130	4,130	4,243	4,286	43

Position Summary

FY2015 Approved Budget

Positions in the County Classified Service

	FY2013 Approved	FY2014 Request	FY2014 Approved	FY2014 Adjusted	FY2015 Budget	Variance
General Fund						
Legislative Branch	11	11	11	11	11	0
Office of Law	30	31	31	31	31	0
Office of Central Services	112	114	114	114	114	0
Office of Finance	71	73	73	73	73	0
Office of the Budget	6	6	6	6	6	0
Office of Personnel	38	38	38	38	38	0
Office of Information Technology	79	84	84	84	84	0
Office of Planning and Zoning	71	72	72	72	71	-1
Department of Inspections and Permits	117	119	119	119	120	1
Department of Public Works	268	241	241	241	241	0
Department of Aging and Disabilities	64	62	62	62	62	0
Department of Recreation and Parks	85	85	85	85	85	0
Health Department	81	82	82	82	82	0
Department of Social Services	11	11	11	11	11	0
Police Department	907	917	917	917	947	30
Fire Department	783	778	778	891	897	6
Department of Detention Facilities	396	396	396	396	396	0
Office of the Sheriff	96	96	96	96	99	3
General Fund	3,226	3,216	3,216	3,329	3,368	39

Position Summary

FY2015 Approved Budget

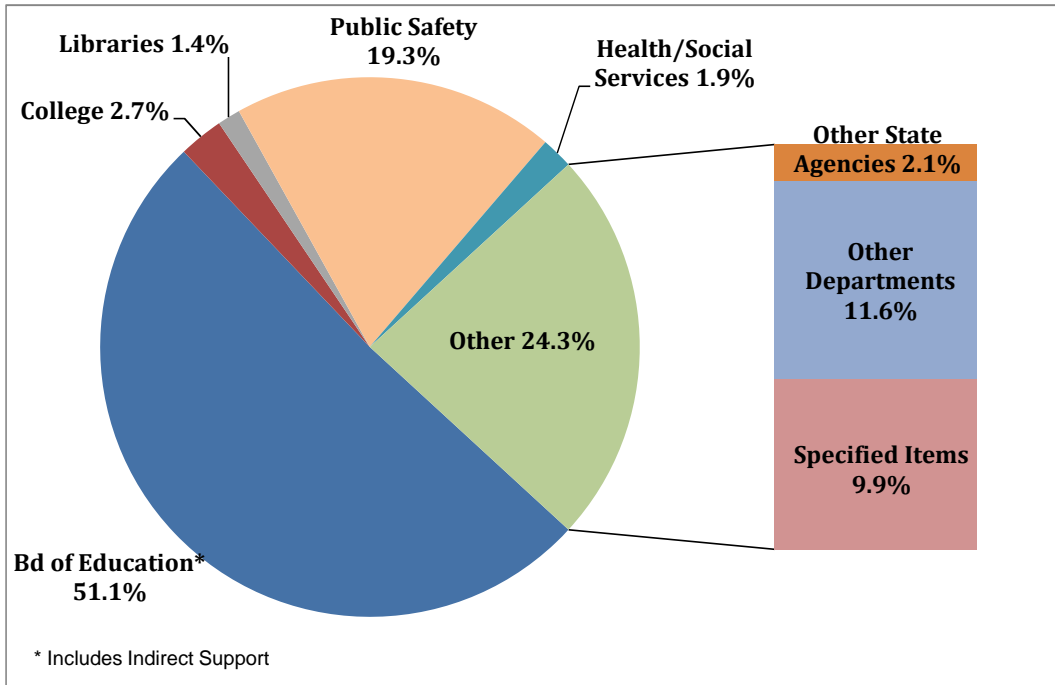
Positions Exempt from the County Classified Service

	FY2013 Approved	FY2014 Request	FY2014 Approved	FY2014 Adjusted	FY2015 Budget	Variance
General Fund						
Legislative Branch	25	25	25	25	25	0
County Executive	18	19	19	19	19	0
Office of Law	2	2	2	2	2	0
Office of Administrative Hearings	2	2	2	2	2	0
Chief Administrative Officer	3	2	2	2	2	0
Office of Central Services	1	1	1	1	1	0
Office of Finance	2	2	2	2	2	0
Office of the Budget	1	1	1	1	1	0
Office of Personnel	2	2	2	2	2	0
Office of Information Technology	2	2	2	2	2	0
Office of Planning and Zoning	2	2	2	2	2	0
Department of Inspections and Permits	10	9	9	9	9	0
Department of Public Works	2	2	2	2	2	0
Department of Aging and Disabilities	2	2	2	2	2	0
Department of Recreation and Parks	2	2	2	2	2	0
Health Department	1	1	1	1	1	0
Police Department	2	2	2	4	4	0
Fire Department	2	2	2	2	4	2
Department of Detention Facilities	2	2	2	2	2	0
Circuit Court	57	58	58	58	58	0
Orphans' Court	3	3	3	3	3	0
Office of the State's Attorney	110	110	110	108	108	0
Office of the Sheriff	3	3	3	3	2	-1
Board of License Commissioners	27	27	27	27	27	0
Board of Supervisors of Elections	4	4	4	4	4	0
Ethics Commission	2	2	2	2	2	0
General Fund	289	289	289	289	290	1

**Budget Message
Operating Budget Highlights**

FY2015 Approved Budget

**General Fund Appropriations
\$1,349,416,700**



Category (% of whole)	FY2014 Original	FY2015 Budget	Inc (Dec)
Bd of Education* (51.1%)	676,254,600	688,983,300	1.9%
College (2.7%)	31,437,700	35,937,700	14.3%
Libraries (1.4%)	16,558,700	18,584,000	12.2%
Public Safety (19.3%)	242,909,200	260,965,400	7.4%
Health/Social Services (1.9%)	24,671,500	25,625,000	3.9%
Other State Agencies (2.1%)	26,574,200	28,729,000	8.1%
Other Departments (11.6%)	146,104,700	156,329,500	7.0%
Specified Items (9.9%)	155,285,800	134,262,800	-13.5%
Total (100%)	1,319,796,400	1,349,416,700	2.2%
Other Departments			
Public Works (2.5%)	31,490,300	33,221,600	5.5%
Planning & Zoning / Insp & Permits (1.5%)	18,971,600	19,930,900	5.1%
Recreation & Parks (1.7%)	22,082,800	23,342,900	5.7%
Central Services (1.4%)	17,789,100	19,496,400	9.6%
Office of Information Technology (1.2%)	15,251,200	16,837,900	10.4%
Other (3.2%)	40,519,700	43,499,800	7.4%
Sub-Total (11.6%)	146,104,700	156,329,500	7.0%
Specified Items			
CAO Contingency (0.8%)	14,615,900	10,795,900	-26.1%
PayGo (1.7%)	25,177,000	23,016,500	0.0%
Debt Service (3.9%)	51,268,300	52,128,300	1.7%
Self Insurance (1.0%)	11,918,000	12,942,000	8.6%
Revenue Reserve (0.2%)	20,300,000	3,300,000	-83.7%
Retiree Health (1.5%)	20,000,000	20,000,000	0.0%
OPEB Contribution (0.7%)	10,000,000	10,000,000	0.0%
State Dept of Assess (0.2%)	2,006,600	2,080,100	3.7%
Sub-Total (9.9%)	155,285,800	134,262,800	-13.5%

Budget Highlights
Capital Budget and Program

FY2015 Approved Budget

Significant Capital Projects

The presentation above shows that the FY2015 budget provides \$242,459,389 in appropriation authority for General County Capital Projects. This amount of appropriation authority is distributed among a total of 151 capital projects. The "80-20 Rule" (whereby 80% of the whole can be explained by just 20% of the detail) again applies to the Capital Budget this year. That is, just 19 capital projects (12.6% of the 151 projects) account for \$192,946,000, or 79.6%, of the FY2015 Capital Budget appropriation.

The table in the opposite column lists these 19 capital projects and sorts them into two categories: those that are of a recurring nature, and those that are not. The recurring projects represent major initiatives to renovate and rehabilitate existing infrastructure. This investment will not only improve the quality of life in Anne Arundel County but should also have a positive impact on the operating budget in that facilities that are beyond their useful life tend to require more maintenance. Give the maintenance backlogs in virtually all of these major infrastructure categories (e.g., schools, roads, county buildings, etc.) this positive impact is not likely to result in operating budget reductions but rather in improved service delivery.

Virtually all of the non-recurring projects are similar to the recurring projects in that they represent the renovation, rehabilitation or replacement of existing infrastructure. A brief description of these major capital projects is shown on the following pages. More detail regarding these and all the other capital projects can be found in the Capital Budget and Program, which is an integral part of the County's Comprehensive Budget.

Major Capital Projects	
Capital Project	FY2015 Amount
Building Systems Renov	\$19,741,000
Information Tech Enhance	\$11,941,000
Road Reconstruction	\$11,000,000
Open Space Classroom Enclosures	\$8,630,000
Maintenance Backlog	\$5,620,000
All Day K and Pre K	\$5,000,000
Road Resurfacing	\$5,000,000
Developer Streetlights	\$4,500,000
Bd of Education Overhead	\$4,000,000
Athletic Stadium Imprv	\$3,500,000
County Facilities & Sys Upgrad	\$3,350,000
Recurring Subtotal	\$82,282,000
Severna Park HS	\$49,951,000
Rolling Knolls ES	\$17,100,000
Benfield ES	\$14,000,000
West Annapolis ES	\$12,000,000
Lothian ES	\$6,762,000
Mills-Parole ES	\$3,551,000
Crofton ES	\$3,466,000
South Shore Trail	\$3,834,000
Non-Recurring Subtotal	\$110,664,000
Total	\$192,946,000

Budget Highlights

Capital Budget and Program

FY2015 Approved Budget

Severna Park HS (total cost estimate: \$134.2 million)

This project provides for the replacement of Severna Park HS. The current school facility was originally constructed in 1959 with additions and renovations in 1973 and a cafeteria addition in 1982. The existing building is not configured to support the current and future educational program.

Although this project provides additional capacity, the impact on the operating budget is not expected to be significant; it is anticipated that the impact on the operating budget could be \$100,000 to \$500,000 per year.

Rolling Knolls ES (total cost estimate: \$36.6 million)

The project provides for the replacement of Rolling Knolls ES. The current school facility was originally constructed in 1963. The existing building is not configured to support the current and future educational program.

Although this project provides additional capacity, the impact on the operating budget is not expected to be significant; it is anticipated that the impact on the operating budget could be \$100,000 to \$500,000 per year.

Benfield ES (total cost estimate: \$37.6 million)

This project provides a modernization and an addition for Benfield ES. The current school facility was originally constructed in 1962. The existing building is not configured to support the current and future educational program. Although this project provides additional capacity, the impact on the operating budget is not expected to be significant; it is anticipated that the impact on the operating budget could be \$100,000 to \$500,000 per year.

West Annapolis ES (total cost estimate: \$23.9 million)

This project provides a modernization for Phoenix Annapolis at Germantown ES. The current facility was originally constructed in 1939 with additions in 1956 and 1984. The existing building is not configured to support the current and future educational program. Although this project provides additional capacity, the impact on the operating budget is not expected to be significant; it is anticipated that the impact on the operating budget could be \$100,000 to \$500,000 per year.

Lothian ES (total cost estimate: \$31.7 million)

This project provides for the replacement of Lothian ES. The current facility was originally constructed in 1956 with additions in 1966, 1977 and 1993.

The existing building is not configured to support the current and future educational program. Although this project provides additional capacity, the impact on the operating budget is not expected to be significant; it is anticipated that the impact on the operating budget could be \$100,000 to \$500,000 per year.

Mills-Parole ES (total cost estimate: \$30.5 million)

This project provides for the revitalization of and addition to Mills-Parole ES. The current facility was originally constructed in 1952 with additions in 1958, 1965 and 1994. The existing building is not configured to support the current and future educational program. Although this project provides additional capacity, the impact on the operating budget is not expected to be significant; it is anticipated that the impact on the operating budget could be \$100,000 to \$500,000 per year.

Crofton ES (total cost estimate: \$28.5 million)

This project provides for the revitalization of and addition to Crofton ES. The current facility was originally constructed in 1969 with additions in 1999, and 2004. The existing building is not configured to support the current and future educational program. Although this project provides additional capacity, the impact on the operating budget is not expected to be significant; it is anticipated that the impact on the operating budget could be \$100,000 to \$500,000 per year.

South Shore Trail (total cost estimate: \$10.3 million)

This project is authorized to acquire property, design and construct a paved multi-use trail primarily utilizing the abandoned road bed of the WB& A Railroad between Annapolis and Odenton. The trail will connect with the Colonial Annapolis Maritime Trail on the east end and the WB & A Trail on the west. The trail will be a component of the East Coast Greenway and the American Discovery Trail. Although this project provides additional capacity, the impact on the operating budget is not expected to be significant; it is anticipated that the impact on the operating budget could be \$100,000 to \$500,000 per year.

Budget Highlights

Capital Budget and Program

FY2015 Approved Budget

Life Long Learning

Board of Education

- Funds recurring projects totaling \$33.6 million in FY2015
 - Systemic Replacements
 - Student Safety
 - School Furniture Replacement
 - School Bus Replacement
 - Driveway and Parking Lots
 - Roof Replacement
 - Additions
 - Athletic Stadium Improvements
- Provides funding of \$16.1 million in FY2015 for the completion of the following schools with total project costs in excess of \$119.6 million:
 - Annapolis ES (\$2,348,000)
 - Lothian ES (\$6,762,000)
 - Crofton ES (\$3,466,000)
 - Mills-Parole (\$3,551,000)
- Provides construction funding of \$93 million for the following projects in FY2015 with total project costs of nearly \$232.3 million:
 - Benfield ES (\$14,000,000)
 - Rolling Knolls ES (\$17,100,000)
 - West Annapolis ES (\$12,000,000)
 - Severna Park HS (\$49,951,000)
- FY2015 Budget provides feasibility funding for Manor View ES and High Point ES. Planning, design and construction funding provided in the program.
- All Day K and Pre K (\$5 million), Open Space Classroom Enclosures (\$8.6 million), Relocatable Classrooms (\$1.2m) and Maintenance Backlog (\$5.6m)

Community College

- Provides funding (\$56.5) in the program for the renovation and addition to the Florestano Allied Health Building. (total project cost of \$80.9 million)
- Provides funding of \$746k in FY2015 to purchase a modular facility that used during the Library and Administration projects for surge space.
- Provides \$275k in FY2015 to replace control system in the CADE Building.
- Funding is included for Campus Improvements (\$700k), Walkways, Roads and Parking Lots (\$500k) and Systemics (\$1m).

Library

- Provides \$350,000 for Library Renovations.
- Provides construction funding in the program (\$35.6 m) for the replacement of the Annapolis Regional Library.
- Funds \$428k for a generator at Library Headquarters.

Budget Highlights

Capital Budget and Program

FY2015 Approved Budget

Public Safety

Fire

- Provides funding (\$1.4 m) for the construction of the Lake Shore Fire Station.
- FY2015 includes funding to purchase the site for the new Galesville Fire Station replacement.
- Funding provided in the program for the renovation, replacement or relocation of the following fire stations: Galesville Fire Station, Harmans Dorsey, Jessup, Jacobsville and Herald Harbor.

Police

- Funding provided in the program in FY2016 (\$10.2 m) for the construction of the Police Training Academy.

Detention Facilities

- Funding provided in FY2015 to complete the fire alarm system at Jennifer Road Detention Center. In addition, funding is included for security upgrades of Jennifer Road and Ordinance Road Detention Centers.

General County

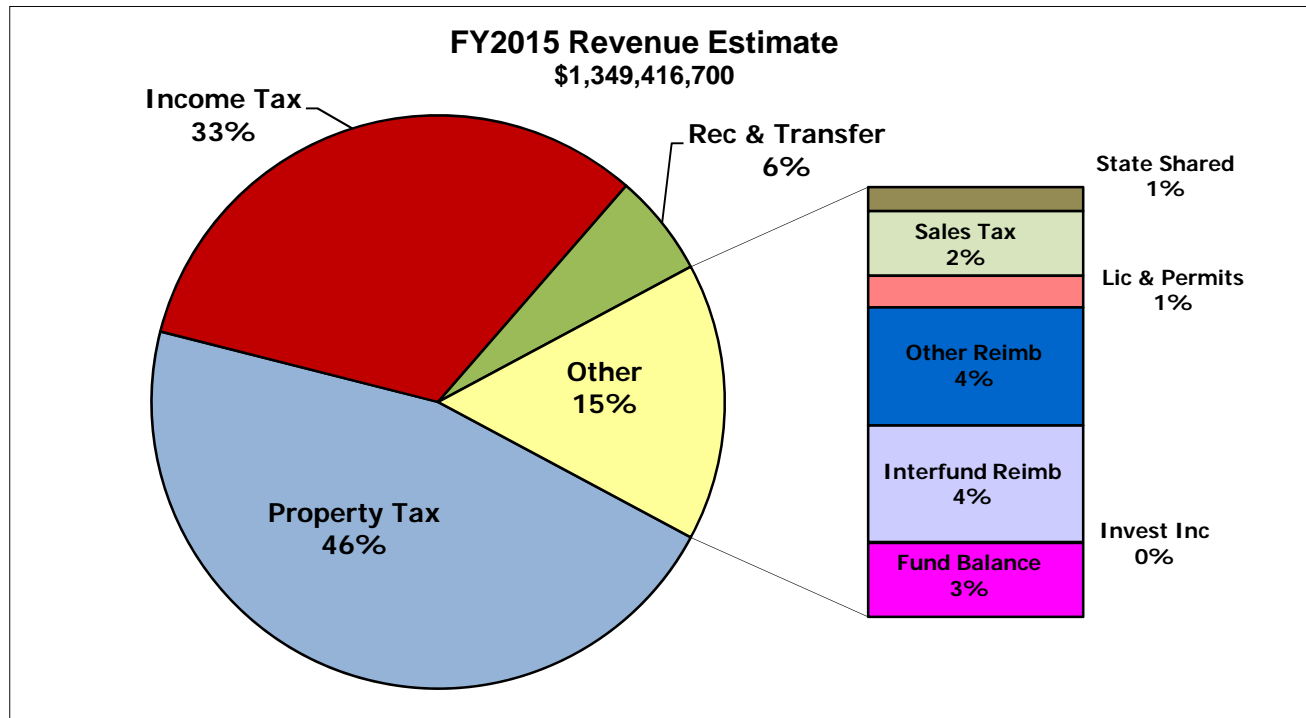
- Provides \$11.9 m in funding for Information Technology Enhancements.
- Continues to provide funding for the County to promote the program to subsidize water treatment systems on approved properties and for lab testing and other services to evaluate groundwater quality

General County (continued)

- Continues to provide funding for the Failed Sewage & Private Well program that provides for laboratory, outreach and other services required to assess public health issues related to private wells, septic systems, water treatment systems, and recreational water quality.
- Continues to fund the efforts to improve roads in the County.
- Funds the dredging of Rockhold and Pocahontas Creeks to restore recreational boating to the community with the assistance of Maryland Waterway Improvement Funds.
- Continue to acquire land through the Greenways, Parkland and Open Space Project to include the preservation of the County's natural resources and the provision of recreation areas for County citizens. State Program Open Space grants and the County's Forest Conservation Fund are the primary fund sources for this effort.
- Continue to pursue agricultural and woodland easements in accordance with state and local preservation programs.

Comparative Statement of Revenues - General Fund

Funding Source	FY2013 Actual	FY2014 Original	FY2014 Revised	FY2015 Estimate	Inc (Dec) from Orig.
Property Taxes	589,899,231	602,719,000	605,147,000	622,502,000	19,783,000
Local Income Tax	407,582,398	417,300,000	419,400,000	437,600,000	20,300,000
State Shared Revenues	30,436,273	11,542,000	12,305,000	11,822,000	280,000
Recordation & Transfer Taxes	81,036,685	73,000,000	76,000,000	78,000,000	5,000,000
Local Sales Taxes	32,689,946	32,370,000	31,530,000	31,804,000	(566,000)
Licenses and Permits	15,306,285	15,060,100	15,342,800	15,517,500	457,400
Investment Income	189,172	400,000	400,000	400,000	0
Other Reimbursements	57,142,987	54,201,900	55,979,200	58,134,500	3,932,600
Interfund Reimbursements	61,518,783	52,074,700	52,813,500	57,245,700	5,171,000
Total County Revenue	1,275,801,760	1,258,667,700	1,268,917,500	1,313,025,700	54,358,000
Fund Balance	(34,310,271)	61,128,700	48,964,800	36,391,000	(24,737,700)
Total	1,241,491,489	1,319,796,400	1,317,882,300	1,349,416,700	29,620,300



**Revenue Summary
General Fund**

FY2015 Approved Budget

Revenue Category: Property Taxes

Funding Source	Actual FY2013	Original FY2014	Revised FY2014	Estimate FY2015	Inc (Dec) from Orig.
Real Property Tax	644,881,975	644,479,000	647,932,000	649,177,000	4,698,000
Corporate Property Tax	58,334,257	58,010,000	57,247,000	56,049,000	(1,961,000)
Personal Property Tax	733,119	643,000	749,000	735,000	92,000
Homestead Tax Credit	(111,208,975)	(96,947,000)	(95,825,000)	(78,800,000)	18,147,000
Homeowner Credit - Local	(1,580,242)	(1,633,000)	(1,503,000)	(1,520,000)	113,000
Homeowner Credit - State	(3,579,383)	(3,665,000)	(3,458,000)	(3,500,000)	165,000
Other Property Tax Credit	(1,170,770)	(1,199,000)	(2,309,000)	(1,933,000)	(734,000)
State Circuit Breaker Rei	3,579,383	3,665,000	3,458,000	3,500,000	(165,000)
Prior Year Tax & Credits	(1,191,046)	(1,836,000)	(2,158,000)	(2,191,000)	(355,000)
Interest and Penalties	1,100,913	1,202,000	1,014,000	985,000	(217,000)
Total	589,899,231	602,719,000	605,147,000	622,502,000	19,783,000

- FY14 collections are projected to be higher than originally estimated due to better than expected new construction activity.
- The FY15 estimate is a 2.8% increase over the revised estimate for FY14.
- The difference between this estimated growth and that allowed under the Property Tax Cap (1.89% for FY15) is attributable to new construction which is excluded from the limit.

Background

County property taxes are levied against real property and personal property. Both residential and business real property is subject to property tax while only business personal property is subject to property tax. In addition to the exemptions for properties that are owned and used by religious, charitable, or educational organizations, and for property owned by the Federal, State, or local governments, these property taxes are the subject of many credit programs, as well as the Property Tax Revenue Limit (i.e., "Tax Cap") imposed by county voters in November of 1992.

The general process of estimating property taxes can be described as follows:

- 1.The assessable base for real and personal property is estimated
- 2.The impact of property tax credit programs is estimated and subtracted from the assessable base
- 3.Tax rates are then identified and applied to this adjusted assessable base, and an associated revenue yield is determined.

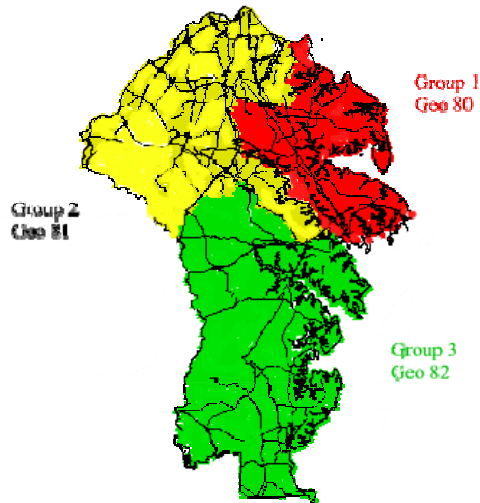
While this generally describes the estimation process, the actual estimation process is more complicated due to the specific requirements of the different property tax credit programs, the Tax Cap, and the calculation of the City of Annapolis tax differential.

Revenue Summary General Fund

FY2015 Approved Budget Property Taxes

Assessment of Real Property

Each year the Department of Assessments and Taxation values one-third of all real property. Over a three-year period, all properties in the State are required to be appraised based on a physical inspection. Any increase in the full cash value (market value) is phased in over the next three years. The phased-in full cash value is the assessed value for each taxable year. The assessment areas for Anne Arundel County are shown in the following figure and the cycle is as follows:



State Department of Assessments and Taxation
Data as of May 2001

- Group 1 will be reassessed for January 1, 2016
- Group 2 will be reassessed for January 1, 2017
- Group 3 will be reassessed for January 1, 2015

Assessment of Personal Property

Personal property includes such items as business furniture, fixtures, and equipment; commercial or manufacturing inventory; and manufacturing machinery. The assessment of personal property is also the responsibility of the Department of Assessments and Taxation. All assessments are made on the full cash value of the property on the date of finality, subject to the many exemptions allowed by the local governments. Assessments are made annually on the basis of sworn reports filed by businesses with the department's central office and covering all tangible personal property located in Maryland. Separate provisions apply to the assessment of operating property of railroads and public utilities.

Electricity deregulation legislation enacted by the 1999 General Assembly resulted in a 50% exemption for certain personal property used to generate electricity for sale. This property tax exemption reduced the assessable base by over \$400 million and reduced revenues by an estimated \$10 million. A portion (\$7.8 million) of this revenue reduction was offset by a state deregulation grant to the county. The 2007 Special Session eliminated this grant but provided for the recapture of this revenue through the local property tax.

Revenue Summary
General Fund

FY2015 Approved Budget
Property Taxes

Estimated Assessable Base

The County's assessable tax base is estimated to decrease by 4% to \$76.4 billion. The real property component of this assessable base is estimated to increase by 1% while the personal property component is estimated to decrease by 1%.

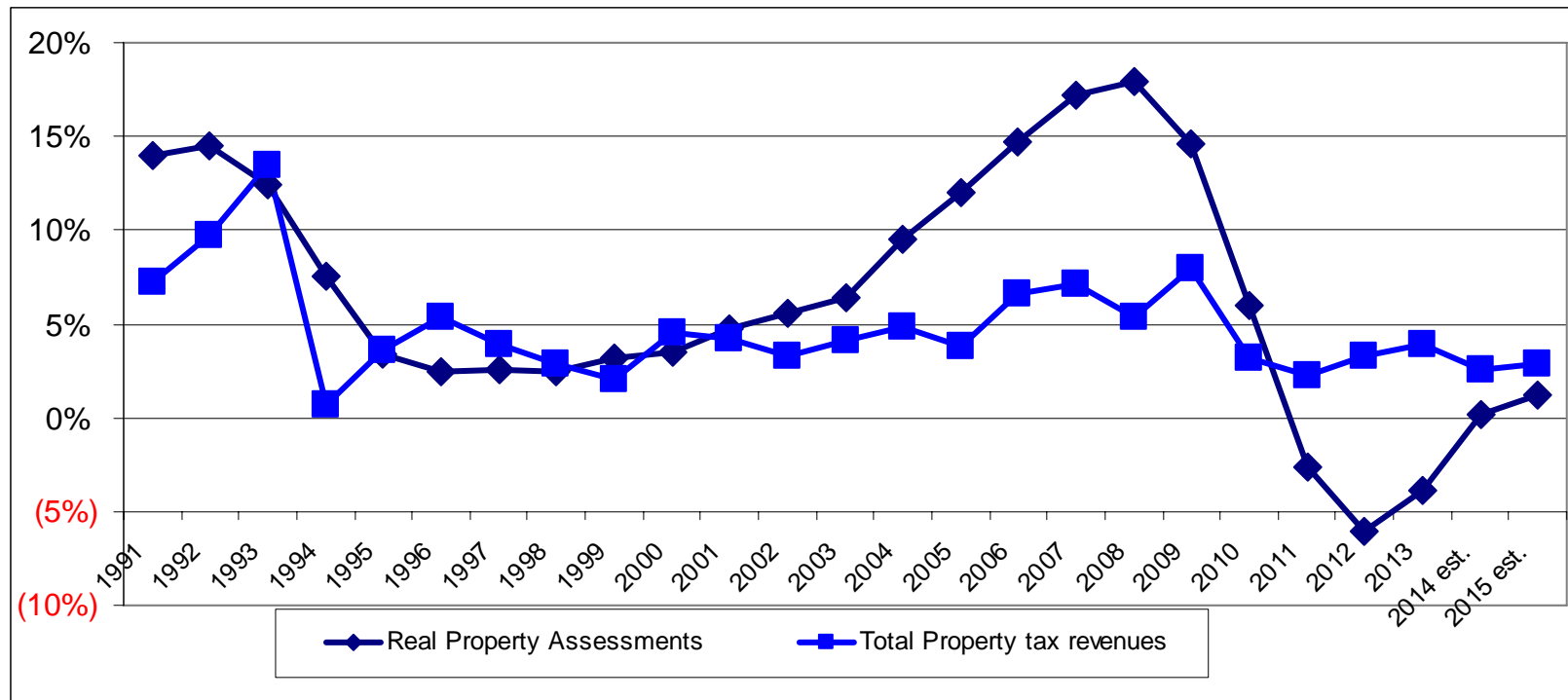
(\$ in millions)

Fiscal Year	Real Property		Personal Property		Total Property	
	Amount	Change	Amount	Change	Amount	Change
1991	18,449.5	14%	1,487.6	6%	19,937.1	13%
1992	21,131.1	15%	1,544.9	4%	22,675.9	14%
1993	23,753.8	12%	1,960.0	27%	25,713.8	13%
1994	25,548.5	8%	1,985.8	1%	27,534.3	7%
1995	26,405.4	3%	2,074.3	4%	28,479.7	3%
1996	27,051.8	2%	2,187.7	5%	29,239.5	3%
1997	27,735.8	3%	2,305.0	5%	30,040.8	3%
1998	28,408.0	2%	2,340.6	2%	30,748.6	2%
1999	29,299.1	3%	2,383.3	2%	31,682.4	3%
2000	30,332.9	4%	2,532.4	6%	32,865.3	4%
2001	31,785.6	5%	2,409.1	(5%)	34,194.7	4%
2002	33,562.1	6%	2,419.7	0%	35,981.7	5%
2003	35,715.6	6%	2,445.0	1%	38,160.6	6%
2004	39,116.3	10%	2,379.4	(3%)	41,495.7	9%
2005	43,803.1	12%	2,406.5	1%	46,209.5	11%
2006	50,253.5	15%	2,478.8	3%	52,732.3	14%
2007	58,870.2	17%	2,589.1	4%	61,459.3	17%
2008	69,445.6	18%	2,518.2	(3%)	71,963.8	17%
2009	79,621.4	15%	2,753.6	9%	82,375.0	14%
2010	84,417.2	6%	2,736.4	(1%)	87,153.5	6%
2011	82,238.1	(3%)	2,642.0	(3%)	84,880.1	(3%)
2012	77,289.4	(6%)	2,553.9	(3%)	79,843.4	(6%)
2013	74,266.0	(4%)	2,581.2	1%	76,847.2	(4%)
2014 est.	74,405.3	0%	2,513.1	(3%)	76,918.4	0%
2015 est.	75,292.3	1%	2,479.4	(1%)	77,771.7	1%

Rate of Growth: Property Assessments versus Property Tax Revenue

The annual rate of growth estimated for real property assessments in FY2006 and FY2007 had not been so great since FY1992. However, after six straight years of double-digit assessment increases between FY2004 and FY2009, FY2010's growth rate was dramatically lower, and was followed by three consecutive years of declines from FY2011 through FY2013. The FY2014 estimate is flat, and the FY2015 estimate is for a small 1% increase. The impact of the property tax cap and the Homestead Credit Program is seen in the wide gap shown in the chart below which provides this revenue category a significant hedge against housing market downturns.

Real Property Assessments and Property Tax Revenue
Comparison of Historical and Estimated Change



Property Tax Credit Programs

The largest property tax credit program is the Homestead Tax Credit. This state law (www.dat.state.md.us/sdatweb/homestead.html) was established to help homeowners deal with large assessment increases. The Homestead Credit limits the increase in taxable assessments each year to a fixed percentage. Every county and municipality in Maryland is required to limit taxable assessment increases to 10% or less each year. Anne Arundel County has established this limit to be 2%. In the City of Annapolis, the limit is set at 10%, which applies to taxes levied by the City of Annapolis. The Homestead Credit applies only to the principal residence of the property owner.

Technically, the Homestead Credit does not limit the market value of the property as determined by the Department of Assessments and Taxation. It is actually a credit applied against the tax due on the portion of the reassessment exceeding 2% from one year to the next. The credit is calculated based on the 10% limit for purposes of the State property tax, and 2% for purposes of County taxation. In other words, the homeowner pays no property tax on the assessment increase which is above the limit.

Chapters 564 and 565 of the 2007 General Assembly Session require homeowners to apply by December 30, 2012 to the State Department of Assessments and Taxation to continue to receive the Homestead Credit. This deadline was extended by one year by Chapter 25 of the 2013 Session. As a result, in Anne Arundel County approximately 14,000 owners became ineligible for the credit because they did not submit applications before the deadline or because their properties were determined to be ineligible (e.g., vacation homes or rental properties) for the tax credit. The value of these properties is approximately \$1 billion, which will result in additional property tax payments of approximately \$9.8 million. Given the Property Tax Revenue Cap, however, this does NOT result in the realization of additional property tax revenue but instead puts downward pressure on the property tax rate allowed under the tax cap.

The next largest tax credit program is the Homeowner's Property Tax Credit which is also known as the "Circuit Breaker". This State funded program (www.dat.state.md.us/sdatweb/htc.html) provides relief to homeowners who meet the income eligibility criteria, regardless of age. The tax credit is determined according to the relationship between the homeowner's income and actual property tax that is levied against the property owner's principal residence. The tax credit does not cover the full amount of the property tax. Rather, credits are computed according to a sliding scale, with the result that the tax credit diminishes as the gross household income increases. Anne Arundel County provides a local supplement to the credits provided under this program. Because the State funds their component of this program, the budget summary for Property Taxes shows the foregone revenue associated with this program along with a reimbursement from the State for a comparable amount.

The impact of a variety of other property tax credit programs is also included in the revenue estimate. However, the Homestead and Homeowner's Tax Credit Programs account for about 98% of all credits.

The following table shows the estimated assessable base for FY2015, subtracts the estimated amounts associated with all of the tax credit programs, and estimates the revenue yield using the approved property tax rates.

FY2015 Property Tax Estimate

	County	City	Total
A. Assessable Base Estimate			
Real Property			
Full Year - Existing Properties	\$64,772,385,000	\$5,855,811,000	\$70,628,196,000
Full Year - New Construction	385,000,000	15,000,000	400,000,000
Half Year - New Construction	170,000,000	5,000,000	175,000,000
Total Real Property	\$65,327,385,000	\$5,875,811,000	\$71,203,196,000
Personal Property			
Unincorporated Businesses	29,700,000	2,475,000	32,175,000
Corporations	1,483,664,000	86,130,000	1,569,794,000
Public Utilities	791,171,000	86,275,000	877,446,000
Total Personal Property	\$2,304,535,000	\$174,880,000	\$2,479,415,000
Total Assessable Base Estimate	\$67,631,920,000	\$6,050,691,000	\$73,682,611,000
B. Less Tax Credits			
Real Property Tax Credits			
Agricultural Tax Credit	\$63,345,000	\$0	\$63,345,000
Airport Noise Zone Tax Credit	642,000	0	642,000
Brownfields Tax Credit	84,836,000	0	84,836,000
Civic Association Tax Credit	0	0	0
Community Revitalization Tax Credit	1,030,000	0	1,030,000
Conservation Property Tax Credit	11,330,000	0	11,330,000
Homeowners Tax Credit--Local	146,201,000	25,015,000	171,216,000
Homeowners Tax Credit--State	329,142,000	70,267,000	399,409,000
Homestead Tax Credit (102%)	7,954,270,000	672,159,000	8,626,423,000
Total Real Property Tax Credits	\$8,590,796,000	\$767,441,000	\$9,358,237,000
Personal Property Tax Credits			
Foreign Trade Zone Tax Credit	17,510,000	0	17,510,000
Total Personal Property Tax Credits	17,510,000	0	17,510,000
Total Tax Credits	\$8,608,306,000	\$767,441,000	\$9,375,747,000

Revenue Summary
General Fund

FY2015 Approved Budget
Property Taxes

Real Property Base Less Credits	\$56,736,589,000	\$5,108,370,000	\$61,844,959,000
Personal Property Base Less Credits	2,287,025,000	174,880,000	2,461,905,000
Total Assessable Base Less Credits	59,023,614,000	5,283,250,000	64,306,864,000

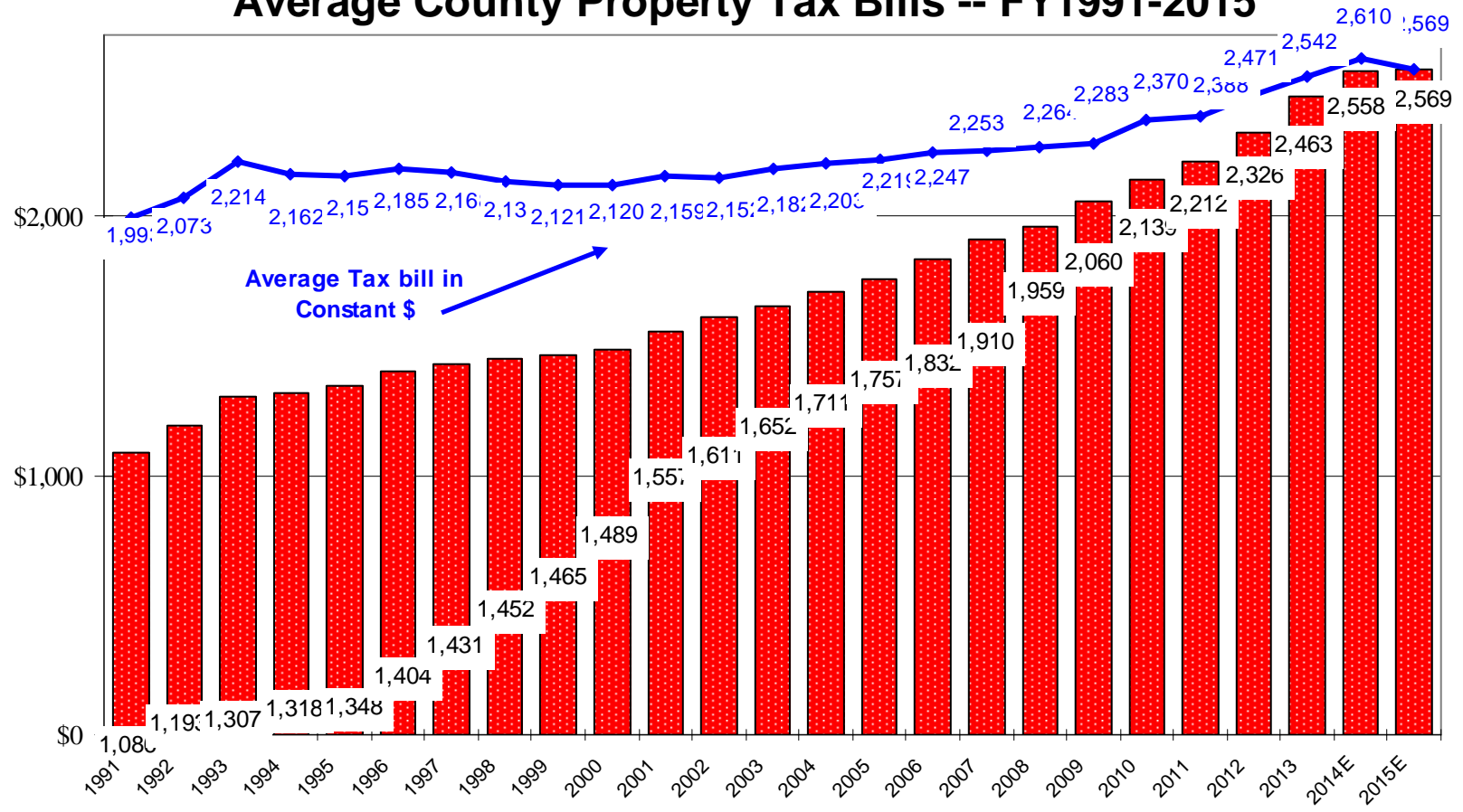
C. Tax Rates and Revenue Yield

Real Property Tax Rate			
Tax Rate	\$0.943	\$0.564	
Total Yield	535,026,000	28,811,000	563,837,000
Personal Property Tax Rate			
Tax Rate	\$2.357	\$1.410	
Total Yield	53,905,000	2,466,000	56,371,000
Total Property Tax Yield	588,931,000	31,277,000	620,208,000

The following table and chart summarizes property taxes for an average homeowner-occupied property both within and outside of the City of Annapolis:

	Outside Annapolis	Within Annapolis
1. FY2014 tax rates (real property / personal property)	\$0.950 / \$2.375	\$0.569 / \$1.422
2. FY2014 tax differential (real property / personal property)		\$0.381 / \$0.953
3. FY2014 avg property tax for homeowner-occupied property	\$2,558	\$1,622
4. FY2014 property tax yield per penny	\$6,070,000	\$543,000
5. FY2015 tax rates (real property / personal property)	\$0.943 / \$2.357	\$0.564 / \$1.410
6. FY2015 tax differential		\$0.379 / \$0.947
7. FY2015 avg property tax for homeowner occupied property	\$2,569	\$1,626
8. \$ and percent changes from FY2014 average tax bill	\$11 / .4%	\$4 / .2%
9. FY2015 avg full (market) value of homeowner occupied property	\$343,900	\$387,700
10. FY2015 avg taxable value of homeowner occupied property (full value minus average homestead tax credit)	\$272,400	\$288,200
11. Effect of 1¢ change (\$ and %) on average property tax bill	\$27 / 1.1%	\$29 / 1.8%
12. FY2015 property tax yield per penny	\$6,287,500	\$560,500

Average County Property Tax Bills -- FY1991-2015



SUMMARY OF IMPACT OF PROPERTY TAX REVENUE LIMIT

- The Property Tax Revenue measure approved by County voters in November 1992 limits the growth of total property tax revenues from properties on the tax rolls at the beginning of Fiscal Year 2014 to the lesser of: (a) the percentage increase in the preceding January's Consumer Price Index; or (b) 4.5%.
- Property tax revenues from new properties coming onto the tax rolls during FY2015 are excluded from the Limit. Similarly, certain other revenues including prior year accounts and the State Circuit Breaker Reimbursement are excluded from the Limit. Therefore, the percentage growth of total property tax revenues can be greater than the maximum percentage allowable under the Revenue Limit.
- The January 2014 increase of the Washington-Baltimore Area Consumer Price Index for all Urban Consumers was 1.89% over January 2013.
- FY2015 property tax revenues from properties on the tax rolls are allowed to increase by 1.89% over estimated FY2014 revenues. Estimated FY2014 property tax revenues subject to the limit are \$604.3 million. Therefore, before taking revenues from new properties into account, the maximum increase in property tax revenues is \$11.4 million (1.89% of \$604.3 million).
- The estimated amount of FY2015 revenues generated by new construction activity is \$5.3 million. Adding this \$5.3 million of revenues from new properties and the \$11.4 million increase allowed from existing properties results in a total allowable FY2015 increase of \$16.7 million. This is a combined 2.8% increase over FY2014 total estimated revenues subject to the Cap.
- Estimates by the Budget Office, relying on the State Department of Assessments and Taxation's estimates for the County's FY2015 assessable base, indicate that the existing properties base (net of property tax credits) will increase by 2.7% over FY2014. Absent the limit's provisions and any change in the property tax rate, this would result in an additional \$16 million in revenues, which would exceed the allowable amount of increase (\$11.4 million) by \$4.6 million.
- In order to bring estimated FY2015 Property Tax revenues in line with the allowable increase in revenues under the Property Tax Cap, the FY2015 Anne Arundel County Budget proposes to decrease the County real property tax rate outside Annapolis by 0.7 cents and the County real property tax rate within Annapolis by 0.5 cents.

Revenue Summary
General Fund

FY2015 Approved Budget
Property Taxes

Constant Yield Tax Rate Provision

The constant yield tax rate is the rate that, when applied to the current base, yields the same property tax revenue as in the prior year. Generally, when there is growth in the real property assessable base, the constant yield tax rate is lower than the existing tax rate. Under the State mandated constant yield tax rate program, taxing authorities are required to: (1) provide extensive information to the public about the constant yield tax rate and the assessable base; and (2) hold public hearings regarding proposals to enact a tax rate that is higher than the constant yield rate.

This budget proposes reducing the real property tax rate from \$0.95 to \$0.943 which is 1.6% higher than the constant yield rate of \$0.9283 and will generate \$8.2 million in additional property tax revenues. Therefore, as required by law, a public hearing is scheduled.

City of Annapolis Tax Differential

Residents of the City of Annapolis pay both a City and a County property tax. The tax differential represents the "non-city" portion of the County property tax rate. The City of Annapolis tax differential is calculated by allocating county spending into countywide and non-city categories. Countywide services include the Board of Education, the Community College, judicial services and detention facilities, health, and human services functions. Examples of non-city services include recreation and parks, and most police services, fire services and planning and zoning services. All taxes, grants and other revenues, except for property taxes, are allocated to offset the costs of either countywide or non-city services. An annual report that provides details pertaining to this calculation and which sets the tax differential amount is presented by the County Executive to the City of Annapolis each May.

**Revenue Summary
General Fund**

FY2015 Approved Budget

Revenue Category: Local Income Tax

Funding Source	Actual FY2013	Original FY2014	Revised FY2014	Estimate FY2015	Inc (Dec) from Orig.
Local Income Taxes (Inco	407,582,398	417,300,000	419,400,000	437,600,000	20,300,000
Total	407,582,398	417,300,000	419,400,000	437,600,000	20,300,000

- The FY14 revised and FY15 estimate are consistent with an assumed increase of 3.5%, 4.0% & 4.5% in the income tax distributions attributable to calendar years 2013, 2014 & 2015, respectively.
- The County Council approved a one-time reduction in the income tax rate from 2.56% to 2.49% effective January 1, 2011. This change resulted in a revenue loss of approximately \$4 million in both FY12 and FY13. The current rate is 2.56%, and no change in this rate is adopted for FY15.

Background

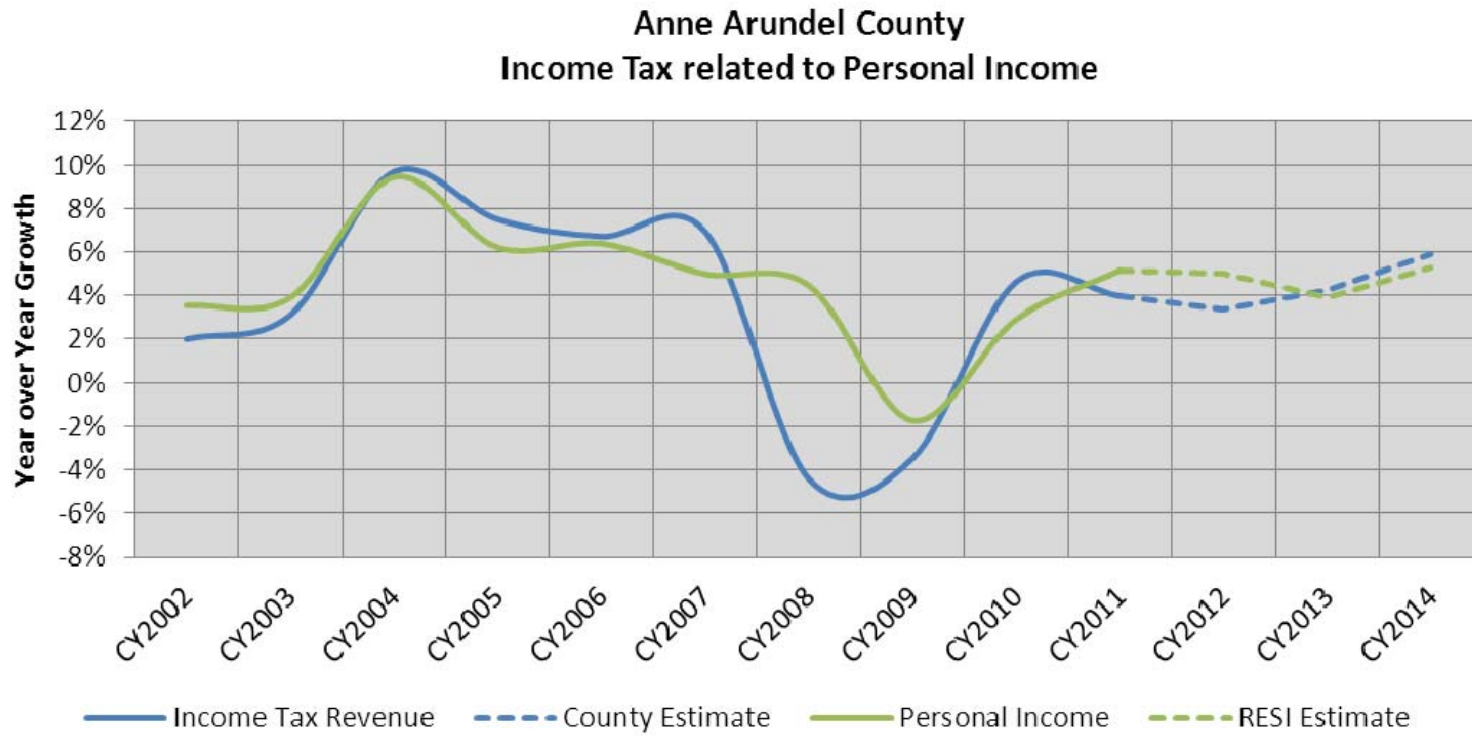
Historically, the income tax rate was stated as a percent of the State tax due. In 1999 State legislative action altered the manner by which income taxes are calculated for counties. This legislation was intended to simplify the calculation of local income taxes by taxpayers when they complete their state income tax forms. Most notably, county taxpayers now use one personal exemption amount to determine both their state and local income tax liability.

The income tax rate is now expressed as a percent of Maryland Net Taxable Income. The current rate in Anne Arundel County is 2.56%. No change in this rate is adopted for FY2015.

Revenue from the income tax is derived from personal income from County residents like salaries and social security payments as well as income from capital gains, interest and some business income. Local income tax revenue is collected by the State and distributed to local government throughout the year. These distributions consist of two components:

- (a) Distributions of quarterly withholdings, estimated income tax payments, and reconciling distributions related to specific calendar year tax returns. This accounts for about 90% of total income tax revenue.
- (b) Other miscellaneous distributions, including penalty and interest payments, delinquent filings, fiduciary returns, and unallocated withholdings, all of which are not allocable to specific calendar year tax returns.

The fundamental relationship between the rate of change in the growth of personal income and the rate of change in growth of income tax revenues is shown below.

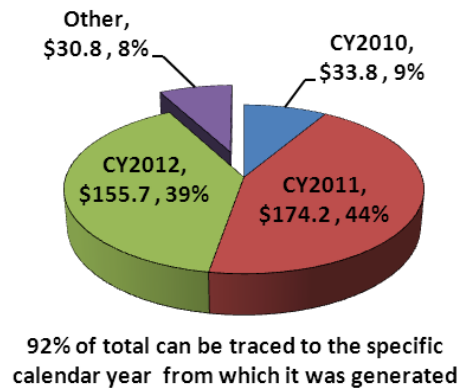


Revenue Summary General Fund

FY2015 Approved Budget Local Income Tax

While income taxes are generated on a calendar year (CY) basis (Jan. 1 to Dec. 31), the fiscal year (FY) in Anne Arundel County runs from July 1 to June 30. Over 90% of the income tax revenue received in a given fiscal year can be traced back to the specific calendar year from which it was generated. For FY 2012, income tax revenue can be broken-down as shown below.

**Anne Arundel County
FY 2012 Income Tax Revenue (\$394.5 million)**

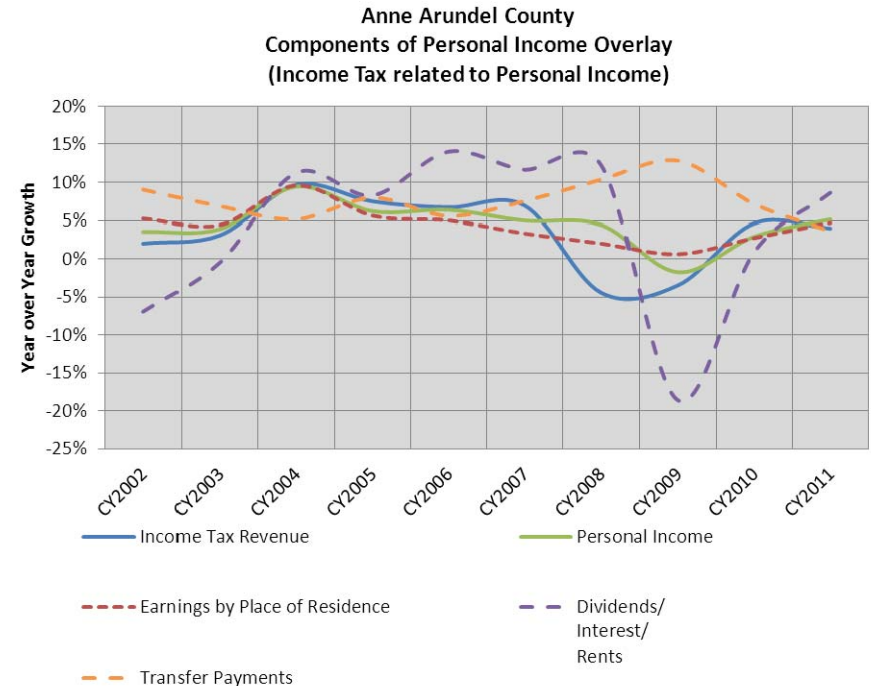


Each fiscal year, income tax revenue is received that relates to tax returns from three different calendar years. As shown in the above chart, we know that 44% of FY 2012 income tax revenue was generated from CY 2011. We also know that income tax revenue generated from CY 2011 tax returns totaled \$353.8 million and was received by Anne Arundel County in the following fiscal years:

Received in	Millions	% of Total
FY 2011	\$146.5	41.4%
FY 2012	\$174.2	49.2%
FY 2013	\$33.1	9.4%
CY 2011 Total	\$353.8	100.0%

Historically, this distribution of calendar year income tax revenue across fiscal years has been very consistent. Therefore, the strong relationship between personal income and calendar year income tax revenue can be useful in projecting income tax revenue on a fiscal year basis.

The Bureau of Economic Analysis's measure of aggregate personal income consists of three primary components: Earnings by Place of Residence, Dividends / Interest / Rents, and Transfer Payments. Over-laying these component parts onto the chart from the previous page, as is done below, helps explain the divergence between personal income and income tax revenue. Transfer payments (including unemployment insurance) are counter-cyclical and generate no income tax, while dividends / interest / rents are very volatile and tend to move in tandem with economic cycles.



Revenue Summary General Fund

FY2015 Approved Budget Local Income Tax

The Regional Economic Studies Institute (RESI) at Towson University's predicts increases in personal income of 5.2% and 5.4% in CY 2014 and CY 2015, respectively. This translates to a forecasted growth of 5.3% for FY 2015.

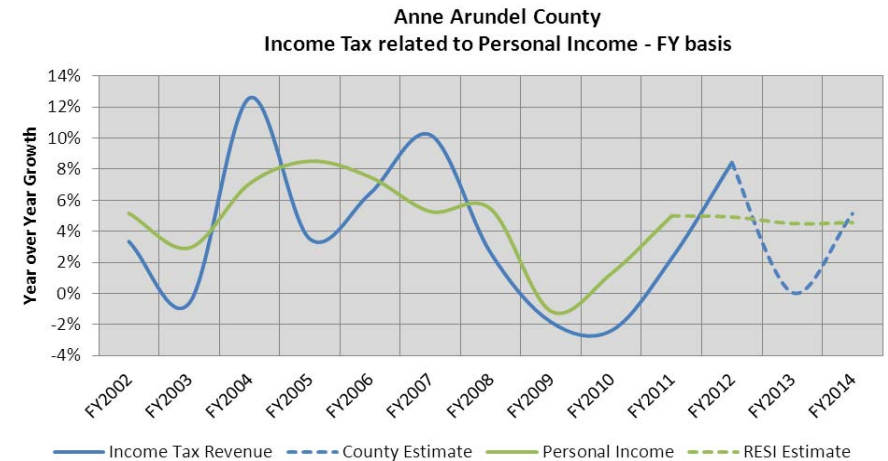
Comparison of Personal Income Forecasts						
		2012	2013	2014	2015	
State of Maryland	Board of Revenue Estimates (Dec)	3.5%	1.9%	4.6%	5.1%	
	Bureau of Revenue Est.s (Sep)	3.5%	2.0%	4.2%	4.3%	
	Sage Policy Group (Aug)	3.5%	2.2%	4.9%	5.2%	
	Moody's (Aug)	3.5%	2.7%	5.9%	7.1%	
	Global Insight (Aug)	3.5%	1.8%	5.0%	4.7%	
	RESI of Towson University (Jan)	3.5%	2.6%	4.2%	4.5%	
Anne Arundel County						
	RESI of Towson University (Jan)	4.1%	3.7%	5.2%	5.4%	
		Fiscal Year:	2012	2013	2014	2015
Anne Arundel County	RESI of Towson University (Jan)	5.8%	3.4%	4.6%	5.3%	

The Anne Arundel County Spending Affordability Committee has previously reported its observation that these forecasted growth rates in personal income tend to be optimistic. This observation, combined with the County's financial policy to "conservatively estimate revenues," explains why the underlying assumptions for growth in personal income used in the County's income tax revenue estimates tend to be slightly lower than those generally forecasted.

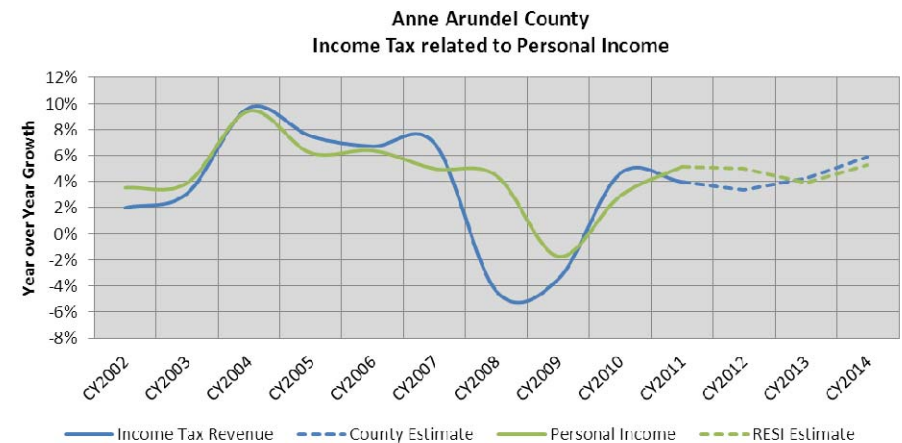
The income tax revenue estimates for FY14 and FY15 are consistent with an assumed increase in personal income in calendar years 2013, 2014, and 2015, of 3.5%, 4.0% and 4.5%, respectively.

The reason why it is important to describe income tax revenue estimates for a Fiscal Year, in terms of the underlying assumptions for growth in personal income on a Calendar Year basis for the three Calendar Years which contribute to that Fiscal Year's income tax revenue yield is illustrated to the right.

The following chart plots the relationship between personal income and income tax revenue on a FY-basis.



When compared to the chart at the beginning of this section (shown again below), the relationship between personal income and income tax revenue on a **FY-basis is significantly distorted**. This is primarily due to (1) the nature of the statewide income tax distribution process, and (2) the fact that income tax revenue received in a given fiscal year, relates to tax returns from three different calendar years.



**Revenue Summary
General Fund**

FY2015 Approved Budget

Revenue Category: State Shared Revenues

Funding Source	Actual FY2013	Original FY2014	Revised FY2014	Estimate FY2015	Inc (Dec) from Orig.
Admissions	8,407,658	8,980,000	8,800,000	8,980,000	0
Auto/Boat Rec Fees	3,625	2,000	2,000	2,000	0
Highway User Revenue	2,568,114	2,560,000	3,503,000	2,840,000	280,000
VLT-Impact Aid	19,456,875	0	0	0	0
Total	30,436,273	11,542,000	12,305,000	11,822,000	280,000

- Effective 7/1/2013, VLT Impact Aid has been accounted for in a special revenue fund.

Revenue Category: Recordation & Transfer Taxes

Funding Source	Actual FY2013	Original FY2014	Revised FY2014	Estimate FY2015	Inc (Dec) from Orig.
Recordation Tax	42,040,038	36,500,000	38,000,000	39,000,000	2,500,000
Transfer Tax	38,996,647	36,500,000	38,000,000	39,000,000	2,500,000
Total	81,036,685	73,000,000	76,000,000	78,000,000	5,000,000

- This volatile revenue category, having gone from a peak in FY08 of \$133 million to a low of \$56 million in FY09, is expected to continue to recover.
- The FY13 actual includes a one-time bump of \$4.6M related to the Constellation Energy sale.

Revenue Category: Local Sales Taxes

Funding Source	Actual FY2013	Original FY2014	Revised FY2014	Estimate FY2015	Inc (Dec) from Orig.
Sales-Electricity	5,086,423	4,900,000	5,200,000	5,300,000	400,000
Sales-Gas	814,719	780,000	870,000	890,000	110,000
Sales-Telephone	6,347,591	6,300,000	6,200,000	6,100,000	(200,000)
Sales-Fuel	54,458	50,000	60,000	60,000	10,000
Sales-Hotel/Motel	13,653,147	13,670,000	12,690,000	12,944,000	(726,000)
Sales-Parking	5,509,234	5,500,000	5,400,000	5,400,000	(100,000)
Trailer Park Rental Pmts	916,672	910,000	910,000	910,000	0
Gross Receipt Tax-Hvy Eq	307,702	260,000	200,000	200,000	(60,000)
Total	32,689,946	32,370,000	31,530,000	31,804,000	(566,000)

- The reduction in this revenue category is driven by the declining share of hotel/motel sales tax revenues which can retained by the County. The State Legislature mandates an increasing share of this locally imposed tax be dedicated to the Conference & Visitors Bureau and the Arts Council.

**Revenue Summary
General Fund**

FY2015 Approved Budget

Revenue Category: Licenses and Permits

Funding Source	Actual FY2013	Original FY2014	Revised FY2014	Estimate FY2015	Inc (Dec) from Orig.
Amusements	183,870	253,000	231,500	231,500	(21,500)
Special Events	7,950	7,000	7,000	7,000	0
Beer, wine, liquor	1,019,594	970,000	970,000	970,000	0
Trade licenses	274,810	279,500	279,500	279,500	0
Traders	854,505	800,000	800,000	800,000	0
Permits	8,028,611	8,040,500	8,281,800	8,514,600	474,100
Fines	77,409	66,000	68,000	66,000	0
Mobile Home Parks	29,490	32,600	30,600	30,600	(2,000)
Taxicabs	123,836	117,000	122,000	122,000	5,000
Animal Control	340,112	345,000	330,000	330,000	(15,000)
Other	2,420,632	2,291,500	2,304,700	2,308,300	16,800
Health	1,033,964	1,041,000	1,041,000	1,041,000	0
Public Space Permit Fees	911,505	817,000	876,700	817,000	0
Total	15,306,285	15,060,100	15,342,800	15,517,500	457,400

Revenue Category: Investment Income

Funding Source	Actual FY2013	Original FY2014	Revised FY2014	Estimate FY2015	Inc (Dec) from Orig.
Investment Income-Misc	2,708	0	0	0	0
Invest Inc-Restr-Split IS	60,329	150,000	150,000	150,000	0
Invest Inc-Gen Portfolio	318,088	250,000	250,000	250,000	0
Invest Inc-Sweep Accoun	237	0	0	0	0
Investment Income Trans	(192,191)	0	0	0	0
Total	189,172	400,000	400,000	400,000	0

**Revenue Summary
General Fund**

FY2015 Approved Budget

Revenue Category: Other Reimbursements

Funding Source	Actual FY2013	Original FY2014	Revised FY2014	Estimate FY2015	Inc (Dec) from Orig.
Reimbursements	11,306,302	11,863,100	13,533,500	14,135,700	2,272,600
Rental Income	1,432,095	1,495,000	1,450,000	1,450,000	(45,000)
Sheriff Fees	74,553	75,000	70,000	70,000	(5,000)
Administrative Fees	4,300,663	6,370,000	5,320,000	7,320,000	950,000
Health Department Fees	1,986,260	3,746,900	3,948,000	4,043,200	296,300
Certification of liens	134,650	140,000	125,000	125,000	(15,000)
Sale of Surplus Property	0	0	430,000	0	0
Developers Fees- Strt Lig	107,302	60,000	60,000	60,000	0
Sub-division	3,220,373	1,500,000	1,500,000	1,500,000	0
Cable Fees	10,229,615	9,700,000	10,000,000	10,450,000	750,000
Golf Course	4,947,577	4,377,700	4,377,700	4,420,300	42,600
Recreation and Parks	6,110,308	6,227,200	6,209,700	6,266,000	38,800
Seized/forfeited funds	352,493	305,000	355,000	355,000	50,000
Fines and fees	572,176	600,000	575,000	575,000	(25,000)
Miscellaneous "Other"	12,368,620	7,742,000	8,025,300	7,364,300	(377,700)
Total	57,142,987	54,201,900	55,979,200	58,134,500	3,932,600

- The "reimbursements" item consists primarily of police and fire aid, and 911 Trust Fund reimbursements (\$10.5M). The increases reflected in FY14 and FY15 are due to the restoration of police aid funding cuts dating back to FY10. The virtual elimination of the multi-million dollar state prisoner reimbursement program at that same time has not yet been restored.
- The largest component of the "administrative fees" item is the ambulance transport fee. The increase shown is due to expected improvements in the collection of this fee.

Revenue Category: Interfund Reimbursements

Funding Source	Actual FY2013	Original FY2014	Revised FY2014	Estimate FY2015	Inc (Dec) from Orig.
Enterprise Recoveries	10,843,500	12,359,600	12,490,800	14,139,200	1,779,600
Internal Service Recoveri	1,366,100	1,395,000	1,408,100	1,543,600	148,600
Capital Projects Recoverie	12,252,844	7,250,000	7,500,000	8,100,000	850,000
Special Revenue Recoveri	12,308,438	3,691,100	3,773,600	3,758,900	67,800
Debt Service Recoveries	24,212,402	26,879,000	27,141,000	29,204,000	2,325,000
Fiduciary Recoveries	535,500	500,000	500,000	500,000	0
Total	61,518,783	52,074,700	52,813,500	57,245,700	5,171,000

- The largest component of this revenue category is "debt service recoveries" which represents incremental real property tax revenue in excess of that required to pay debt service charges in Tax Increment Funds transferred to the General Fund.
- The remaining components represent reimbursement to the General Fund for indirect costs incurred in support of various Other Funds. The largest component consisting of enterprise funds such as the Water & Wastewater Utility, Waste Management, and the new Watershed Protection & Restoration Fund.

**Revenue Summary
Other Funds**

FY2015 Approved Budget

Water & Wstwtr Operating Fund

Funding Source	Actual FY2013	Original FY2014	Revised FY2014	Estimate FY2015	Inc (Dec) from Orig.
Investment Income	38,449	26,000	26,000	26,000	0
Other Reimbursements	1,591,464	0	0	0	0
Interfund Reimbursements	0	0	128,000	128,000	128,000
Charges for Services	84,555,353	86,895,700	90,383,300	90,383,300	3,487,600
W & S Assessments	1,101,643	800,000	1,100,000	1,100,000	300,000
Other	4,973,413	6,816,800	6,870,300	7,461,100	644,300
Other Revenue	167,736	0	0	0	0
Total Water & Wstwtr Operating Fun	92,428,057	94,538,500	98,507,600	99,098,400	4,559,900

Water & Wstwtr Sinking Fund

Funding Source	Actual FY2013	Original FY2014	Revised FY2014	Estimate FY2015	Inc (Dec) from Orig.
Investment Income	392,544	750,000	898,000	1,356,000	606,000
Other Reimbursements	6,559,646	550,000	320,000	6,299,800	5,749,800
W & S Assessments	4,031,526	4,030,000	3,958,900	3,900,000	(130,000)
Capital Connections	31,843,560	47,347,900	42,542,100	35,258,500	(12,089,400)
Odenton Town Ctr Charge	232,843	0	0	0	0
Other	538,473	615,000	615,000	615,000	0
Environmental Protection Fees	18,682,227	19,220,000	19,220,000	19,351,000	131,000
Other Revenue	1,439,640	78,000	23,200	232,900	154,900
Total Water & Wstwtr Sinking Fund	63,720,458	72,590,900	67,577,200	67,013,200	(5,577,700)

**Revenue Summary
Other Funds**

FY2015 Approved Budget

Solid Waste Assurance Fund

Funding Source	Actual FY2013	Original FY2014	Revised FY2014	Estimate FY2015	Inc (Dec) from Orig.
Investment Income	60,197	85,000	45,000	85,000	0
Solid Waste Assurance Fund	748,800	750,000	3,450,000	2,564,300	1,814,300
Total Solid Waste Assurance Fund	808,997	835,000	3,495,000	2,649,300	1,814,300

Waste Collection Fund

Funding Source	Actual FY2013	Original FY2014	Revised FY2014	Estimate FY2015	Inc (Dec) from Orig.
Investment Income	64,784	55,000	55,000	55,000	0
Other Reimbursements	1,044,401	0	12,000	5,000	5,000
Charges for Services	45,599,267	45,826,400	46,099,500	46,434,900	608,500
Landfill Charges	3,575,594	3,280,000	3,297,900	3,115,000	(165,000)
Other	1,185,720	618,500	1,662,400	569,200	(49,300)
Total Waste Collection Fund	51,469,766	49,779,900	51,126,800	50,179,100	399,200

Watershed Protection and Restoration Fund

Funding Source	Actual FY2013	Original FY2014	Revised FY2014	Estimate FY2015	Inc (Dec) from Orig.
Investment Income	0	0	4,500	0	0
Interfund Reimbursements	0	599,200	126,100	300,000	(299,200)
Charges for Services	0	13,320,900	13,215,000	17,490,900	4,170,000
Total Watershed Protection and Rest	0	13,920,100	13,345,600	17,790,900	3,870,800

**Revenue Summary
Other Funds**

FY2015 Approved Budget

Rec & Parks Child Care Fund

Funding Source	Actual FY2013	Original FY2014	Revised FY2014	Estimate FY2015	Inc (Dec) from Orig.
Other Reimbursements	4,087,635	4,413,300	4,557,600	4,738,900	325,600
Total Rec & Parks Child Care Fund	4,087,635	4,413,300	4,557,600	4,738,900	325,600

Self Insurance Fund

Funding Source	Actual FY2013	Original FY2014	Revised FY2014	Estimate FY2015	Inc (Dec) from Orig.
Investment Income	(1,459,665)	885,400	2,380,900	1,366,900	481,500
Other Reimbursements	10,579	0	0	0	0
Charges for Services	19,909,000	18,565,100	18,565,100	21,390,400	2,825,300
Other	607,152	200,000	163,700	200,000	0
Total Self Insurance Fund	19,067,067	19,650,500	21,109,700	22,957,300	3,306,800

Health Insurance Fund

Funding Source	Actual FY2013	Original FY2014	Revised FY2014	Estimate FY2015	Inc (Dec) from Orig.
Investment Income	62,199	0	0	0	0
Other Reimbursements	58,440	0	0	0	0
Medical Premiums	93,892,410	102,506,000	102,030,000	103,565,900	1,059,900
Other	371,841	0	0	0	0
Total Health Insurance Fund	94,384,890	102,506,000	102,030,000	103,565,900	1,059,900

OPEB Fund

Funding Source	Actual FY2013	Original FY2014	Revised FY2014	Estimate FY2015	Inc (Dec) from Orig.
Medical Premiums	0	12,500,000	15,000,000	20,700,000	8,200,000
Total OPEB Fund	0	12,500,000	15,000,000	20,700,000	8,200,000

**Revenue Summary
Other Funds**

FY2015 Approved Budget

Garage Working Capital Fund

Funding Source	Actual FY2013	Original FY2014	Revised FY2014	Estimate FY2015	Inc (Dec) from Orig.
Charges for Services	15,954,740	16,305,400	16,575,800	16,602,800	297,400
Other	63,961	30,800	31,200	31,200	400
Total Garage Working Capital Fund	16,018,700	16,336,200	16,607,000	16,634,000	297,800

Garage Vehicle Replacement Fnd

Funding Source	Actual FY2013	Original FY2014	Revised FY2014	Estimate FY2015	Inc (Dec) from Orig.
Other Reimbursements	728	0	0	0	0
Charges for Services	4,857,820	4,844,000	4,877,000	9,091,100	4,247,100
Other	145,052	75,000	85,500	75,000	0
Total Garage Vehicle Replacement F	5,003,600	4,919,000	4,962,500	9,166,100	4,247,100

Ag & WdInd Prsrvtn Sinking Fnd

Funding Source	Actual FY2013	Original FY2014	Revised FY2014	Estimate FY2015	Inc (Dec) from Orig.
Investment Income	(749,682)	2,000	0	0	(2,000)
Contributions	67,000	753,000	753,000	1,200,000	447,000
Total Ag & WdInd Prsrvtn Sinking Fn	(682,682)	755,000	753,000	1,200,000	445,000

Parking Garage Spec Rev Fund

Funding Source	Actual FY2013	Original FY2014	Revised FY2014	Estimate FY2015	Inc (Dec) from Orig.
Other Reimbursements	557,165	545,900	557,800	563,100	17,200
Total Parking Garage Spec Rev Fund	557,165	545,900	557,800	563,100	17,200

**Revenue Summary
Other Funds**

FY2015 Approved Budget

Developer Street Light Fund

Funding Source	Actual FY2013	Original FY2014	Revised FY2014	Estimate FY2015	Inc (Dec) from Orig.
Other Reimbursements	1,532,238	1,000,000	500,000	0	(1,000,000)
Total Developer Street Light Fund	1,532,238	1,000,000	500,000	0	(1,000,000)

Bond Premium Revenue Fund

Funding Source	Actual FY2013	Original FY2014	Revised FY2014	Estimate FY2015	Inc (Dec) from Orig.
Other Reimbursements	15,318,078	15,000,000	14,815,000	5,000,000	(10,000,000)
Total Bond Premium Revenue Fund	15,318,078	15,000,000	14,815,000	5,000,000	(10,000,000)

Forfeit & Asset Seizure Fnd

Funding Source	Actual FY2013	Original FY2014	Revised FY2014	Estimate FY2015	Inc (Dec) from Orig.
Investment Income	2,956	0	0	0	0
Other Reimbursements	946,669	250,000	250,000	250,000	0
Total Forfeit & Asset Seizure Fnd	949,625	250,000	250,000	250,000	0

Piney Orchard WWS Fund

Funding Source	Actual FY2013	Original FY2014	Revised FY2014	Estimate FY2015	Inc (Dec) from Orig.
Other Reimbursements	967,792	1,000,000	1,000,000	1,300,000	300,000
Total Piney Orchard WWS Fund	967,792	1,000,000	1,000,000	1,300,000	300,000

**Revenue Summary
Other Funds**

FY2015 Approved Budget

Partnership Children Yth & Fam

Funding Source	Actual FY2013	Original FY2014	Revised FY2014	Estimate FY2015	Inc (Dec) from Orig.
Grants & Aid - State/Fed	1,338,373	1,575,100	1,549,800	2,718,300	1,143,200
Investment Income	564	0	0	0	0
Other Reimbursements	100	0	0	0	0
Fund Balance	0	70,000	47,400	0	(70,000)
Total Partnership Children Yth & Fa	1,339,037	1,645,100	1,597,200	2,718,300	1,073,200

Laurel Race Track Comm Ben Fnd

Funding Source	Actual FY2013	Original FY2014	Revised FY2014	Estimate FY2015	Inc (Dec) from Orig.
Investment Income	71	0	0	0	0
Other Reimbursements	0	152,000	152,000	357,000	205,000
Total Laurel Race Track Comm Ben F	71	152,000	152,000	357,000	205,000

Inmate Benefit Fund

Funding Source	Actual FY2013	Original FY2014	Revised FY2014	Estimate FY2015	Inc (Dec) from Orig.
Investment Income	1,904	1,200	1,200	1,200	0
Other Reimbursements	1,011,804	1,010,500	990,000	1,041,300	30,800
Total Inmate Benefit Fund	1,013,708	1,011,700	991,200	1,042,500	30,800

Reforestation Fund

Funding Source	Actual FY2013	Original FY2014	Revised FY2014	Estimate FY2015	Inc (Dec) from Orig.
Other Reimbursements	1,447,811	1,050,000	881,000	950,000	(100,000)
Total Reforestation Fund	1,447,811	1,050,000	881,000	950,000	(100,000)

**Revenue Summary
Other Funds**

FY2015 Approved Budget

AA Workforce Dev Corp Fund

Funding Source	Actual FY2013	Original FY2014	Revised FY2014	Estimate FY2015	Inc (Dec) from Orig.
Grants & Aid - State/Fed	2,229,720	0	0	1,200,000	1,200,000
Other Reimbursements	0	1,200,000	1,200,000	0	(1,200,000)
Total AA Workforce Dev Corp Fund	2,229,720	1,200,000	1,200,000	1,200,000	0

Community Development Fund

Funding Source	Actual FY2013	Original FY2014	Revised FY2014	Estimate FY2015	Inc (Dec) from Orig.
Other Reimbursements	6,396,383	6,131,100	6,127,100	5,990,100	(141,000)
Total Community Development Fund	6,396,383	6,131,100	6,127,100	5,990,100	(141,000)

Circuit Court Special Fund

Funding Source	Actual FY2013	Original FY2014	Revised FY2014	Estimate FY2015	Inc (Dec) from Orig.
Other Reimbursements	170,955	231,000	230,000	231,000	0
Total Circuit Court Special Fund	170,955	231,000	230,000	231,000	0

Grants Fund

Funding Source	Actual FY2013	Original FY2014	Revised FY2014	Estimate FY2015	Inc (Dec) from Orig.
Grants & Aid - State/Fed	30,013,284	31,210,800	26,410,900	36,063,900	4,853,100
Other Reimbursements	386,272	95,000	7,500	110,000	15,000
Total Grants Fund	30,399,556	31,305,800	26,418,400	36,173,900	4,868,100

**Revenue Summary
Other Funds**

FY2015 Approved Budget

Impact Fee Fund

Funding Source	Actual FY2013	Original FY2014	Revised FY2014	Estimate FY2015	Inc (Dec) from Orig.
Impact Fees	16,166,890	0	12,095,000	8,595,000	8,595,000
Investment Income	146,244	0	924,000	134,000	134,000
Total Impact Fee Fund	16,313,133	0	13,019,000	8,729,000	8,729,000

Video Lottery Impact Aid Fund

Funding Source	Actual FY2013	Original FY2014	Revised FY2014	Estimate FY2015	Inc (Dec) from Orig.
State Shared Revenues	0	20,000,000	18,000,000	15,000,000	(5,000,000)
Total Video Lottery Impact Aid Fund	0	20,000,000	18,000,000	15,000,000	(5,000,000)

Tax Increment Financing Districts

Funding Source	Actual FY2013	Original FY2014	Revised FY2014	Estimate FY2015	Inc (Dec) from Orig.
Property Taxes	32,160,623	34,336,300	43,026,000	37,107,900	2,771,600
Investment Income	50,289	41,200	19,000	15,300	(25,900)
Fund Balance	0	27,400	0	193,100	165,700
Total Tax Increment Financing Distri	32,210,912	34,404,900	43,045,000	37,316,300	2,911,400

Special Tax Districts

Funding Source	Actual FY2013	Original FY2014	Revised FY2014	Estimate FY2015	Inc (Dec) from Orig.
Property Taxes	1,709,868	1,485,000	1,485,000	1,505,000	20,000
Investment Income	26,353	100	100	100	0
Other Reimbursements	1,219,999	55,100	55,100	27,400	(27,700)
Fund Balance	0	0	0	359,100	359,100
Total Special Tax Districts	2,956,220	1,540,200	1,540,200	1,891,600	351,400

Revenue Detail
General Fund

FY2015 Approved Budget

Funding Source	Actual FY2013	Original FY2014	Revised FY2014	Estimate FY2015	Inc (Dec) from Orig.
Property Taxes					
Real Property Tax					
5003 Real Property Current	644,881,975	644,479,000	647,932,000	649,177,000	4,698,000
Corporate Property Tax					
5015 Corp Prop Current Yr	58,334,257	58,010,000	57,247,000	56,049,000	(1,961,000)
Personal Property Tax					
5010 Personal Prop Currnt	733,119	643,000	749,000	735,000	92,000
Homestead Tax Credit					
5035 Assessable Base 15%	(111,208,975)	(96,947,000)	(95,825,000)	(78,800,000)	18,147,000
Homeowner Credit - Local					
5025 Cty Spplmnt Credit Curr	(1,580,242)	(1,633,000)	(1,503,000)	(1,520,000)	113,000
Homeowner Credit - State					
5032 Homeowner-Tax Credit	(3,579,383)	(3,665,000)	(3,458,000)	(3,500,000)	165,000
Other Property Tax Credits					
5031 Conservation Tax Credit	(112,758)	(118,000)	(105,000)	(107,000)	11,000
5036 Agricultural Tax Credit	(587,801)	(609,000)	(584,000)	(597,000)	12,000
5037 Foreign Trade Zone Prop Tax Cr	(456,172)	(448,000)	(404,000)	(413,000)	35,000
5038 Not in Grand Master	(9,704)	(19,000)	(10,000)	(10,000)	9,000
5045 County Airport Noise Zone Cred	(4,335)	(5,000)	(6,000)	(6,000)	(1,000)
5046 Brownsfield Credit	0	0	(600,000)	(800,000)	(800,000)
5047 Pr Yr Brownsfield Credit	0	0	(600,000)	0	0
State Circuit Breaker Reimb.					
5033 State Circuit Breaker	3,579,383	3,665,000	3,458,000	3,500,000	(165,000)
Prior Year Tax & Credits					
5004 Real Prop Prior Yr	(1,419,836)	(1,500,000)	(1,900,000)	(2,000,000)	(500,000)
5011 Personal Prop Prior	136,005	5,000	(10,000)	(10,000)	(15,000)
5016 Corp Prop Prior Yr	68,415	(200,000)	(300,000)	(300,000)	(100,000)
5020 Unearn Rev 50 Yr R.E. Program	13,980	9,000	18,000	10,000	1,000
5042 Prior Year Old Age	(122,028)	(100,000)	(225,000)	(150,000)	(50,000)
5043 Pr Yr Assess Base	132,420	(50,000)	259,000	259,000	309,000
Interest and Penalties					
5040 R/E Svc Chg-Lost Int	247,838	212,000	194,000	165,000	(47,000)

Revenue Detail
General Fund

FY2015 Approved Budget

Funding Source	Actual FY2013	Original FY2014	Revised FY2014	Estimate FY2015	Inc (Dec) from Orig.
5041 R/E Svc Chg - Admin Fee	19,264	20,000	20,000	20,000	0
5075 Interest and Penalties	833,811	970,000	800,000	800,000	(170,000)
Total Property Taxes	589,899,231	602,719,000	605,147,000	622,502,000	19,783,000
Local Income Tax					
Local Income Taxes (Income Tax					
5100 Local Income Taxes (Income Tax	407,582,398	417,300,000	419,400,000	437,600,000	20,300,000
Total Local Income Tax	407,582,398	417,300,000	419,400,000	437,600,000	20,300,000
State Shared Revenues					
Admissions					
5111 Admissions	8,407,658	8,980,000	8,800,000	8,980,000	0
Auto/Boat Rec Fees					
5112 Auto/Boat Rec Fees	3,625	2,000	2,000	2,000	0
Highway User Revenue					
5113 Highway User Revenue	2,568,114	2,560,000	3,503,000	2,840,000	280,000
VLT-Impact Aid					
5114 VLT-Impact Aid	19,456,875	0	0	0	0
Total State Shared Revenues	30,436,273	11,542,000	12,305,000	11,822,000	280,000
Recordation & Transfer Taxes					
Recordation Tax					
5751 Recordation Tax	42,040,038	36,500,000	38,000,000	39,000,000	2,500,000
Transfer Tax					
5752 Transfer Tax	38,996,647	36,500,000	38,000,000	39,000,000	2,500,000
Total Recordation & Transfer Tax	81,036,685	73,000,000	76,000,000	78,000,000	5,000,000
Local Sales Taxes					
Sales-Electricity					
5776 Sales-Electricity	5,086,423	4,900,000	5,200,000	5,300,000	400,000
Sales-Gas					
5777 Sales-Gas	814,719	780,000	870,000	890,000	110,000
Sales-Telephone					
5778 Sales-Telephone	6,347,591	6,300,000	6,200,000	6,100,000	(200,000)
Sales-Fuel					
5779 Sales-Fuel	54,458	50,000	60,000	60,000	10,000

Revenue Detail
General Fund

FY2015 Approved Budget

Funding Source	Actual FY2013	Original FY2014	Revised FY2014	Estimate FY2015	Inc (Dec) from Orig.
Sales-Hotel/Motel					
5780 Sales-Hotel/Motel	13,653,147	13,670,000	12,690,000	12,944,000	(726,000)
Sales-Parking					
5781 Sales-Parking	5,509,234	5,500,000	5,400,000	5,400,000	(100,000)
Trailer Park Rental Pmts					
5786 Trailer Park Rental Pmts	916,672	910,000	910,000	910,000	0
Gross Receipt Tax-Hvy Equip					
5787 Gross Receipt Tax-Hvy Equip	307,702	260,000	200,000	200,000	(60,000)
Total Local Sales Taxes	32,689,946	32,370,000	31,530,000	31,804,000	(566,000)
Licenses and Permits					
Amusements					
5802 Amusements	152,370	220,000	200,000	200,000	(20,000)
5803 Bingo License	31,500	33,000	31,500	31,500	(1,500)
Special Events					
5810 Special Events	7,950	7,000	7,000	7,000	0
Beer, wine, liquor					
5815 Beer, wine, liquor	1,019,594	970,000	970,000	970,000	0
Trade licenses					
5821 Electrician Applications	7,702	8,000	8,000	8,000	0
5822 Electrician Exams	100	200	200	200	0
5823 Electrician Licenses	99,163	100,000	100,000	100,000	0
5824 Electrician Other	8,300	7,500	7,500	7,500	0
5825 Gasfitter Applications	600	800	800	800	0
5827 Gasfitter Licenses	9,300	9,000	9,000	9,000	0
5829 Plumbers Applications	4,875	5,500	5,500	5,500	0
5830 Plumbers Licenses	70,200	73,000	73,000	73,000	0
5832 Disposal Sys Appl	50	100	100	100	0
5833 Disposal Sys Exams	50	100	100	100	0
5834 Disposal Sys Licenses	3,430	3,000	3,000	3,000	0
5835 Utility Contrctrs Appl	125	300	300	300	0
5836 Utility Contrctrs Exams	400	500	500	500	0
5837 Utility Contrctrs Licenses	4,660	4,500	4,500	4,500	0

Revenue Detail
General Fund

FY2015 Approved Budget

Funding Source	Actual FY2013	Original FY2014	Revised FY2014	Estimate FY2015	Inc (Dec) from Orig.
5838 Mechanic Applications	4,900	4,500	4,500	4,500	0
5840 Mechanic Licenses	60,955	62,500	62,500	62,500	0
Traders					
5860 Traders	854,505	800,000	800,000	800,000	0
Permits					
5871 Electrical Perm Applic	321,720	300,000	309,000	318,000	18,000
5872 Electrical Permits	832,894	900,000	927,000	954,000	54,000
5873 Gas Applications	113,140	100,000	103,000	106,000	6,000
5874 Gas Permits	181,970	150,000	154,500	159,000	9,000
5875 Plumbing Applications	177,860	180,000	185,400	190,800	10,800
5876 Water/Sewer Applications	36,825	30,000	30,900	31,800	1,800
5877 Plumbing Permits	399,810	390,000	401,700	413,400	23,400
5878 Water/Sewer Inspections	78,010	60,000	61,800	63,600	3,600
5879 Septic Tank Applications	12,200	12,000	12,400	12,700	700
5880 Mechanical Applications	157,695	150,000	154,500	159,000	9,000
5881 Mechanical Permits	375,268	400,000	412,000	424,000	24,000
5882 Building Applications	209,172	220,000	226,600	233,200	13,200
5883 Building Permits	3,088,723	3,300,000	3,399,000	3,498,000	198,000
5884 Grading Applications	9,443	10,000	10,300	10,600	600
5885 Grading Permits	1,856,455	1,700,000	1,751,000	1,802,000	102,000
5886 Cert of Occupancy Fee	45,100	40,000	41,200	40,000	0
5887 Investigation Fee	9,825	10,000	10,300	10,000	0
5888 Reinspection Fee	14,575	13,000	13,400	13,000	0
5889 Occupied w/o Cert of Occup Fee	0	500	500	500	0
5893 Non-Critical Area Forestation	33,922	25,000	25,800	25,000	0
5894 Critical Area Forestation Fee	74,004	50,000	51,500	50,000	0
Fines					
5901 Construction Civil Fines	23,685	25,000	25,800	25,000	0
5902 Grading Civil Fines	53,424	40,000	41,200	40,000	0
5903 License Civil Fines	125	500	500	500	0
5904 Late Fees	175	500	500	500	0
Mobile Home Parks					

Revenue Detail
General Fund

FY2015 Approved Budget

Funding Source	Actual FY2013	Original FY2014	Revised FY2014	Estimate FY2015	Inc (Dec) from Orig.
5916 Trailer Park License	16,790	17,000	17,000	17,000	0
5918 Individual Mobile Home	12,000	15,000	13,000	13,000	(2,000)
5919 Mobile Home Dealer	700	600	600	600	0
Taxicabs					
5926 Taxicab Registration	62,950	60,000	63,000	63,000	3,000
5927 Taxicab License	57,056	53,000	55,000	55,000	2,000
5928 Taxicab Other	2,142	2,000	2,000	2,000	0
5929 Taxi Duplicate License	1,688	2,000	2,000	2,000	0
Animal Control					
5941 Dog Licenses	187,484	180,000	180,000	180,000	0
5942 Animal Control Summons	23,829	30,000	25,000	25,000	(5,000)
5943 Spay/Neuter Fees	107,311	110,000	100,000	100,000	(10,000)
5944 Animal Control Other	21,488	25,000	25,000	25,000	0
Other					
5952 Roadside Vendor	12,475	13,000	13,000	13,000	0
5954 Parade	2,975	2,500	2,500	2,500	0
5956 Pawnbroker	1,750	2,000	2,000	2,000	0
5957 Auctioneer	15,350	17,000	17,000	17,000	0
5958 Huckster	13,354	13,000	13,000	13,000	0
5959 Multi Dwelling	483,801	429,500	429,500	429,500	0
5960 Multi Dwelling Late Fee	4,390	6,000	4,000	4,000	(2,000)
5961 Towing	5,025	5,000	5,000	5,000	0
5962 Scavenger	4,750	4,000	4,000	4,000	0
5963 Scavenger Inspections	20,475	20,000	20,000	20,000	0
5964 Marriage License/Ceremony	233,950	210,000	220,000	210,000	0
5965 Zoning Fees	100,870	105,000	110,500	121,300	16,300
5968 Non-Conforming Use	5,535	9,000	6,100	9,000	0
5969 Waiver Requests	141,879	125,000	125,000	125,000	0
5970 Landscape Screening	807	500	1,100	1,000	500
5971 Food Service Facilities	1,340,022	1,300,000	1,300,000	1,300,000	0
5976 Tow License Application Fee	10,325	10,000	10,000	10,000	0
5977 Second Hand Dealer	22,900	20,000	22,000	22,000	2,000

Revenue Detail
General Fund

FY2015 Approved Budget

Funding Source	Actual FY2013	Original FY2014	Revised FY2014	Estimate FY2015	Inc (Dec) from Orig.
Health					
6001 Occupancy Permits	22,350	21,000	21,000	21,000	0
6002 Percolation	331,025	325,000	325,000	325,000	0
6003 Swimming Pool Prmts	144,875	150,000	150,000	150,000	0
6004 Swim Pool Oper Lic	44,465	50,000	50,000	50,000	0
6005 Septic System Permit	122,093	150,000	150,000	150,000	0
6006 Well Water Tests	832	5,000	5,000	5,000	0
6007 Well Drilling Permits	197,174	180,000	180,000	180,000	0
6008 I&A Non-Conventional Systems	171,150	160,000	160,000	160,000	0
Public Space Permit Fees					
6031 Individual Space Permit Fees	586,849	517,000	477,400	517,000	0
6032 Maintenance Space Permit Fees	324,656	300,000	399,300	300,000	0
Total Licenses and Permits	15,306,285	15,060,100	15,342,800	15,517,500	457,400
Investment Income					
Investment Income-Misc					
6152 Investment Income-Misc	2,708	0	0	0	0
Invest Inc-Restr-Split IS					
6153 Invest Inc-Restr-Split IS	60,329	150,000	150,000	150,000	0
Invest Inc-Gen Portfolio					
6155 Invest Inc-Gen Portfolio	318,088	250,000	250,000	250,000	0
Invest Inc-Sweep Accounts					
6156 Invest Inc-Sweep Accounts	237	0	0	0	0
Investment Income Transf In					
6157 Investment Income Transf In	(192,191)	0	0	0	0
Total Investment Income	189,172	400,000	400,000	400,000	0
Other Reimbursements					
Reimbursements					
6172 Bay Ridge Spec Polce	126,536	125,000	130,000	130,000	5,000
6177 Extradition Reimbursement	4,112	10,000	8,000	8,000	(2,000)
6180 State Pris Hse Reimb	181,305	180,000	140,000	175,000	(5,000)
6181 DSS Reimb	1,241,967	1,600,000	1,212,600	1,581,700	(18,300)
6182 Detention Cr Weekend Fees	41,250	42,000	42,000	45,000	3,000

Revenue Detail
General Fund

FY2015 Approved Budget

Funding Source	Actual FY2013	Original FY2014	Revised FY2014	Estimate FY2015	Inc (Dec) from Orig.
6185 911 Trust Fund Reimb	3,893,144	3,900,000	3,900,000	3,900,000	0
6198 Hidta Drug Reimb O/T	92,480	57,000	75,000	75,000	18,000
6201 Circuit Court Jury Fees	233,060	220,000	230,000	230,000	10,000
6202 Circuit Court Masters	446,777	440,000	440,000	440,000	0
6203 DSS Adm	119,719	400,000	300,000	445,100	45,100
6204 Health Reimb	474,878	474,100	480,900	480,900	6,800
6205 Fire State Aid	812,220	800,000	810,000	810,000	10,000
6206 Police State Aid	3,619,647	3,600,000	5,750,000	5,800,000	2,200,000
6210 State BRF Admin Costs	19,207	15,000	15,000	15,000	0
Rental Income					
6230 Rental Income	1,432,095	1,495,000	1,450,000	1,450,000	(45,000)
Sheriff Fees					
6235 Sheriff Fees	74,553	75,000	70,000	70,000	(5,000)
Administrative Fees					
6241 Adm Fees Spec Assess	103,307	100,000	100,000	100,000	0
6242 Bd of Appeals Fees	13,700	20,000	20,000	20,000	0
6243 Ambulance Fees	3,940,989	6,000,000	5,000,000	7,000,000	1,000,000
6244 False Alarm Fines	242,666	250,000	200,000	200,000	(50,000)
Health Department Fees					
6251 Bad Debt Collections	20,113	37,500	24,200	25,000	(12,500)
6252 Self Pay Collections	167,329	268,100	207,800	190,100	(78,000)
6253 Private Insur Collections	27,727	30,500	13,000	95,000	64,500
6254 Medical Assistance Collections	1,508,901	3,155,800	3,443,000	3,473,100	317,300
6255 Medicare Collections	15,692	30,000	15,000	15,000	(15,000)
6256 Other Collections	246,498	225,000	245,000	245,000	20,000
Certification of liens					
6280 Certification of liens	134,650	140,000	125,000	125,000	(15,000)
Sale of Surplus Property					
6285 Sale of Surplus Property	0	0	430,000	0	0
Developers Fees- Strt Lighting					
6290 Developers Fees- Strt Lighting	107,302	60,000	60,000	60,000	0
Sub-division					

Revenue Detail
General Fund

FY2015 Approved Budget

Funding Source	Actual FY2013	Original FY2014	Revised FY2014	Estimate FY2015	Inc (Dec) from Orig.
6296 Pub Works Subdivisns Cable Fees	3,220,373	1,500,000	1,500,000	1,500,000	0
6300 Cable Fees Golf Course	10,229,615	9,700,000	10,000,000	10,450,000	750,000
6306 Golf Course Revenue	3,930,700	4,377,700	4,377,700	4,420,300	42,600
6314 Golf Crse Sale/Amsmt Tax Recreation and Parks	1,016,878	0	0	0	0
6326 Quiet Waters Park	(13,242)	0	0	0	0
6336 Permits-Jug Bay	8,716	0	0	0	0
6337 Parks-Miscellaneous	55,410	0	0	0	0
6360 Rec and Park Fees Seized/forfeited funds	6,059,424	6,227,200	6,209,700	6,266,000	38,800
6423 Fast - Veh Proceeds	8,840	5,000	5,000	5,000	0
6424 Fast - Forfeited County Fines and fees	343,653	300,000	350,000	350,000	50,000
6469 Copy Reproduction	4,065	0	0	0	0
6472 Fines Miscellaneous "Other"	568,112	600,000	575,000	575,000	(25,000)
6496 Sheriff Civil Process Fee	920,416	890,000	830,000	830,000	(60,000)
6497 Sales Tax Pen & Int	93,211	45,000	100,000	50,000	5,000
6499 Base Maps	27,194	17,000	20,000	17,000	0
6500 Ma Personal Care Provider	403,670	380,000	355,000	308,900	(71,100)
6503 Tax Sales	306,706	200,000	200,000	200,000	0
6506 Traffic Sign Fees	74,441	30,000	29,000	30,000	0
6508 DC Live In Work Out	50,028	45,000	45,000	50,000	5,000
6509 DC House Arrest Alt Sent	41,412	25,000	25,000	55,000	30,000
6510 Det Ctr Alternative Sent	22,805	25,000	25,000	22,000	(3,000)
6511 Development Serv Fee	480,450	575,000	550,000	550,000	(25,000)
6512 Inmate Medical Fees	14,352	14,000	14,000	15,000	1,000
6513 Dishonored Check Fee	21,486	20,000	20,000	20,000	0
6514 Zoning Violat. Penal	18,495	15,000	15,000	15,000	0
6518 State Reimb Inmate Med Fees	59,335	60,000	160,000	55,000	(5,000)

Revenue Detail
General Fund

FY2015 Approved Budget

Funding Source	Actual FY2013	Original FY2014	Revised FY2014	Estimate FY2015	Inc (Dec) from Orig.
6522 Parking Fines	296,363	200,000	200,000	200,000	0
6523 Circuit Court Fines	19,484	40,000	40,000	40,000	0
6526 State Attorney Revolv Fund	9,511	12,000	7,000	7,000	(5,000)
6529 Prior Year Encumb W/O	940,430	900,000	750,000	750,000	(150,000)
6534 Transfer Station Host Fee	1,205,172	1,000,000	1,000,000	1,000,000	0
6535 Cable TV R/W	13,683	15,000	23,000	15,000	0
6550 Misc. Revenues-All Funds	5,007,390	1,884,000	2,117,300	1,834,400	(49,600)
6553 OBC Suspense Cks	1,357	0	0	0	0
6554 OEM / EOC Reimbursements	10,009	0	0	0	0
6555 Suspense Checks	375	0	0	0	0
6556 Fed Storm Reimbursement	937,151	0	200,000	0	0
6557 BABs Rebate	1,339,327	1,350,000	1,250,000	1,250,000	(100,000)
6559 Other Reimbursements	52,757	0	50,000	50,000	50,000
6599 Discounts Available	1,610	0	0	0	0
Total Other Reimbursements	57,142,987	54,201,900	55,979,200	58,134,500	3,932,600
Interfund Reimbursements					
Enterprise Recoveries					
6681 Enterprise Recoveries	10,843,500	12,359,600	12,490,800	14,139,200	1,779,600
Internal Service Recoveries					
6682 Internal Service Recoveries	1,366,100	1,395,000	1,408,100	1,543,600	148,600
Capital Projects Recoveries					
6683 Capital Projects Recoveries	12,252,844	7,250,000	7,500,000	8,100,000	850,000
Special Revenue Recoveries					
6684 Special Revenue Recoveries	12,308,438	3,691,100	3,773,600	3,758,900	67,800
Debt Service Recoveries					
6685 Debt Service Recoveries	24,212,402	26,879,000	27,141,000	29,204,000	2,325,000
Fiduciary Recoveries					
6686 Fiduciary Recoveries	535,500	500,000	500,000	500,000	0
Total Interfund Reimbursements	61,518,783	52,074,700	52,813,500	57,245,700	5,171,000

Revenue Detail
Other Funds

FY2015 Approved Budget

Funding Source	Actual FY2013	Original FY2014	Revised FY2014	Estimate FY2015	Inc (Dec) from Orig.
Fund: Water & Wstwtr Operating Fund					
6155 Invest Inc-Gen Portfolio	38,449	26,000	26,000	26,000	0
Total Investment Income	38,449	26,000	26,000	26,000	0
6529 Prior Year Encumb W/O	1,591,464	0	0	0	0
Total Other Reimbursements	1,591,464	0	0	0	0
6681 Enterprise Recoveries	0	0	128,000	128,000	128,000
Total Interfund Reimbursements	0	0	128,000	128,000	128,000
6767 Holding Tank Waste	9,210	8,000	9,200	9,200	1,200
6783 Reimb-City of Annap-WWTP	2,293,929	2,226,100	2,450,000	2,450,000	223,900
6766 Septic Tank Chem Waste	71,757	62,500	300,000	300,000	237,500
6770 Service Fees Wastewater	1,479,529	1,470,000	1,470,000	1,470,000	0
6769 Service Fees Water	1,462,737	1,530,000	1,530,000	1,530,000	0
6781 Alloc. Usage Charges-WW	2,401,474	3,276,000	3,276,000	3,276,000	0
6782 Alloc. Usage Charges-W	1,368,578	1,869,000	1,869,000	1,869,000	0
6761 Usage Charges-Water	28,636,233	28,980,000	28,980,000	28,980,000	0
6762 Usage Charges-W/Water	47,819,379	49,081,800	51,999,100	51,999,100	2,917,300
6764 Usage Credit-W/Water	(2,444,520)	(2,500,000)	(2,500,000)	(2,500,000)	0
6765 Usage Charge-Mayo	1,457,046	892,300	1,000,000	1,000,000	107,700
Total Charges for Services	84,555,353	86,895,700	90,383,300	90,383,300	3,487,600
6812 User Connections-Water	807,464	500,000	800,000	800,000	300,000
6813 User Connections-Wastewater	294,178	300,000	300,000	300,000	0
Total W & S Assessments	1,101,643	800,000	1,100,000	1,100,000	300,000
6905 Develop Svc Fee W/Water	310,546	75,000	75,000	75,000	0
6909 Haulers	2,300	2,500	2,000	2,000	(500)
6901 Leachate	19,802	40,000	20,000	20,000	(20,000)
6949 Miscellaneous Income-All Funds	133,202	150,000	200,000	200,000	50,000
6887 Penalty Charges-W/Water	1,934,327	1,957,000	1,957,000	1,957,000	0
6908 Pretreatment	274,843	160,000	160,000	160,000	0
6891 Reimb Cap Proj-W/Water	0	1,000,000	1,000,000	1,083,000	83,000
6892 Reimb Cap Proj-Water	0	1,000,000	1,000,000	1,083,000	83,000
6894 Reimb For Damages-WW	4,469	0	0	0	0
6889 Reimb for Lake Shore	68,571	63,000	70,000	70,000	7,000

Revenue Detail
Other Funds

FY2015 Approved Budget

Funding Source	Actual FY2013	Original FY2014	Revised FY2014	Estimate FY2015	Inc (Dec) from Orig.
6893 Reimburse For Damage-Wtr	25,964	0	17,000	0	0
6903 Rental Income-Water	1,659,389	1,823,600	1,823,600	1,878,300	54,700
6898 WTR WMS Pro Rata	270,000	273,000	273,000	466,400	193,400
6897 WW WMS Pro Rata	270,000	272,700	272,700	466,400	193,700
Total Other	4,973,413	6,816,800	6,870,300	7,461,100	644,300
6985 Discounts Available	431	0	0	0	0
6984 Discounts Lost	(45)	0	0	0	0
6971 Int on W/Water Install	167,349	0	0	0	0
Total Other Revenue	167,736	0	0	0	0
Total Water & Wstwtr Operating	92,428,057	94,538,500	98,507,600	99,098,400	4,559,900
Fund: Water & Wstwtr Sinking Fund					
6155 Invest Inc-Gen Portfolio	350,266	600,000	800,000	1,200,000	600,000
6153 Invest Inc-Restr-Split IS	46,186	70,000	40,000	40,000	(30,000)
6157 Investment Income Transf In	(3,908)	80,000	58,000	116,000	36,000
Total Investment Income	392,544	750,000	898,000	1,356,000	606,000
6550 Misc. Revenues-All Funds	6,011,636	0	0	5,659,800	5,659,800
6557 BABs Rebate	548,010	550,000	320,000	640,000	90,000
Total Other Reimbursements	6,559,646	550,000	320,000	6,299,800	5,749,800
6815 Front Foot Water-Current	791,176	730,000	659,200	700,000	(30,000)
6816 Front Foot Wastewater-Current	3,203,449	3,300,000	3,290,000	3,200,000	(100,000)
6812 User Connections-Water	6,300	0	6,300	0	0
6813 User Connections-Wastewater	30,600	0	3,400	0	0
Total W & S Assessments	4,031,526	4,030,000	3,958,900	3,900,000	(130,000)
6821 Capital Connections-Water	13,181,406	20,063,600	19,176,600	15,668,200	(4,395,400)
6822 Capital Connections-Wastewater	15,567,358	24,209,300	20,217,500	16,515,300	(7,694,000)
6824 Capital Facility-Water-Current	602,342	400,000	473,000	400,000	0
6825 Capital Facility-Wastewater-Cu	422,531	300,000	300,000	300,000	0
6828 Capital Facility-Mayo	106,504	115,000	115,000	115,000	0
6830 Mayo Serv Avail Chrg-Current	262,122	260,000	260,000	260,000	0
6832 Capital Fac Recoup Fee	1,701,298	2,000,000	2,000,000	2,000,000	0
Total Capital Connections	31,843,560	47,347,900	42,542,100	35,258,500	(12,089,400)
6833 Odenton Town Ctr Chg	232,843	0	0	0	0

Revenue Detail
Other Funds

FY2015 Approved Budget

Funding Source	Actual FY2013	Original FY2014	Revised FY2014	Estimate FY2015	Inc (Dec) from Orig.
Total Odenton Town Ctr Charge	232,843	0	0	0	0
6949 Miscellaneous Income-All Funds	538,473	615,000	615,000	615,000	0
Total Other	538,473	615,000	615,000	615,000	0
6951 Enviromental Protect Fee	18,682,227	19,220,000	19,220,000	19,351,000	131,000
Total Environmental Protection Fees	18,682,227	19,220,000	19,220,000	19,351,000	131,000
6974 Alloc - Interest & Penlty	1,389,964	50,000	0	212,900	162,900
6971 Int on W/Water Install	8,682	8,000	3,200	0	(8,000)
6973 W/Water Penalties	40,994	20,000	20,000	20,000	0
Total Other Revenue	1,439,640	78,000	23,200	232,900	154,900
Total Water & Wstwtr Sinking Fu	63,720,458	72,590,900	67,577,200	67,013,200	(5,577,700)
Fund: Solid Waste Assurance Fund					
6155 Invest Inc-Gen Portfolio	60,197	85,000	45,000	85,000	0
Total Investment Income	60,197	85,000	45,000	85,000	0
6806 Solid Waste Contribution	748,800	750,000	3,450,000	2,564,300	1,814,300
Total Solid Waste Assurance Fund	748,800	750,000	3,450,000	2,564,300	1,814,300
Total Solid Waste Assurance Fun	808,997	835,000	3,495,000	2,649,300	1,814,300
Fund: Waste Collection Fund					
6155 Invest Inc-Gen Portfolio	44,509	55,000	40,000	55,000	0
6153 Invest Inc-Restr-Split IS	3,419	0	4,000	0	0
6157 Investment Income Transf In	16,856	0	11,000	0	0
Total Investment Income	64,784	55,000	55,000	55,000	0
6529 Prior Year Encumb W/O	459,975	0	0	0	0
6550 Misc. Revenues-All Funds	526,334	0	12,000	5,000	5,000
6557 BABs Rebate	58,091	0	0	0	0
Total Other Reimbursements	1,044,401	0	12,000	5,000	5,000
6791 Solid Waste Service Chg	45,520,523	45,826,400	46,024,500	46,359,900	533,500
6795 WC Int Delinq Fees	78,744	0	75,000	75,000	75,000
Total Charges for Services	45,599,267	45,826,400	46,099,500	46,434,900	608,500
6804 Energy Sales	556,874	545,000	545,000	550,000	5,000
6802 Landfill Fees	1,418,921	1,400,000	1,326,000	1,326,000	(74,000)
6801 Sales Salvage Material	1,599,799	1,335,000	1,426,900	1,239,000	(96,000)
Total Landfill Charges	3,575,594	3,280,000	3,297,900	3,115,000	(165,000)

Revenue Detail
Other Funds

FY2015 Approved Budget

Funding Source	Actual FY2013	Original FY2014	Revised FY2014	Estimate FY2015	Inc (Dec) from Orig.
6915 Equipment Buy Backs	168,666	80,500	145,600	0	(80,500)
6919 Landfill Restitution	9,280	5,000	5,000	5,000	0
6949 Miscellaneous Income-All Funds	90,003	33,000	1,011,800	64,200	31,200
6914 Single Stream Recycling	917,772	500,000	500,000	500,000	0
Total Other	1,185,720	618,500	1,662,400	569,200	(49,300)
Total Waste Collection Fund	51,469,766	49,779,900	51,126,800	50,179,100	399,200
Fund: Watershed Protection and Restoration Fund					
6155 Invest Inc-Gen Portfolio	0	0	4,500	0	0
Total Investment Income	0	0	4,500	0	0
6683 Capital Projects Recoveries	0	599,200	126,100	300,000	(299,200)
Total Interfund Reimbursements	0	599,200	126,100	300,000	(299,200)
6785 WPRF Fees	0	13,320,900	13,215,000	17,490,900	4,170,000
Total Charges for Services	0	13,320,900	13,215,000	17,490,900	4,170,000
Total Watershed Protection and	0	13,920,100	13,345,600	17,790,900	3,870,800
Fund: Rec & Parks Child Care Fund					
6400 Child Care Fees	4,070,150	4,413,300	4,557,600	4,738,900	325,600
6529 Prior Year Encumb W/O	17,192	0	0	0	0
6550 Misc. Revenues-All Funds	293	0	0	0	0
Total Other Reimbursements	4,087,635	4,413,300	4,557,600	4,738,900	325,600
Total Rec & Parks Child Care Fun	4,087,635	4,413,300	4,557,600	4,738,900	325,600
Fund: Self Insurance Fund					
6155 Invest Inc-Gen Portfolio	(1,459,665)	885,400	2,380,900	1,366,900	481,500
Total Investment Income	(1,459,665)	885,400	2,380,900	1,366,900	481,500
6529 Prior Year Encumb W/O	10,579	0	0	0	0
Total Other Reimbursements	10,579	0	0	0	0
6750 Self Insurance	19,909,000	18,565,100	18,565,100	21,390,400	2,825,300
Total Charges for Services	19,909,000	18,565,100	18,565,100	21,390,400	2,825,300
6883 BOE-Workers Comp Recpt	407	0	100	0	0
6876 County Veh Damage Receipt	437,288	200,000	87,900	200,000	0
6878 County Workers Comp Recpt	152,229	0	66,500	0	0
6949 Miscellaneous Income-All Funds	3,120	0	0	0	0
6885 Miscellaneous Receipts	(7)	0	3,600	0	0

Revenue Detail
Other Funds

FY2015 Approved Budget

Funding Source	Actual FY2013	Original FY2014	Revised FY2014	Estimate FY2015	Inc (Dec) from Orig.
6875 Outside Insurer's Reimb	14,115	0	5,600	0	0
Total Other	607,152	200,000	163,700	200,000	0
Total Self Insurance Fund	19,067,067	19,650,500	21,109,700	22,957,300	3,306,800
Fund: Health Insurance Fund					
6155 Invest Inc-Gen Portfolio	62,199	0	0	0	0
Total Investment Income	62,199	0	0	0	0
6529 Prior Year Encumb W/O	58,440	0	0	0	0
Total Other Reimbursements	58,440	0	0	0	0
6840 AACC Dental	806,016	0	0	0	0
6840 AACC Employee	1,496,213	0	0	0	0
6840 AACC Employer	9,312,663	13,068,000	12,700,000	12,300,000	(768,000)
6840 AACC Vision	69,620	0	0	0	0
6840 County Employee	6,007,813	6,941,000	6,500,000	6,705,600	(235,400)
6840 County Employer	45,641,676	50,900,000	50,600,000	53,000,000	2,100,000
6840 Cobra Payments	112,617	150,000	130,000	150,000	0
6840 Library Employee	0	1,200,000	1,200,000	1,200,000	0
6840 Library Employer	2,432,512	2,380,000	2,700,000	2,603,000	223,000
6840 Library Employr Prescrip Card	1,108,653	0	0	0	0
6840 Privatized Agencies	1,289,352	1,200,000	1,500,000	1,200,000	0
6840 Retirees Employee	6,599,900	6,667,000	7,000,000	6,407,300	(259,700)
6840 Retirees Employer	19,015,373	20,000,000	19,700,000	20,000,000	0
Total Medical Premiums	93,892,410	102,506,000	102,030,000	103,565,900	1,059,900
6949 Miscellaneous Income-All Funds	371,841	0	0	0	0
Total Other	371,841	0	0	0	0
Total Health Insurance Fund	94,384,890	102,506,000	102,030,000	103,565,900	1,059,900
Fund: OPEB Fund					
6840 OPEB Contribution	0	12,500,000	15,000,000	20,700,000	8,200,000
Total Medical Premiums	0	12,500,000	15,000,000	20,700,000	8,200,000
Total OPEB Fund	0	12,500,000	15,000,000	20,700,000	8,200,000
Fund: Garage Working Capital Fund					
6734 Direct Charges - Non-Fuel	5,561,336	5,413,000	5,648,800	5,531,000	118,000
6740 Leased Vehicle Rev	10,393,404	10,892,400	10,927,000	11,071,800	179,400

Revenue Detail
Other Funds

FY2015 Approved Budget

Funding Source	Actual FY2013	Original FY2014	Revised FY2014	Estimate FY2015	Inc (Dec) from Orig.
Total Charges for Services	15,954,740	16,305,400	16,575,800	16,602,800	297,400
6871 Insurance Recoveries	6,188	0	0	0	0
6949 Miscellaneous Income-All Funds	47,102	15,200	23,800	23,800	8,600
6873 Towing/Storage Fees Fast	10,670	15,600	7,400	7,400	(8,200)
Total Other	63,961	30,800	31,200	31,200	400
Total Garage Working Capital Fu	16,018,700	16,336,200	16,607,000	16,634,000	297,800
Fund: Garage Vehicle Replacement Fnd					
6529 Prior Year Encumb W/O	728	0	0	0	0
Total Other Reimbursements	728	0	0	0	0
6741 Leased Vehicle Rev Rep	4,857,820	4,844,000	4,877,000	9,091,100	4,247,100
Total Charges for Services	4,857,820	4,844,000	4,877,000	9,091,100	4,247,100
6874 Auction Revenue	116,089	75,000	75,000	75,000	0
6871 Insurance Recoveries	18,506	0	0	0	0
6911 Lease Vehicle Upgrades	10,457	0	10,500	0	0
Total Other	145,052	75,000	85,500	75,000	0
Total Garage Vehicle Replaceme	5,003,600	4,919,000	4,962,500	9,166,100	4,247,100
Fund: Ag & WdInd Prsrvtn Sinking Fnd					
6155 Invest Inc-Gen Portfolio	(749,682)	2,000	0	0	(2,000)
Total Investment Income	(749,682)	2,000	0	0	(2,000)
6990 Contributions	67,000	753,000	753,000	1,200,000	447,000
Total Contributions	67,000	753,000	753,000	1,200,000	447,000
Total Ag & WdInd Prsrvtn Sinkin	(682,682)	755,000	753,000	1,200,000	445,000
Fund: Parking Garage Spec Rev Fund					
6529 Prior Year Encumb W/O	6,003	0	0	0	0
6381 Anne Arundel Co Fees	170,000	170,000	170,000	170,000	0
6382 State of Md Fees	230,840	231,400	229,400	229,900	(1,500)
6383 Transient Fees	90,427	85,000	89,300	89,300	4,300
6384 Misc Receipts	59,896	59,500	69,100	73,900	14,400
Total Other Reimbursements	557,165	545,900	557,800	563,100	17,200
Total Parking Garage Spec Rev F	557,165	545,900	557,800	563,100	17,200
Fund: Developer Street Light Fund					
6411 Devel Streetlight Install	1,489,648	1,000,000	500,000	0	(1,000,000)

Revenue Detail
Other Funds

FY2015 Approved Budget

Funding Source	Actual FY2013	Original FY2014	Revised FY2014	Estimate FY2015	Inc (Dec) from Orig.
6529 Prior Year Encumb W/O	9,931	0	0	0	0
6550 Misc. Revenues-All Funds	32,660	0	0	0	0
Total Other Reimbursements	1,532,238	1,000,000	500,000	0	(1,000,000)
Total Developer Street Light Fun	1,532,238	1,000,000	500,000	0	(1,000,000)
Fund: Bond Premium Revenue Fund					
6550 Misc. Revenues-All Funds	15,318,078	15,000,000	14,815,000	5,000,000	(10,000,000)
Total Other Reimbursements	15,318,078	15,000,000	14,815,000	5,000,000	(10,000,000)
Total Bond Premium Revenue Fu	15,318,078	15,000,000	14,815,000	5,000,000	(10,000,000)
Fund: Forfeit & Asset Seizure Fnd					
6155 Invest Inc-Gen Portfolio	2,956	0	0	0	0
Total Investment Income	2,956	0	0	0	0
6422 Fast - Fed	946,669	250,000	250,000	250,000	0
Total Other Reimbursements	946,669	250,000	250,000	250,000	0
Total Forfeit & Asset Seizure Fnd	949,625	250,000	250,000	250,000	0
Fund: Piney Orchard WWS Fund					
6530 Piney Orchard WWS	967,792	1,000,000	1,000,000	1,300,000	300,000
Total Other Reimbursements	967,792	1,000,000	1,000,000	1,300,000	300,000
Total Piney Orchard WWS Fund	967,792	1,000,000	1,000,000	1,300,000	300,000
Fund: Partnership Children Yth & Fam					
5132 Grants	1,338,373	1,575,100	1,549,800	2,718,300	1,143,200
Total Grants & Aid - State/Fed	1,338,373	1,575,100	1,549,800	2,718,300	1,143,200
6155 Invest Inc-Gen Portfolio	564	0	0	0	0
Total Investment Income	564	0	0	0	0
6550 Misc. Revenues-All Funds	100	0	0	0	0
Total Other Reimbursements	100	0	0	0	0
6691 Surplus Fund Balances	0	70,000	47,400	0	(70,000)
Total Fund Balance	0	70,000	47,400	0	(70,000)
Total Partnership Children Yth &	1,339,037	1,645,100	1,597,200	2,718,300	1,073,200
Fund: Laurel Race Track Comm Ben Fnd					
6155 Invest Inc-Gen Portfolio	71	0	0	0	0
Total Investment Income	71	0	0	0	0
6635 Laurel Racetrack Revenue	0	152,000	152,000	357,000	205,000

Revenue Detail
Other Funds

FY2015 Approved Budget

Funding Source	Actual FY2013	Original FY2014	Revised FY2014	Estimate FY2015	Inc (Dec) from Orig.
Total Other Reimbursements	0	152,000	152,000	357,000	205,000
Total Laurel Race Track Comm B	71	152,000	152,000	357,000	205,000
Fund: Inmate Benefit Fund					
6155 Invest Inc-Gen Portfolio	1,904	1,200	1,200	1,200	0
Total Investment Income	1,904	1,200	1,200	1,200	0
6441 Commissary Sales	643,056	660,500	660,000	691,300	30,800
6442 Commissary Commissions	0	30,000	30,000	30,000	0
6443 Telephone Commissions	293,602	320,000	300,000	320,000	0
6529 Prior Year Encumb W/O	75,146	0	0	0	0
Total Other Reimbursements	1,011,804	1,010,500	990,000	1,041,300	30,800
Total Inmate Benefit Fund	1,013,708	1,011,700	991,200	1,042,500	30,800
Fund: Reforestation Fund					
6529 Prior Year Encumb W/O	21,720	0	0	0	0
6550 Misc. Revenues-All Funds	1,426,091	1,050,000	881,000	950,000	(100,000)
Total Other Reimbursements	1,447,811	1,050,000	881,000	950,000	(100,000)
Total Reforestation Fund	1,447,811	1,050,000	881,000	950,000	(100,000)
Fund: AA Workforce Dev Corp Fund					
5601 Miscellaneous Grants	2,229,720	0	0	1,200,000	1,200,000
Total Grants & Aid - State/Fed	2,229,720	0	0	1,200,000	1,200,000
6673 Workforce Development Corp.	0	1,200,000	1,200,000	0	(1,200,000)
Total Other Reimbursements	0	1,200,000	1,200,000	0	(1,200,000)
Total AA Workforce Dev Corp Fu	2,229,720	1,200,000	1,200,000	1,200,000	0
Fund: Community Development Fund					
6675 Arundel Comm Dev Svcs (ACDS)	6,396,383	6,131,100	6,127,100	5,990,100	(141,000)
Total Other Reimbursements	6,396,383	6,131,100	6,127,100	5,990,100	(141,000)
Total Community Development F	6,396,383	6,131,100	6,127,100	5,990,100	(141,000)
Fund: Circuit Court Special Fund					
6676 Unrestricted Revenues	500	0	0	0	0
6550 Misc. Revenues-All Funds	170,455	231,000	230,000	231,000	0
Total Other Reimbursements	170,955	231,000	230,000	231,000	0
Total Circuit Court Special Fund	170,955	231,000	230,000	231,000	0
Fund: Grants Fund					

Revenue Detail
Other Funds

FY2015 Approved Budget

Funding Source	Actual FY2013	Original FY2014	Revised FY2014	Estimate FY2015	Inc (Dec) from Orig.
5132 Grants	27,606,322	30,059,400	25,360,300	34,604,300	4,544,900
5133 General Fund Contribution	787,728	1,037,100	975,600	1,369,600	332,500
5180 Bad Debt Collections	42,427	30,000	30,000	40,000	10,000
5190 Self Pay Collections	54,279	66,800	45,000	50,000	(16,800)
5200 Private Insurance Collections	914,872	500	0	0	(500)
5210 Medical Assistance	607,656	17,000	0	0	(17,000)
Total Grants & Aid - State/Fed	30,013,284	31,210,800	26,410,900	36,063,900	4,853,100
6241 Adm Fees Spec Assess	13,537	0	0	0	0
6550 Misc. Revenues-All Funds	372,735	95,000	7,500	110,000	15,000
Total Other Reimbursements	386,272	95,000	7,500	110,000	15,000
Total Grants Fund	30,399,556	31,305,800	26,418,400	36,173,900	4,868,100
Fund: Impact Fee Fund					
6045 Impact Fees	16,166,890	0	12,095,000	8,595,000	8,595,000
Total Impact Fees	16,166,890	0	12,095,000	8,595,000	8,595,000
6155 Invest Inc-Gen Portfolio	146,244	0	924,000	134,000	134,000
Total Investment Income	146,244	0	924,000	134,000	134,000
Total Impact Fee Fund	16,313,133	0	13,019,000	8,729,000	8,729,000
Fund: Video Lottery Impact Aid Fund					
5114 VLT-Impact Aid	0	20,000,000	18,000,000	15,000,000	(5,000,000)
Total State Shared Revenues	0	20,000,000	18,000,000	15,000,000	(5,000,000)
Total Video Lottery Impact Aid F	0	20,000,000	18,000,000	15,000,000	(5,000,000)
Fund: Tax Increment Financing Districts					
5050 Real Property Current	25,394,518	28,727,300	36,150,000	29,893,000	1,165,700
5051 Special Assessment Taxes	1,410,000	0	1,310,000	780,900	780,900
5003 Real Property Current	5,356,105	5,609,000	5,566,000	6,434,000	825,000
Total Property Taxes	32,160,623	34,336,300	43,026,000	37,107,900	2,771,600
6155 Invest Inc-Gen Portfolio	50,289	41,000	15,000	15,000	(26,000)
6152 Investment Income-Misc	0	200	4,000	300	100
Total Investment Income	50,289	41,200	19,000	15,300	(25,900)
6691 Surplus Fund Balances	0	27,400	0	193,100	165,700
Total Fund Balance	0	27,400	0	193,100	165,700
Total Tax Increment Financing D	32,210,912	34,404,900	43,045,000	37,316,300	2,911,400

Revenue Detail
Other Funds

FY2015 Approved Budget

Funding Source	Actual FY2013	Original FY2014	Revised FY2014	Estimate FY2015	Inc (Dec) from Orig.
Fund: Special Tax Districts					
5051 Special Assessment Taxes	1,709,868	1,485,000	1,485,000	1,505,000	20,000
Total Property Taxes	1,709,868	1,485,000	1,485,000	1,505,000	20,000
6155 Invest Inc-Gen Portfolio	953	0	0	0	0
6152 Investment Income-Misc	25,400	100	100	100	0
Total Investment Income	26,353	100	100	100	0
6550 Misc. Revenues-All Funds	1,219,999	0	0	0	0
6599 Discounts Available	0	55,100	55,100	27,400	(27,700)
Total Other Reimbursements	1,219,999	55,100	55,100	27,400	(27,700)
6691 Surplus Fund Balances	0	0	0	359,100	359,100
Total Fund Balance	0	0	0	359,100	359,100
Total Special Tax Districts	2,956,220	1,540,200	1,540,200	1,891,600	351,400

Legislative Branch

FY2015 Approved Budget

Mission Statement

We the people of Anne Arundel County, State of Maryland, in order to form a more orderly County government, establish separate legislative and executive branches, insure responsibility of and accountability for public funds, promote the general welfare and secure the benefits of home rule, do, in accordance with the Constitution and the laws of the State of Maryland, adopt, ordain and establish as our Charter and form of government this Charter of Anne Arundel County, Maryland.



- District 1 - Daryl Jones
- District 2 - John J. Grasso
- District 3 - Derek Fink
- District 4 - G. James Benoit
- District 5 - Dick Ladd
- District 6 - Chris Trumbauer
- District 7 - Jerry Walker

Personnel Summary

Summary of Budgeted Positions in County Classified Service

Category	Auth FY2013	Approved FY2014	Adjusted FY2014	Budget FY2015	Inc (Dec) from Orig.
Fund					
General Fund	11	11	11	11	0
Total by Fund	11	11	11	11	0
Character					
County Council	3.00	3.00	3.00	3.00	0.00
County Auditor	6.00	6.00	6.00	6.00	0.00
Board of Appeals	2.00	2.00	2.00	2.00	0.00
Total-Character	11.00	11.00	11.00	11.00	0.00
Barg Unit					
Non-Represented	11.00	11.00	11.00	11.00	0.00
Total-Barg Unit	11.00	11.00	11.00	11.00	0.00

- In addition to the 12 Merit employees shown above, the Legislative Branch consists of 25 positions exempt from the County Classified service. These positions include:
 - (14) 7 Council Members and 7 Aides
 - (1) 1 Legislative Counsel to the County Council
 - (2) 1 Administrative Officer and 1 Asst. Administrative Officer to the County Council
 - (1) 1 County Auditor
 - (7) 7 Members of the Board of Appeals
- A listing of all positions, by department and by job title, is provided at the end of this section.

Comparative Statement of Expenditures

General Classifications of Expenditure	Actual FY2013	Original FY2014	Estimate FY2014	Budget FY2015	Inc (Dec) from Orig.
Fund					
General Fund	3,210,196	3,325,600	3,304,600	3,610,800	285,200
Total by Fund	3,210,196	3,325,600	3,304,600	3,610,800	285,200
Character					
County Council	1,775,795	1,807,500	1,810,700	1,938,700	131,200
County Auditor	1,089,387	1,166,800	1,143,400	1,298,500	131,700
Board of Appeals	345,014	351,300	350,500	373,600	22,300
Total by Character	3,210,196	3,325,600	3,304,600	3,610,800	285,200
Object					
Personal Services	2,765,171	2,824,600	2,822,800	3,086,500	261,900
Contractual Services	367,086	408,300	388,800	423,300	15,000
Supplies & Materials	24,690	37,100	37,500	39,700	2,600
Business & Travel	53,250	55,600	55,500	61,300	5,700
Capital Outlay	0	0	0	0	0
Total by Object	3,210,196	3,325,600	3,304,600	3,610,800	285,200

**Legislative Branch
County Council**

FY2015 Approved Budget

Program Statement

The constitution of the State of Maryland requires all charter counties to have a council which is vested with the power to enact local legislation. The County Council is the elected body of the County and is vested with the power to enact legislation. The seven member council generally meets the first and third Mondays of each month, in addition to budget deliberations in May. The Council must adopt a budget by June 15 or the County Executive's request stands as proposed. With the exception of the Board of Education budget, the Council may only delete programs and funding from the County Executive's proposal.

Budget Summary

General Class of Expenditure	Actual FY2013	Original FY2014	Estimate FY2014	Budget FY2015	Inc (Dec) from Orig.
Fund					
General Fund	1,775,795	1,807,500	1,810,700	1,938,700	131,200
Total by Fund	1,775,795	1,807,500	1,810,700	1,938,700	131,200
Object					
Personal Services	1,682,260	1,695,400	1,703,000	1,814,500	119,100
Contractual Services	39,798	46,400	45,100	55,400	9,000
Supplies & Materials	13,918	23,500	23,500	25,500	2,000
Business & Travel	39,818	42,200	39,100	43,300	1,100
Capital Outlay	0	0	0	0	0
Total by Object	1,775,795	1,807,500	1,810,700	1,938,700	131,200

**Legislative Branch
County Auditor**

FY2015 Approved Budget

Program Statement

The County Auditor serves at the pleasure of the County Council and acts in an oversight capacity to ensure that public funds are spent in accordance with the budget and applicable county laws. The Auditor is also responsible for ensuring the Comprehensive Annual Financial Report (CAFR) is audited annually.

Budget Summary

General Class of Expenditure	Actual FY2013	Original FY2014	Estimate FY2014	Budget FY2015	Inc (Dec) from Orig.
Fund					
General Fund	1,089,387	1,166,800	1,143,400	1,298,500	131,700
Total by Fund	1,089,387	1,166,800	1,143,400	1,298,500	131,700
Object					
Personal Services	860,622	913,100	906,700	1,032,900	119,800
Contractual Services	209,425	233,800	215,600	240,800	7,000
Supplies & Materials	6,264	6,900	7,300	7,300	400
Business & Travel	13,076	13,000	13,800	17,500	4,500
Total by Object	1,089,387	1,166,800	1,143,400	1,298,500	131,700

**Legislative Branch
Board of Appeals**

FY2015 Approved Budget

Program Statement

Independent of both the executive and legislative branches, the Board of Appeals renders final decisions on appeals relating to zoning, licenses, permits, executive, administrative, and judicatory orders. The seven members of the Board are appointed by the County Council to terms coterminous with those of the Council. Appellants of decisions on special exceptions, rezonings and variances have already appeared before the Administrative Hearings Officer, and may subsequently pursue their cases in Circuit Court if they are not satisfied with the decision of the Board. Board members each receive an annual stipend of \$5,250, and a per diem allowance of \$50.

Budget Summary

General Class of Expenditure	Actual FY2013	Original FY2014	Estimate FY2014	Budget FY2015	Inc (Dec) from Orig.
Fund					
General Fund	345,014	351,300	350,500	373,600	22,300
Total by Fund	345,014	351,300	350,500	373,600	22,300
Object					
Personal Services	222,289	216,100	213,100	239,100	23,000
Contractual Services	117,863	128,100	128,100	127,100	(1,000)
Supplies & Materials	4,508	6,700	6,700	6,900	200
Business & Travel	355	400	2,600	500	100
Total by Object	345,014	351,300	350,500	373,600	22,300

**Legislative Branch
General Fund**

FY2015 Approved Budget

Personnel Summary - Positions in the County Classified Service

Job Code - Title	Plan	Grade	FY2013 Approved	FY2014 Request	FY2014 Approved	FY2014 Adjusted	FY2015 Budget	Variance
0225 Legislative Staff Auditor	LA	1	1	0	0	0	0	0
0226 Legislative Sr Staff Auditor	LA	2	0	1	1	1	1	0
0227 Legislative Audit Manager	LA	3	2	2	2	2	2	0
0229 Legislative Management Assistant II	NR	17	1	1	1	1	1	0
0230 Legis Administrative Secretary	NR	12	4	4	4	4	4	0
0234 Legislative Senior Secretary	NR	10	1	1	1	1	1	0
0238 Asst County Auditor	LA	4	2	2	2	2	2	0
Fund Summary			11	11	11	11	11	0
Department Summary			11	11	11	11	11	0

**Legislative Branch
General Fund**

FY2015 Approved Budget

Personnel Summary - Positions Exempt from the County Classified Service

Job Code - Title	Plan	Grade	FY2013 Approved	FY2014 Request	FY2014 Approved	FY2014 Adjusted	FY2015 Budget	Variance
0180 County Auditor	E	8	1	1	1	1	1	0
0185 Admin Officer to County Council	E	5	1	1	1	1	1	0
0190 Asst Admin Officer to Co Counl	E	3	1	1	1	1	1	0
0192 Legis Aide II CC	EL	3	7	7	7	7	7	0
0193 Legis Counsel To Co Council	E	6	1	1	1	1	1	0
8010 Council Member	EO	3	7	7	7	7	7	0
8550 Board Member Bd of Appeals	ET	2	7	7	7	7	7	0
Fund Summary			25	25	25	25	25	0
Department Summary			25	25	25	25	25	0

Mission Statement

The County Executive shall be responsible for the proper and efficient administration of such affairs of the County as are placed in the charge or under the jurisdiction and control of the County Executive under the Charter or by law.

Program Statement

The Office of the County Executive is responsible for providing management and policy direction for the operation of county government.

County Executive – this budget includes public information, government relations, human relations and Community Services.

Anne Arundel Economic Development Corporation (AAEDC) – this is a privatized agency of county government responsible for promoting Anne Arundel County as an attractive place for business. In addition to the operating subsidy provided by the county, its non-profit status allows the corporation to receive grants and aid that otherwise would not be available to government agencies.

Laurel Race Track Impact Aid – there is a Laurel Impact Fee Special Revenue Fund to account for the funds paid to the County as impact aid for the Laurel Racetrack. The County Executive has established a committee to recommend how best to spend these funds.

Personnel Summary

There are no positions in the "County Classified Service" within the County Executive's Office. All positions are exempt from the merit system.

A listing of all positions, by department and job title, is provided at the end of this section.

Comparative Statement of Expenditures

General Classifications of Expenditure	Actual FY2013	Original FY2014	Estimate FY2014	Budget FY2015	Inc (Dec) from Orig.
Fund					
General Fund	4,292,569	5,074,600	5,087,100	5,155,500	80,900
Laurel Race Track Comm Ben Fn	0	152,000	152,000	357,000	205,000
Video Lottery Impact Aid Fund	0	3,000,000	1,500,000	1,100,000	(1,900,000)
Total by Fund	4,292,569	8,226,600	6,739,100	6,612,500	(1,614,100)
Character					
County Executive	1,717,935	2,037,700	2,107,700	2,116,500	78,800
Economic Development Corp	2,574,634	3,036,900	2,979,400	3,039,000	2,100
Laurel Race Track Impact Aid	0	152,000	152,000	357,000	205,000
VLT Community Grants	0	3,000,000	1,500,000	1,100,000	(1,900,000)
Total by Character	4,292,569	8,226,600	6,739,100	6,612,500	(1,614,100)
Object					
Personal Services	1,813,077	2,035,100	2,137,900	2,198,500	163,400
Contractual Services	39,423	43,300	29,200	37,500	(5,800)
Supplies & Materials	38,140	50,500	50,500	50,500	0
Business & Travel	1,929	18,000	18,500	18,000	0
Capital Outlay	0	1,000	1,000	1,000	0
Grants, Contributions & Other	2,400,000	6,078,700	4,502,000	4,307,000	(1,771,700)
Total by Object	4,292,569	8,226,600	6,739,100	6,612,500	(1,614,100)

County Executive
County Executive

FY2015 Approved Budget

Program Statement

The County Executive is responsible for providing management and policy direction for the operation of county government. Specifically, this budget includes public information, government relations, human relations and community services.

Public Information – this office is responsible for media relations, speech writing and editing, ceremonial documents and correspondence, and special events.

Governmental Relations – this office assists the County Executive in the development and passage of local and state legislation that enables and enhances the operation of county government through a critical review of all proposed legislation by the Legislative Review Committee.

Human Relations – responsibilities within this office include fostering, encouraging and guaranteeing equal treatment to all persons regardless of race, creed, color, sex, national origin, age, religion, or mental/physical handicap.

Community Services – this is the focal point for communication between local government and the communities of the County. The goal being better informed citizens as to the actions and programs of the government as well as the government being continuously informed as to the needs and desires of the community.

Budget Summary

General Class of Expenditure	Actual FY2013	Original FY2014	Estimate FY2014	Budget FY2015	Inc (Dec) from Orig.
Fund					
General Fund	1,717,935	2,037,700	2,107,700	2,116,500	78,800
Total by Fund	1,717,935	2,037,700	2,107,700	2,116,500	78,800
Object					
Personal Services	1,638,443	1,848,200	2,008,500	2,009,500	161,300
Contractual Services	39,423	43,300	29,200	37,500	(5,800)
Supplies & Materials	38,140	50,500	50,500	50,500	0
Business & Travel	1,929	18,000	18,500	18,000	0
Capital Outlay	0	1,000	1,000	1,000	0
Grants, Contribution	0	76,700	0	0	(76,700)
Total by Object	1,717,935	2,037,700	2,107,700	2,116,500	78,800

- The increase in Personal Services is attributable to Countywide increases to the pay package.

County Executive

FY2015 Approved Budget

Economic Development Corp

Program Statement

Anne Arundel Economic Development Corporation (AAEDC) is a privatized agency of county government responsible for promoting Anne Arundel County as an attractive place for business. In addition to the operating subsidy provided by the county, its non-profit status allows the corporation to receive grants and aid that otherwise would not be available to government agencies.

An operating subsidy is provided by the County in an amount equal to the revenue yield of half of one percent (0.5%) of the Hotel Motel Tax rate. The prior practice of dedicating these Hotel Tax revenues to a Special Revenue Fund is prohibited under the provisions of the County Charter. Beginning with the FY2009 Budget, a direct appropriation from the County Executive’s General Fund Budget provides this funding.

With respect to the Economic Development Corporation, the County Executive’s General Fund Budget has historically provided additional funding beyond that which was dedicated from the Hotel Tax.

The purpose of this page in the budget is to consolidate all funding in support of the Economic Development Corporation into one section of the budget.

Budget Summary

General Class of Expenditure	Actual FY2013	Original FY2014	Estimate FY2014	Budget FY2015	Inc (Dec) from Orig.
Fund					
General Fund	2,574,634	3,036,900	2,979,400	3,039,000	2,100
Total by Fund	2,574,634	3,036,900	2,979,400	3,039,000	2,100
Object					
Personal Services	174,634	186,900	129,400	189,000	2,100
Grants, Contribution	2,400,000	2,850,000	2,850,000	2,850,000	0
Total by Object	2,574,634	3,036,900	2,979,400	3,039,000	2,100

- This budget provides the appropriation authority for a grant to the Economic Development Corporation. A portion of this funding is based on the dollar equivalent to the revenue yield of half of one percent (0.5%) of the Hotel Tax.
- The Director of Programming, an Exempt position in the County system, is the Executive Director of AAEDC and is appointed by the County Executive. All other employees are employed by the Economic Development Corporation.

County Executive

FY2015 Approved Budget

Laurel Race Track Impact Aid

Program Statement

The Laurel Impact Fee Special Revenue Fund accounts for the funds paid to the County as impact aid for the Laurel Racetrack. The County Executive has established a committee to recommend how best to spend these funds.

Budget Summary

General Class of Expenditure	Actual FY2013	Original FY2014	Estimate FY2014	Budget FY2015	Inc (Dec) from Orig.
Fund					
Laurel Race Track C	0	152,000	152,000	357,000	205,000
Total by Fund	0	152,000	152,000	357,000	205,000
Object					
Grants, Contribution	0	152,000	152,000	357,000	205,000
Total by Object	0	152,000	152,000	357,000	205,000

- \$ 40,000 - Beautification of Route 198
- \$ 60,000 - Plant Replacement for Route 198
- \$ 182,000 - Maryland City VFD
- \$ 55,000 - Maryland City at Russett Library Sunday Hours
- \$ 5,000 - Library Children's Story Computer
- \$ 15,000 - Ox Bow Lake platform & pathways

County Executive

FY2015 Approved Budget

VLT Local Impact Grants

Program Statement

The purpose of this appropriation is to disburse funds for community grants as recommended by the Local Development Council, proposed by the County Executive, and approved by the County Council.

Budget Summary

General Class of Expenditure	Actual FY2013	Original FY2014	Estimate FY2014	Budget FY2015	Inc (Dec) from Orig.
Fund					
Video Lottery Impac	0	3,000,000	1,500,000	1,100,000	(1,900,000)
Total by Fund	0	3,000,000	1,500,000	1,100,000	(1,900,000)
Object					
Grants, Contribution	0	3,000,000	1,500,000	1,100,000	(1,900,000)
Total by Object	0	3,000,000	1,500,000	1,100,000	(1,900,000)

- \$ 250,000 - LDC Community Grant Fund
- \$ 250,000 - YWCA Domestic Abuse Shelter
- \$ 100,000 - Ft. Meade Alliance
- \$ 500,000 - Transportation and Roadway Beautification Contingency

**County Executive
General Fund**

FY2015 Approved Budget

Personnel Summary - Positions Exempt from the County Classified Service

Job Code - Title	Plan	Grade	FY2013 Approved	FY2014 Request	FY2014 Approved	FY2014 Adjusted	FY2015 Budget	Variance
0100 County Executive	EO	1	1	1	1	1	1	0
0101 Dir Of Programming	E	7	1	1	1	1	1	0
0102 Public Information Officer	E	5	1	1	1	1	1	0
0103 Chief of Staff	E	6	0	1	1	1	1	0
0151 Exec Administrative Secretary	EX	13	4	4	4	4	4	0
0152 Co Exec Appointment Coordinatr	EX	15	1	1	1	1	1	0
0153 Exec Management Assistant I	EX	16	4	4	4	4	4	0
0154 Exec Management Assist II	EX	18	2	2	2	2	2	0
0163 Legislative Liaison Officer	E	6	1	1	1	1	1	0
0165 Asst To The County Executive	E	5	3	3	3	3	3	0
Fund Summary			18	19	19	19	19	0
Department Summary			18	19	19	19	19	0

Mission Statement

The Office of Law provides virtually all legal services to the Executive and Legislative branches of County government and, by agreement, to certain other entities supported by the County government. These services include representing the County and its employees in a wide range of litigation, reviewing contracts, drafting legislation, and providing advice to every office and department of County government. The mission of the Office of Law is to provide timely and accurate legal services in a manner that protects the interests of the County and its citizens, and best assists our client agencies in accomplishing their goals.

Major Accomplishments

- Eliminated one part-time position and replaced a senior administrative position with an entry-level paralegal position by the realignment of duties and other efficiencies, resulting in a savings of \$95,265.
- The Office of Law had 595 active code enforcement cases in FY 2013, of which 122 were in the Critical Area and 473 were outside the Critical Area. Total fines levied were \$149,922, of which \$53,525 was in the Critical Area and \$96,397 was outside of the Critical Area.
- Collected \$570,103.70 in personal property taxes for FY13, and from 7/1/13 – 12/31/13 another \$275,307.08. Also collected \$40,345 in bond monies from sureties of principals who defaulted on grading bonds, \$284,114.46 in agreements from sureties for remedial actions, and \$100,000 in miscellaneous debt matters, including subrogation of claims for property damage.
- Actively participated in the McKesson Government Entity class action litigation, resulting in the recovery of over \$365,000 related to the over-pricing of prescription drugs.
- Negotiated under the threat of litigation payment of the County's hotel occupancy tax by seven on-line travel companies: Orbitz, Cheaptickets, Travelocity, Egencia, Travelscape, Hotels.com, and Hotwire.com. This resulted in the collection of \$312,000 in taxes

and \$30,000 in penalties and interest. Non-payment of this tax by the on-line companies placed local motels and hotels that do their own booking (and that were paying the tax) at a competitive disadvantage.

- Successfully litigated *County v. Belcher, et al.*, a complex bond default matter that involved a defective sewer pipe and other infrastructure in a subdivision. The owners of the business filed for bankruptcy and the surety refused to correct the defects. The County was able to get the bankruptcy stay lifted for purposes of prosecuting its claim against the surety, a judgment was obtained against the surety, and the surety remedied the defect at a cost of \$215,000.

Key Objectives

- Expand collection efforts of debts owed to the County, including the collection of taxes owed by internet based on-line hotel booking companies. Institute innovative means of collection.
- The Office will continue to provide quality legal defenses in actions brought against the County and its employees.
- Aggressively enforce the County's program of code enforcement in the Chesapeake Bay Critical Area.
- The Office will continue to evaluate procedures, equipment, and software in an effort to reduce costs and improve efficiency.
- The Office will continue to provide training and educational opportunities for the attorneys and staff in order to provide increased expertise and assistance in the various areas of law.
- The Office will continue to provide high quality legislation.

Comparative Statement of Expenditures

General Classifications of Expenditure	Actual FY2013	Original FY2014	Estimate FY2014	Budget FY2015	Inc (Dec) from Orig.
Fund					
General Fund	3,594,218	3,662,900	3,725,400	3,876,000	213,100
Watershed Protection & Restor	0	79,300	79,300	79,300	0
Total by Fund	3,594,218	3,742,200	3,804,700	3,955,300	213,100
Character					
Office of Law	3,594,218	3,742,200	3,804,700	3,955,300	213,100
Total by Character	3,594,218	3,742,200	3,804,700	3,955,300	213,100
Object					
Personal Services	3,448,293	3,615,800	3,652,000	3,799,200	183,400
Contractual Services	72,196	70,300	70,300	70,300	0
Supplies & Materials	43,174	29,300	32,300	41,500	12,200
Business & Travel	23,835	20,500	43,800	38,000	17,500
Capital Outlay	3,017	1,500	1,500	1,500	0
Grants, Contributions & Other	3,702	4,800	4,800	4,800	0
Total by Object	3,594,218	3,742,200	3,804,700	3,955,300	213,100

Office of Law

FY2015 Approved Budget

Program Statement

The Office of Law provides legal services for the County and its offices, departments, boards, commissions, and agencies.

Litigation – provides representation to the County and its officers and employees in civil litigation. The program includes civil rights actions, employment discrimination claims, premise liability matters, code enforcement, and contract disputes. It also includes bankruptcy and collection matters.

Self-Insurance Fund – represents the County and its officers and employees in civil litigation matters, including Worker's Compensation claims, as mandated by § 3-11-108 of the County Code, and motor vehicle torts. Personnel costs for three Law Office employees, an attorney, a paralegal, and a legal secretary, are funded by the Self Insurance Fund.

Department of Social Services -- State law (Article 88A, Section 7(a)) requires the Office of Law to represent the Anne Arundel County Department of Social Services in Child in Need of Assistance cases before the Circuit Court for Anne Arundel County, sitting as the juvenile court, and in termination of parental rights cases before the Circuit Court. The Office of Law dedicates three attorneys and a legal secretary to this activity. Personnel funding is provided by the State through the Department of Social Services. One of the three attorneys does not appear in the Office of Law's Personal Services Computation but resides in the Department of Social Services' Personal Services Computation.

Legal Advice – encompasses the review of legal papers and the provision of legal opinions for the County and all of its offices, departments, boards, commissions, and agencies, including the County Council. Pursuant to Charter Section 526, the County Attorney approves all contracts and other legal instruments for form and legal sufficiency prior to execution by the County.

Legislation – encompasses reviewing all ordinances passed by the County Council and advising the County Executive as to their legality prior to signing. Additionally, the Office of Law is responsible for drafting ordinances and resolutions.

Commentary

- The increase in Personal Services is attributable to Countywide increases to the pay package.

Office of Law

FY2015 Approved Budget

Summary of Budgeted Positions in County Classified Service

Category	Auth FY2013	Approved FY2014	Adjusted FY2014	Budget FY2015	Inc (Dec) from Orig.
Fund					
General Fund	27	28	28	28	0
Total by Fund	27	28	28	28	0
Character					
Office of Law	27.00	28.00	28.00	28.00	0.00
Total-Character	27.00	28.00	28.00	28.00	0.00
Barg Unit					
Non-Represented	27.00	28.00	28.00	28.00	0.00
Total-Barg Unit	27.00	28.00	28.00	28.00	0.00

- In addition to the above positions, the Department contains a County Attorney and an Administrative Secretary that are exempt from the County Classified service.
- A listing of all positions, by department and by job title, is provided at the end of this section.

Performance Measures

Measure	Actual FY2012	Actual FY2013	Estimate FY2014	Estimate FY2015
<u>Office of Law</u>				
Civil Litigation	2,654	2,926	2,900	2,900
Self-Insur. Fund Representation	2,201	2,434	2,600	2,600
Social Service Representation	189	282	280	280
Legislation	165	149	165	165
Legal Advice-Opinions & Doc Rvw	5,609	4,017	4,200	4,200
Bankruptcy Collections (\$)	\$340,196	\$328,248	\$300,000	\$300,000
Personal Property Collections (\$)	\$510,565	\$570,104	\$500,000	\$500,000
Tax Sale Foreclosures (\$)	\$3,273,620	\$3,001,324	\$3,000,000	\$3,000,000

**Office of Law
General Fund**

FY2015 Approved Budget

Personnel Summary - Positions in the County Classified Service

Job Code - Title	Plan	Grade	FY2013 Approved	FY2014 Request	FY2014 Approved	FY2014 Adjusted	FY2015 Budget	Variance
0209 Secretary II (NR)	NR	7	1	1	1	1	1	0
0242 Management Assistant II	NR	17	1	1	1	1	1	0
0500 Senior Paralegal	NR	14	1	1	1	1	1	0
0501 Paralegal	NR	12	3	3	3	3	3	0
0502 Legal Secretary	NR	10	6	6	6	6	6	0
0512 Attorney II	NR	19	4	4	4	3	3	0
0513 Attorney III	NR	21	5	6	6	7	7	0
0520 Senior Assistant Co Attorney	NR	22	5	6	6	6	6	0
0521 Deputy County Attorney	NR	24	2	1	1	1	1	0
0522 Supervising County Attorney	NR	23	2	2	2	2	2	0
Fund Summary			30	31	31	31	31	0
Department Summary			30	31	31	31	31	0

**Office of Law
General Fund**

FY2015 Approved Budget

Personnel Summary - Positions Exempt from the County Classified Service

Job Code - Title	Plan	Grade	FY2013 Approved	FY2014 Request	FY2014 Approved	FY2014 Adjusted	FY2015 Budget	Variance
0120 County Attorney	E	8	1	1	1	1	1	0
0200 Admin Secty To Dpt/Agency Head	E	1	1	1	1	1	1	0
Fund Summary			2	2	2	2	2	0
Department Summary			2	2	2	2	2	0

Mission Statement

The mission of the Office of Administrative Hearings is to provide the requisite public notice of pending applications, conduct quasi-judicial hearings, and decide pending matters in a timely manner.

Program Statement

This program accounts for the Administrative Hearing Officer. Duties are to provide public notice, to conduct quasi-judicial hearings, and to write decisions in a timely manner for all zoning petitions (zoning reclassifications, special exceptions, variance and critical area reclassifications). The next level of appeal is the County Board of Appeals. The Administrative Hearing Officer may also hear and decide certain construction contract disputes, which are appealed directly to the Circuit Court.

The Administrative Hearing Officer is responsible for conducting public hearings on petitions to change or reclassify the zoning of individual or particular parcels of property. The Administrative Hearing Officer may grant variances from and make special exceptions to the zoning laws, regulations, ordinances or resolutions.

Commentary

- The increase in Personal Services is attributable to Countywide increases to the pay package.

Personnel Summary

There are no positions in the "County Classified Service" within the Administrative Hearings Office. All positions are exempt from the merit system.

The FY2015 Budget includes funding for two positions, including the Administrative Hearing Officer and an Administrative Secretary.

A listing of all positions, by department and by job title, is provided at the end of this section.

Performance Measures

Measure	Actual 2012	Actual 2013	Estimate 2014	Projected 2015
Variances	283	265	280	290
Special Exceptions	16	9	25	28
Re-zonings	2	4	5	6
Critical Area Reclassification	0	0	1	1
Contract Construction Cases	0	0	1	1

Comparative Statement of Expenditures

General Classifications of Expenditure	Actual FY2013	Original FY2014	Estimate FY2014	Budget FY2015	Inc (Dec) from Orig.
Fund					
General Fund	263,265	277,500	271,300	293,100	15,600
Total by Fund	263,265	277,500	271,300	293,100	15,600
Character					
Office of Admin.Hearings	263,265	277,500	271,300	293,100	15,600
Total by Character	263,265	277,500	271,300	293,100	15,600
Object					
Personal Services	257,892	265,500	261,000	281,100	15,600
Contractual Services	1,798	3,000	1,900	3,000	0
Supplies & Materials	3,576	9,000	8,400	9,000	0
Capital Outlay	0	0	0	0	0
Total by Object	263,265	277,500	271,300	293,100	15,600

**Office of Administrative Hearings
General Fund**

FY2015 Approved Budget

Personnel Summary - Positions Exempt from the County Classified Service

Job Code - Title	Plan	Grade	FY2013 Approved	FY2014 Request	FY2014 Approved	FY2014 Adjusted	FY2015 Budget	Variance
0135 Administrative Hearing Officer	E	7	1	1	1	1	1	0
0200 Admin Secty To Dpt/Agency Head	E	1	1	1	1	1	1	0
Fund Summary			2	2	2	2	2	0
Department Summary			2	2	2	2	2	0

Mission Statement

The Chief Administrative Officer is appointed by and is responsible directly to the County Executive. The Chief Administrative Officer shall have supervisory authority over the executive branch offices and departments as provided in Article V of the County Charter, and over other executive offices as the County Executive may direct.

Program Statement

The Chief Administrative Officer has the overall responsibility for the functions performed by the Office of the Budget, Office of Finance, Office of Central Services, and the Office of Personnel. As such, the Chief Administrative Officer is responsible for many of the daily activities of county government.

Management and Control – in addition to the above functions, this bureau is responsible for the coordination of administrative and financial functions with the independent Board of Education and the trustees of the community college and library.

Contingency – this bureau accounts for those funds held in contingency. In general, these funds have been utilized to cover unforeseen items such as snow removal expenses above that which is budgeted for in the Department of Public Works. In the past, contingency funds have also been reserved for items such as pay packages that were still in negotiations, as well as performance increases for non-represented employees.

In addition, this office directly manages and oversees two privatized entities that manage County “pass-through” grants on behalf of the County. These include Arundel Community Development Services, Inc. (ACDS), and the Anne Arundel Workforce Development Corporation.

Personnel Summary

There are no positions in the "County Classified Service" within the Chief Administrative Office. All positions are exempt from the merit system.

A listing of all positions, by department and job title, is provided at the end of this section.

Comparative Statement of Expenditures

General Classifications of Expenditure	Actual FY2013	Original FY2014	Estimate FY2014	Budget FY2015	Inc (Dec) from Orig.
Fund					
General Fund	4,026,926	17,022,700	2,384,100	13,595,900	(3,426,800)
Community Development Fund	4,623,001	6,131,100	6,127,100	5,990,100	(141,000)
Grant Fund-Chief Adm Office	495,335	1,130,500	239,300	420,000	(710,500)
Video Lottery Impact Aid Fund	0	100,000	100,000	200,000	100,000
AA Workforce Dev Corp Fund	2,229,720	1,200,000	1,200,000	1,200,000	0
Total by Fund	11,374,983	25,584,300	10,050,500	21,406,000	(4,178,300)
Character					
Management & Control	3,462,261	2,477,300	1,563,400	2,160,000	(317,300)
Contingency	0	14,615,900	0	10,795,900	(3,820,000)
Community Development Svcs C	5,784,193	6,796,100	6,792,100	6,655,100	(141,000)
Workforce Development Corp.	2,624,720	1,695,000	1,695,000	1,795,000	100,000
Total by Character	11,871,174	25,584,300	10,050,500	21,406,000	(4,178,300)
Object					
Personal Services	605,152	558,600	333,500	416,400	(142,200)
Contractual Services	12,100	9,300	6,500	5,500	(3,800)
Supplies & Materials	4,565	5,500	3,000	5,500	0
Business & Travel	5,253	2,000	3,900	2,000	0
Capital Outlay	0	2,000	0	2,000	0
Grants, Contributions & Other	10,747,913	25,006,900	9,703,600	20,974,600	(4,032,300)
Total by Object	11,374,983	25,584,300	10,050,500	21,406,000	(4,178,300)

**Chief Administrative Officer
Management & Control**

FY2015 Approved Budget

Program Statement

The Chief Administrative Officer has the overall responsibility for the functions performed by the Office of the Budget, Office of Finance, Office of Central Services, and the Office of Personnel. In addition to these functions, this bureau is responsible for many of the daily activities of county government as well as for the coordination of administrative and financial functions with the independent Board of Education and the trustees of the community college and library.

Budget Summary

General Class of Expenditure	Actual FY2013	Original FY2014	Estimate FY2014	Budget FY2015	Inc (Dec) from Orig.
Fund					
General Fund	2,966,926	1,346,800	1,324,100	1,740,000	393,200
Grant Fund-Chief A	495,335	1,130,500	239,300	420,000	(710,500)
Total by Fund	3,462,261	2,477,300	1,563,400	2,160,000	(317,300)
Object					
Personal Services	605,152	558,600	333,500	416,400	(142,200)
Contractual Services	12,100	9,300	6,500	5,500	(3,800)
Supplies & Materials	4,565	5,500	3,000	5,500	0
Business & Travel	5,253	2,000	3,900	2,000	0
Capital Outlay	0	2,000	0	2,000	0
Grants, Contribution	2,835,192	1,899,900	1,216,500	1,728,600	(171,300)
Total by Object	3,462,261	2,477,300	1,563,400	2,160,000	(317,300)

- The reduction in Personal Services is due to the BRAC grant being administered by AAEDC in FY15. The General Fund Personal Services increase is attributable to Countywide increases to the pay package.

Government Grants

	<u>FY2014</u>	<u>FY2015</u>		<u>FY2014</u>	<u>FY2015</u>
AA Conflict Resolution Center	10,000	10,000	Kunta Kinte-Alex Haley Foundation	3,000	3,000
AACo. CASA (Court Appointed Special Advocates)	15,000	15,000	Legal Aid Bureau of AA County	22,000	22,000
AACo. Community Action Agency	200,000	200,000	Light House Shelter	50,000	100,000
AACo. Food Bank	95,000	100,000	Maryland Therapeutic Riding	-	20,000
AACo. Literacy Council	-	10,000	Muscular Dystrophy Association	-	20,000
AACo. Mental Health Agency	150,000	150,000	Opportunities Industrialization Center of AA County	-	11,000
American Red Cross	2,500	2,500	Partners in Care	45,000	45,000
Annapolis Wellness Club	-	30,000	P.A.W.S Anne Arundel County	20,000	20,000
Arundel House of Hope	-	10,000	Providence Center	-	25,000
Arundel Lodge	-	28,400	Restoration Community Development (Gems & Jewels)	10,000	10,000
Assistance League of the Chesapeake	-	1,500	Rise for Autism	-	25,500
Bello Machre Inc.	3,000	10,000	Robert A. Pascal Family Services	20,000	-
Best Buddies International	-	15,000	Rob's Barbershop Community Foundation	1,000	1,000
Boys and Girls Clubs Of Annapolis & AA County	50,000	60,000	Samaritan House	-	50,000
Calvary Economic Development Corp	5,000	5,000	Sarah's House/Associated Catholic Charities	15,000	16,000
Center for Help	5,000	5,000	Seeds for Success	12,500	12,500
Chesapeake Center for Youth Development (YSB)	30,000	21,200	South County Faith Network, Inc.	1,000	-
Chrysalis House	-	10,000	The ARC of the Central Chesap. Region	70,000	70,000
Creating Communities, Corp	5,000	5,000	The Metropolitan Washington Ear	1,500	1,500
Food Link, Inc.	5,000	-	Volunteer Center Anne Arundel	30,000	30,000
Friends of Arundel Seniors	2,500	-	Wiley H. Bates Legacy Center	7,500	7,500
Emmaus Center	-	5,000	Wabanna Bible Conference Association	-	5,000
H.O.P.E. for All (He Opens a Path to Everyone, Inc)	-	5,000	Woods Community Center	10,000	15,000
Hospice of the Chesapeake	5,000	5,000	YWCA of Annapolis and AACo.	95,000	95,000
			Government Grants Total	996,500	1,308,600
			Arts Council of AA Cty (Cultural Arts Found)	512,500	485,400
			(Now funded directly from Hotel Tax)		
				<u>1,256,500</u>	<u>1,794,000</u>

Chief Administrative Officer
Contingency

FY2015 Approved Budget

Program Statement

Appropriations in this Contingency Account are “conditioned” by the Council Council such that all or part of this appropriation may not be expended within this account but can only be transferred to other accounts at the request of the County Executive and upon approval by ordinance of the County Council.

In general, these funds have been utilized to cover unforeseen items such as snow removal expenses above that which is budgeted for in the Department of Public Works. In the past, contingency funds have also been reserved for items such as pay packages that were still in negotiations, as well as performance increases for non-represented employees.

Budget Summary

General Class of Expenditure	Actual FY2013	Original FY2014	Estimate FY2014	Budget FY2015	Inc (Dec) from Orig.
Fund					
General Fund	0	14,615,900	0	10,795,900	(3,820,000)
Total by Fund	0	14,615,900	0	10,795,900	(3,820,000)
Object					
Grants, Contribution	0	14,615,900	0	10,795,900	(3,820,000)
Total by Object	0	14,615,900	0	10,795,900	(3,820,000)

- Contingency includes approximately \$250K as a local match for the Odenton Transit Center design as specified in the Maryland Department of Transportation TIGER grant application. These funds will be made available upon notice of a grant award from the US Department of Transportation.

Chief Administrative Officer
Community Development Svcs Cor

FY2015 Approved Budget

Program Statement

Arundel Community Development Services, Inc. (ACDS), on behalf of and with the approval of the County, plans and implements housing and community development activities which principally benefit low and moderate income residents, remove slum and blighting conditions, or meet an urgent need.

Much of the funding for these initiatives comes from federal grants such as:

- Community Development Block Grant (CDBG) & Emergency Shelter Grant (ESG)
- Home Investment Partnerships Program (HOME)
- American Dream Downpayment Initiative (ADDI)
- Supportive Housing Program (SHP)
- Housing Opportunities for Persons with Aids (HOPWA)
- Other, non-recurring, Grants

Funding also is provided from the County's General Fund for the following purposes:

The Homeownership and Foreclosure Counseling Program provides intensive counseling and direct assistance to renters, enabling them to become financially prepared and empowered to undertake the responsibilities of homeownership. The program also provides foreclosure counseling to households facing default and the loss of their home.

The Workforce Housing Program would help to increase the supply of workforce housing units available to low to moderate income homebuyers and to stabilize our older neighborhoods.

Administrative operating funds are also provided to support the cost of planning, administering and implementing federal and State programs that are not fully funded by the grants. These costs were historically covered by County government prior to privatization.

There are no County positions funded in this budget; all of the employees are employed by Arundel Community Development Services, Inc.

Budget Summary

General Class of Expenditure	Actual FY2013	Original FY2014	Estimate FY2014	Budget FY2015	Inc (Dec) from Orig.
Fund					
General Fund	665,000	665,000	665,000	665,000	0
Community Develop	5,119,193	6,131,100	6,127,100	5,990,100	(141,000)
Total by Fund	5,784,193	6,796,100	6,792,100	6,655,100	(141,000)
Object					
Grants, Contribution	5,784,193	6,796,100	6,792,100	6,655,100	(141,000)
Total by Object	5,784,193	6,796,100	6,792,100	6,655,100	(141,000)

**Chief Administrative Officer
Workforce Development Corp.**

FY2015 Approved Budget

Program Statement

The Anne Arundel Workforce Development Corporation is a 501 (c) 3 corporation that is Anne Arundel County's administrative agent and operator of the federal Workforce Investment Act. These federal funds represent the primary funding source for this budget and enable the Corporation to provide employment services to the County's dislocated workers and adults otherwise seeking entry and skills development. The Corporation also provides youth employment programs with these federal funds.

Funding also is provided from the General Fund of County Government to administer the above mentioned program.

There are no County positions funded in this budget; all of the employees are employed by the Anne Arundel Workforce Development Corporation.

Budget Summary

General Class of Expenditure	Actual FY2013	Original FY2014	Estimate FY2014	Budget FY2015	Inc (Dec) from Orig.
Fund					
General Fund	395,000	395,000	395,000	395,000	0
Video Lottery Impac	0	100,000	100,000	200,000	100,000
AA Workforce Dev C	2,229,720	1,200,000	1,200,000	1,200,000	0
Total by Fund	2,624,720	1,695,000	1,695,000	1,795,000	100,000
Object					
Grants, Contribution	2,624,720	1,695,000	1,695,000	1,795,000	100,000
Total by Object	2,624,720	1,695,000	1,695,000	1,795,000	100,000

**Chief Administrative Officer
General Fund**

FY2015 Approved Budget

Personnel Summary - Positions Exempt from the County Classified Service

Job Code - Title	Plan	Grade	FY2013 Approved	FY2014 Request	FY2014 Approved	FY2014 Adjusted	FY2015 Budget	Variance
0105 Chief Administrative Officer	E	9	1	1	1	1	1	0
0151 Exec Administrative Secretary	EX	13	1	1	1	1	1	0
0164 Asst To Chief Admin Officer	E	5	1	0	0	0	0	0
Fund Summary			3	2	2	2	2	0
Department Summary			3	2	2	2	2	0

Office of Central Services

FY2015 Approved Budget

Mission Statement

The mission of the Office of Central Services is to provide efficient services to county operating departments, and the public, through effective leadership of centralized purchasing, risk management, insurance and safety, facilities management, fleet management and real estate, thus providing the residents and business owners of Anne Arundel County maximum value for their tax dollar.

Major Accomplishments

- Created a comprehensive Emergency Action Plan (EAP) and complementary emergency preparedness training program for the Arundel Center.
- Worked with OIT to create centralized program on County intranet to meet OSHA standards for Hazardous Materials training.
- Worked with one of the primary providers of care for County Workers' Compensation injuries to update urgent and initial care protocols based on individual department needs and availability of light duty.
- Created and implemented a P-card training program for Approving Officials.
- Established terms and conditions for the sale of five surplus property projects approved by the County Council.
- Settled two unimproved right of way surplus property projects and a surplus property sale - adding over \$200,000 to the County's General Fund.
- Returned four parcels of land to County tax rolls.
- Assisted I&P with construction re-fit of 1st and 2nd floors at 2664 Riva Road; Phase I, Phase II, Phase II.5 and Phase III all complete.
- Completed mechanical system retrofits at Brooklyn Park Library, Fire Department Headquarters & Health Department (3 HST Pkwy) to improve indoor air quality and reduce energy costs.
- Minimized environmental threats by embarking on a program to close fuel sites, upgrade the remaining underground fuel tanks, and reassign staff to ensure compliance with MDE requirements.

- Updated vehicle lease replacement rates in partnership with the Budget Office.

Key Objectives

- Implement emergency preparedness training program and drills in buildings within our areas of responsibility, and provide assistance and encouragement for all other County buildings to do the same.
- Update claims software to better utilize existing staff and increase our ability to track performance.
- Expand the P-Card Program to include Capital Improvement Program Payments. Assess expansion of P-card Program for smaller capital purchases.
- Research options to use and obtain e-signatures on contracts, leases, etc., in order to create efficiencies in contracting with vendors and satisfy Office of Law requirements.
- Develop and implement a strategic real estate plan based on the updated Facilities Condition Assessment and space utilization analysis.
- Develop and implement an equitable and transparent process of leasing County facilities to non-profit organizations.
- Replace roofs at Heritage Complex (all 4 buildings), Police Academy, Winterode Building & South County Recreation & Parks.
- Add buildings to Energy Management System (EMS) to improve energy efficiency through remote monitoring and equipment access.
- Continue to work in partnership with the Police Department to maintain and improve security in County facilities, with specific projects at the Arundel Center, Whitmore Garage and senior centers.
- Evaluate and update vehicle lease operating rates in partnership with the Budget Office.
- Develop plan to centralize fleet maintenance and administration.

Comparative Statement of Expenditures

General Classifications of Expenditure	Actual FY2013	Original FY2014	Estimate FY2014	Budget FY2015	Inc (Dec) from Orig.
Fund					
General Fund	17,233,005	17,789,100	18,541,400	19,496,400	1,707,300
Parking Garage Spec Rev Fund	415,930	529,400	544,400	550,400	21,000
Watershed Protection & Restor	0	118,500	118,500	151,500	33,000
Self Insurance Fund	16,875,871	19,727,400	19,736,500	23,368,000	3,640,600
Garage Working Capital Fund	16,147,638	16,682,600	16,065,700	17,089,800	407,200
Garage Vehicle Replacement Fnd	4,523,396	4,913,500	4,847,600	9,166,100	4,252,600
Total by Fund	55,195,841	59,760,500	59,854,100	69,822,200	10,061,700
Character					
Administration	633,455	682,000	662,300	740,400	58,400
Purchasing	1,795,860	1,990,500	1,924,200	2,096,200	105,700
Facilities Management	14,949,525	15,475,600	16,317,000	17,100,900	1,625,300
Real Estate	270,096	288,900	300,800	260,800	(28,100)
Risk Management	16,875,871	19,727,400	19,736,500	23,368,000	3,640,600
Vehicle Operations	16,147,638	16,682,600	16,065,700	17,089,800	407,200
Vehicle Replacement	4,523,396	4,913,500	4,847,600	9,166,100	4,252,600
Total by Character	55,195,841	59,760,500	59,854,100	69,822,200	10,061,700
Object					
Personal Services	13,594,347	14,383,600	14,050,200	15,157,200	773,600
Contractual Services	25,524,872	28,411,100	29,491,300	33,619,100	5,208,000
Supplies & Materials	10,762,351	11,237,600	10,633,000	10,895,500	(342,100)
Business & Travel	21,386	25,700	40,900	50,700	25,000
Capital Outlay	4,486,786	4,896,400	4,832,600	9,293,600	4,397,200
Grants, Contributions & Other	806,100	806,100	806,100	806,100	0
Total by Object	55,195,841	59,760,500	59,854,100	69,822,200	10,061,700

Summary of Budgeted Positions in County Classified Service

Category	Auth FY2013	Approved FY2014	Adjusted FY2014	Budget FY2015	Inc (Dec) from Orig.
Fund					
General Fund	112	114	114	114	0
Self Insurance Fund	14	14	14	14	0
Garage Working Ca	66	67	67	67	0
Total by Fund	192	195	195	195	0
Character					
Administration	5.00	5.00	5.00	5.00	0.00
Purchasing	21.00	23.00	23.00	23.00	0.00
Facilities Manageme	83.00	83.00	83.00	83.00	0.00
Real Estate	3.00	3.00	3.00	3.00	0.00
Risk Management	14.00	14.00	14.00	14.00	0.00
Vehicle Operations	66.00	67.00	67.00	67.00	0.00
Total-Character	192.00	195.00	195.00	195.00	0.00
Barg Unit					
Labor/Maintenance	113.00	114.00	114.00	114.00	0.00
Non-Represented	61.00	63.00	63.00	63.00	0.00
Office Support	18.00	18.00	18.00	18.00	0.00
Total-Barg Unit	192.00	195.00	195.00	195.00	0.00

Performance Measures

Measure	Actual FY2012	Actual FY2013	Estimate FY2014	Estimate FY2015
<u>Purchasing</u>				
P-Card Transactions	73,082	73,507	74,010	74,500
Purchase orders	4,070	4,587	4,600	4,700
Purchasing agreements	232	211	220	230
Direct Payments	8,479	7,904	7,700	7,800
<u>Facilities Management</u>				
FMD work orders requested	8,170	7,969	8,000	8,000
Back log of work orders	122	187	200	200
Emergency call Ins	201	251	250	250
Routine maintenance sq ft per em	63,948	63,948	63,948	64,115
Custodial operations sq ft per em	40,167	40,167	40,167	40,167
<u>Risk Management</u>				
Workers Comp claims	1,703	1,713	1,700	1,690
Vehicle claims	788	727	715	705
General liability claims	188	134	125	115

- In addition to the positions in the Classified Service shown above, there is one exempt position: the Central Services Officer.
- A listing of all positions, by department and by job title, is provided at the end of this section.

**Office of Central Services
Administration**

FY2015 Approved Budget

Program Statement

The mission of the Office of Central Services is to provide efficient and cost effective services to county operating departments. This support consists of centralized Purchasing, Risk Management, Insurance and Safety, Facilities Management, Fleet Management and Real Estate. The Administration program's function is to provide support and coordination of the different bureaus and varied activities within the department including the Minority Business Enterprise Program. This program is also responsible for operating the telephone information center.

The Minority Business Enterprise (MBE) Program consists of one (1) MBE Coordinator (full time). Through the MBE Program and MBE Committee, we plan, coordinate and implement a number of special projects designed to identify new business opportunities for local women and other minorities. There are several hundred Woman and Minority-Owned firms successfully conducting business with the Purchasing Office. These firms provide the County with a variety of commodities, supplies, and services at competitively bid prices.

Budget Summary

General Class of Expenditure	Actual FY2013	Original FY2014	Estimate FY2014	Budget FY2015	Inc (Dec) from Orig.
Fund					
General Fund	633,455	682,000	662,300	740,400	58,400
Total by Fund	633,455	682,000	662,300	740,400	58,400
Object					
Personal Services	564,303	611,300	588,800	663,700	52,400
Contractual Services	64,712	65,600	67,300	69,600	4,000
Supplies & Materials	4,121	5,100	4,400	4,100	(1,000)
Business & Travel	275	0	1,500	3,000	3,000
Capital Outlay	43	0	300	0	0
Total by Object	633,455	682,000	662,300	740,400	58,400

- The increase in Personal Services is attributable to Countywide increases to the pay package.

Purchasing

Program Statement

This unit oversees all of Anne Arundel County’s purchasing activities, including the procurement card and assets control programs. The Purchasing Agent and his staff approve non-personnel expenditures to assure that agencies meet the Anne Arundel County Code and Charter requirements for competitive bids and quality assurance.

Purchasing Administration – This program accounts for the Purchasing Agent, Assistant Purchasing Agent, Management Aide and an Office Secretary III. Duties of the Purchasing Agent include those duties as contained in Article 8 of the Anne Arundel County Code and serving as Chairman of the Consultant Selection Committee. The Procurement Card Program is also managed out of this section.

Service and Commodity Buyers – The Service and Commodity Buyers Program is responsible for procuring all equipment, supplies, materials and services required to sustain the County’s operations.

Public Works Buyer Group – The Public Works Buying Group purchases all the Capital Construction and services for projects contained in the Capital Program as well as all purchases required by the Department of Public Works. This also includes administering all of the bid requirements for capital projects including architectural, engineering and construction contracts.

Fixed Assets/Property Control – This program maintains the non-Capital fixed assets identification system and coordinates the annual physical inventory.

Mail Room – This program is responsible for countywide delivery, pick-up and processing of incoming and outgoing mail and packages.

Budget Summary

General Class of Expenditure	Actual FY2013	Original FY2014	Estimate FY2014	Budget FY2015	Inc (Dec) from Orig.
Fund					
General Fund	1,795,860	1,872,000	1,805,700	1,944,700	72,700
Watershed Protectio	0	118,500	118,500	151,500	33,000
Total by Fund	1,795,860	1,990,500	1,924,200	2,096,200	105,700
Object					
Personal Services	1,619,796	1,850,600	1,762,000	1,942,000	91,400
Contractual Services	56,598	75,000	76,200	89,300	14,300
Supplies & Materials	115,410	56,800	78,500	55,800	(1,000)
Business & Travel	4,057	8,100	7,500	9,100	1,000
Total by Object	1,795,860	1,990,500	1,924,200	2,096,200	105,700

- The increase in Personal Services is attributable to Countywide increases to the pay package.
- Increase in Contractual Services is attributable to cost increases in maintenance contracts and the repair cost of the inserter in mail room.

**Office of Central Services
Facilities Management**

FY2015 Approved Budget

Program Statement

Facilities Management Division acknowledges the necessity to proactively plan and implement programs to address security, indoor air quality, building renovations, energy conservation and maintenance management. As a customer service organization, Facilities Management strives to continuously evaluate the services provided as well as the utilization of funding and personnel in the most economical manner and best interest of its internal customers.

Facilities Management is responsible for the general operation and maintenance of approximately 220 County buildings, totaling 3.1 million sq ft, 11 miles of highway landscape maintenance, and 5 County Gateways. Of this total, Facilities Management has full maintenance responsibilities for 126 buildings and on-call responsibilities in the remaining 94 buildings.

Administration – Mid level managers are responsible for day-to-day operations, organizational development, supervision, project management, technical review, special projects, contractor coordination and routine contract specification. Clerical staff are responsible for customer service concerns, routine contract compliance, maintaining the work order system, purchasing, paying, receiving, and developing/maintaining the division’s operation data bases.

Mobile Crews – Maintenance and repair of primary building systems is the responsibility of three mobile maintenance crews assigned within three geographical districts. Construction crews are responsible for painting and general office renovations, and overseeing projects to include office modifications, carpet replacement, concrete work, etc. The Horticulture Crew is responsible for grounds maintenance at twenty-three locations and on-call at an additional forty-three locations.

Custodial – The Custodial Operation provides housekeeping at sixteen locations and Security Attendants at six locations.

Parking Garage – The Whitmore Parking Garage is operated through a private vendor contract. The County and State each contribute funding based upon the number of spaces allocated to each. Other revenues are collected from fees charged to the general public.

Budget Summary

General Class of Expenditure	Actual FY2013	Original FY2014	Estimate FY2014	Budget FY2015	Inc (Dec) from Orig.
Fund					
General Fund	14,533,594	14,946,200	15,772,600	16,550,500	1,604,300
Parking Garage Spe	415,930	529,400	544,400	550,400	21,000
Total by Fund	14,949,525	15,475,600	16,317,000	17,100,900	1,625,300
Object					
Personal Services	5,444,620	5,661,500	5,560,700	5,982,900	321,400
Contractual Services	8,593,297	8,916,200	9,820,700	10,137,800	1,221,600
Supplies & Materials	878,753	867,600	903,500	926,300	58,700
Business & Travel	2,856	300	300	2,300	2,000
Capital Outlay	0	0	1,800	21,600	21,600
Grants, Contribution	30,000	30,000	30,000	30,000	0
Total by Object	14,949,525	15,475,600	16,317,000	17,100,900	1,625,300

- The increase in Personal Services is attributable to Countywide increases to the pay package.
- The increase in Supplies and Materials is attributable to the increased funding in landscape materials and in-house repair parts and supplies.
- About 70% of Contractual Services costs, or nearly \$7 million are for utilities, including electricity, gas, fuel oil and water/sewer costs and there has been a slight increase in these costs. In addition, this line item also includes additional funding as follows: \$300,000 for County facility repair and renovations; \$75,000 additional cost for space rentals; about \$200,000 for operating equipment repair and services; \$55,000 for landscaping; and \$100,000 for custodial and security services, etc.
- Capital Outlay includes \$20,000 funding for purchase of mechanical equipment such as salt spreaders, snow blowers, floor burnishers and scrubbers.

Real Estate

Program Statement

The Real Estate Division’s primary mission is to service the needs and reasonable expectations of the County, customers and employees by managing all Real Estate issues in a professional manner, with the County’s best interest always in mind, and to assist all Departments with Space Planning when requested.

Real Estate Administration – The Real Estate Manager, with the assistance of a secretary, is responsible for the administering of all leases, deeds, contracts of sale, etc. The Real Estate Manager oversees all space planning projects, as well as all surplus property activity.

Lease Management – This program handles the preparation and management of all lease agreements between the County and tenant, deeds, contracts of sale, surplus property, sales and conveyance. Currently, there are 16 rental houses, 10 tower sites, 28 antenna leases on water tanks, and 63 lease agreements for office buildings, community centers, senior centers, etc. currently bringing in approximately \$1.7 million in revenue annually.

Surplus Property – A database of over 1,700 County owned properties is maintained within this program by the program specialist I. This database contains properties actively being utilized by County Agencies as well as properties that may be deemed surplus by the County Council in the future.

Space Planning – This includes determining the specific needs of the requestor, determining the cost and funding source, providing information and input concerning color choices, fabrics, furniture, etc.

Budget Summary

General Class of Expenditure	Actual FY2013	Original FY2014	Estimate FY2014	Budget FY2015	Inc (Dec) from Orig.
Fund					
General Fund	270,096	288,900	300,800	260,800	(28,100)
Total by Fund	270,096	288,900	300,800	260,800	(28,100)
Object					
Personal Services	255,966	269,100	276,100	233,000	(36,100)
Contractual Services	10,113	13,000	23,200	24,900	11,900
Supplies & Materials	4,017	6,800	1,500	2,900	(3,900)
Total by Object	270,096	288,900	300,800	260,800	(28,100)

- The decrease in Personal Services is attributable to elimination of temporary positions which partly offset by Countywide increases to the pay package.
- The increase in the Contractual Services is attributable to \$11,900 additional funding for real estate appraisals, surveys and legal notices associated with County real estate transactions.

Risk Management

Program Statement

The primary mission of Risk Management is to protect the assets of the County. This is accomplished through a program of safety advocacy, commercial insurance and Self-Insurance with centralized claims management and administration.

The Self-Insurance Program is administered with in-house management of claims. Self-Insurance includes Comprehensive General Liability, Vehicle Liability, Collision and Comprehensive coverage for the County and the Board of Education, and Workers' Compensation coverage for the County, the Board of Education and the Community College.

The commercial policies purchased include Contractor School Bus Liability for the Board of Education; Real & Personal Property coverage; Boiler & Machinery coverage; Public Official Bonds and Blanket Bonds for the County and the Board of Education; and Vehicle Liability Coverage for the Department of Aging's Seniors Transportation Program. These policies provide coverage where the County has elected to remain commercially insured. Policy premiums are apportioned to, and budgeted within, the appropriate fund.

The safety advocacy program includes: 1) the development of policies and procedures to implement MOSH/OSHA regulations and to address identified problem areas. 2) The development and implementation of safety awareness training for County, Community College and Board of Education employees. 3) The inspection of County work places and equipment to identify and correct hazardous conditions and operations. 4) The participation in Safety Committees, supervisor/manager consultation, and departmental meetings to promote safety and encourage a positive safety culture.

Budget Summary

General Class of Expenditure	Actual FY2013	Original FY2014	Estimate FY2014	Budget FY2015	Inc (Dec) from Orig.
Fund					
Self Insurance Fund	16,875,871	19,727,400	19,736,500	23,368,000	3,640,600
Total by Fund	16,875,871	19,727,400	19,736,500	23,368,000	3,640,600
Object					
Personal Services	1,015,210	1,111,700	1,075,200	1,177,800	66,100
Contractual Services	15,539,206	18,295,100	18,303,700	21,860,100	3,565,000
Supplies & Materials	26,108	24,000	46,700	39,500	15,500
Business & Travel	11,972	10,600	24,900	10,600	0
Capital Outlay	5,375	8,000	8,000	2,000	(6,000)
Grants, Contribution	278,000	278,000	278,000	278,000	0
Total by Object	16,875,871	19,727,400	19,736,500	23,368,000	3,640,600

- The majority of this fund's Contractual Services are for payments related to workers' compensation, general liability, automobile liability, and vehicle collision claims. Workers' compensation is the largest of these components at over \$18 million which is \$1.9 million higher than FY2014 budgets.

Vehicle Operations

Program Statement

The mission of the Central Garage is to provide the highest quality, economically efficient, environmentally responsive, and safest fleet maintenance and fueling services to our intra-county user agencies that serve the citizens of Anne Arundel County. The Central Garage is responsible for the repair and maintenance of over 4,400 vehicles and pieces of equipment.

Fleet Administration – This program accounts for the Fleet Administrator, three Management Assistants, a Warehouse Supervisor, a Secretary III, and an Office Support Assistant. Duties include overseeing and assisting with all fleet maintenance management functions.

Millersville (Truck Side) Garage – This program accounts for Supervisors, Technicians, and a portion of the activities of a Maintenance Manager, and Storekeepers. Duties include managing the services, and repairs for the Fire Department’s fleet of vehicles and equipment.

Millersville (Car Side) Garage – This program accounts for Supervisors, Technicians, and a portion of the activities of a Maintenance Manager, and Storekeepers. Duties include managing the services, and repairs of vehicles and equipment in the central region of the County.

Glen Burnie Garage – This program accounts for Managers, Supervisors, Technicians, and Storekeepers. The duties include managing the services, and repairs for vehicles and equipment in the northern region of the County.

Davidsonville Garage – This program accounts for Managers, Supervisors, Technicians, and Storekeepers. The duties include managing the services, and repairs for vehicles and equipment in the southern region of the County.

Vehicle Replacement – Functions of the program include the cyclic replacement of County vehicles, their subsequent disposal by means of auction, and the introduction of new vehicles to the County fleet.

Fuel System – This program accounts for the Fuel System Technician. Duties include managing the operations for the gasoline and diesel fuel inventory, and fuel dispensing systems.

Budget Summary

General Class of Expenditure	Actual FY2013	Original FY2014	Estimate FY2014	Budget FY2015	Inc (Dec) from Orig.
Fund					
Garage Working Ca	16,147,638	16,682,600	16,065,700	17,089,800	407,200
Total by Fund	16,147,638	16,682,600	16,065,700	17,089,800	407,200
Object					
Personal Services	4,694,453	4,879,400	4,787,400	5,157,800	278,400
Contractual Services	1,249,900	1,036,200	1,190,200	1,427,400	391,200
Supplies & Materials	9,733,943	10,277,300	9,598,400	9,866,900	(410,400)
Business & Travel	2,225	6,700	6,700	25,700	19,000
Capital Outlay	11,317	27,200	27,200	156,200	129,000
Grants, Contribution	455,800	455,800	455,800	455,800	0
Total by Object	16,147,638	16,682,600	16,065,700	17,089,800	407,200

- The increase in Personal Services is attributable to Countywide increases to the pay package.
- The majority of the Contractual Services costs relate to subcontracted work not typically handled at the garage. Operating costs associated with outsourced repairs and vehicle parts have increased due to the cost of the County's aging fleet.
- Most of the Supplies & Materials costs relate to the cost of fuel. The slight decrease is attributable to the estimated decrease in working capital pricing.
- The increase in Capital Outlay is for purchasing mechanical equipments in the Garage.
- The fund balance remaining at approximately \$1.2 million represents the first line of contingency funding in the event fuel prices escalate beyond the budgeted capacity.

Vehicle Replacement

Program Statement

The Replacement Fund’s mission is the cyclic replacement of County lease rate vehicles and disposal of replaced vehicles by auction. New vehicles are purchased through the bid process and old vehicles are disposed at auction. Auction proceeds are then used to help offset new vehicle costs.

Budget Summary

General Class of Expenditure	Actual FY2013	Original FY2014	Estimate FY2014	Budget FY2015	Inc (Dec) from Orig.
Fund					
Garage Vehicle Repl	4,523,396	4,913,500	4,847,600	9,166,100	4,252,600
Total by Fund	4,523,396	4,913,500	4,847,600	9,166,100	4,252,600
Object					
Contractual Services	11,046	10,000	10,000	10,000	0
Capital Outlay	4,470,050	4,861,200	4,795,300	9,113,800	4,252,600
Grants, Contribution	42,300	42,300	42,300	42,300	0
Total by Object	4,523,396	4,913,500	4,847,600	9,166,100	4,252,600

- Increased Capital Outlay appropriation reflects an updated replacement component of lease rate schedules, as well as \$600,000 one time funding to replace 24 vehicles totaled over the past several years.

**Office of Central Services
General Fund**

FY2015 Approved Budget

Personnel Summary - Positions in the County Classified Service

Job Code - Title	Plan	Grade	FY2013 Approved	FY2014 Request	FY2014 Approved	FY2014 Adjusted	FY2015 Budget	Variance
0212 Office Support Assistant II	OS	4	4	4	4	4	4	0
0213 Office Support Specialist	OS	6	2	2	2	2	2	0
0223 Secretary III	OS	6	2	2	2	2	2	0
0224 Management Aide	NR	12	3	4	4	4	4	0
0241 Management Assistant I	NR	15	0	0	0	0	1	1
0242 Management Assistant II	NR	17	2	2	2	2	2	0
0245 Senior Management Assistant	NR	19	1	1	1	1	1	0
0265 Program Specialist I	NR	15	1	1	1	1	1	0
0266 Program Specialist II	NR	17	1	1	1	1	0	-1
0552 Real Estate Manager	NR	21	1	1	1	1	1	0
0701 Mail Clerk	OS	2	3	3	3	3	3	0
0702 Mail Room Supervisor	NR	11	1	1	1	1	1	0
0722 Buyer II	NR	13	1	1	1	1	1	0
0723 Buyer III	NR	16	4	5	5	5	5	0
0724 Buyer IV	NR	18	2	2	2	2	2	0
0725 Minority Bus/Small Bus Coord	NR	16	1	1	1	1	1	0
0731 Assistant Purchasing Agent	NR	19	2	2	2	2	2	0
0741 Purchasing Agent	NR	22	1	1	1	1	1	0
0802 Telephone Clerk	OS	3	2	2	2	2	2	0
2101 Facilities Attendant	LM	1	7	7	7	7	6	-1
2111 Custodial Worker	LM	2	23	23	23	23	23	0
2112 Custodial Supervisor	NR	8	4	4	4	4	4	0
2121 Facilities Maintenance Mech I	LM	7	10	10	10	10	11	1
2122 Facilities Maintenance Mech II	LM	9	18	18	18	18	18	0
2131 Facilities Maintenance Supvr	NR	14	4	4	4	4	4	0
2141 Fac Construction Supervisor	NR	16	1	1	1	1	1	0
2143 Facilities Maintenance Manager	NR	16	3	3	3	3	3	0
2150 Facilities Administrator	NR	20	1	1	1	1	1	0
2151 Asst Facilities Administrator	NR	18	1	1	1	1	1	0
2275 Construction Inspection Supvsr	NR	17	1	1	1	1	1	0
2412 Maintenance Worker II	LM	5	4	4	4	4	4	0
3055 Horticulturist II	NR	16	1	1	1	1	1	0
Fund Summary			112	114	114	114	114	0

**Office of Central Services
Self Insurance Fund**

FY2015 Approved Budget

Personnel Summary - Positions in the County Classified Service

Job Code - Title	Plan	Grade	FY2013 Approved	FY2014 Request	FY2014 Approved	FY2014 Adjusted	FY2015 Budget	Variance
0212 Office Support Assistant II	OS	4	3	3	3	3	3	0
0224 Management Aide	NR	12	1	1	1	1	1	0
0845 Assistant Claims Adjustor	NR	12	2	2	2	2	2	0
0846 Claims Adjustor	NR	16	4	4	4	4	4	0
0851 Safety Coordinator	NR	15	2	2	2	2	2	0
0861 Asst Manager, Safety & Insur	NR	19	1	1	1	1	1	0
0871 Manager, Safety & Insurance	NR	20	1	1	1	1	1	0
Fund Summary			14	14	14	14	14	0

**Office of Central Services
Garage Working Capital Fund**

FY2015 Approved Budget

Personnel Summary - Positions in the County Classified Service

Job Code - Title	Plan	Grade	FY2013 Approved	FY2014 Request	FY2014 Approved	FY2014 Adjusted	FY2015 Budget	Variance
0212 Office Support Assistant II	OS	4	1	1	1	1	1	0
0223 Secretary III	OS	6	1	1	1	1	1	0
0241 Management Assistant I	NR	15	1	1	1	1	1	0
0242 Management Assistant II	NR	17	1	1	1	1	1	0
0711 Storekeeper I	LM	4	4	4	4	4	4	0
0712 Storekeeper II	LM	6	3	3	3	3	3	0
0715 Warehouse Supervisor	NR	11	1	1	1	1	1	0
2011 Automotive Service Worker	LM	5	3	3	3	3	3	0
2021 Automotive Mechanic I	LM	7	9	9	9	9	9	0
2022 Automotive Mechanic II	LM	9	15	15	15	15	15	0
2023 Automotive Mechanic III	LM	11	14	15	15	15	15	0
2025 Automotive Machinist	LM	11	2	2	2	2	2	0
2026 Fuel Systems Technician	NR	15	1	1	1	1	1	0
2032 Welder	LM	10	1	1	1	1	1	0
2041 Automotive Maintenance Supervr	NR	15	5	5	5	5	5	0
2061 Automotive Maintenance Manager	NR	16	3	3	3	3	3	0
2071 Automotive Fleet Administrator	NR	20	1	1	1	1	1	0
Fund Summary			66	67	67	67	67	0
Department Summary			192	195	195	195	195	0

**Office of Central Services
General Fund**

FY2015 Approved Budget

Personnel Summary - Positions Exempt from the County Classified Service

Job Code - Title	Plan	Grade	FY2013 Approved	FY2014 Request	FY2014 Approved	FY2014 Adjusted	FY2015 Budget	Variance
0125 Central Services Officer	E	7	1	1	1	1	1	0
Fund Summary			1	1	1	1	1	0
Department Summary			1	1	1	1	1	0

Mission Statement

Anne Arundel County Office Finance, headed by the County Controller, bills and collects most of Anne Arundel County's revenues, oversees the expenditure of funds in accordance with approved operating and capital budgets, invests funds, and accounts for all revenues and expenditures. The Office issues debt and provides a range of financial services to County departments. The Office of Finance produces Anne Arundel County's Comprehensive Annual Financial Report and the disclosure statements used by investors who purchase the County's debt issuances.

The Office is dedicated to managing the County's finances in an efficient and responsible manner, providing excellent customer service to our citizens, and protecting financial assets. The Office seeks to build partnerships with other County Departments and the public by sharing knowledge and providing clear, timely information concerning financial activities within the County. We deliver customer focused service that is accessible, user friendly, respectful and efficient.

Major Accomplishments

- Received the Certificate of Achievement for Excellence in Financial Reporting – Anne Arundel County's Comprehensive Annual Financial Report for the Fiscal Year Ended June 30, 2012.
- The County maintained an AAA Bond Rating from Standard and Poor's (S&P) bond rating service. Outlook was upgraded from negative to positive by S&P and Moody's rating agencies.
- Successful upgrade of the check printing process which eliminates paper copy of Accounts Payable checks, saving time, money and improving customer service.
- Tested and conducted upgrade of MUNIS software to V10.4.
- Implemented stormwater fee on real estate tax bills.
- Upgraded Enterprise One to a Web-Based Financial System.

- Evaluated the migration/implementation of the current utility billing software to UB/CIS, the next generation of MUNIS utility billing software, currently scheduled for February 2015.
- Replaced the Business Objects report writing software with user friendly Tyler Reporting Services. This change enables other end users outside of Finance to write their own reports.
- Successfully negotiated a reduction in on-line payment fees and added VISA as a payment option.
- Obtained a clean audit opinion for Anne Arundel County's Comprehensive Annual Financial Report for the Fiscal Year Ended June 30, 2013.

Key Objectives

- Secure the Certificate of Achievement for Excellence in Financial Reporting – Anne Arundel County's Comprehensive Annual Financial Report for the Fiscal Year Ended June 30, 2013.
- Continue to review and update the Policy and Procedures Manuals for Accounting & Control and Accounts Payable Divisions.
- Complete the migration/implementation of the current utility billing software to UB/CIS, the next generation of MUNIS utility billing software, currently scheduled for February 2015.
- Work with OIT and create an in-house supported web-based tax sale program.
- Reduce the number of vendor payments made through an automated process with Bank of America. The County will receive a rebate associated with these transactions.
- Update 2008 Risk Assessment.
- Implement BOA Cash Pro module, reducing manual input, improving accuracy and freeing up time for higher level analysis.

Comparative Statement of Expenditures

General Classifications of Expenditure	Actual FY2013	Original FY2014	Estimate FY2014	Budget FY2015	Inc (Dec) from Orig.
Fund					
General Fund	7,237,847	7,443,600	7,321,800	7,866,500	422,900
Watershed Protection & Restor	0	43,100	43,100	43,100	0
Total by Fund	7,237,847	7,486,700	7,364,900	7,909,600	422,900
Character					
Accounting & Control	2,737,420	2,919,900	2,714,200	3,383,300	463,400
Billings & Customer Svc	4,056,708	4,101,800	4,201,800	4,526,300	424,500
Operations	443,719	465,000	448,900	0	(465,000)
Total by Character	7,237,847	7,486,700	7,364,900	7,909,600	422,900
Object					
Personal Services	5,778,849	5,962,200	5,950,900	6,376,500	414,300
Contractual Services	984,553	1,018,600	925,300	1,000,100	(18,500)
Supplies & Materials	456,007	486,700	465,000	506,100	19,400
Business & Travel	17,095	16,900	22,200	24,600	7,700
Capital Outlay	1,344	2,300	1,500	2,300	0
Total by Object	7,237,847	7,486,700	7,364,900	7,909,600	422,900

Summary of Budgeted Positions in County Classified Service

Category	Auth FY2013	Approved FY2014	Adjusted FY2014	Budget FY2015	Inc (Dec) from Orig.
Fund					
General Fund	71	73	73	73	0
Total by Fund	71	73	73	73	0
Character					
Accounting & Contr	20.00	21.00	20.00	27.00	7.00
Billings & Customer	44.00	45.00	46.00	46.00	0.00
Operations	7.00	7.00	7.00	0.00	(7.00)
Total-Character	71.00	73.00	73.00	73.00	0.00
Barg Unit					
Non-Represented	38.00	39.00	39.00	39.00	0.00
Office Support	33.00	34.00	34.00	34.00	0.00
Total-Barg Unit	71.00	73.00	73.00	73.00	0.00

Performance Measures

Measure	Actual FY2012	Actual FY2013	Estimate FY2014	Estimate FY2015
<u>Billings & Customer Svc</u>				
Telephone Inquiries	104,398	104,314	104,300	104,800
Deeds Processed	17,085	20,383	20,000	20,000
Real Estate Bills Annual	39,395	39,353	43,000	43,000
Real Estate Bills Semi Annual	157,345	158,349	159,700	160,000
Real Estate Bills Total	196,740	197,699	202,700	203,000
Electronic Payments Received	14,300	14,300	14,300	14,300
<u>Operations</u>				
Electronic Payments Processed	1,828	2,250	2,300	2,300
Total Payments Processed (paper)	34,645	34,300	34,300	34,000

- Two exempt category employees including the Controller and an exempt Administrative Secretary complement the classified service staffing.
- A listing of all positions, by department and by job title, is provided at the end of this section.

Office of Finance
Accounting & Control

FY2015 Approved Budget

Program Statement

The Accounting and Control Unit and the Operations Unit comprises the general County government's financial accounting staff and services. This includes:

Administering the daily operations of the Office of Finance.

Administering the accounts payable functions for the general County government. This unit processes all County payments to vendors, prepares federal and state mandated reports, and processes all Federal 1099 reports to County vendors.

Administering the financial affairs of the County including capital project accounting, investments, cash and debt management as well as collecting taxes other than property taxes, fees, fines, and other revenues.

Preparing the Comprehensive Annual Financial Report for both the County and Pension Trust Funds, the Single Audit Schedule of Federal Financial Assistance, the County Indirect Cost Report, the Uniform Financial Report for filing with the state, and various other reports for internal and external use. Grant accounting and reporting includes filing and aiding others in filing grant reimbursement reports.

Handling the offering statements for County General Obligation Debt, and coordinates the sale of these bonds and the "commercial paper" program of short term debt, as well as originating all debt service payments.

The Unit also handles the financial aspects of the County's special assessments and tax increment districts.

Budget Summary

General Class of Expenditure	Actual FY2013	Original FY2014	Estimate FY2014	Budget FY2015	Inc (Dec) from Orig.
Fund					
General Fund	2,737,420	2,876,800	2,671,100	3,340,200	463,400
Watershed Protectio	0	43,100	43,100	43,100	0
Total by Fund	2,737,420	2,919,900	2,714,200	3,383,300	463,400
Object					
Personal Services	2,074,267	2,194,300	2,124,400	2,714,300	520,000
Contractual Services	617,855	668,700	530,600	600,500	(68,200)
Supplies & Materials	36,589	47,500	44,200	52,100	4,600
Business & Travel	8,709	9,400	15,000	16,400	7,000
Capital Outlay	0	0	0	0	0
Total by Object	2,737,420	2,919,900	2,714,200	3,383,300	463,400

- The increase in Personal Services is attributable to Countywide increases to the pay package and the transfer of employees from the "Operations" bureau.
- Contractual Services includes funds that pay a firm to handle collection of ambulance fees.

Office of Finance

FY2015 Approved Budget

Billings & Customer Svc

Program Statement

The Billings and Customer Service Unit comprises the principal revenue collection functions of the County's government. The Unit's main office is in Annapolis; satellite operations are located at the Heritage Office and in Glen Burnie.

Cashier Operations – collects the vast majority of all County funds. This program controls deposits of County collections, manages lockbox operations and the County mass payment program. Offices are currently maintained in Annapolis, the Heritage Office Complex in Riva and Glen Burnie.

Utility Billing – bills for water and wastewater services for 120,000 customers, as well as front foot, capital facility assessments and installment agreements. The Unit also administers utility credit programs, commercial surcharges, as well as disconnecting and reconnecting delinquent accounts.

Tax Billing – bills for real and personal property taxes for 200,000 accounts for the State, the City of Annapolis and Highland Park, and numerous special community benefit districts. This program also bills County Waste Collection Fees and Local Sales and Use Taxes while administering various property tax credit programs including County and State Homeowner and Homestead Credits.

The Unit also manages tax sales and handles bankruptcy cases, as well as debt collection.

Customer Service – communicates with the public by telephone, letter, in-person and electronically with regard to all County billing and collection issues. A major function is educating the public regarding eligible credit programs, available services, and remediate utility, tax and waste collection problems. Other important functions handled by customer service is processing deeds, preparing lien certificates and providing support to title and mortgage companies.

Recordation Tax – reviews and processes documents presented for recording. Calculates tax and collects according to fee schedule.

Budget Summary

General Class of Expenditure	Actual FY2013	Original FY2014	Estimate FY2014	Budget FY2015	Inc (Dec) from Orig.
Fund					
General Fund	4,056,708	4,101,800	4,201,800	4,526,300	424,500
Total by Fund	4,056,708	4,101,800	4,201,800	4,526,300	424,500
Object					
Personal Services	3,266,012	3,310,200	3,380,400	3,662,200	352,000
Contractual Services	364,220	345,900	394,600	399,600	53,700
Supplies & Materials	416,746	436,200	418,100	454,000	17,800
Business & Travel	8,385	7,200	7,200	8,200	1,000
Capital Outlay	1,344	2,300	1,500	2,300	0
Total by Object	4,056,708	4,101,800	4,201,800	4,526,300	424,500

- The increase in Personal Services is attributable to Countywide increases to the pay package.
- Contractual Services provides funds for a variety of purposes such as lock box services; software contracts; advertising for the property tax sale; and, funds to reimburse the State for calculating the Homestead Property Tax program for the County.
- Supplies & Materials includes a variety of items notably including postage for tax and utility bills.

Office of Finance
 Operations
 Program Statement

FY2015 Approved Budget

The bureau has been combined with the "Accounting & Control" bureau to streamline the office organization.

Budget Summary

General Class of Expenditure	Actual FY2013	Original FY2014	Estimate FY2014	Budget FY2015	Inc (Dec) from Orig.
Fund					
General Fund	443,719	465,000	448,900	0	(465,000)
Total by Fund	443,719	465,000	448,900	0	(465,000)
Object					
Personal Services	438,570	457,700	446,100	0	(457,700)
Contractual Services	2,478	4,000	100	0	(4,000)
Supplies & Materials	2,672	3,000	2,700	0	(3,000)
Business & Travel	0	300	0	0	(300)
Total by Object	443,719	465,000	448,900	0	(465,000)

**Office of Finance
General Fund**

FY2015 Approved Budget

Personnel Summary - Positions in the County Classified Service

Job Code - Title	Plan	Grade	FY2013 Approved	FY2014 Request	FY2014 Approved	FY2014 Adjusted	FY2015 Budget	Variance
0212 Office Support Assistant II	OS	4	3	3	3	3	3	0
0224 Management Aide	NR	12	2	2	2	2	2	0
0253 Assistant Controller	NR	23	2	2	2	2	2	0
0264 Program Manager	NR	19	1	1	1	1	1	0
0430 Cashier II	NR	8	3	3	3	3	3	0
0431 Cashier I	OS	3	4	4	4	4	4	0
0432 Customer Service Representativ	OS	7	13	13	13	13	13	0
0450 Investment Analyst	NR	19	1	1	1	1	1	0
0462 Financial Clerk I	OS	7	13	14	14	14	14	0
0463 Financial Clerk II	NR	11	5	5	5	5	5	0
0471 Accountant I	NR	15	5	5	5	6	6	0
0472 Accountant II	NR	17	2	2	2	2	2	0
0473 Accountant III	NR	19	7	7	7	7	7	0
0482 Financial Reporting Manager	NR	21	3	3	3	3	3	0
0484 Financial Operations Supervisr	NR	16	6	6	6	6	6	0
0501 Paralegal	NR	12	1	1	1	1	1	0
1460 Accountant I	NR	15	0	1	1	0	0	0
Fund Summary			71	73	73	73	73	0
Department Summary			71	73	73	73	73	0

**Office of Finance
General Fund**

FY2015 Approved Budget

Personnel Summary - Positions Exempt from the County Classified Service

Job Code - Title	Plan	Grade	FY2013 Approved	FY2014 Request	FY2014 Approved	FY2014 Adjusted	FY2015 Budget	Variance
0116 Controller	E	7	1	1	1	1	1	0
0200 Admin Secty To Dpt/Agency Head	E	1	1	1	1	1	1	0
Fund Summary			2	2	2	2	2	0
Department Summary			2	2	2	2	2	0

Comparative Statement of Expenditures

Mission Statement

The expenditures included in this agency are of a Non-Departmental nature. That is, they represent costs of government that cannot be readily tied to any one particular department. Debt Service payments and Pay-as-you-Go contributions to the Capital Budget are typically two of the largest such expenditures included here.

General Classifications of Expenditure	Actual FY2013	Original FY2014	Estimate FY2014	Budget FY2015	Inc (Dec) from Orig.
Fund					
General Fund	161,579,254	205,649,500	205,730,000	194,467,300	(11,182,200)
Ag & Wldnd Prsrvtm Sinking Fnd	749,416	758,300	748,300	747,200	(11,100)
Bond Premium Revenue Fund	154,858	30,708,800	30,708,800	14,815,000	(15,893,800)
Grants Fund	0	180,000	100,000	165,000	(15,000)
Impact Fee Fund	30,337,662	31,177,600	2,701,100	25,495,400	(5,682,200)
Video Lottery Impact Aid Fund	0	3,000,000	3,000,000	2,800,000	(200,000)
Tax Increment Financing District	29,952,479	34,404,900	34,590,000	36,865,900	2,461,000
Special Tax Districts	1,866,990	1,540,200	1,540,200	1,891,600	351,400
Total by Fund	224,640,659	307,419,300	279,118,400	277,247,400	(30,171,900)
Character					
Pay-As-You-Go	15,462,500	25,177,000	25,177,000	23,016,500	(2,160,500)
Debt Service	108,681,327	114,094,900	114,153,400	120,506,700	6,411,800
Mandated Grants	4,208,627	2,970,600	2,988,600	3,062,100	91,500
Pension Admin.	0	0	0	0	0
Contrib to Parking Garage Fund	170,000	170,000	170,000	170,000	0
Contrib to IPA Fund	67,000	753,000	753,000	1,200,000	447,000
Contribution to Self Insur	12,726,000	11,914,000	11,918,000	12,942,000	1,028,000
Contrib to Revenue Reserve	1,083,800	20,300,000	20,300,000	3,300,000	(17,000,000)
Contrib to Retiree Health Ins	18,910,000	30,000,000	30,000,000	30,000,000	0
Contrib to Community Dev	270,000	270,000	270,000	270,000	0
Bond Premium	154,858	30,708,800	30,708,800	14,815,000	(15,893,800)
Grants-Finance	0	180,000	100,000	165,000	(15,000)
Tax Increment Districts	29,952,479	34,404,900	34,590,000	36,865,900	2,461,000
Special Tax Districts	2,103,320	1,540,200	1,540,200	1,891,600	351,400
Development Impact Fees	30,337,662	31,177,600	2,701,100	25,495,400	(5,682,200)
IPA Debt Service	749,416	758,300	748,300	747,200	(11,100)
Video Lottery Impact Aid	0	3,000,000	3,000,000	2,800,000	(200,000)
Total by Character	224,876,988	307,419,300	279,118,400	277,247,400	(30,171,900)

Pay-As-You-Go

Program Statement

Pay-as-you-Go funding for capital projects is utilized in lieu of bond sale proceeds to pay for various capital improvement projects. The result is substantial savings over issuing additional bonded indebtedness. Some projects mandate Pay-as-you-Go funding because they are not eligible for bond funding.

Budget Summary

General Class of Expenditure	Actual FY2013	Original FY2014	Estimate FY2014	Budget FY2015	Inc (Dec) from Orig.
Fund					
General Fund	15,462,500	25,177,000	25,177,000	23,016,500	(2,160,500)
Total by Fund	15,462,500	25,177,000	25,177,000	23,016,500	(2,160,500)
Object					
Grants, Contribution	15,462,500	25,177,000	25,177,000	23,016,500	(2,160,500)
Total by Object	15,462,500	25,177,000	25,177,000	23,016,500	(2,160,500)

- The PayGo funding is supported by undesignated fund balance. Consistent with County financial policy, undesignated fund balance is utilized as a source of PayGo funding for the capital budget.
- Detailed descriptions of the projects under these categories can be found in the Capital Budget and Program.

Debt Service

Program Statement

Debt Service provides for principal and interest payments on county bonds and short-term commercial borrowing. It also includes funds for other costs related to county debt issuances.

This program also includes an annual payment to the State of Maryland for the county's state pension liability for employees and retirees who were either members of the State Retirement System before 1969 or who remained in the state system after 1969.

Budget Summary

General Class of Expenditure	Actual FY2013	Original FY2014	Estimate FY2014	Budget FY2015	Inc (Dec) from Orig.
Fund					
General Fund	108,681,327	114,094,900	114,153,400	120,506,700	6,411,800
Total by Fund	108,681,327	114,094,900	114,153,400	120,506,700	6,411,800
Object					
Contractual Services	346,453	205,000	205,000	400,000	195,000
Debt Service	106,652,888	112,123,800	112,182,300	118,252,300	6,128,500
Grants, Contribution	1,681,986	1,766,100	1,766,100	1,854,400	88,300
Total by Object	108,681,327	114,094,900	114,153,400	120,506,700	6,411,800

- In the FY12 budget, debt service associated with Board of Education capital projects was shown as an appropriation to the Board of Education in the School Construction Fund. State law has now changed disallowing the use of debt service as part of the Maintenance of Effort calculation.

Mandated Grants

Program Statement

Mandated Grants provides for the following payments to the City of Annapolis:

- The City's share of sales tax revenues
- A state mandated payment representing financial institutions' revenues
- The City's share of State 911 Trust Fund payments and Fire Protection Aid

Starting in FY12, the Maryland State Legislature passed on to County's the burden of paying for 90% of the cost of the State Department of Assessments.

Budget Summary

General Class of Expenditure	Actual FY2013	Original FY2014	Estimate FY2014	Budget FY2015	Inc (Dec) from Orig.
Fund					
General Fund	4,208,627	2,970,600	2,988,600	3,062,100	91,500
Total by Fund	4,208,627	2,970,600	2,988,600	3,062,100	91,500
Object					
Grants, Contribution	4,208,627	2,970,600	2,988,600	3,062,100	91,500
Total by Object	4,208,627	2,970,600	2,988,600	3,062,100	91,500

- The reduction shown in FY2014 and FY2015 reflects a reduction in the portion of costs paid by the County for the State Department of Assessments.

Office of Finance (Non-Departmental)

FY2015 Approved Budget

Contrib to Parking Garage Fund

Program Statement

A private vendor under contract with Anne Arundel County operates the Whitmore Parking Garage, located in Annapolis near the Arundel Center. In addition to other revenues collected from fees charged to the general public, the County and the State each contribute to the funding of the garage based upon the number of spaces allocated to each. This is where the County's contribution is appropriated.

Budget Summary

General Class of Expenditure	Actual FY2013	Original FY2014	Estimate FY2014	Budget FY2015	Inc (Dec) from Orig.
Fund					
General Fund	170,000	170,000	170,000	170,000	0
Total by Fund	170,000	170,000	170,000	170,000	0
Object					
Grants, Contribution	170,000	170,000	170,000	170,000	0
Total by Object	170,000	170,000	170,000	170,000	0

Contrib to IPA Fund

Program Statement

The County has instituted an Installment Purchase Agreement (IPA) Program to facilitate County purchase of real property easements to maintain farmland and other open space. Under this program the County signs long-term debt agreements with property holders with a minimal down payment, typically 10%. Interest and nominal principal payments are made over the life of the agreement and a balloon payment is due at the end of the term to pay off the remaining principal. In order to pay the balloon payment, the County purchases and reserves a zero coupon U.S. Treasury Strip. This investment matures when the agreement expires and effectively earns the same interest rate that the County pays on the debt.

The appropriation shown here is the General Fund contribution required to cover these debt service requirements, purchase the investments mentioned above, and to pay for consultant costs associated with settlement of these IPAs.

Budget Summary

General Class of Expenditure	Actual FY2013	Original FY2014	Estimate FY2014	Budget FY2015	Inc (Dec) from Orig.
Fund					
General Fund	67,000	753,000	753,000	1,200,000	447,000
Total by Fund	67,000	753,000	753,000	1,200,000	447,000
Object					
Grants, Contribution	67,000	753,000	753,000	1,200,000	447,000
Total by Object	67,000	753,000	753,000	1,200,000	447,000

- The increase is due to the demand for the IPA program.

Contribution to Self Insur

Program Statement

The Self-Insurance Program is self-administered with in-house management of claims. Self-Insurance includes Comprehensive General Liability, Vehicle Liability, Collision and Comprehensive coverage for the County and the Board of Education, and Workers' Compensation coverage for the County, the Board of Education and the Community College.

Budget Summary

General Class of Expenditure	Actual FY2013	Original FY2014	Estimate FY2014	Budget FY2015	Inc (Dec) from Orig.
Fund					
General Fund	12,726,000	11,914,000	11,918,000	12,942,000	1,028,000
Total by Fund	12,726,000	11,914,000	11,918,000	12,942,000	1,028,000
Object					
Grants, Contribution	12,726,000	11,914,000	11,918,000	12,942,000	1,028,000
Total by Object	12,726,000	11,914,000	11,918,000	12,942,000	1,028,000

- The appropriation shown here is the General County General Fund contribution required to adequately fund the Self-Insurance Fund.

Contributions from the Enterprise Funds, and Board of Education, Community College, and Library Funds are made separately under those sections of the budget.

Contrib to Revenue Reserve

Program Statement

The Revenue Reserve Fund is a continuing, non-lapsing account in which funds are retained to support appropriations if estimated general fund revenues decline below current expense budget appropriations during a fiscal year.

Budget Summary

General Class of Expenditure	Actual FY2013	Original FY2014	Estimate FY2014	Budget FY2015	Inc (Dec) from Orig.
Fund					
General Fund	1,083,800	20,300,000	20,300,000	3,300,000	(17,000,000)
Total by Fund	1,083,800	20,300,000	20,300,000	3,300,000	(17,000,000)
Object					
Grants, Contribution	1,083,800	20,300,000	20,300,000	3,300,000	(17,000,000)
Total by Object	1,083,800	20,300,000	20,300,000	3,300,000	(17,000,000)

- Over the course of two fiscal years, FY09 and FY10, a total of \$32.5 million was transferred to the General Fund from the Revenue Reserve Fund due to the under-attainment of revenue estimates.
- The County Council amended the budget to provide for a \$5 million transfer to begin the process of replenishing this Fund in FY12, added \$1,083,800 in FY2013 and \$20.3 million in FY2014.
- FY2015 contribution of \$3.3 million maximizes the contribution allowed under the County Code to the Revenue Reserve Fund.

Contrib to Retiree Health Ins

Program Statement

Retirees of County government continue to receive medical coverage. The County pays 80% of these costs. These retirees have the option of retaining dental and vision coverage, but must pay the full cost of these benefits.

Budget Summary

General Class of Expenditure	Actual FY2013	Original FY2014	Estimate FY2014	Budget FY2015	Inc (Dec) from Orig.
Fund					
General Fund	18,910,000	30,000,000	30,000,000	30,000,000	0
Total by Fund	18,910,000	30,000,000	30,000,000	30,000,000	0
Object					
Grants, Contribution	18,910,000	30,000,000	30,000,000	30,000,000	0
Total by Object	18,910,000	30,000,000	30,000,000	30,000,000	0

- The \$20 million of the appropriation shown here represents the General Fund contribution to the County's Health Insurance Fund necessary to pay retiree healthcare costs in the upcoming year. This is known as the "Pay-as-you-Go" costs associated with retiree healthcare.
- \$10 million of the above appropriation represents a contribution to the reserve fund for the Retiree Health Benefits.

Contrib to Community Dev

Program Statement

The Community Development Fund was created effective July 1, 2005 and replaced the Community Development class of capital projects in the Capital Budget and Program in order to comply with Generally Accepted Accounting Principles. Grant funds awarded to the County are accounted for in this special fund. These funds are then passed on to Arundel Community Development Services, Inc. (ACDS) who, on behalf of and with the approval of the County, plans and implements housing and community development activities which principally benefit low and moderate income residents, remove slum and blighting conditions, or meet an urgent need.

Budget Summary

General Class of Expenditure	Actual FY2013	Original FY2014	Estimate FY2014	Budget FY2015	Inc (Dec) from Orig.
Fund					
General Fund	270,000	270,000	270,000	270,000	0
Total by Fund	270,000	270,000	270,000	270,000	0
Object					
Grants, Contribution	270,000	270,000	270,000	270,000	0
Total by Object	270,000	270,000	270,000	270,000	0

- The appropriation shown here represents the General Fund contribution to this special revenue fund. These General Fund contributions are limited to the local match requirements associated with the State or Federal grants accounted for in this fund.
- The County also makes funding contributions to ACDS, Inc. directly. These contributions are shown under the Chief Administrative Officer's budget.

Bond Premium

Program Statement

Beginning with the FY2011 budget, the practice of "netting" bond premium against interest costs was stopped, and bond premium is now deposited in this newly created Bond Premium Special Revenue Fund. These are restricted funds which may be used to fund capital improvements or pay interest costs associated with the issue from which they were derived.

Bonds are typically sold in the Spring of each year, and the bond premium associated with each issue is deposited in this fund at that time. Those funds are then typically appropriated in the budget of the subsequent fiscal year for transfer to either the General Fund for use in paying interest costs, or to another fund for use in financing a capital improvement.

Budget Summary

General Class of Expenditure	Actual FY2013	Original FY2014	Estimate FY2014	Budget FY2015	Inc (Dec) from Orig.
Fund					
Bond Premium Reve	154,858	30,708,800	30,708,800	14,815,000	(15,893,800)
Total by Fund	154,858	30,708,800	30,708,800	14,815,000	(15,893,800)
Object					
Grants, Contribution	154,858	30,708,800	30,708,800	14,815,000	(15,893,800)
Total by Object	154,858	30,708,800	30,708,800	14,815,000	(15,893,800)

- FY2014 appropriation represents the transfer to the capital budget projects of \$15.7 million in bond premium from the June 2012 sale plus a \$15 million from the bond sale in June of 2013.
- FY2015 appropriation represents the utilization of the bond premium from the March 2014 bond sale for Capital Projects.

Office of Finance (Non-Departmental)

FY2015 Approved Budget

Grants-Finance

Program Statement

Beginning in FY2009, as part of an overall Countywide effort to better manage and control the grants management process, grant revenues began to be accounted for in a new Grants Special Revenue Fund rather than intermingling these restricted funds with the discretionary funds included in the General Fund.

The appropriation shown here represents a contingency reserve to be used in the event the County receives an unanticipated grant during the year which requires a County match. In such an event, a portion of this appropriation would be transferred, within the Grants Fund, to the agency which will administer the unanticipated grant.

Budget Summary

General Class of Expenditure	Actual FY2013	Original FY2014	Estimate FY2014	Budget FY2015	Inc (Dec) from Orig.
Fund					
Finance-Non Depart	0	180,000	100,000	165,000	(15,000)
Total by Fund	0	180,000	100,000	165,000	(15,000)
Object					
Grants, Contribution	0	180,000	100,000	165,000	(15,000)
Total by Object	0	180,000	100,000	165,000	(15,000)

Tax Increment Districts

Program Statement

Tax Increment Funds (TIF) provide funding for public improvements serving the established district through the issuance of bonds. Appropriation authority for the construction of such improvements is provided in the Capital Budget. Funds required to pay the debt service associated with these bonds come from the incremental real property taxes generated from the value of the property above the base assessment of the district determined as of a certain date.

Any incremental real property taxes revenue in excess of that required to pay debt service charges are budgeted for transfer to the General Fund, and are reflected in the revenue estimates under the Inter-fund Reimbursements category.

The Nursery Road TIF in an area to the north of the BWI Airport was established in 1984 with a base assessment of \$68,883,983 on 1/1/84.

The West County (National Business Park) TIF in the Jessup area of the County was established in 1997 with a base assessment of \$37,704,500 on 1/1/96.

The Route 100 (Arundel Mills) TIF in the Severn area of the County was established in 1998 with a base assessment of \$14,713,200 on 1/1/97.

The Parole TIF in the area to the west of the City of Annapolis was established in 1999 with a base assessment of \$647,950,635 on 1/1/99.

The Park Place TIF in the City of Annapolis was established in 2001 with a base assessment of \$6,330,961 on 1/1/00.

The National Business Park North TIF in the Jessup area of the County was established in 2010 with a base assessment of \$9,921,922 on 1/1/10.

The Village South at Waugh Chapel TIF in the Gambrills area of the County was established in 2010 with a base assessment of \$909,907 on 1/1/10.

Budget Summary

General Class of Expenditure	Actual FY2013	Original FY2014	Estimate FY2014	Budget FY2015	Inc (Dec) from Orig.
Fund					
Nursery Rd Tax Incr	4,702,120	4,968,000	4,765,000	4,903,000	(65,000)
West Cnty Dev Dist	5,363,842	5,616,000	5,568,000	6,438,000	822,000
Park Place Tax Incr	869,130	882,000	882,000	880,000	(2,000)
Rte 100 Dev Dist Ta	7,458,064	8,148,000	8,428,000	8,845,000	697,000
Parole TC Dev Dist	11,339,646	11,903,000	12,136,000	12,859,000	956,000
National Business P	219,677	1,887,900	1,811,000	1,887,900	0
Village South at Wa	0	1,000,000	1,000,000	1,053,000	53,000
Total by Fund	29,952,479	34,404,900	34,590,000	36,865,900	2,461,000
Object					
Contractual Services	58,473	203,900	127,000	258,900	55,000
Debt Service	4,812,474	6,440,000	6,440,000	6,523,000	83,000
Grants, Contribution	25,081,532	27,761,000	28,023,000	30,084,000	2,323,000
Total by Object	29,952,479	34,404,900	34,590,000	36,865,900	2,461,000

Office of Finance (Non-Departmental)

FY2015 Approved Budget

Special Tax Districts

Program Statement

Special Tax District Funds (STD) provide funding for public improvements serving the established district through the issuance of bonds. Appropriation authority for the construction of such improvements is provided in the Capital Budget. Funds required to pay the debt service associated with these bonds come from an assessment of an additional tax rate on properties within the district.

The Dorchester STD was established in 1996 to provide funding for some public improvements to the Dorchester Mixed Use development in the Severn area of the County.

The Farmington Village STD was established in 1998 to provide funding for some public improvements to the Farmington Village residential development in Pasadena.

The Two Rivers STD was established in 2010 to provide funding for some public improvements to the Two Rivers residential development in the Crofton area of the County.

The Cedar Hill STD was established in 2010 to provide funding for some public improvements to the Cedar Hill residential development in the Brooklyn Park area of the County.

The Arundel Gateway STD was established in 2012 to provide funding for some public improvements to the Arundel Gateway mixed use project in the Fort Meade area of the western part of the County.

Bonds for the Cedar Hill and Arundel Gateway districts have not yet been sold.

\$2,000,000 of Two Rivers bond have been issued. However, there is no current debt service due on the bonds.

Budget Summary

General Class of Expenditure	Actual FY2013	Original FY2014	Estimate FY2014	Budget FY2015	Inc (Dec) from Orig.
Fund					
Farmingt n Vlg Spc	653,708	488,500	488,500	512,000	23,500
Dorchester Specl Ta	1,213,282	1,051,700	1,051,700	1,379,600	327,900
Two Rivers Special	236,329	0	0	0	0
Total by Fund	2,103,320	1,540,200	1,540,200	1,891,600	351,400
Object					
Contractual Services	261,425	119,200	119,200	442,200	323,000
Debt Service	1,841,895	1,421,000	1,421,000	1,449,400	28,400
Total by Object	2,103,320	1,540,200	1,540,200	1,891,600	351,400

IPA Debt Service

Program Statement

The County has instituted an Installment Purchase Agreement (IPA) Program to facilitate County purchase of real property easements to maintain farmland and other open space. Under this program the County signs long-term debt agreements with property holders with a minimal down payment, typically 10%. Interest and nominal principal payments are made over the life of the agreement and a balloon payment is due at the end of the term to pay off the remaining principal. In order to pay the balloon payment, the County purchases and reserves a zero coupon U.S. Treasury Strip. This investment matures when the agreement expires and effectively earns the same interest rate that the County pays on the debt.

The appropriation shown here is used to actually pay debt service on existing IPAs, purchase the investments mentioned above, and to pay for consultant costs associated with settlement of these IPAs.

Budget Summary

General Class of Expenditure	Actual FY2013	Original FY2014	Estimate FY2014	Budget FY2015	Inc (Dec) from Orig.
Fund					
Ag & WdInd Prsrvtn	749,416	758,300	748,300	747,200	(11,100)
Total by Fund	749,416	758,300	748,300	747,200	(11,100)
Object					
Contractual Services	0	10,000	0	0	(10,000)
Debt Service	749,416	748,300	748,300	747,200	(1,100)
Total by Object	749,416	758,300	748,300	747,200	(11,100)

**Office of Finance (Non-Departmental)
Development Impact Fees**

FY2015 Approved Budget

Program Statement

The Impact Fee Fund is a Special Revenue Fund that accounts for impact fees collected from developers to pay a share of the cost of school and road capacity improvements necessitated by development.

Disbursements have historically been made from these funds to the General County Capital Projects Fund as eligible expenditures are incurred. Appropriations for expenditures supported by these funds were made through the Capital Budget.

Starting in FY2009, some impact fees have been transferred to the General Fund for the purpose of paying debt service costs related to specific "Impact Fee Bonds" identified as a funding source in the Capital Budget funding plan, and authorized in the Annual Bond Ordinance.

Starting with the FY2013 Budget, a substantial portion of these impact fees were transferred to the General Fund for the purpose of compensating the General Fund for a portion of General Obligation debt service costs previously paid by the General Fund in relation to impact fee eligible projects. This practice continues, but now involves a smaller amount since it is related to just one more year.

Since the manner in which Impact Fees are being used is now varied, appropriation authority to direct the use of these funds is being requested. Impact Fees may be used as a cash (i.e., PayGo) funding source to eligible capital projects or to compensate the General Fund for debt service payments incurred on eligible capital

FY2015 Budget Summary

Impact Fee District	Appropriation Authority For use as a PayGo Funding Source	Appropriation Authority For use as to Reimburse Debt Service		Total Appropriation Authority
		Impact Fee Bonds	Gen. Oblig. Bonds	
School District 1	0	975,600	0	975,600
School District 2	0	123,500	0	123,500
School District 3	1,054,000	198,000	0	1,252,000
School District 4	(200,000)	118,900	0	(81,100)
School District 5	500,000	10,500	0	510,500
School District 6	0	10,200	0	10,200
School District 7	0	116,100	0	116,100
Transportation District 1	9,028,700	76,500	303,800	9,409,000
Transportation District 2	1,120,300	21,000	0	1,141,300
Transportation District 3	2,189,100	106,600	248,500	2,544,200
Transportation District 4	8,257,100	3,200	0	8,260,300
Transportation District 5	911,900	17,300	0	929,200
Transportation District 6	0	1,100	0	1,100
Public Safety (Countywide)	0	303,500	0	303,500
Total	22,861,100	2,082,000	552,300	25,495,400

Video Lottery Impact Aid

Program Statement

The purpose of this appropriation is to disburse funds from the Video Lottery Terminal (VLT) Impact Aid Fund that are not otherwise disbursed within specific departmental budgets. Presently, this is limited to the contribution of funds to the Capital Projects Fund to cover capital project costs, on a pay-as-you-go basis, that are incurred primarily in the communities in immediate proximity to the VLT Facility.

Budget Summary

General Class of Expenditure	Actual FY2013	Original FY2014	Estimate FY2014	Budget FY2015	Inc (Dec) from Orig.
Fund					
Video Lottery Impac	0	3,000,000	3,000,000	2,800,000	(200,000)
Total by Fund	0	3,000,000	3,000,000	2,800,000	(200,000)
Object					
Grants, Contribution	0	3,000,000	3,000,000	2,800,000	(200,000)
Total by Object	0	3,000,000	3,000,000	2,800,000	(200,000)

- This appropriation supports the contribution of \$2.8 million of VLT Impact Aid to the Capital Projects Fund for road resurfacing and side walk projects, as well as Harmans Park design and park projects.

Mission Statement

The mission of the Office of the Budget is to provide a comprehensive range of fiscal, revenue and budgetary management, coordination, planning and analysis functions for County government and to provide fiscal, policy, and management advisory services to the County Executive in order to assure that necessary public services are delivered effectively at least possible cost.

Major Accomplishments

- Coordinated the development and adoption of a balanced operating and capital budget for FY2014.
- Published electronic version of the FY2014 operating and capital budget documents on the County's web site.

Key Objectives

- Continue to provide professional budgetary and managerial advice and support to departments, Chief Administrative Officer and County Executive.
- Continue to make the operating budget presentation more understandable through user-friendly design and more descriptive narratives.
- Continue to develop a method to better link existing performance measures with budget decision-making processes, and to develop additional performance measures where cost effective.
- Continue the annual update of the County's debt affordability model and maximization of the use of restricted funding sources (e.g., impact fees, program open space and waterway improvement fund grants) in the development of a balanced capital budget and five year capital program.
- Link operating department performance to County's long-range objectives.

Comparative Statement of Expenditures

General Classifications of Expenditure	Actual FY2013	Original FY2014	Estimate FY2014	Budget FY2015	Inc (Dec) from Orig.
Fund					
General Fund	878,118	1,094,600	1,050,400	1,073,100	(21,500)
Total by Fund	878,118	1,094,600	1,050,400	1,073,100	(21,500)
Character					
Budget & Management Analysis	878,118	1,094,600	1,050,400	1,073,100	(21,500)
Total by Character	878,118	1,094,600	1,050,400	1,073,100	(21,500)
Object					
Personal Services	853,669	1,063,000	1,025,300	1,045,500	(17,500)
Contractual Services	8,505	12,400	8,900	10,900	(1,500)
Supplies & Materials	12,299	16,800	13,800	14,300	(2,500)
Business & Travel	2,766	2,400	2,400	2,400	0
Capital Outlay	878	0	0	0	0
Total by Object	878,118	1,094,600	1,050,400	1,073,100	(21,500)

Office of the Budget

FY2015 Approved Budget

Program Statement

The Office of the Budget is responsible for the analysis, formulation, and control of the annual county operating and capital budgets, and also provides management advisory services to the County Executive and the departments and offices of county government. These efforts involve staffing two citizens' advisory groups, the Spending Affordability Committee and the Planning Advisory Board, as well as the analysis of the fiscal impact of proposed county and state government legislation. In addition to these basic functions, the Office is responsible for:

County Pension System Investments – One of the primary duties of the Budget Officer includes serving as Chairman of the Investment Committee of the Board of Trustees of the County pension system and serving as a member of the pension system Board of Trustees.

Commentary

- The decrease in Personal Services is attributable to an adjustment to turnover, this is partially offset by Countywide increases to the pay package.
- The decrease in the budget is due to the savings associated with the VoIP phone system and budget book printing costs.

Summary of Budgeted Positions in County Classified Service

Category	Auth FY2013	Approved FY2014	Adjusted FY2014	Budget FY2015	Inc (Dec) from Orig.
Fund					
General Fund	6	6	6	6	0
Total by Fund	6	6	6	6	0
Character					
Budget & Managem	6.00	6.00	6.00	6.00	0.00
Total-Character	6.00	6.00	6.00	6.00	0.00
Barg Unit					
Non-Represented	6.00	6.00	6.00	6.00	0.00
Total-Barg Unit	6.00	6.00	6.00	6.00	0.00

- In addition to the positions shown above, there is one position exempt from the Classified Service. This is the Budget Officer.
- A listing of all positions, by department and by job title, is provided at the end of this section.

**Office of the Budget
General Fund**

FY2015 Approved Budget

Personnel Summary - Positions in the County Classified Service

Job Code - Title	Plan	Grade	FY2013 Approved	FY2014 Request	FY2014 Approved	FY2014 Adjusted	FY2015 Budget	Variance
0224 Management Aide	NR	12	1	1	1	1	1	0
0246 Senior Budget Mgmt Analyst	NR	21	2	2	2	2	2	0
0247 Assistant Budget Officer	NR	23	2	2	2	2	2	0
0252 Budget Mgmt Analyst III	NR	20	1	1	1	1	1	0
Fund Summary			6	6	6	6	6	0
Department Summary			6	6	6	6	6	0

**Office of the Budget
General Fund**

FY2015 Approved Budget

Personnel Summary - Positions Exempt from the County Classified Service

Job Code - Title	Plan	Grade	FY2013 Approved	FY2014 Request	FY2014 Approved	FY2014 Adjusted	FY2015 Budget	Variance
0118 Budget Officer	E	8	1	1	1	1	1	0
Fund Summary			1	1	1	1	1	0
Department Summary			1	1	1	1	1	0

Mission Statement

The mission of the Office of Personnel is to support the employees of Anne Arundel County Government who provide public services to our citizens. The Office of Personnel provides human resources services that promote a work environment characterized by open communications, personal accountability, and fair treatment of all employees, trust, mutual respect, and equal opportunity for learning and personal growth.

Major Accomplishments

- Successfully negotiated 9 two year union labor bargaining agreements for FY 2014 - 2015 and 4 one year union labor bargaining agreements for FY 2015.
- Improved automation of recruitment processes to expedite hiring of public safety employees.
- Expanded employee wellness initiatives.
- Supported the Administration and County Council in the development and passage of revised health care and pension legislation.
- Successfully negotiated no cost administrative fee renewals for medical care administration contracts in CY 2014.
- Reinstated partnership meetings to promote cooperative relationships between the County and its employees.

Key Objectives

- Develop and release RFP for employee health benefits including options for post 65 retiree health benefits.
- Negotiate up to 13 union labor bargaining agreements for FY 2016.
- Continue to update automation processes to improve efficiencies.
- Continue to expand employee wellness initiatives.
- Implement changes mandated by approval of County health care legislation (Bill 85-13) and of the federal Patient Protection Affordable Care Act (PPACA) which affects health benefits administration.
- Implement changes mandated by approval of County pension legislation (Bill 97-13).
- Promote employee development through developing career related training programs and tuition reimbursement.

Comparative Statement of Expenditures

General Classifications of Expenditure	Actual FY2013	Original FY2014	Estimate FY2014	Budget FY2015	Inc (Dec) from Orig.
Fund					
General Fund	5,500,682	5,731,400	5,481,700	6,022,100	290,700
Health Insurance Fund	91,583,439	105,006,000	97,364,500	117,382,500	12,376,500
Pension Fund	100,677,892	8,434,200	8,434,200	9,327,200	893,000
Total by Fund	197,762,014	119,171,600	111,280,400	132,731,800	13,560,200
Character					
Office of Personnel	5,500,682	5,731,400	5,481,700	6,022,100	290,700
Health Costs	91,583,439	105,006,000	97,364,500	117,382,500	12,376,500
Pension Admin.	100,677,892	8,434,200	8,434,200	9,327,200	893,000
Total by Character	197,762,014	119,171,600	111,280,400	132,731,800	13,560,200
Object					
Personal Services	94,084,094	104,974,200	94,583,000	108,038,700	3,064,500
Contractual Services	11,751,298	10,385,600	10,385,600	12,311,200	1,925,600
Supplies & Materials	105,723	150,300	150,300	168,300	18,000
Business & Travel	6,843	29,500	29,500	246,100	216,600
Grants, Contributions & Other	91,814,056	3,632,000	6,132,000	11,967,500	8,335,500
Total by Object	197,762,014	119,171,600	111,280,400	132,731,800	13,560,200

Office of Personnel

FY2015 Approved Budget

Summary of Budgeted Positions in County Classified Service

Category	Auth FY2013	Approved FY2014	Adjusted FY2014	Budget FY2015	Inc (Dec) from Orig.
Fund					
General Fund	38	38	38	38	0
Total by Fund	38	38	38	38	0
Character					
Office of Personnel	38.00	38.00	38.00	38.00	0.00
Total-Character	38.00	38.00	38.00	38.00	0.00
Barg Unit					
Non-Represented	38.00	38.00	38.00	38.00	0.00
Total-Barg Unit	38.00	38.00	38.00	38.00	0.00

- In addition to the above positions, the Department contains a Personnel Officer and an Administrative Secretary that are exempt from the County Classified service.
- A listing of all positions, by department and by job title, is provided at the end of this section.

Performance Measures

Measure	Actual FY2012	Actual FY2013	Estimate FY2014	Estimate FY2015
<u>Office of Personnel</u>				
Announcement Advertisements	156	106	250	300
Examinations	1,269	1,789	3,870	6,000
Internal/External Hires	155	170	850	900
Re-Class & Class Maint. Studies	140	179	180	200
CDS/Alcohol testing	1,455	949	900	1,600
Personnel Authorizations	14,840	16,921	22,800	22,000
Contract & Temp Empl's Hired	317	82	360	400
ID Badges	506	516	750	750
Payroll Checks	167,471	162,328	170,000	165,000
Retirements	148	155	155	190
Grievance Hearings	28	19	27	25
Enrolled Benefits Participants	7,823	7,541	7,900	8,000

Office of Personnel

FY2015 Approved Budget

Office of Personnel

Program Statement

Classification and Compensation – maintains the County’s classification plan through individual and class series studies and analysis with peer organizations and supports collective bargaining through compensation and benefits survey and analysis.

Employee Services and Development – handles recruitment and selection of County employees. This includes developing of appropriate screening and proper examination processes, background investigations/verifications, medical evaluations, and setting assessment criteria.

Human Resources Records– This unit applies position and pay changes, maintains deductions, accruals, and employee demographic information in the automated human resource information system.

Payroll – Ensures the timely and accurate collection of employee time and attendance information as well as the payment of wages, allowances, wage deductions and taxes. Ensures compliance with all Federal, State and County rules and regulations regarding payroll including adherence to union contracts and the Fair Labor Standards Act.

Health Benefits – Maintains County employee benefit programs to provide for the mental, and physical, health and wellness of our employees, retirees and their families. This is accomplished by obtaining health coverage at competitive rates and administering benefits according to federal, state and county law.

Pension Benefits – provides oversight of four defined benefit pension plans that employees draw upon at retirement. This unit offers guidance and trainings so employees can make informed decisions. These plans and deferred compensation provide meaningful opportunities for employees to secure their post financial security.

Employee and Labor Relations – Promotes harmonious and cooperative relationships between the County and its employees by helping to ensure compliance with employment laws, negotiating collective bargaining agreements, and investigating, resolving or recommending solutions pertaining to management or employee concerns.

Budget Summary

General Class of Expenditure	Actual FY2013	Original FY2014	Estimate FY2014	Budget FY2015	Inc (Dec) from Orig.
Fund					
General Fund	5,500,682	5,731,400	5,481,700	6,022,100	290,700
Total by Fund	5,500,682	5,731,400	5,481,700	6,022,100	290,700
Object					
Personal Services	3,722,107	3,832,700	3,583,000	3,928,200	95,500
Contractual Services	1,725,412	1,829,200	1,829,200	1,793,800	(35,400)
Supplies & Materials	51,234	61,600	61,600	75,600	14,000
Business & Travel	1,930	7,900	7,900	224,500	216,600
Total by Object	5,500,682	5,731,400	5,481,700	6,022,100	290,700

- The increase in Personal Services is attributable to Countywide increases to the pay package. This is partially offset by an adjustment to turnover by the County Council.
- Contractual Services includes:
 - \$960K - Payroll contractor
 - \$311K - Unemployment Insurance
 - \$172K - Drug testing, pre-employment physicals, fitness for duty
 - \$110K - Labor relations and counsel for arbitration
 - \$ 90K - Employee Assistance Program
 - \$ 60K - Employment Testing
 - \$ 26K - Recruitment expenses primarily advertising
- The increase in Business & Travel is due to funding for Countywide employee training and tuition reimbursement.

Health Costs

Program Statement

The Health Insurance Fund is an internal service fund. The fund will account for all the expenses of administering health benefits for participants and their eligible family members who include current and retired employees of Anne Arundel County Government, the Library and the Community College. The fund will account for both employee and employer premium costs as well as account for the costs of staff and expenses to administer the plans. The fund, although not legally established like the Pension Trust Fund, operates in a similar manner with respect to the costs of health insurance.

Budget Summary

General Class of Expenditure	Actual FY2013	Original FY2014	Estimate FY2014	Budget FY2015	Inc (Dec) from Orig.
Fund					
Health Insurance Fu	91,583,439	105,006,000	97,364,500	117,382,500	12,376,500
Total by Fund	91,583,439	105,006,000	97,364,500	117,382,500	12,376,500
Object					
Personal Services	90,361,988	101,141,500	91,000,000	104,110,500	2,969,000
Contractual Services	597,888	683,500	683,500	1,751,500	1,068,000
Supplies & Materials	32,668	44,900	44,900	48,900	4,000
Business & Travel	896	4,100	4,100	4,100	0
Grants, Contribution	590,000	3,132,000	5,632,000	11,467,500	8,335,500
Total by Object	91,583,439	105,006,000	97,364,500	117,382,500	12,376,500

- The County health care costs reflect the January 2014 rate offset by a savings in County/Employee cost share. In addition, \$5 million is being transferred from the fund as a contribution to the OPEB fund as a result of plan design changes and \$5.7 million is being transferred to OPEB as a result of a Health Insurance Holiday.
- Staffing for the Health Fund is appropriated in the Office of Personnel’s General Fund. The Health Insurance fund provides a pro-rata share contribution to the County’s General Fund to recoup Health Insurance overhead costs; this is reflected in the Grants and Contribution line above.

Office of Personnel

FY2015 Approved Budget

Pension Admin.

Program Statement

The Anne Arundel County Retirement and Pension System, established to provide benefits for participants in the plans of which it consists, is an agency in the Executive Branch of County Government and has the powers and privileges of a corporation to the extent permitted by law.

The Anne Arundel County Retirement and Pension system consists of

- (1) the Employees' Retirement Plan,
- (2) the Fire Service Retirement Plan,
- (3) the Police Service Retirement Plan and;
- (4) the Pension Plan for Detention Officers and Deputy Sheriffs.

The Pension Trust Fund was established in FY1998 after the passage of Bill 88-96 creating a Board of Trustees with budgetary responsibility for pension assets and expenses. The Pension Trust Fund accounts for all items of expenditure which are related to asset management and retirement administration.

Budget Summary

General Class of Expenditure	Actual FY2013	Original FY2014	Estimate FY2014	Budget FY2015	Inc (Dec) from Orig.
Fund					
Pension Fund	100,677,892	8,434,200	8,434,200	9,327,200	893,000
Total by Fund	100,677,892	8,434,200	8,434,200	9,327,200	893,000
Object					
Contractual Services	9,427,998	7,872,900	7,872,900	8,765,900	893,000
Supplies & Materials	21,821	43,800	43,800	43,800	0
Business & Travel	4,017	17,500	17,500	17,500	0
Grants, Contribution	91,224,056	500,000	500,000	500,000	0
Total by Object	100,677,892	8,434,200	8,434,200	9,327,200	893,000

- All of the County employee Personal Services expenses attributable to operating the pension system are reflected in the General Fund portion of the Office of Personnel - Administration budget. The Fund reimburses these costs via a pro-rata share expenditure.
- The Contractual Service expenses represent the costs of management services for the various plans in which County employees participate.
- Actual expenditures include \$85,494,766 in pension benefit payments to retirees that do not require appropriation authority.
- The FY2015 Budget includes \$65,353,500 budgeted for Pension consistent with the actuarial recommended contribution.

**Office of Personnel
General Fund**

FY2015 Approved Budget

Personnel Summary - Positions in the County Classified Service

Job Code - Title	Plan Grade	FY2013 Approved	FY2014 Request	FY2014 Approved	FY2014 Adjusted	FY2015 Budget	Variance
0205 Office Support Asst I (NR)	NR 5	1	1	1	1	1	0
0206 Office Support Asst II (NR)	NR 7	1	1	1	1	1	0
0207 Office Support Specialist (NR)	NR 9	1	1	1	1	1	0
0224 Management Aide	NR 12	0	1	1	1	1	0
0241 Management Assistant I	NR 15	3	3	3	2	1	-1
0242 Management Assistant II	NR 17	1	1	1	2	2	0
0611 Personnel Assistant I	NR 10	1	2	2	1	1	0
0612 Personnel Assistant II	NR 12	11	10	10	11	11	0
0621 Personnel Analyst I	NR 15	1	0	0	0	0	0
0623 Personnel Analyst III	NR 19	9	9	9	9	9	0
0624 Senior Personnel Analyst	NR 20	6	6	6	6	6	0
0631 Assistant Personnel Officer	NR 22	2	2	2	2	2	0
0633 Deputy Personnel Officer	NR 23	1	1	1	1	1	0
9999 Human Resources Records Manager	NR 16	0	0	0	0	1	1
Fund Summary		38	38	38	38	38	0
Department Summary		38	38	38	38	38	0

**Office of Personnel
General Fund**

FY2015 Approved Budget

Personnel Summary - Positions Exempt from the County Classified Service

Job Code - Title	Plan	Grade	FY2013 Approved	FY2014 Request	FY2014 Approved	FY2014 Adjusted	FY2015 Budget	Variance
0122 Personnel Officer	E	7	1	1	1	1	1	0
0200 Admin Secty To Dpt/Agency Head	E	1	1	1	1	1	1	0
Fund Summary			2	2	2	2	2	0
Department Summary			2	2	2	2	2	0

Mission Statement

It is the mission of the Office of Information Technology to provide value, leadership and support that facilitate the identification, implementation and use of technology to support the Citizens while enhancing the effectiveness and quality of service provided by the Anne Arundel County Government.

Major Accomplishments:

- Strategic Planning initiatives to improve alignment of technology and County business practices.
- Replaced antiquated County email system with cloud-based Google Mail and Drive.
- Established the Public Safety Technology Board consisting of representatives of Police, Fire, Detention, Sheriff and OIT for the purpose of defining unified technology strategy and plans.
- Established the Land Management Technology Board consisting of representatives of Planning and Zoning, Permits and Inspections, Central Services, DPW and OIT.
- Replaced over 900 County PCs, 100 Laptops. Continued efforts to minimize printer replacement while expanding and utilizing multi-function print and scanning devices.
- Replaced approx. 150 Mobile Data Computing devices and improved wireless system connectivity. Deployed tablets and iPads where appropriate. Initiated trials for lower-cost Mobile Data Computers for Public Safety use.
- Completed BTOP/ICBN fiber network build-out. Partnered with Broadstripe to provide historically unserved South County with broadband and cable television.
- Upgraded County's Wi-Fi system to a centralized system providing employee access and Secure Guest Access.
- Public Safety Systems Enhancements: Upgraded current CAD software to the latest vendor version. Initiated trial of 3 Generation "windows" based CAD system.
- Inspections and Permits: Completed various enhancements to systems to improve inspections, business licensing and citizen interaction.
- Initiated the 800MHz system update to P25 standards.
- Continued the conversion for traditional key telephone systems to the network based VoIP systems.

Key Objectives

- Enhance and modernize the Public Safety Radio System in accordance with P25 standards.
- Complete the major County Fiber network upgrade – 10 times performance improvement; increase capacity to the Internet to support growth in schools and general County requirements; and continue expansion of Wi-Fi access throughout County facilities.
- Continue to implement Mobile and other applications and technologies to improve business processes enabling greater employee efficiency and effectiveness.
- Continue to improve content, mobile and, application availability to citizens for better access to County services.

Comparative Statement of Expenditures

General Classifications of Expenditure	Actual FY2013	Original FY2014	Estimate FY2014	Budget FY2015	Inc (Dec) from Orig.
Fund					
General Fund	14,292,959	15,251,200	14,951,400	16,837,900	1,586,700
Watershed Protection & Restor	0	58,300	58,300	58,300	0
Total by Fund	14,292,959	15,309,500	15,009,700	16,896,200	1,586,700
Character					
Office of Info. Technology	14,292,959	15,309,500	15,009,700	16,896,200	1,586,700
Total by Character	14,292,959	15,309,500	15,009,700	16,896,200	1,586,700
Object					
Personal Services	7,836,586	8,676,400	8,066,100	9,145,500	469,100
Contractual Services	6,260,078	6,394,800	6,708,200	7,460,400	1,065,600
Supplies & Materials	51,403	66,500	66,200	66,500	0
Business & Travel	28,872	33,800	32,200	63,800	30,000
Capital Outlay	116,020	138,000	137,000	160,000	22,000
Total by Object	14,292,959	15,309,500	15,009,700	16,896,200	1,586,700

Office of Information Technology

FY2015 Approved Budget

Program Statement

The Office of Information Technology provides essential technical services to County agencies.

Administration –Provides operational and strategic management, financial and budget management, and office management activities for the department.

Application Services –provides for enterprise and departmental computer program application development and maintenance support. Four core application support areas include: Administration and Finance, Human Resources, Land Use and Public Safety.

Cable Television – regulates the cable television industry within Anne Arundel County. Its primary focus includes, but is not limited to, setting customer service standards and negotiating franchise agreements to provide services to the citizens. In addition, this program is overseeing the development of the Public, Educational and Governmental program (PEG).

Geographic Services – supports centralized (GIS) functions for the entire County, including: street centerline development and maintenance, GIS data maintenance, GIS data standards, GIS Aerial photography and topography, and GIS data access tool administration (MapOptix and CountyView).

Technical Services – includes Circuit Court audio-visual systems, County Home Page/Intranet, data cable installation, enterprise functions, network administration, financial system support and Police Fire 911 support.

Telecommunications – administers all County Telecommunications functions, such as telephone (wired & wireless), 800 MHz Public Safety Radio system as well as computer communications systems. Coordinates installations and repair of phone systems, management of the 800MHz radio system, pagers, wireless phones as well as representing the County in 911 communication issues.

Commentary

- The increase in Personal Services is attributable to Countywide increases to the pay package.
- The Contractual Services budget includes technology services contracts serving a wide variety of programming and software maintenance. Increases in this category can be attributed to professional services such as desktop support and network support; software maintenance such as gmail licenses and software contract increases; and hardware maintenance to the County's enterprise network infrastructure and servers.

Office of Information Technology

FY2015 Approved Budget

Summary of Budgeted Positions in County Classified Service

Category	Auth FY2013	Approved FY2014	Adjusted FY2014	Budget FY2015	Inc (Dec) from Orig.
Fund					
General Fund	79	84	84	84	0
Total by Fund	79	84	84	84	0
Character					
Office of Info. Tech	79.00	84.00	84.00	84.00	0.00
Total-Character	79.00	84.00	84.00	84.00	0.00
Barg Unit					
Non-Represented	78.00	83.00	83.00	83.00	0.00
Office Support	1.00	1.00	1.00	1.00	0.00
Total-Barg Unit	79.00	84.00	84.00	84.00	0.00

- Two exempt category employees including the Chief Information Officer and an exempt Administrative Secretary complement the classified service staffing.
- A listing of all positions, by department and by job title, is provided at the end of this section.

Performance Measures

Measure	Actual FY2012	Actual FY2013	Estimate FY2014	Estimate FY2015
<u>Office of Info. Technology</u>				
Help Center Calls (monthly)	1,335	1,250	1,230	1,230
Help Ctr Calls resolved-initial cont	91%	91%	91%	91%
CATV Subscriber complnts (mnt)	408	408	408	400
Citizen WEB site hits (monthly)	1,614,213	1,558,997	1,620,000	1,625,000
E911 CAD Dispatch Transact (mnt)	52,750	56,000	57,000	50,000
Business Applications Supported	100	122	126	125
Geographc Data Layers Supporte	207	250	370	390
Network Availability	100%	100%	100%	100%
800MHz Radio System Availability	100%	100%	100%	100%
EEmail msgs processed (monthly)	950,000	975,000	975,000	1,563
Network locations supported	180	200	200	265
Network Devices connected	4,500	4,600	4,600	4,650
Computer Servers supported	120	120	120	210
PC's supported	4,500	4,500	4,500	4,500
Printers supported	1,700	1,600	1,600	1,800
Wired Telephones supported	3,000	3,000	3,000	3,000
Wireless Telephones supported	960	1,000	1,000	1,000
Telephone Systems supported	138	137	137	137
Radio Towers supported	10	10	10	10
800 MHz Radios supported	2,733	2,733	2,733	2,733
Cable TV Franchises Admin'ed	4	4	4	4

**Office of Information Technology
General Fund**

FY2015 Approved Budget

Personnel Summary - Positions in the County Classified Service

Job Code - Title	Plan	Grade	FY2013 Approved	FY2014 Request	FY2014 Approved	FY2014 Adjusted	FY2015 Budget	Variance
0213 Office Support Specialist	OS	6	1	1	1	1	1	0
0241 Management Assistant I	NR	15	2	2	2	2	2	0
0242 Management Assistant II	NR	17	1	1	1	1	1	0
0243 Sr Info Syst Support Specialis	NR	15	3	3	3	3	3	0
0244 Info System Support Specialist	NR	14	16	18	18	18	18	0
0333 Manager Computer Operations	NR	19	1	1	1	1	1	0
0335 Computer Operations Supervisor	NR	14	1	1	1	1	1	0
0343 Programmer II	NR	16	3	3	3	3	3	0
0351 Programmer-Analyst I	NR	17	4	4	4	4	4	0
0352 Programmer-Analyst II	NR	18	8	8	8	8	8	0
0353 Systems Analyst	NR	20	13	14	14	14	14	0
0354 I/S Quality Assurance Analyst	NR	18	1	1	1	1	1	0
0361 Systems Programmer I	NR	17	11	11	11	11	11	0
0362 Systems Programmer II	NR	19	2	2	2	2	2	0
0363 Data Base Administrator	NR	18	1	1	1	1	1	0
0365 Chief, Data Resources	NR	21	1	1	1	1	1	0
0366 Info Technology Sr Project Mgr	NR	21	0	0	0	1	1	0
0374 Chief, Telecommunication Servcs	NR	21	1	1	1	1	1	0
0384 Chief, Client Support	NR	20	1	1	1	1	1	0
0387 Chief, Project Mgmt & Planning	NR	23	0	0	0	1	1	0
0388 Asst Info Technology Officer	NR	24	1	1	1	1	1	0
0803 Communications Services Managr	NR	17	1	1	1	1	1	0
0873 GIS Specialist	NR	15	1	1	1	1	1	0
1165 Cable Television Administrator	NR	19	1	1	1	1	1	0
1169 Project Development Administrator	NR	21	0	1	1	0	0	0
1302 Communications Officer	NR	19	3	3	3	3	3	0
2345 Engineer Manager	NR	21	1	1	1	1	1	0
9999 Chief, Project Mgt and Planning	NR	23	0	1	1	0	0	0
Fund Summary			79	84	84	84	84	0
Department Summary			79	84	84	84	84	0

**Office of Information Technology
General Fund**

FY2015 Approved Budget

Personnel Summary - Positions Exempt from the County Classified Service

Job Code - Title	Plan	Grade	FY2013 Approved	FY2014 Request	FY2014 Approved	FY2014 Adjusted	FY2015 Budget	Variance
0130 Information Technology Officer	E	7	1	1	1	1	1	0
0200 Admin Secty To Dpt/Agency Head	E	1	1	1	1	1	1	0
Fund Summary			2	2	2	2	2	0
Department Summary			2	2	2	2	2	0

Board of Education

FY2015 Approved Budget

Mission Statement

Anne Arundel County Public Schools (AACPS) will accelerate achievement for all students and minimize the achievement disparities among all groups of students, provide a safe and orderly learning environment that promotes achievement and establish community collaboration and partnerships to promote achievement, in a welcoming school environment.

Legal Authority

The Anne Arundel County public school system is a State Agency governed by the Anne Arundel County Board of Education (BOE) acting as the Local Education Authority (LEA) in accordance with State law and the Maryland State Department of Education (MSDE).

While the BOE governs all aspects of the Anne Arundel County public school system, the Board has no authority to levy taxes or issue bonds.

Accomplishments and Objectives

As a separate legal entity, the BOE prepares its own budget document and issues its own audited Comprehensive Annual Financial Report (CAFR). Significant policies and statements relative to performance can be found in these documents and other publications found on the BOE website: <http://www.aacps.org/>

Overview of the All Funds Budget

The "All Funding Sources" budget includes \$35.9 million of restricted grant funds; grant funds represent highly targeted student groups, schools, and or functions. The \$28.2 million food services fund is also restricted as to its use. A total of \$64.1 million of the All Funds Budget is restricted in this way.

The school system's All Funds budget increases by \$15.4 million.

Overview of the Unrestricted Budget

The "Unrestricted Funding" budget excludes the restricted grants and food services funds to illustrate the increases in the discretionary education funding provided from State, Federal, Board and County resources.

- The school system's Unrestricted Budget increases by \$15.8 million.
- Federal aid increases by \$250,000.
- State aid increases by \$6.7 million.
- The County's appropriation to the BOE, excluding debt service, increases by \$7.0 million. This amount meets the State matching funds requirements known as Maintenance of Effort (MOE).
- The cost of BOE employee pensions that the State shifted to the Local Jurisdictions totals \$15.9 million, up from the initial shift of \$11.5 million in FY13.
- Per Amendment #66, the County Council fully funded the proposed TAAC agreement with restricted salary scales and FY15 STEP increases. The amendment also funds \$528,838 for magnet program expansion, \$493,577 for English language acquisition staffing, and \$185,430 for bilingual facilitators. This is partially offset by making less of a contribution to health insurance from fixed charges (\$9,661,200) and a reduction in transportation (\$1,000,000).

Board of Education

FY2015 Approved Budget

Overview

Maryland Law requires local governments to adopt a budget for their local school systems using specific categories defined in State law. The budget includes revenues from all State, Federal and Local sources. The categories include:

Administration includes those activities and costs associated with the general regulation, direction, and control of the school system. Administrative expenditures affect the school system as a whole and are not confined to a single school building.

Mid-level Administration incorporates all activities and functions related to the management of the instructional program including school-based administrative positions and costs related, for example, to the office of the principal.

Instructional Salaries and Wages is a subset of instruction and teachers and aides. Instructional program employees funded in this category include media services, guidance and psychological services, instructional staff development, and school department chairpersons. Fringe benefit costs are budgeted separately in the fixed charges category.

Instructional Supplies and Materials includes all supplies and materials used in support of classroom instruction. Supplies and materials for non-instructional staff are funded in each relevant category.

Other Instructional Costs include the ancillary costs associated with contracted items, travel, and other charges as well as equipment used by the instructional staff.

Special Education includes costs associated with programs for children with disabilities. There are many services available for these children, including Intensity I through Intensity VI educational and related services based upon an Individualized Education Program, vision and hearing programs, and speech therapy. Students needing services the school system is unable to provide are sometimes placed in non-public facilities, and that cost is included in this category.

Pupil Services includes the costs of those personnel assigned the task of working with children who demonstrate problems which make them at-risk of dropping out of school.

Pupil Transportation includes the cost of school bus operation and other costs related to the transportation of students to class.

Operation of Plant covers all costs of operating and cleaning the physical facilities of the school system, including heat and electric, water and sewer, trash removal, and general janitorial services.

Plant Maintenance personnel maintain the buildings and grounds owned by the school system; the costs of materials and contracted repair services are funded in this category.

Fixed Charges include the cost of payroll taxes, insurance, and employee fringe benefits for all of the employees. In FY2013, the State mandated shift of pension costs to the local government.

Community supports annual exhibits of school work, multicultural festivals, community-student performance activities, and hosting international education teams.

Capital Outlay funds the activities related to the cost of directing and managing the acquisition, construction, and renovations of land, buildings, and equipment.

Food Services include the operating expenses for providing meals in the school. The Food Services account stands alone as it is funded by cash sales and federal and State reimbursement. The Anne Arundel County Board of Education oversees a food services budget and sets rates for the services.

Debt Service includes the cost of interest and the repayment of principal for building school facilities. All counties handle debt for all local Boards of Education in Maryland. As discussed above, effective FY 2013, the appropriation is made on-behalf of the BoE by the County in the Office of Finance.

**Comparative Statement of Expenditures
All Funding Sources**

General Classification of Expenditure	FY2013 Actuals	FY2014 Original	FY2014 Estimate	FY2015 Approved	Inc (Dec) From Orig
Character					
Administration	25,376,222	27,565,300	27,534,413	28,868,500	1,303,200
Mid-Level Administration	61,540,244	64,047,800	63,865,028	66,186,600	2,138,800
Instructional Salaries	354,904,820	367,940,900	368,477,351	382,779,096	14,838,196
Instructional Supplies	31,699,670	29,910,100	30,435,973	31,097,000	1,186,900
Other Instruction	17,273,976	15,369,000	15,706,248	15,842,500	473,500
Special Education	115,279,611	119,065,400	118,476,566	124,729,300	5,663,900
Pupil Services	6,278,165	6,708,200	6,648,399	6,973,300	265,100
Transportation	48,942,772	53,425,000	53,018,608	53,377,100	(47,900)
Plant Operations	61,690,459	64,147,300	63,575,452	64,450,800	303,500
Maintenance of Plant	14,369,919	16,136,400	15,992,550	17,348,600	1,212,200
Fixed Charges	201,026,219	210,068,700	206,847,657	196,155,004	(13,913,696)
Community Services	313,237	375,000	431,122	373,100	(1,900)
Capital Outlay	3,905,764	3,550,900	3,533,120	3,636,800	85,900
Food Services	25,402,203	26,270,000	26,035,813	28,170,000	1,900,000
Total By Character	968,003,281	1,004,580,000	1,000,578,300	1,019,987,700	15,407,700
All Funds Budget Revenues					
State	312,513,619	322,813,600	326,313,600	329,567,400	6,753,800
Federal	58,053,790	50,296,100	51,777,227	49,297,000	(999,100)
Board of Education	24,018,306	21,208,700	21,225,873	23,015,000	1,806,300
Food Services	11,028,655	13,807,000	13,807,000	14,625,000	818,000
Anne Arundel County	584,579,700	596,454,600	596,454,600	603,483,300	7,028,700
Total by Sources	990,194,070	1,004,580,000	1,009,578,300	1,019,987,700	15,407,700

**Comparative Statement of Expenditures
Unrestricted Funding Sources**

General Classification of Expenditure	FY2013 Actuals	FY2014 Original	FY2014 Estimate	FY2015 Approved	Inc (Dec) From Orig
Character					
Administration	24,059,680	26,246,200	26,246,200	27,252,400	1,006,200
Mid-Level Administration	61,244,978	63,744,600	63,764,600	65,510,300	1,765,700
Instructional Salaries	345,209,856	358,469,800	358,907,040	367,830,100	9,360,300
Instructional Supplies	29,566,227	28,406,800	28,422,008	28,778,700	371,900
Other Instruction	15,658,348	14,657,700	14,657,700	14,869,100	211,400
Special Education	99,837,952	103,761,000	104,534,538	108,180,400	4,419,400
Pupil Services	6,086,792	6,545,600	6,545,600	6,671,200	125,600
Transportation	48,800,420	53,323,100	53,323,100	53,643,000	319,900
Plant Operations	61,679,379	64,139,300	64,139,300	63,580,800	(558,500)
Maintenance of Plant	14,369,919	16,136,400	16,136,400	17,211,900	1,075,500
Fixed Charges	187,477,602	201,324,000	200,078,014	198,725,700	(2,598,300)
Community Services	87,660	102,900	102,900	101,900	(1,000)
Capital Outlay	3,719,113	3,300,900	3,300,900	3,562,200	261,300
Food Services	0	0	0	0	0
Total By Character	897,797,926	940,158,300	940,158,300	955,917,700	15,759,400
Unrestricted Revenues					
State	309,543,606	320,395,000	320,395,000	327,069,400	6,674,400
Federal	2,583,598	2,100,000	2,100,000	2,350,000	250,000
Board of Education	23,702,679	21,208,700	21,208,700	23,015,000	1,806,300
Anne Arundel County	584,579,700	596,454,600	596,454,600	603,483,300	7,028,700
Total by Sources	920,409,583	940,158,300	940,158,300	955,917,700	15,759,400

Community College

FY2015 Approved Budget

Mission Statement

The Mission of Anne Arundel Community College (AACC) is to provide high quality, affordable higher education that is accessible and responsive to the needs of our Community.

Accomplishments and Objectives

As a separate legal entity, the Anne Arundel Community College prepares its own budget document and issues its own audited Comprehensive Annual Financial Report (CAFR). Significant policies and statements relative to performance can be found in these documents and other publications found on the AACC website: <http://www.aacc.edu/default.cfm>

Significant Changes

- State aid increases by \$1.2 million.
- The County's appropriation to the AACC, excluding debt service, increases by \$4.5 million. VLT Impact funds decreased \$2.0 million, therefore the net increase to AACC is \$2.5 million.
- Tuition rate and fee increases proposed for FY15 are offset by expected enrollment decline, resulting in an overall decrease of \$3.1 million.
- The Unrestricted Operating Budget increases by \$1.6 million. Compensatory adjustments are funded along with essential technology enhancements and retention strategies.
- The Community College's debt service is \$5.7 million and is paid on behalf of the College by the County. The amount is detailed in the Office of Finance (Non-Departmental) section of this budget.
- The Restricted Budget decreases by \$7.9 million. The primary reason for the decline is related to the timing of grant activity under the federal Department of Labor (DOL) pass-through training program.

Comparative Statement of Expenditures

General Classification of Expenditure	FY2013 Actuals	FY2014 Original	FY2014 Estimate	FY2015 Approved	Inc (Dec) From Orig
Instruction	54,059,282	58,147,100	58,147,100	59,126,200	979,100
Academic Support	15,485,842	17,769,700	17,769,700	17,194,700	(575,000)
Student Services	8,054,090	9,473,900	9,473,900	9,692,100	218,200
Plant Operations	10,549,838	10,849,300	10,849,300	11,226,100	376,800
Institutional Support	15,277,394	16,835,000	16,835,000	17,437,400	602,400
Subtotal Unrestricted	103,426,446	113,075,000	113,075,000	114,676,500	1,601,500
Auxilliary, Enterprise and Restrict	47,190,223	66,532,000	66,532,000	58,682,000	(7,850,000)
Total	150,616,669	179,607,000	179,607,000	173,358,500	(6,248,500)
Revenue Sources					
Anne Arundel County	32,047,700	31,437,700	31,437,700	35,937,700	4,500,000
VLT Impact Aid Fund	-	3,700,000	3,700,000	1,700,000	(2,000,000)
State of Maryland	27,473,716	28,308,500	28,308,500	29,522,500	1,214,000
Tuition & Fees	44,621,848	45,710,000	45,710,000	42,566,000	(3,144,000)
Other College	(716,818)	3,918,800	3,918,800	4,950,300	1,031,500
Subtotal Unrestricted	103,426,446	113,075,000	113,075,000	114,676,500	1,601,500
Auxilliary, Enterprise and Restrict	47,190,223	66,532,000	66,532,000	58,682,000	(7,850,000)
Total	150,616,669	179,607,000	179,607,000	173,358,500	(6,248,500)

Public Libraries

Mission

The Anne Arundel County Public Library (AACPL) has 15 libraries situated throughout the county, ranging in size from 8,730 to 40,000 square feet. A self-perpetuating Board of Trustees representing all areas of the County governs AACPL. The Library is created under 552 of the Code and authorized under the Maryland Education Article, Title 23 et seq.

Life Expanded - Anne Arundel County Public Library expands life's possibilities by sharing resources for knowledge, entertainment, and community engagement. We provide discovery tools and innovative spaces to expand minds and create learning opportunities from early childhood through adulthood.

The goals of the library in the coming years are: ensure school readiness through early literacy education to children, families, and caregivers; foster community engagement between each library branch and its service area; connect county residents to technology, the Internet and virtual services; create welcoming, accessible and functional spaces, and market library services, programs and materials in ways that reach every County resident.

Major Accomplishments

- With funding provided by the County, AACPL hired 31 new staff in order to expand and standardize its operating hours throughout the system. Since January 26, all 15 libraries are open from 9 a.m. to 9 p.m. Monday through Thursday, and from 9 a.m. to 5 p.m. on Fridays and Saturdays. The Severna Park, Crofton, North County, Annapolis and West County Libraries are also open 1 to 5 p.m. on Sundays between September and May.
- In 2014, AACPL placed at least two early literacy specialists in every library to create research-based, developmentally appropriate programming for babies, toddlers, preschooler and their families. These special programs will be offered each week, in every branch to help ensure that all children in the county enter school ready to read and learn.

FY2015 Approved Budget

- In the Fall of 2013, an emphasis was placed on providing programs for preschool through high school students that focused on mathematics and science through the Science Technology Engineering Mathematics (STEM) program.
- The new Anne Arundel County Public Library website launched on September 30, 2013, resulting in greatly improved access to library information for customers.
- Outdated PCs were replaced in all library locations.

Key Objectives

- Complete work on a strategic plan that will guide AACPL for the next three to five years.
- Determine a site for the new Annapolis Regional Library and begin work on the design phase of that project.
- Design and construct new service points for the Severna Park Community Library that will enhance staffing efficiency, combine Information and Circulation service desks and provide more displays for popular library materials.
- Purchase and implement a modern PC-based system that will include new point of sale cash registers that integrate with the automated circulation system, and allow for customers to pay fines online and at branch kiosks.

Personnel Summary

The Library Board has 252 positions authorized and also employs a cadre of part-time staff.

Public Libraries

Performance Measures and Condition Assessment

Growing population - The County population grew nearly 10 percent between 2000 and 2010, with the largest growth coming in the western part of the County. In anticipation of the Defense Base Realignment and Closure (BRAC), which is driving the influx to the Western region, AACPL opened the West County Area Library in 2004.

School Readiness – According to the 2012-'13 Maryland School Readiness Report, "82% of children in Anne Arundel County entering kindergarten in school year 2012-2013 are fully school-ready, up from 49% in 2001-2002." AACPL will support the continuation of this upswing by working with parent's, caregivers, extended family, Head Start programs and other agencies that are invested in the success of young children.

Educational Level - Anne Arundel County ranks third in the State in terms of percentage of the population who have earned a Bachelor's Degree or higher, at 35.3 percent. Adults with advanced degrees and their families can be expected to make greater use of Library resources.

Proliferation of Technology - Customers expect the Library to keep pace with the technology explosion, but in older buildings, books compete for space with equipment that didn't exist when those facilities were built. Web access to the Library's resources and services continues to increase significantly, creating additional challenges. The Library will need to make significant investments in technology to continue to provide the service our patrons want and need.

FY2015 Approved Budget

	FY12 Actual	FY13 Actual	FY14 Estimated	FY2015 Projected
Customer Visits	2,594,997	2,535,519	2,600,000	2,800,000
Active Borrowers	244,878	282,018	295,000	310,000
Circulation	4,705,103	4,661,600	4,850,000	5,000,000

Budget Highlights and Commentary

- Personal Services includes salary and benefits for the Library's merit system staff as well as part-time seasonal staff. The budget provides sufficient appropriation to (1) provide a 3% compensation increase for FY15 and (2) provide for expanded hours for a full year as noted under the objectives.
- Supplies and Materials includes \$3 million for Library materials. The remaining funds in this category pay for routine office and building supplies for the 15 branches and headquarters.
- Capital Outlay includes additional funds for display furniture and children's furniture.

Comparative Statement of Expenditures

General Classification of Expenditure	Actuals FY2013	Original FY2014	Estimate FY2014	Approved FY2015	Inc (Dec) From Orig
Character					
Public Libraries	18,809,220	20,215,000	20,204,600	22,404,900	2,189,900
Total by Character	18,809,220	20,215,000	20,204,600	22,404,900	2,189,900
Object					
Personal Services	14,175,579	15,257,900	15,242,600	17,425,100	2,167,200
Contractual Services	1,078,978	1,094,100	1,109,500	1,193,500	99,400
Supplies & Materials	3,299,308	3,298,900	3,288,400	3,304,900	6,000
Business & Travel	79,240	89,100	89,100	138,900	49,800
Capital Outlay	176,116	475,000	475,000	342,500	(132,500)
Total by Object	18,809,220	20,215,000	20,204,600	22,404,900	2,189,900
All Funds Budget Revenues					
General Fund	16,002,800	16,558,700	16,558,700	18,584,000	2,025,300
State Aid	2,113,638	2,113,600	2,113,600	2,100,600	(13,000)
Laurel Race Trk	-	-	-	60,000	60,000
VLT Impact Aid Revenue	-	500,000	500,000	500,000	
Fees, Fines Collections	859,475	903,000	862,600	851,000	(52,000)
Lib Fund Balance		139,700	139,700	309,300	169,600
Total	18,975,913	20,215,000	20,174,600	22,404,900	2,189,900

Mission Statement

The Office of Planning and Zoning (P&Z) is responsible for planning and managing the physical growth and development of the county. P&Z performs its planning responsibility by periodically reviewing and updating the General Development Plan and preparing functional master plans and small area plans. P&Z fulfills its growth management role by administering zoning, subdivision and environmental regulations. In partnership with Inspections and Permits, the Office continues to modify and improve the Permit Information Processing System (PIPS) and Subdivision Tracking System (STS) to accommodate changes due to revised and updated subdivision and development regulations.

Major Accomplishments

- Obtained Critical Area Commission approval of the County's Critical Area regulations.
- Implemented new development review procedures with reduction in time frames from 45 to 30 days.
- Prepared solar energy legislation, adopted by Council.
- Completed work on the County Executive's Transportation Commission.
- Completed Pedestrian-Bicycle Master Plan.
- Made available to the public through My Anne Arundel, new data, including zoning information.
- Developed GIS protocols for future updates of the Sewer-Water Master Plan.
- Received approval from the Maryland Department of Planning for the County's Growth Tiers map.
- Received approval from the Maryland Department of Housing and Community Development for Sustainable Communities in Brooklyn Park and Glen Burnie.

- Establishment of Designated Places for Anne Arundel County in accordance with the state's PlanMaryland requirements.
- Completed a comprehensive update of the County Inventory of Historic Places, and updated our data base with the information.

Key Objectives

- Implement new traffic study guidelines to integrate computer modeling of traffic forecasts.
- Implement any recommendations from the Commission on Excellence process.
- Work with other agencies to establish a comprehensive digital document management and plan review program.
- Provide Critical Area mapping information online.
- Completion of the Transportation Functional Master Plan.
- Revision to the Zoning Code (Article 18) to address issues related to non-conforming uses.
- Revision to the Zoning Code to address issues related to signage.
- Update the Odenton Town Center Master Plan.
- Prepare legislation to update and improve the Commercial Revitalization program.
- Research viable incentive programs that will enhance preservation of the County's cultural resources.

Comparative Statement of Expenditures

General Classifications of Expenditure	Actual FY2013	Original FY2014	Estimate FY2014	Budget FY2015	Inc (Dec) from Orig.
Fund					
General Fund	7,489,477	8,058,500	7,767,700	8,440,200	381,700
Grant Fund-Planning & Zoning	733,140	730,400	688,900	1,249,100	518,700
Total by Fund	8,222,617	8,788,900	8,456,600	9,689,300	900,400
Character					
Administration	5,060,660	5,415,500	5,195,900	6,240,300	824,800
Development	3,161,957	3,373,400	3,260,700	3,449,000	75,600
Total by Character	8,222,617	8,788,900	8,456,600	9,689,300	900,400
Object					
Personal Services	6,619,678	7,066,200	6,897,700	7,433,700	367,500
Contractual Services	470,547	542,700	419,200	495,200	(47,500)
Supplies & Materials	43,919	52,500	47,600	52,500	0
Business & Travel	3,164	4,900	4,000	4,900	0
Capital Outlay	0	400	600	11,400	11,000
Grants, Contributions & Other	1,085,310	1,122,200	1,087,500	1,691,600	569,400
Total by Object	8,222,617	8,788,900	8,456,600	9,689,300	900,400

Office of Planning and Zoning

FY2015 Approved Budget

Summary of Budgeted Positions in County Classified Service

Category	Auth FY2013	Approved FY2014	Adjusted FY2014	Budget FY2015	Inc (Dec) from Orig.
Fund					
General Fund	71	72	72	71	(1)
Total by Fund	71	72	72	71	(1)
Character					
Administration	37.00	37.00	37.00	37.00	0.00
Development	34.00	35.00	35.00	34.00	(1.00)
Total-Character	71.00	72.00	72.00	71.00	(1.00)
Barg Unit					
Labor/Maintenance	1.00	1.00	1.00	1.00	0.00
Non-Represented	54.00	55.00	55.00	55.00	0.00
Office Support	16.00	16.00	16.00	15.00	(1.00)
Total-Barg Unit	71.00	72.00	72.00	71.00	(1.00)

- In addition to the above positions, the Department contains a Planning & Zoning Officer and an Administrative Secretary that are exempt from the County Classified service.
- One (1) Planning Technician II position is moved to the Department of Inspections and Permits.
- A listing of all positions, by department and by job title, is provided at the end of this section.

Performance Measures

Measure	Actual FY2012	Actual FY2013	Estimate FY2014	Estimate FY2015
<u>Administration</u>				
Site Development Reviews	215	216	220	220
Volunteer hours - Archeology	2,974	3,359	3,000	3,000
Zoning Cases	303	297	314	320
<u>Development</u>				
Building & Grading Permits	4,000	3,191	3,100	3,300
Subdivision - Commrc/Industrl	100	85	80	90
Subdivision - Residential	150	116	150	130
Subdivision Fees (\$)	\$615,050	\$480,450	\$550,000	\$550,000

**Office of Planning and Zoning
Administration**

FY2015 Approved Budget

Program Statement

The Planning Division provides management control, administration and program direction for the Planning and Zoning Department.

Zoning Division – responsible for the processing, review, and presentation of zoning applications. Other duties include the research and writing of administrative decisions, the registration of nonconforming uses and the review of zoning certificates of use. Zoning also serves to answer all public inquiries regarding zoning regulations, including telephone inquiries, zoning verification letters, and walk-in customers.

Long Range Planning Division – responsible for updating and revising the County’s General Development Plan. The GDP guides the future growth and development in the County and recommends goals and policies to protect and enhance its natural and cultural resources.

Research & GIS Division – responsible for providing demographic, geographic, and economic information through the collection, maintenance, and analysis of county data. The Division provides Geographic Information System (GIS) services to the Department, other governmental agencies and the public.

Transportation Division – responsible for the coordination of transportation system planning efforts throughout the County. The program consists of identification and prioritization of near term and long-range surface transportation projects, including highway, transit and non-motorized (bicycle and pedestrian) projects.

Cultural Resources – responsible for the review of all development activities that potentially affect archaeological sites, historic structures, cemeteries and scenic and historic roads. The Division also coordinates preservation projects to maintain cultural resources in the County.

Budget Summary

General Class of Expenditure	Actual FY2013	Original FY2014	Estimate FY2014	Budget FY2015	Inc (Dec) from Orig.
Fund					
General Fund	4,327,519	4,685,100	4,507,000	4,991,200	306,100
Grant Fund-Plannin	733,140	730,400	688,900	1,249,100	518,700
Total by Fund	5,060,660	5,415,500	5,195,900	6,240,300	824,800
Object					
Personal Services	3,457,720	3,692,800	3,637,000	3,984,700	291,900
Contractual Services	470,547	542,700	419,200	495,200	(47,500)
Supplies & Materials	43,919	52,500	47,600	52,500	0
Business & Travel	3,164	4,900	4,000	4,900	0
Capital Outlay	0	400	600	11,400	11,000
Grants, Contribution	1,085,310	1,122,200	1,087,500	1,691,600	569,400
Total by Object	5,060,660	5,415,500	5,195,900	6,240,300	824,800

- The increase in Personal Services is attributable to Countywide increases to the pay package.
- The decrease in Contractual Services is in Grant Funds.
- FY2015 Capital Outlay includes the replacement cost of a Plotter/Printer in the GIS & Research section.
- Grants, Contribution and Other represents both County funds and grant funds that are passed through to provide public transit services. The County contribution to two transportation vendors is: \$135,000 - Annapolis Transit and \$602,500 - Central Maryland Regional Transit. Also, \$130,000 funds the Baltimore Metropolitan Council and \$62,500 is the General fund contribution to the Grant Fund to meet County matching requirements in grants the Department receives. FY2015 also includes an anticipated MTA large urban transportation grant of \$593,900.

**Office of Planning and Zoning
Development**

FY2015 Approved Budget

Program Statement

The Development Division is responsible for the review and approval of all commercial and residential subdivisions, grading permits, Board of Education projects, Capital Projects, and major projects that support economic development. Additionally, the Development Division is responsible for the review, tracking and decision on all waivers to the subdivision regulations, as well as waivers for permits being reviewed.

This Division consists of four (4) review teams:

Two geographic teams (North and South) made up of planners, engineers and clerical staff that review residential and commercial projects;

A regional review team made up of planners, engineers and clerical staff that review priority commercial and economic development projects;

A Critical Area Team which concentrates on strict enforcement and consistent interpretation of existing Critical Area regulations.

Budget Summary

General Class of Expenditure	Actual FY2013	Original FY2014	Estimate FY2014	Budget FY2015	Inc (Dec) from Orig.
Fund					
General Fund	3,161,957	3,373,400	3,260,700	3,449,000	75,600
Total by Fund	3,161,957	3,373,400	3,260,700	3,449,000	75,600
Object					
Personal Services	3,161,957	3,373,400	3,260,700	3,449,000	75,600
Total by Object	3,161,957	3,373,400	3,260,700	3,449,000	75,600

- The increase in Personal Services is attributable to Countywide increases to the pay package.

**Office of Planning and Zoning
General Fund**

FY2015 Approved Budget

Personnel Summary - Positions in the County Classified Service

Job Code - Title	Plan	Grade	FY2013 Approved	FY2014 Request	FY2014 Approved	FY2014 Adjusted	FY2015 Budget	Variance
0212 Office Support Assistant II	OS	4	3	3	3	3	3	0
0222 Secretary II	OS	4	5	5	5	5	5	0
0223 Secretary III	OS	6	2	2	2	2	2	0
0242 Management Assistant II	NR	17	1	1	1	1	1	0
0264 Program Manager	NR	19	1	1	1	1	1	0
0872 GIS Technician	NR	11	1	1	1	1	1	0
0873 GIS Specialist	NR	15	3	3	3	3	3	0
0901 Planning Technician I	OS	7	1	1	1	1	1	0
0902 Planning Technician II	OS	9	5	5	5	5	4	-1
0911 Planner I	NR	15	2	2	2	2	2	0
0912 Planner II	NR	17	15	15	15	15	15	0
0913 Planner III	NR	18	7	8	8	8	8	0
0914 Senior Planner	NR	19	5	4	4	4	4	0
0921 Planning Administrator	NR	21	7	8	8	8	8	0
1181 Assistant Plan & Zoning Officer	NR	22	2	2	2	2	2	0
2312 Traffic Analyst II	LM	12	1	1	1	1	1	0
2342 Engineer II	NR	17	2	2	2	2	2	0
2343 Engineer III	NR	18	6	6	6	6	6	0
2344 Senior Engineer	NR	19	1	1	1	1	1	0
2345 Engineer Manager	NR	21	1	1	1	1	1	0
Fund Summary			71	72	72	72	71	-1
Department Summary			71	72	72	72	71	-1

**Office of Planning and Zoning
General Fund**

FY2015 Approved Budget

Personnel Summary - Positions Exempt from the County Classified Service

Job Code - Title	Plan	Grade	FY2013 Approved	FY2014 Request	FY2014 Approved	FY2014 Adjusted	FY2015 Budget	Variance
0131 Planning & Zoning Officer	E	7	1	1	1	1	1	0
0200 Admin Secty To Dpt/Agency Head	E	1	1	1	1	1	1	0
Fund Summary			2	2	2	2	2	0
Department Summary			2	2	2	2	2	0

Mission Statement

The mission of the Department of Inspections and Permits is to protect public health, safety, the shared natural and built environment, and the general welfare of Anne Arundel County citizens through the issuance of permits, through the application of law and appropriate building codes, and through prompt and fair inspection and enforcement services. The Department is dedicated to demonstrating consistently high levels of customer service and implementing innovative approaches to permit and inspection services.

Major Accomplishments

- The Permit Application Center underwent extensive renovations to focus on creating an office that is well-suited to support customer service and efficiency. Features of this renovation include improving the quality of user spaces to provide privacy to the customers, minimizing wait times and consolidating permitting activities into more efficient and effective groupings. This fiscally sensitive redesign was accomplished through the use of repurposed systems furniture and an in-house architect.
- With the improving economy and completed renovations to the PAC, the Trades Desk was reinstated to provide efficient service to contractors conducting business within Anne Arundel County.
- Forestry Section was able to identify three (3) separate environmentally valuable parcels in the Southern County for purchase utilizing fee-in-lieu forestation funds. Transfer of funds has been approved by the County Council and Administration. Appraisals have been completed; environmental assessments, and purchase negotiations are ongoing through the Department of Public Works/Right of Way Division.
- Implementation of the Inspections and Permits portion of the Watershed Protection and Restoration Program to include hiring of applicable personnel and renovation of existing office space. The WPRP enables Anne Arundel County to fulfill obligations associated with the NPDES/MS4 permit to include triennial

inspections of stormwater management facilities as well as investigation and elimination of illicit discharges.

- Certification of all first line supervisors within the Inspection Services division for Incident Command Structure (ICS 100, 200, 700).
- The department travelled over 500,000 miles conducting inspections without suffering a loss of time accident.
- Participated in the International code Council's 2015 Code Development Hearings and the ICC's Green Code Development Process.

Key Objectives

- Utilization of the G.I.S. mapping layers of the Urban Canopy Tree Assessment project which previously identified overall existing tree cover patterns in the County and classifying contiguous environmentally sensitive areas for conservation efforts utilizing forestation fee-in-lieu funds in accordance with State and County legislative mandates.
- Continue implementation of the I&P portion of the Watershed Protection and Restoration Program. This will include hiring of the remaining inspectors (dependent upon DPW projects).
- Continue ICS training (ICS 100, 200, 700) for all managers and supervisors.
- Work with AACC to develop and implement a customer service training program for all Inspection and Permit personnel.
- Improve the current ISO rating for the department by instituting regular training and certification of inspectors.
- Implementation of a Queue Management System and self-service kiosks to improve customer service and minimize waiting times.

Comparative Statement of Expenditures

General Classifications of Expenditure	Actual FY2013	Original FY2014	Estimate FY2014	Budget FY2015	Inc (Dec) from Orig.
Fund					
General Fund	10,908,146	10,913,100	10,726,600	11,490,700	577,600
Watershed Protection & Restor	0	1,001,000	967,200	1,302,000	301,000
Reforestation Fund	573,739	3,731,200	3,709,200	3,732,100	900
Total by Fund	11,481,886	15,645,300	15,403,000	16,524,800	879,500
Character					
Permits Application	2,325,383	2,675,600	2,474,000	2,778,400	102,800
Inspection Services	9,156,503	12,969,700	12,929,000	13,746,400	776,700
Total by Character	11,481,886	15,645,300	15,403,000	16,524,800	879,500
Object					
Personal Services	10,538,248	11,324,900	11,106,400	12,166,200	841,300
Contractual Services	797,704	4,012,900	3,999,100	4,051,200	38,300
Supplies & Materials	138,483	152,700	152,700	154,400	1,700
Business & Travel	7,451	22,100	22,300	45,000	22,900
Capital Outlay	0	132,700	122,500	108,000	(24,700)
Total by Object	11,481,886	15,645,300	15,403,000	16,524,800	879,500

Department of Inspections and Permits

FY2015 Approved Budget

Summary of Budgeted Positions in County Classified Service

Category	Auth FY2013	Approved FY2014	Adjusted FY2014	Budget FY2015	Inc (Dec) from Orig.
Fund					
General Fund	117	119	119	120	1
Watershed Protectio	0	9	9	9	0
Reforestation Fund	4	5	5	5	0
Total by Fund	121	133	133	134	1
Character					
Permits Application	33.00	36.00	36.00	37.00	1.00
Inspection Services	88.00	97.00	97.00	97.00	0.00
Total-Character	121.00	133.00	133.00	134.00	1.00
Barg Unit					
Labor/Maintenance	50.00	56.00	56.00	56.00	0.00
Non-Represented	36.00	41.00	41.00	41.00	0.00
Office Support	35.00	36.00	36.00	37.00	1.00
Total-Barg Unit	121.00	133.00	133.00	134.00	1.00

- In addition to the above positions, the Department contains a Director of Inspections & Permits and Administrative Secretary that are exempt from the County Classified service.
- Soil Conservation contains:
1 Soil Conservation District Secretary (WPRF); 1 Soil Conservation Office Manager; 4 Soil Conservation Specialist (1 in WPRF); 2 Sr Soil Conservation Specialist; 1 Soil Conservation District Manager
- 1 Planning Technician II position is moved from the Office of Planning and Zoning to this Department.

Performance Measures

Measure	Actual FY2012	Actual FY2013	Estimate FY2014	Estimate FY2015
<u>Permits Application</u>				
Building Permits	10,588	8,885	8,900	9,434
Electrical Permits	11,707	13,210	13,000	13,780
Grading Permits	355	385	400	424
Mechanical Permits	6,449	6,520	7,000	7,420
Plumbing Permits	10,256	11,765	11,500	12,190
Tank Permits	489	487	450	477
Water/Sewer Permits	1,153	1,457	1,500	1,590
<u>Inspection Services</u>				
Building Inspections	18,909	21,005	23,766	25,429
Electrical Inspections	18,037	22,117	24,825	26,562
Combination Inspections	27,736	36,252	38,127	40,795
Plumbing/Mechanical Inspections	30,271	36,373	40,575	43,415
Grading Inspections	16,358	15,123	16,000	16,000
Infrastructure Inspections	15,709	11,106	14,000	14,000
Building Violations	3,426	3,942	4,460	4,772
Combination Violations	4,511	6,448	6,781	7,256
Plumbing/Mechanical Violations	3,932	6,600	7,362	7,877
Electrical Violations	2,887	5,227	5,866	6,277
Complaint Investigations	999	649	694	743

Department of Inspections and Permits

FY2015 Approved Budget

Permits Application

Program Statement

The Permit Application Division provides management control, administration and program direction for all divisions within the Permit Application Center (PAC).

Permit Issuance – responsible for processing various construction permit applications. This staff operates at the Heritage Complex in Annapolis. This work program acts as custodian of permit records and distributes permit information to local utilities, state agencies and interested property owners.

Technical Services – responsible for permit applications for building and fire codes, sprinkler systems, and fire alarms and smoke detection as well as commercial hood and duct plans.

Licensing – responsible for receiving, reviewing, issuing and inspecting all license applications required by County Code. This section provides staff and office support to six appointed advisory boards and commissions. They also plan and direct all enforcement activities, which include inspections, violation notices, court proceedings and Board of Appeals hearings and fines.

Subdivision & Agreements – responsible for review of all residential building permits for public works, grading and utility issues. This section also issues all grading permits, processes private storm water management agreements and prepares and executes utility and public development agreements.

Budget Summary

General Class of Expenditure	Actual FY2013	Original FY2014	Estimate FY2014	Budget FY2015	Inc (Dec) from Orig.
Fund					
General Fund	2,325,383	2,675,600	2,474,000	2,778,400	102,800
Total by Fund	2,325,383	2,675,600	2,474,000	2,778,400	102,800
Object					
Personal Services	2,252,143	2,580,200	2,378,700	2,689,600	109,400
Contractual Services	10,321	28,800	28,800	29,200	400
Supplies & Materials	61,619	61,700	61,700	54,700	(7,000)
Business & Travel	1,299	4,900	4,800	4,900	0
Capital Outlay	0	0	0	0	0
Total by Object	2,325,383	2,675,600	2,474,000	2,778,400	102,800

- The increase in Personal Services is attributable to Countywide increases to the pay package.
- Contractual services covers vehicle replacement and operating payments, as well as services to scan documents.
- Supplies and Materials are funds for routine office supplies and photocopying. The slight decrease is attributable to decreased commercial printing.

Inspection Services

Program Statement

The Inspection Services Division provides management control, administration and program direction for the Inspection Services, Zoning Enforcement and Infrastructure and Environmental Programs. Funding for the Soil Conservation District grant is included in this program as well.

Inspection Services – responsible for conducting periodic and required inspections to verify compliance with all adopted building, plumbing, mechanical, electrical, state handicapped, flood plain and energy codes and all other related codes and standards that are administered through the permit process. Enforcement activities include visual inspections of all construction operations, civil fines, informal violations or correction requirements.

Zoning Enforcement – responsible for conducting inspections to enforce Anne Arundel County’s Zoning Ordinance.

Infrastructure and Environmental Programs – responsible for the uniform inspections of active construction sites to assure conformance to approved plans, standards and specification; enforcement of the Critical Area program, floodplains, sediment control and storm water management. This division is also responsible for investigating and resolving complaints, violations and other infractions of applicable construction and environmental legislation associated with permitted and non-permitted construction and development activities.

Soil Conservation District – (SCD) was organized in 1946 and is one of 24 districts in Maryland. The district’s purpose is to provide for the conservation of soil and water resources as well as the prevention of soil erosion, both urban and agricultural.

Code Compliance – responsible for inspection and enforcement of non-permitted activities including land use, construction and environmental protection. Inspectors investigate reports of potential violations to determine if Code or permit violations exist.

Forestry – responsible for addressing requirements of the Critical Area Act and replacing areas of forest and woodland lost to development.

Budget Summary

General Class of Expenditure	Actual FY2013	Original FY2014	Estimate FY2014	Budget FY2015	Inc (Dec) from Orig.
Fund					
General Fund	8,582,764	8,237,500	8,252,600	8,712,300	474,800
Watershed Protectio	0	1,001,000	967,200	1,302,000	301,000
Reforestation Fund	573,739	3,731,200	3,709,200	3,732,100	900
Total by Fund	9,156,503	12,969,700	12,929,000	13,746,400	776,700
Object					
Personal Services	8,286,105	8,744,700	8,727,700	9,476,600	731,900
Contractual Services	787,383	3,984,100	3,970,300	4,022,000	37,900
Supplies & Materials	76,863	91,000	91,000	99,700	8,700
Business & Travel	6,152	17,200	17,500	40,100	22,900
Capital Outlay	0	132,700	122,500	108,000	(24,700)
Total by Object	9,156,503	12,969,700	12,929,000	13,746,400	776,700

- The increase in Personal Services is attributable to Countywide increases to the pay package.
- Reforestation Fund staff are funded in this bureau and the total salary and benefit cost for them is \$385,000.
- Contractual Services consist of \$3,300,000 of management services related to Reforestation projects in the Reforestation Fund. The General Fund portion of Contractual Service covers \$82,000 in telecommunications costs with the balance mostly covering the vehicle operating and replacement payments at \$495,000.
- Business and Travel increased due to \$22,900 one-time funding for customer service training.
- Capital Outlay decreased due to the decrease in funding in the initial purchase of vehicles for new Inspectors in WPRF.

**Department of Inspections and Permits
General Fund**

FY2015 Approved Budget

Personnel Summary - Positions in the County Classified Service

Job Code - Title	Plan	Grade	FY2013 Approved	FY2014 Request	FY2014 Approved	FY2014 Adjusted	FY2015 Budget	Variance
0211 Office Support Assistant I	OS	2	4	4	4	4	4	0
0212 Office Support Assistant II	OS	4	7	7	7	7	7	0
0213 Office Support Specialist	OS	6	2	2	2	2	2	0
0222 Secretary II	OS	4	1	1	1	1	1	0
0223 Secretary III	OS	6	2	2	2	2	2	0
0224 Management Aide	NR	12	2	2	2	2	2	0
0241 Management Assistant I	NR	15	1	1	1	1	1	0
0245 Senior Management Assistant	NR	19	1	1	1	1	1	0
0264 Program Manager	NR	19	1	1	1	1	1	0
0902 Planning Technician II	OS	9	7	7	7	7	8	1
0917 Zoning Inspector	OS	12	6	6	6	6	6	0
0919 Zoning Inspection Supervisor	NR	18	1	1	1	1	1	0
1103 Residential Permit Coordinator	NR	17	1	1	1	1	1	0
1104 Commercial Permit Coordinator	NR	19	1	1	1	1	1	0
1108 Permits Processor I	OS	6	5	6	6	6	6	0
1114 License Inspector	LM	9	2	2	2	2	2	0
1116 Combination Inspector	NR	16	5	5	5	5	5	0
1118 Combination Inspections Suprvr	NR	18	1	1	1	1	1	0
1120 Construction Code Inspector	LM	12	19	20	20	20	20	0
1123 Chief, Building Inspection	NR	19	1	1	1	1	1	0
1132 Electrical Inspections Supervr	NR	17	1	1	1	1	1	0
1140 Code Enforce Administrator	NR	21	3	3	3	3	3	0
1141 Environmental Control Inspectr	LM	12	19	17	17	17	17	0
1142 Envirn Contrl Inspection Supvr	NR	17	3	3	3	3	3	0
1162 Plumbing Inspection Supervisor	NR	17	1	1	1	1	1	0
1167 Chief Of Licensing	NR	19	1	1	1	1	1	0
1169 Project Development Administra	NR	21	0	0	0	1	1	0
1169 Project Development Administrator	NR	21	0	1	1	0	0	0
1191 Asst Director Inspect & Permit	NR	22	2	2	2	2	2	0
2272 Construction Inspector	LM	12	10	10	10	10	10	0
2275 Construction Inspection Supvsr	NR	17	2	2	2	2	2	0
2342 Engineer II	NR	17	2	2	2	2	2	0
2343 Engineer III	NR	18	1	2	2	2	2	0
2344 Senior Engineer	NR	19	1	1	1	1	1	0

**Department of Inspections and Permits
General Fund**

FY2015 Approved Budget

Personnel Summary - Positions in the County Classified Service

Job Code - Title	Plan	Grade	FY2013 Approved	FY2014 Request	FY2014 Approved	FY2014 Adjusted	FY2015 Budget	Variance
2345 Engineer Manager	NR	21	1	1	1	1	1	0
Fund Summary			117	119	119	119	120	1

**Department of Inspections and Permits
Watershed Protection & Restor**

FY2015 Approved Budget

Personnel Summary - Positions in the County Classified Service

Job Code - Title	Plan	Grade	FY2013 Approved	FY2014 Request	FY2014 Approved	FY2014 Adjusted	FY2015 Budget	Variance
0241 Management Assistant I	NR	15	0	1	1	1	1	0
1141 Environmental Control Inspectr	LM	12	0	1	1	7	7	0
1142 Envirn Contrl Inspection Supvr	NR	17	0	0	0	1	1	0
2272 Construction Inspector	LM	12	0	6	6	0	0	0
2275 Construction Inspection Supvsr	NR	17	0	1	1	0	0	0
Fund Summary			0	9	9	9	9	0

**Department of Inspections and Permits
Reforestation Fund**

FY2015 Approved Budget

Personnel Summary - Positions in the County Classified Service

Job Code - Title	Plan	Grade	FY2013 Approved	FY2014 Request	FY2014 Approved	FY2014 Adjusted	FY2015 Budget	Variance
0213 Office Support Specialist	OS	6	1	1	1	1	1	0
0265 Program Specialist I	NR	15	1	2	2	2	2	0
0266 Program Specialist II	NR	17	1	1	1	1	1	0
0912 Planner II	NR	17	1	1	1	1	1	0
Fund Summary			4	5	5	5	5	0
Department Summary			121	133	133	133	134	1

**Department of Inspections and Permits
General Fund**

FY2015 Approved Budget

Personnel Summary - Positions Exempt from the County Classified Service

Job Code - Title	Plan	Grade	FY2013 Approved	FY2014 Request	FY2014 Approved	FY2014 Adjusted	FY2015 Budget	Variance
0132 Director Inspections & Permits	E	7	1	1	1	1	1	0
0200 Admin Secty To Dpt/Agency Head	E	1	1	1	1	1	1	0
8701 Soil Conservation Office Asst	ES	1	1	0	0	0	0	0
8703 Soil Conservation Office Mangr	ES	3	1	1	1	1	1	0
8704 Soil Conservation Specialist	ES	4	3	3	3	3	3	0
8705 Sr Soil Conservation Specialst	ES	5	2	2	2	2	2	0
8706 Soil Conservation District Mgr	ES	6	1	1	1	1	1	0
Fund Summary			10	9	9	9	9	0

**Department of Inspections and Permits
Watershed Protection & Restor**

FY2015 Approved Budget

Personnel Summary - Positions Exempt from the County Classified Service

Job Code - Title	Plan	Grade	FY2013 Approved	FY2014 Request	FY2014 Approved	FY2014 Adjusted	FY2015 Budget	Variance
8702 Soil Conservation District Secretary	ES	2	0	1	1	0	0	0
8702 Soil Conservation District Sec	ES	2	0	0	0	1	1	0
8704 Soil Conservation Specialist	ES	4	0	1	1	1	1	0
Fund Summary			0	2	2	2	2	0
Department Summary			10	11	11	11	11	0

Mission Statement

The mission of the Department of Public Works is to improve and maintain the quality of life for Anne Arundel County residents and businesses by providing essential public services like safe drinking water; enhanced wastewater treatment; efficient trash collection, recycling, and waste disposal; a safe, efficient, and well-run road and bridge network; and innovative environmental restoration projects. Through its dedicated employees and wise use of technology, the Department strives to plan, design, build, operate, and maintain public infrastructure to improve our quality of life and preserve our natural resources in a fiscally prudent manner.

Major Accomplishments

- Extended the life of the Millersville Landfill by recycling 145,301 tons of material, using a private facility for disposal of 121,892 tons of trash outside of Anne Arundel County, and landfilling 69,606 tons of solid waste at the Millersville Landfill.
- Increased the residential curbside recycling rate to 44% toward our goal of 50%.
- Adopted the 10-Year Solid Waste Management Plan.
- Received the EPA Project of the Year award for the Millersville Landfill Gas-to-Electricity Facility, and over \$1M from the sale of electricity.
- Upgraded / installed 240 street lights for improved security in coordination with Police Department.
- Completed 60 miles of road rehabilitation, 80,000 linear feet of curb and gutter replacement, and 300,000 square feet of sidewalk replacement in FY14 (estimated).
- Completed second year of LED Conversion Program. Approximately 245 mercury vapor luminaires are being converted to light emitting diode (LED) fixtures. This will eliminate a hazardous waste problem and reduce ongoing energy and maintenance costs.
- Completed congestion relief improvements at the intersection of MD 468 and MD 214.
- Completed water system expansion in Odenton Town Center (OTC) and sewer system expansion will be done in 2014. Together utility

upgrades provide water and sewer capacity needs to support the OTC Master Plan growth and development.

- Utilities staff won American Waterworks Association 2013 Top Ops Award and will represent the Chesapeake Section at the National Top Ops Competition in Summer 2014.
- Received National Association of Clean Water Agencies (NACWA) Platinum Awards at Annapolis, Broadneck, and Broadwater water reclamation facilities.
- Implemented program and system of fees to support compliance with State and Federal stormwater discharge permits.

Key Objectives

- Implement scheduled sign replacement program to comply with State requirements for sign visibility.
- Continue successful implementation of Watershed Protection and Restoration Fund.
- Continue implementation of Forest Drive Automated Control System Project to improve traffic flow along the Forest Drive corridor.
- Complete the distribution of 65-gallon recycling carts by September 2014.
- Begin construction of the first subcell in the Cell 9 disposal area at the Millersville Landfill and continue with preparations for Cell 8 closure.
- Completed Enhanced Nutrient Removal (ENR) upgrades at Annapolis, Broadwater, Patuxent, and Maryland City Water Reclamation Facilities will be in service, providing a higher quality effluent with reduced nutrient loading to the bay.
- Plant expansion projects at Maryland City and Patuxent Water Reclamation Facilities will be under construction.
- Opening of new Eastern District Police Station.

Comparative Statement of Expenditures

General Classifications of Expenditure	Actual FY2013	Original FY2014	Estimate FY2014	Budget FY2015	Inc (Dec) from Orig.
Fund					
General Fund	36,325,759	31,490,300	38,144,500	33,221,600	1,731,300
Developer Street Light Fund	958,858	1,000,000	271,200	0	(1,000,000)
Piney Orchard WWS Fund	967,792	1,000,000	1,000,000	1,300,000	300,000
Water & Wstwtr Operating Fund	92,435,494	93,054,700	91,752,100	88,142,000	(4,912,700)
Water & Wstwtr Sinking Fund	39,962,344	43,759,400	46,458,900	54,503,100	10,743,700
Waste Collection Fund	48,919,286	53,539,000	52,637,700	54,577,900	1,038,900
Solid Waste Assurance Fund	941,000	0	0	0	0
Watershed Protection & Restor	0	11,004,500	8,440,900	15,744,700	4,740,200
Total by Fund	220,510,534	234,847,900	238,705,300	247,489,300	12,641,400
Character					
Director's Office	448,788	469,600	489,800	496,400	26,800
Bureau of Engineering	8,003,662	7,922,500	7,889,100	9,108,200	1,185,700
Bureau of Highways	27,873,308	29,128,300	36,114,200	32,106,200	2,977,900
Water & Wstwtr Operations	78,908,095	76,732,000	75,338,600	70,569,100	(6,162,900)
Water & Wstwtr Finance & Admi	13,527,399	14,207,600	14,264,100	15,264,900	1,057,300
Water & Wstwtr Debt Service	39,962,344	43,759,400	46,458,900	54,503,100	10,743,700
Other DPW Funds	1,926,651	2,000,000	1,271,200	1,300,000	(700,000)
Waste Mgmt. Services	49,860,286	53,539,000	52,637,700	54,577,900	1,038,900
Watershed Protection & Restor	0	7,089,500	4,241,700	9,563,500	2,474,000
Total by Character	220,510,534	234,847,900	238,705,300	247,489,300	12,641,400
Object					
Personal Services	55,486,620	59,240,000	59,847,400	64,804,800	5,564,800
Contractual Services	73,038,700	82,258,200	81,846,600	82,964,900	706,700
Supplies & Materials	10,494,536	10,710,200	12,684,200	11,380,200	670,000
Business & Travel	190,524	245,500	221,100	269,100	23,600
Capital Outlay	3,329,271	4,189,000	4,207,700	5,713,900	1,524,900
Debt Service	42,799,021	46,905,500	49,387,200	52,734,400	5,828,900
Grants, Contributions & Other	35,171,863	31,299,500	30,511,100	29,622,000	(1,677,500)
Total by Object	220,510,534	234,847,900	238,705,300	247,489,300	12,641,400

Department of Public Works

FY2015 Approved Budget

Summary of Budgeted Positions in County Classified Service

Category	Auth FY2013	Approved FY2014	Adjusted FY2014	Budget FY2015	Inc (Dec) from Orig.
Fund					
General Fund	268	241	241	241	0
Water & Wstwtr Op	350	376	376	378	2
Waste Collection Fu	88	88	88	90	2
Watershed Protectio	0	55	55	54	(1)
Total by Fund	706	760	760	763	3
Character					
Director's Office	1.00	1.00	1.00	1.00	0.00
Bureau of Engineeri	80.00	86.00	86.00	86.00	0.00
Bureau of Highways	187.00	203.00	203.00	202.00	(1.00)
Water & Wstwtr Op	330.00	337.00	336.00	337.00	1.00
Water & Wstwtr Fin	20.00	20.00	21.00	22.00	1.00
Waste Mgmt. Servic	88.00	88.00	88.00	90.00	2.00
Watershed Protectio	0.00	25.00	25.00	25.00	0.00
Total-Character	706.00	760.00	760.00	763.00	3.00
Barg Unit					
Labor/Maintenance	451.00	465.00	465.00	466.00	1.00
Non-Represented	205.00	244.00	244.00	247.00	3.00
Office Support	50.00	51.00	51.00	50.00	(1.00)
Total-Barg Unit	706.00	760.00	760.00	763.00	3.00

Performance Measures

Measure	Actual FY2012	Actual FY2013	Estimate FY2014	Estimate FY2015
<u>Bureau of Highways</u>				
Customer requests (roads)	8,541	8,023	8,500	9,000
Miles of roadway (centerline)	1,783	1,790	1,820	1,830
Right of way permits (individual)	1,806	2,358	2,200	2,200
Right of way permits (maintenanc	14,800	13,292	15,000	15,000
Signals - routine & emergency call	1,103	1,125	1,150	1,300
<u>Water & Wstwtr Operations</u>				
Calls received to dispatch unit (uti	64,000	62,500	62,900	63,500
Preventive Maint Work Orders (uti	7,474	6,741	6,798	7,000
Corrective Maint Work Orders (util	2,121	2,714	2,938	3,026
Millions of gallons of water produc	12,709	12,948	13,000	14,000
Millions of gallons of water purcha	678	522	506	400
Millions of gallons of wastewater t	11,826	11,569	11,600	11,700
<u>Waste Mgmt. Services</u>				
Customers at curbside	151,825	153,097	155,252	156,527
% trash of waste stream	60%	57%	55%	53%
Curbside recycling rate	40%	43%	45%	47%

- In addition to the positions in the Classified Service shown above, there are two exempt positions including the Director and an Administrative Secretary to the Department Head.
- Water & Wastewater Operating Fund added two (2) new positions.
- Waste Collection Fund added two (2) new positions.
- WPRF positions decreased by one (1) as three (3) Construction Inspector positions have been reclassified as two (2) Engineer III positions.

Department of Public Works

FY2015 Approved Budget

Director's Office

Program Statement

The Director's Office provides policy guidance and direction to the entire Public Works organization which includes the bureaus of Engineering, Highways, Water & Wastewater Operations, and Waste Management Services.

Budget Summary

General Class of Expenditure	Actual FY2013	Original FY2014	Estimate FY2014	Budget FY2015	Inc (Dec) from Orig.
Fund					
General Fund	448,788	469,600	489,800	496,400	26,800
Total by Fund	448,788	469,600	489,800	496,400	26,800
Object					
Personal Services	435,447	450,800	467,500	470,800	20,000
Contractual Services	6,098	7,700	10,900	14,200	6,500
Supplies & Materials	3,226	6,400	6,400	6,400	0
Business & Travel	4,018	4,700	5,000	5,000	300
Capital Outlay	0	0	0	0	0
Total by Object	448,788	469,600	489,800	496,400	26,800

- The increase in Personal Services is attributable to Countywide increases to the pay package.
- Increase in Contractual Services is attributable to vehicle operating and lease payments.

**Department of Public Works
Bureau of Engineering**

FY2015 Approved Budget

Program Statement

Capital Improvement Program – provides management of all the County’s capital projects including in-house and consultant engineering expertise.

Development Review – conducts water and sewer capacity analyses for proposed development as well as fire flow testing.

Administration – provides for operating budget preparation/monitoring, capital improvement program budget preparation, and all clerical/support activities.

Inspections – provides quality control for the Capital Improvement Program.

Right of Way – acquires real property essential for projects in the Capital Improvement Program as well as all other real property acquisition needs.

Survey – performs surveys of County properties, infrastructure and/or interests for all departments and agencies within the framework of county government.

Utilities Strategic Planning – engineering activities within the Planning Section that are attributed to water and sewer strategic planning.

Utility Mapping/GIS – creates and updates 40-scale operating maps, manages and deploys database sets necessary to support the DPW

Computer Infrastructure Management System (CIMS), the CountyView application, and water and sewer models.

Budget Summary

General Class of Expenditure	Actual FY2013	Original FY2014	Estimate FY2014	Budget FY2015	Inc (Dec) from Orig.
Fund					
General Fund	8,003,662	5,208,200	4,936,400	5,618,100	409,900
Water & Wstwtr Op	0	2,115,100	2,149,400	2,308,000	192,900
Watershed Protectio	0	599,200	803,300	1,182,100	582,900
Total by Fund	8,003,662	7,922,500	7,889,100	9,108,200	1,185,700
Object					
Personal Services	7,686,609	7,468,200	7,331,800	8,362,800	894,600
Contractual Services	178,548	245,900	301,000	444,700	198,800
Supplies & Materials	76,832	99,900	104,200	123,900	24,000
Business & Travel	9,728	24,200	26,800	30,000	5,800
Capital Outlay	51,944	84,300	125,300	146,800	62,500
Total by Object	8,003,662	7,922,500	7,889,100	9,108,200	1,185,700

- The increase in Personal Services is attributable to Countywide increases to the pay package.
- Increase in Contractual Services is attributable to \$100,000 General Fund funding for rebuilding GIS mapping web interface, \$70,000 increase in professional services in Water and Wastewater Operating fund and \$14,000 increase in WPRF communication services.
- The increase in Capital Outlay is due to the replacement of mission critical survey equipment in General fund and initial purchase of vehicles in the WPRF engineering section.

**Department of Public Works
Bureau of Highways**

FY2015 Approved Budget

Program Statement

Highway Administration – plans, designs, administers and provides budgetary oversight of all activities related to road and drainage maintenance within County rights of way, and all programs within the bureau.

Pavement Maintenance – manages the inventory, inspection and program development for maintenance of the County’s highway infrastructure. Performs, through management of both contractual and County forces, various patching, sealing, surfacing and road construction activities.

Roadside Maintenance – maintains drainage, safety, appearance, shoulders, mowing, trimming, cutting or removing vegetation to eliminate safety hazards and control impediments to visibility, road sweeping, and litter pickup. Also repairs and upgrades guardrail, concrete curb, and sidewalk.

Storm Water Maintenance – manages the inventory, inspection and program development for maintenance of the County’s storm drain/storm water infrastructure. Activities to include pipe cleaning and repair, machine cleaning drainage structures, and ditch cleaning by hand and machine.

Other Programs – manage snow and ice control operations, streetlights, County participation in State gypsy moth control, right of way management (space permit program), weeded lots, and work for others.

Support Services – performs regular maintenance and minor repairs, paints and services equipment, and maintains district buildings and grounds.

Traffic Engineering – provides technical analysis of the County’s road network, evaluating the need for new signals through traffic counts, and the resolution of neighborhood traffic control problems.

Traffic Maintenance – manufactures and installs all street name and traffic signs, and maintains all pavement markings and traffic signals.

Budget Summary

General Class of Expenditure	Actual FY2013	Original FY2014	Estimate FY2014	Budget FY2015	Inc (Dec) from Orig.
Fund					
General Fund	27,873,308	25,812,500	32,718,300	27,107,100	1,294,600
Watershed Protectio	0	3,315,800	3,395,900	4,999,100	1,683,300
Total by Fund	27,873,308	29,128,300	36,114,200	32,106,200	2,977,900
Object					
Personal Services	12,988,767	13,812,900	14,850,200	15,103,200	1,290,300
Contractual Services	12,317,431	12,505,800	16,795,800	13,029,300	523,500
Supplies & Materials	1,620,313	1,571,400	3,215,400	1,578,400	7,000
Business & Travel	10,370	25,700	18,100	27,800	2,100
Capital Outlay	936,428	1,212,500	1,234,700	2,367,500	1,155,000
Total by Object	27,873,308	29,128,300	36,114,200	32,106,200	2,977,900

- The increase in Personal Services is attributable to Countywide increases to the pay package and restores funding of positions in Highways section of the WPRF.
- Included in Contractual Services is \$6.2 million for electricity and other costs related to the operation and maintenance of streetlights. Also included is approximately \$2.6 million for the operation and replacement of the fleet, and approximately \$1.7 million for items such as permanent patch, storm drain design and repair, guardrails, permit inspections, masonry, as well as tree services and gypsy moth control.
- The Increase in Contractual Services is attributable to General Fund funding of \$200,000 for equipping highway vehicles with Automated Vehicle Location equipment and \$160,000 for tree services, as well as slight increase in the WPRF funding.
- The increase in Capital Outlay is due to \$250,000 additional funding for heavy equipment replacement in the General Fund and \$900,000 funding in the WPRF for the purchase of two vacuum rodder trucks.
- The considerable increase in the FY14 Estimate is due to approximately \$6 million of costs incurred for snow removal.

Department of Public Works
Water & Wstwtr Operations

FY2015 Approved Budget

Program Statement

Utility Operations Administration – manages the overall Bureau and plans, designs, and administers the various operational divisions.

Wastewater Operations Division – operates and maintains 7 water reclamation facilities, 252 sewage pumping stations, and the Bio-Solids Program.

Infrastructure Division – maintains 1,463 miles of sanitary sewer system infrastructure and 1,260 miles of water distribution system infrastructure, 1,000+ valves (sanitary sewer system) and more than 200,000 water/sewer service connections countywide.

Water Operations Division – operates and maintains 120 water production, distribution, and storage facilities throughout the entire county. This includes 12 water treatment plants, 4 self-contained wells, 55 production wells, 17 water booster pump stations, and 32 water storage tanks. This division also maintains 12,000+ water distribution valves and 13,000+ fire hydrants.

Technical Support Division – is comprised of several programs, including Meter Services, Line Location, SCADA (Supervisory Control and Data Acquisition) System Operations, which monitors the status of Bureau facilities within the county 24/7/365, Emergency Services, and the Bureau’s Dispatch/Control Center Operations.

Business Management – this division is comprised of the Safety Program, Security Program, and Pretreatment Program, which regulates more than 1,500 commercial and industrial dischargers into the County’s sanitary sewer system, Backflow Prevention Program, Technology Coordination Program, Regulatory Compliance Program, and the EXCEL/ Training Program.

Budget Summary

General Class of Expenditure	Actual FY2013	Original FY2014	Estimate FY2014	Budget FY2015	Inc (Dec) from Orig.
Fund					
Water & Wstwtr Op	78,908,095	76,732,000	75,338,600	70,569,100	(6,162,900)
Total by Fund	78,908,095	76,732,000	75,338,600	70,569,100	(6,162,900)
Object					
Personal Services	26,269,913	28,030,100	27,251,800	29,741,000	1,710,900
Contractual Services	23,164,777	26,949,700	26,039,100	27,218,800	269,100
Supplies & Materials	6,909,619	6,752,200	7,035,100	7,587,500	835,300
Business & Travel	133,806	160,900	141,900	176,800	15,900
Capital Outlay	1,282,418	1,276,100	1,231,100	1,248,400	(27,700)
Grants, Contribution	21,147,563	13,563,000	13,639,600	4,596,600	(8,966,400)
Total by Object	78,908,095	76,732,000	75,338,600	70,569,100	(6,162,900)

- The increase in Personal Services is attributable to Countywide increases to the pay package, decrease in turnover, and addition of two new positions.
- The bulk of the \$28 million in Contractual Services consists of items such as \$8.5 million in electricity, \$9.2 million in sludge disposal and \$2.3 million in vehicle related expenses. The increase is mainly attributable to the increase in sludge disposal.
- The increase in Supplies & Materials is due primarily to increased cost and volume of chemicals associated with water and wastewater treatment, and increased cost in equipment repair parts.
- The Grants and Contributions object includes contributions to the Capital Projects Fund of \$3.9 million (i.e., PayGo), and to the Self-Insurance Fund of \$717,000. Decrease is attributable for less PayGo funding in FY15.

Department of Public Works

FY2015 Approved Budget

Water & Wstwtr Finance & Admin

Program Statement

Financial Services – provides overall financial management of the department’s many activities including: budget preparation and administration, financial planning and reporting, fiscal analysis, allocation administration, utility front foot assessment calculations, petition administration and pretreatment billing/permitting, and grants administration.

Personnel – manages departmental administrative policy and procedures as well as administers all human resource related matters, including liaison with the County Office of Personnel. This program is the focal point for labor relations, conducting Step II grievance hearings and acting as a conduit for the department with Step III and Step IV grievance hearings.

Customer Service – deals with customer service issues at the department level and develops mechanisms to inform and educate the public about the department’s programs and services. The receptionist handles or directs all incoming calls to the switchboard, as well as greets and directs visitors to the department. Customer Relations staff handle review of requests for exception or adjustment to utility and landfill billing. The unit works with Engineering to ensure community outreach on capital projects. Also, the unit produces brochures, newsletters, notices, and utilizes the department web site to educate and inform the public.

Budget Summary

General Class of Expenditure	Actual FY2013	Original FY2014	Estimate FY2014	Budget FY2015	Inc (Dec) from Orig.
Fund					
Water & Wstwtr Op	13,527,399	14,207,600	14,264,100	15,264,900	1,057,300
Total by Fund	13,527,399	14,207,600	14,264,100	15,264,900	1,057,300
Object					
Personal Services	1,506,568	1,584,200	1,724,600	1,922,700	338,500
Contractual Services	3,438,841	3,023,100	3,446,400	2,960,200	(62,900)
Supplies & Materials	106,384	135,200	127,900	89,500	(45,700)
Business & Travel	2,292	9,600	2,400	4,200	(5,400)
Capital Outlay	143,315	70,500	92,800	143,300	72,800
Grants, Contribution	8,330,000	9,385,000	8,870,000	10,145,000	760,000
Total by Object	13,527,399	14,207,600	14,264,100	15,264,900	1,057,300

- The increase in Personal Services is attributable to Countywide increases to the pay package.
- In addition to consultant services to provide studies such as utility rates and capital facility rates, the largest part of Contractual Services is related to the purchase of approximately \$2.7 million of water and sewer services from other jurisdictions.
- The Grants and Contributions object includes the unanticipated needs account of \$515,000 plus the contribution to the General Fund of \$9.63 million (i.e., pro rata share). Estimated pro rata share increased by \$0.76 million due to increased expenditures and other factors used in cost allocation. The pro rata share calculation relies upon the annual cost allocation report prepared in conformance with OMB Circular A-87 by the Office of Finance each year.

Department of Public Works
Water & Wstwtr Debt Service

FY2015 Approved Budget

Program Statement

The Utility Debt Service Fund accounts for the accumulation of resources for, and the payment of, long-term debt principal and interest incurred for the construction of water and wastewater facilities. Debt is retired primarily through dedicated revenues from water and wastewater assessments and capital connection charges.

Budget Summary

General Class of Expenditure	Actual FY2013	Original FY2014	Estimate FY2014	Budget FY2015	Inc (Dec) from Orig.
Fund					
Water & Wstwtr Sin	39,962,344	43,759,400	46,458,900	54,503,100	10,743,700
Total by Fund	39,962,344	43,759,400	46,458,900	54,503,100	10,743,700
Object					
Contractual Services	0	0	0	0	0
Debt Service	39,432,344	43,229,400	45,928,900	48,313,300	5,083,900
Grants, Contribution	530,000	530,000	530,000	6,189,800	5,659,800
Total by Object	39,962,344	43,759,400	46,458,900	54,503,100	10,743,700

- The increase in Debt Service is attributable to the significantly increased level of capital activity in recent years combined with increased activity in the near term.
- The Grants/Contributions line reflects the contribution to the General Fund for its share of indirect expenses incurred on behalf of the Utility Debt Service Fund (i.e., pro rata share) and the appropriation of Bond Premium which was realized in prior bond sales.

Department of Public Works

FY2015 Approved Budget

Other DPW Funds

Program Statement

The Developer Streetlight Special Revenue Fund accounts for the installation of streetlights through developer contributions.

The Piney Orchard Wastewater Service Fund accounts for the allocation of net operating revenues between the developer who built and operates the Piney Orchard wastewater plant and the County Department of Public Works.

Budget Summary

General Class of Expenditure	Actual FY2013	Original FY2014	Estimate FY2014	Budget FY2015	Inc (Dec) from Orig.
Fund					
Developer Street Li	958,858	1,000,000	271,200	0	(1,000,000)
Piney Orchard WWS	967,792	1,000,000	1,000,000	1,300,000	300,000
Total by Fund	1,926,651	2,000,000	1,271,200	1,300,000	(700,000)
Object					
Personal Services	69,605	0	71,200	0	0
Contractual Services	1,857,046	2,000,000	1,200,000	1,300,000	(700,000)
Total by Object	1,926,651	2,000,000	1,271,200	1,300,000	(700,000)

- Developer Streetlight Fund - Developers pay for installation and any associated repair and electrical costs for a two-year period after which the fixture reverts to the County. Starting FY2015 developer street light fund activities will be handled in CIP.
- Piney Orchard WWS Fund - The County handles billings and collections for this fund and retains an administrative fee for the service.

Waste Mgmt. Services

Program Statement

Administration – executes the entire operating budget which includes all aspects of waste reduction, waste collection and disposal, marketing and recycling. Public facilities requiring operation and maintenance include: three recycling centers, two closed landfills, one active landfill and a landfill gas-to-electricity facility. Private facilities requiring contract oversight are a solid waste transfer station, two yard waste composting facilities and one recycling acceptance facility. Strategic plans and initiatives are developed to preserve valuable landfill disposal capacity and promote waste reduction, reuse, and recycling.

Alternative Disposal – captures the cost of transferring residential solid waste to an out-of-county disposal facility to prolong the life of the Millersville landfill.

Equipment Maintenance – maintains approximately 300 pieces of rolling and fixed stock valued at \$13 million, the majority of which is specialized for trash and recyclable material handling, transportation, recycling, or disposal.

Landfills – maintains the three County landfills: Glen Burnie Landfill which was closed in 1980; Sudley Landfill which was closed in 1993; Millersville Landfill which is the County’s active landfill. The program has five main responsibilities – receiving materials from customers, providing recycling and resource recovery opportunities, environmental monitoring, caring for closed landfills, and selling electricity produced using landfill gas.

Community Services – includes four main responsibilities:

- Bulk Metal Collection: curbside collection of appliances and other metal items.
- Community Cleanup: provides dumpsters in neighborhoods.
- Curbside Collection: administers day-to-day operations for curbside collection of residential recyclables, yard waste, and trash.
- Recycling Centers: provide three locations in Glen Burnie, Severn, and Deale, for County residents to bring their recyclables and trash.

Recycling and Waste Reduction – preserves valuable, finite landfill space and insures we exceed the state-mandated recycling rate, as well as meet a self-imposed residential recycling target of at least 50%.

Budget Summary

General Class of Expenditure	Actual FY2013	Original FY2014	Estimate FY2014	Budget FY2015	Inc (Dec) from Orig.
Fund					
Waste Collection Fu	48,919,286	53,539,000	52,637,700	54,577,900	1,038,900
Solid Waste Assuran	941,000	0	0	0	0
Total by Fund	49,860,286	53,539,000	52,637,700	54,577,900	1,038,900
Object					
Personal Services	6,529,712	6,695,300	6,912,700	7,300,200	604,900
Contractual Services	32,075,959	33,531,700	32,929,900	34,062,600	530,900
Supplies & Materials	1,778,162	2,090,900	2,141,900	1,887,600	(203,300)
Business & Travel	30,310	16,800	23,300	19,800	3,000
Capital Outlay	915,166	1,255,500	1,248,900	1,263,400	7,900
Debt Service	3,366,677	3,328,100	3,110,300	3,695,600	367,500
Grants, Contribution	5,164,300	6,620,700	6,270,700	6,348,700	(272,000)
Total by Object	49,860,286	53,539,000	52,637,700	54,577,900	1,038,900

- The increase in Personal Services is attributable to Countywide increases to the pay package and addition of two new positions.
- At \$24.6 million, curbside trash, yard waste and recycling collection is the majority of this budget’s Contractual Services. An additional \$5 million pays for solid waste diversion from disposal at the County landfill. The increase in Contractual Services is attributable to a waste diversion price increase and built-in increase in residential trash collection contracts.
- The decrease in Supplies & Materials is due to fewer 65 gallon recycling cart distributions in FY2015. This project is to be completed by the end of FY 2015.
- Grants and Contributions includes the unanticipated needs account of \$300,000, pro rata share contributions of \$2.57 million, contribution to Self Insurance Fund of \$266,400, Paygo contribution to Capital Projects of \$468,000 and a contribution to Solid Waste Assurance Fund (SWAF) of \$2.56 million.
- The decrease in the Grants and Contributions is attributable to a decreased contribution to the SWAF.

Watershed Protection and Restorati

Program Statement

This program supports compliance with the requirements of the County's National Pollutant Discharge Elimination System (NPDES) Municipal Separate Storm Sewer System (MS4) Permit, Chesapeake Bay Total Maximum Daily Load (TMDL) and local watershed Total Maximum Daily Load, as well as stormwater watershed implementation plans.

Administration and Finance – administers all aspects of the program and dedicated revenue fund. Develops and executes annual operating budget to support the program; tracks expenditures and revenues collected; maintains rate model to ensure fund balance and rate stabilization; administers Stormwater Fee credit, rebate and grant programs; investigates fee appeals; reviews and approves hardship requests, facilitates public education and outreach efforts in support of permit requirements.

Environmental Restoration Capital Improvement Program – provides management of the County’s capital improvement projects associated with stormwater including natural infrastructure stabilization and storm drain infrastructure rehabilitation to comply with MS-4 NPDES Permit which requires a 20 percent reduction in effective impervious area, and Watershed Implementation Plan which requires adherence to the Bay TMDL pollutant Diet.

MS-4 NPDES Permit Administration - administers all aspects of the County’s compliance with its regulatory obligations including: annual reporting to MDE; watershed condition assessments; stream assessments; illicit discharge detection; water quality monitoring; bio-monitoring; and oversight and coordination of other agency management programs such as the Stormwater Management Ordinance administered by the Office of Planning and Zoning and the Erosion and Sediment Control Program administered by Department of Inspections and Permits.

Modeling and Analysis – core resource for technical support associated with stormwater fee assessment and documentation of progress toward meeting TMDL and load and waste load allocations assigned to the County by the State. This section develops restoration plans that are executed through the CIP, maintains impervious area database, classifies billing accounts, and performs ERU calculations.

Budget Summary

General Class of Expenditure	Actual FY2013	Original FY2014	Estimate FY2014	Budget FY2015	Inc (Dec) from Orig.
Fund					
Watershed Protectio	0	7,089,500	4,241,700	9,563,500	2,474,000
Total by Fund	0	7,089,500	4,241,700	9,563,500	2,474,000
Object					
Personal Services	0	1,198,500	1,237,600	1,904,100	705,600
Contractual Services	0	3,994,300	1,123,500	3,935,100	(59,200)
Supplies & Materials	0	54,200	53,300	106,900	52,700
Business & Travel	0	3,600	3,600	5,500	1,900
Capital Outlay	0	290,100	274,900	544,500	254,400
Debt Service	0	348,000	348,000	725,500	377,500
Grants, Contribution	0	1,200,800	1,200,800	2,341,900	1,141,100
Total by Object	0	7,089,500	4,241,700	9,563,500	2,474,000

- The increase in Personal Services is attributable to Countywide increases to the pay package and restore funding of WPRF positions.
- Contractual Services include NPDES MS4 Permit program funding of \$3.4 million and \$400,000 for Stream Monitoring.
- Grants, Contribution includes an estimated contribution to the General Fund of \$2.3 million (i.e., pro rata share). The pro rata share calculation relies upon the annual cost allocation report prepared in conformance with OMB Circular A-87 by the Office of Finance each year.
- \$725,000 Debt Service is to pay debt service for funding stormwater related capital projects.

**Department of Public Works
General Fund**

FY2015 Approved Budget

Personnel Summary - Positions in the County Classified Service

Job Code - Title	Plan	Grade	FY2013 Approved	FY2014 Request	FY2014 Approved	FY2014 Adjusted	FY2015 Budget	Variance
0212 Office Support Assistant II	OS	4	4	3	3	3	3	0
0213 Office Support Specialist	OS	6	1	1	1	1	1	0
0222 Secretary II	OS	4	4	4	4	4	4	0
0223 Secretary III	OS	6	5	4	4	4	4	0
0241 Management Assistant I	NR	15	3	3	3	3	3	0
0242 Management Assistant II	NR	17	1	1	1	1	1	0
0261 Deputy Director, Public Works	NR	24	2	2	2	2	2	0
0264 Program Manager	NR	19	4	3	3	3	3	0
0266 Program Specialist II	NR	17	2	2	2	2	2	0
0463 Financial Clerk II	NR	11	2	2	2	2	2	0
0541 Title Abstractor	NR	9	1	1	1	1	1	0
0551 Property Acquisition Agent	NR	15	3	3	3	3	3	0
0571 Chief, Rights-Of-Way	NR	19	1	1	1	1	1	0
0872 GIS Technician	NR	11	9	9	9	9	9	0
0873 GIS Specialist	NR	15	5	3	3	3	3	0
0912 Planner II	NR	17	1	0	0	0	0	0
0914 Senior Planner	NR	19	1	0	0	0	0	0
0921 Planning Administrator	NR	21	1	0	0	0	0	0
1105 Space Permits Facilitator	OS	7	1	1	1	1	1	0
2001 Equipment Operator I	LM	6	36	36	36	36	36	0
2002 Equipment Operator II	LM	7	20	20	20	20	20	0
2003 Equipment Operator III	LM	9	1	1	1	1	1	0
2004 Senior Equipment Operator	LM	10	3	3	3	3	3	0
2006 Vacuum/Rodder Operator	LM	8	2	2	2	2	2	0
2011 Automotive Service Worker	LM	5	2	2	2	1	0	-1
2022 Automotive Mechanic II	LM	9	3	3	3	4	5	1
2205 Survey Technician	NR	14	1	1	1	1	1	0
2210 Survey Field Technician	LM	8	3	3	3	3	3	0
2211 Survey Crew Chief	NR	14	4	4	4	4	4	0
2212 Assistant Chief, Surveys	NR	16	2	2	2	2	2	0
2221 Chief, Surveys	NR	19	1	1	1	1	1	0
2270 Quality Control Inspector	NR	16	1	1	1	1	1	0
2272 Construction Inspector	LM	12	5	4	4	4	4	0
2275 Construction Inspection Supvsr	NR	17	1	1	1	1	1	0

**Department of Public Works
General Fund**

FY2015 Approved Budget

Personnel Summary - Positions in the County Classified Service

Job Code - Title	Plan	Grade	FY2013 Approved	FY2014 Request	FY2014 Approved	FY2014 Adjusted	FY2015 Budget	Variance
2311 Traffic Analyst I	LM	10	3	3	3	3	3	0
2312 Traffic Analyst II	LM	12	1	1	1	1	1	0
2333 Assistant Director Public Work	NR	24	1	1	1	1	1	0
2341 Engineer I	NR	16	2	0	0	0	0	0
2343 Engineer III	NR	18	13	9	9	9	9	0
2344 Senior Engineer	NR	19	15	7	7	7	7	0
2345 Engineer Manager	NR	21	6	4	4	4	4	0
2346 Engineer Administrator	NR	22	2	1	1	1	1	0
2383 Utility Systems Technician III	LM	10	1	0	0	0	0	0
2401 Mason	LM	7	3	3	3	3	3	0
2411 Maintenance Worker I	LM	3	14	14	14	14	14	0
2412 Maintenance Worker II	LM	5	34	34	34	34	34	0
2414 Traffic Maintenance Technician	LM	8	1	1	1	1	0	-1
2418 Roads Maintenance Crew Leader	LM	10	7	7	7	7	8	1
2419 Roads Maintenance Supervisor	NR	14	10	10	10	10	10	0
2420 Roads Maintenance Mgmt Admin	NR	17	1	1	1	1	1	0
2431 Sign Fabricator	LM	10	2	2	2	2	2	0
2432 Sign Fabrication Supervisor	NR	15	1	1	1	1	1	0
2441 Traffic Signal Technician	LM	11	3	3	3	3	3	0
2442 Sr Traffic Signal Technician	NR	16	1	1	1	1	1	0
2455 Road Operations Supervisor	NR	16	4	4	4	4	4	0
2462 Urban Roads Superintendent	NR	19	4	4	4	4	4	0
2465 Asst Chief, Road Operations	NR	20	1	1	1	1	1	0
2471 Chief, Road Operations	NR	21	1	1	1	1	1	0
2472 Asst Chief, Bureau of Highways	NR	19	1	1	1	1	1	0
Fund Summary			268	241	241	241	241	0

**Department of Public Works
Water & Wstwtr Operating Fund**

FY2015 Approved Budget

Personnel Summary - Positions in the County Classified Service

Job Code - Title	Plan	Grade	FY2013 Approved	FY2014 Request	FY2014 Approved	FY2014 Adjusted	FY2015 Budget	Variance
0211 Office Support Assistant I	OS	2	1	1	1	1	1	0
0212 Office Support Assistant II	OS	4	13	13	13	13	13	0
0213 Office Support Specialist	OS	6	5	5	5	5	5	0
0222 Secretary II	OS	4	2	2	2	2	2	0
0223 Secretary III	OS	6	4	5	5	5	5	0
0224 Management Aide	NR	12	6	7	7	7	7	0
0241 Management Assistant I	NR	15	0	0	0	0	3	3
0242 Management Assistant II	NR	17	7	7	7	7	7	0
0243 Sr Info Syst Support Specialis	NR	15	1	1	1	1	1	0
0244 Info System Support Specialist	NR	14	2	2	2	2	1	-1
0246 Senior Budget Mgmt Analyst	NR	21	1	1	1	1	1	0
0255 Public Services Dispatcher	LM	7	7	7	7	7	7	0
0256 Manager PW Personnel Admin	NR	19	1	1	1	1	0	-1
0256 Manager PW Personnel Admin	NR	20	0	0	0	0	1	1
0261 Deputy Director, Public Works	NR	24	1	1	1	1	1	0
0263 Emergency Services Manager	NR	18	2	2	2	2	1	-1
0264 Program Manager	NR	19	5	5	5	5	5	0
0265 Program Specialist I	NR	15	7	7	7	7	7	0
0266 Program Specialist II	NR	17	1	1	1	1	1	0
0296 Manager PW Customer Relations	NR	17	1	1	1	1	1	0
0361 Systems Programmer I	NR	17	2	2	2	2	2	0
0404 Meter Technician I	LM	4	12	7	7	6	7	1
0405 Meter Technician II	LM	6	0	5	5	6	6	0
0406 Meter Technician III	LM	7	2	2	2	2	1	-1
0416 Meter Services Manager	NR	18	1	1	1	1	1	0
0422 Utility Assessments Technician	OS	9	2	2	2	2	1	-1
0425 Financial Analyst	NR	16	2	1	1	1	1	0
0711 Storekeeper I	LM	4	1	1	1	1	1	0
0716 Warehouse Manager	NR	14	1	1	1	1	1	0
0873 GIS Specialist	NR	15	0	2	2	2	2	0
2002 Equipment Operator II	LM	7	1	1	1	1	1	0
2003 Equipment Operator III	LM	9	11	11	11	11	11	0
2004 Senior Equipment Operator	LM	10	1	1	1	1	1	0
2022 Automotive Mechanic II	LM	9	1	1	1	1	1	0

**Department of Public Works
Water & Wstwtr Operating Fund**

FY2015 Approved Budget

Personnel Summary - Positions in the County Classified Service

Job Code - Title	Plan	Grade	FY2013 Approved	FY2014 Request	FY2014 Approved	FY2014 Adjusted	FY2015 Budget	Variance
2252 Laboratory Technician	LM	10	7	7	7	7	6	-1
2255 Chemist	NR	17	1	1	1	1	1	0
2256 Water Quality Compliance Spec	NR	18	1	1	1	1	1	0
2272 Construction Inspector	LM	12	3	4	4	4	3	-1
2275 Construction Inspection Supvrs	NR	17	1	1	1	1	1	0
2341 Engineer I	NR	16	0	2	2	1	1	0
2342 Engineer II	NR	17	1	1	1	2	2	0
2343 Engineer III	NR	18	2	2	3	2	3	1
2344 Senior Engineer	NR	19	1	8	8	8	8	0
2345 Engineer Manager	NR	21	0	3	2	3	3	0
2346 Engineer Administrator	NR	22	0	1	1	1	1	0
2381 Utility Systems Technician I	LM	6	4	4	4	4	4	0
2382 Utility Systems Technician II	LM	8	7	7	7	7	7	0
2383 Utility Systems Technician III	LM	10	3	4	4	4	4	0
2386 Util Emergency Response Tech	LM	9	7	7	7	7	7	0
2412 Maintenance Worker II	LM	5	1	1	1	1	1	0
2543 Wastewater Plant Supervisor	NR	16	1	1	1	1	0	-1
2577 Utilities Team Manager	NR	19	12	12	12	12	12	0
2580 Technical Support Prog Admin	NR	20	1	2	2	2	2	0
2583 Util Operations Administrator	NR	22	4	5	5	5	5	0
2607 Utilities Support Worker I	LM	6	5	5	5	5	5	0
2608 Utilities Support Worker II	LM	7	32	34	34	34	34	0
2610 Utilities Special Crew Leader	LM	9	4	5	5	5	5	0
2611 Utilities Maintenance Crew Ldr	LM	8	12	13	13	13	13	0
2612 Utilities Repair Crew Leader	LM	11	10	10	10	10	10	0
2615 Utilities Maint & Repair Suprv	NR	16	2	2	2	2	2	0
2621 Utility Lines Superintendent	NR	18	4	4	4	4	4	0
2623 Utilities Line Marking Tech	LM	7	4	4	4	4	4	0
2628 Electrical Technician II	FW	2	9	8	8	7	8	1
2629 Electrical Technician III	FW	3	3	3	3	4	4	0
2630 Senior Electrical Technician	FW	4	1	2	2	2	2	0
2638 Instrumentation Technician II	FW	2	6	4	4	4	5	1
2639 Instrumentation Technician III	FW	3	1	3	3	4	3	-1
2640 Senior Instrumentation Technician	FW	4	1	1	1	0	1	1

**Department of Public Works
Water & Wstwr Operating Fund**

FY2015 Approved Budget

Personnel Summary - Positions in the County Classified Service

Job Code - Title	Plan	Grade	FY2013 Approved	FY2014 Request	FY2014 Approved	FY2014 Adjusted	FY2015 Budget	Variance
2642 Util Electrical Coordinator	NR	18	1	1	1	1	1	0
2647 Mechanical Technician I	FW	1	2	2	2	3	3	0
2648 Mechanical Technician II	FW	2	19	19	19	19	19	0
2650 Senior Mechanical Technician	FW	3	1	1	1	0	0	0
2657 Generator Technician I	FW	1	1	0	0	0	0	0
2658 Generator Technician II	FW	2	1	2	2	2	2	0
2659 Generator Technician III	FW	3	3	3	3	3	3	0
2671 Util Mechanical Mainten Supt	NR	19	1	1	1	1	1	0
2681 Water/Wastewater Sys Tech I	FW	1	14	10	10	11	13	2
2682 Water/Wastewater Sys Tech II	FW	2	51	57	57	56	56	0
2683 Water/Wastewater Sys Tech III	FW	3	1	1	1	1	1	0
Fund Summary			350	376	376	376	378	2

**Department of Public Works
Waste Collection Fund**

FY2015 Approved Budget

Personnel Summary - Positions in the County Classified Service

Job Code - Title	Plan	Grade	FY2013 Approved	FY2014 Request	FY2014 Approved	FY2014 Adjusted	FY2015 Budget	Variance
0212 Office Support Assistant II	OS	4	6	6	6	6	6	0
0213 Office Support Specialist	OS	6	1	1	1	1	1	0
0223 Secretary III	OS	6	1	1	1	1	1	0
0224 Management Aide	NR	12	1	1	1	1	1	0
0242 Management Assistant II	NR	17	1	1	1	1	1	0
0261 Deputy Director, Public Works	NR	24	1	1	1	1	1	0
0265 Program Specialist I	NR	15	5	5	5	5	5	0
0712 Storekeeper II	LM	6	1	1	1	1	1	0
2002 Equipment Operator II	LM	7	9	9	9	9	9	0
2003 Equipment Operator III	LM	9	3	3	3	3	5	2
2004 Senior Equipment Operator	LM	10	8	8	8	8	8	0
2021 Automotive Mechanic I	LM	7	1	1	1	1	1	0
2022 Automotive Mechanic II	LM	9	1	1	1	1	1	0
2023 Automotive Mechanic III	LM	11	1	1	1	1	1	0
2032 Welder	LM	10	1	1	1	1	1	0
2342 Engineer II	NR	17	1	1	1	1	1	0
2411 Maintenance Worker I	LM	3	10	10	10	10	10	0
2412 Maintenance Worker II	LM	5	12	12	12	12	12	0
2481 Solid Waste Collection Inspect	LM	8	6	6	6	6	6	0
2483 Environmental Technician	LM	10	2	2	2	2	2	0
2485 Solid Waste ScaleHouse Operatr	LM	5	3	3	3	3	3	0
2486 Solid Waste Supervisor	NR	15	3	3	3	3	3	0
2487 Landfill Manager	NR	19	1	1	1	1	1	0
2491 Solid Waste Disposal&Maint Mgr	NR	21	1	1	1	1	1	0
2492 Solid Waste Community Svcs Mgr	NR	20	1	1	1	1	1	0
2494 Solid Waste Operations Admin	NR	22	1	1	1	1	1	0
2495 Solid Waste Crew Supervisor	NR	14	3	3	3	3	3	0
2496 Solid Waste Equip Maint Superv	NR	16	1	1	1	1	1	0
2497 Scale House Supervisor	NR	15	1	1	1	1	1	0
2498 Solid Waste Recycling Manager	NR	20	1	1	1	1	1	0
Fund Summary			88	88	88	88	90	2

**Department of Public Works
Watershed Protection & Restor**

FY2015 Approved Budget

Personnel Summary - Positions in the County Classified Service

Job Code - Title	Plan	Grade	FY2013 Approved	FY2014 Request	FY2014 Approved	FY2014 Adjusted	FY2015 Budget	Variance
0212 Office Support Assistant II	OS	4	0	1	1	1	1	0
0213 Office Support Specialist	OS	6	0	1	1	1	1	0
0241 Management Assistant I	NR	15	0	2	2	2	2	0
0242 Management Assistant II	NR	17	0	1	1	1	1	0
0264 Program Manager	NR	19	0	1	1	1	1	0
0265 Program Specialist I	NR	15	0	4	4	4	4	0
0266 Program Specialist II	NR	17	0	4	4	4	4	0
0463 Financial Clerk II	NR	11	0	2	2	2	2	0
0873 GIS Specialist	NR	15	0	5	5	5	5	0
0912 Planner II	NR	17	0	1	1	1	1	0
0914 Senior Planner	NR	19	0	1	1	1	1	0
0921 Planning Administrator	NR	21	0	1	1	1	1	0
2006 Vacuum/Rodder Operator	LM	8	0	1	1	1	2	1
2272 Construction Inspector	LM	12	0	7	7	7	3	-4
2275 Construction Inspection Supvsr	NR	17	0	2	2	2	2	0
2342 Engineer II	NR	17	0	1	1	1	1	0
2343 Engineer III	NR	18	0	12	12	12	14	2
2344 Senior Engineer	NR	19	0	4	4	4	4	0
2345 Engineer Manager	NR	21	0	3	3	3	3	0
2346 Engineer Administrator	NR	22	0	1	1	1	1	0
Fund Summary			0	55	55	55	54	-1
Department Summary			706	760	760	760	763	3

**Department of Public Works
General Fund**

FY2015 Approved Budget

Personnel Summary - Positions Exempt from the County Classified Service

Job Code - Title	Plan	Grade	FY2013 Approved	FY2014 Request	FY2014 Approved	FY2014 Adjusted	FY2015 Budget	Variance
0110 Director of Public Works	E	8	1	1	1	1	1	0
0200 Admin Secty To Dpt/Agency Head	E	1	1	1	1	1	1	0
Fund Summary			2	2	2	2	2	0
Department Summary			2	2	2	2	2	0

Mission Statement

The mission of the Department of Aging and Disabilities is to:

Develop and administer services and programs which promote choice, independence and dignity for seniors, adults with disabilities and their families and caregivers; advocate for and protect the rights of vulnerable older persons and adults with disabilities a population that is rising. We will achieve our mission through extensive outreach, leadership, teamwork, professionalism and a commitment to the community we serve.

Major Accomplishments

- Waiver for Older Adults (WOA)
- Transfer to a fee for service program has been so successful in Anne Arundel County that it has become a model for other counties who are struggling to have the program remain viable.
- The program is ready to launch as support planners for both the new State combined Home and Community Based Options Waiver and Community 1st Choice.
- Our chronic Disease Self Management Program under Senior Care has been a phenomenal success. Through workshops participants are taught how to:
 - a. Manage their symptoms
 - b. Communicate effectively with doctors and caregivers
 - c. Lessen frustration
 - d. Fight fatigue
 - e. Make daily tasks easier
 - f. Get more out of life

These programs have developed strong partnerships with both Anne Arundel Medical Center and Baltimore/Washington Medical Center to assist adults over the age of 21 to manage their chronic conditions.

- Opened the Independence Room, an Aging and Disability Resource Center. The room is a fully accessible conference room for individuals with disabilities. As a resource center, the room is being used as a training facility for the employees and the public on topics such as Maryland Relay 7-1-1 training, planning and construction of public infrastructure and the Maryland Technology Assistance Program.
- Streamlined the Senior Nutrition Program to create efficiencies in service and employment practices.

Key Objective

- Provide access to a range of community based services to enable seniors and adults with disabilities to live in the least restrictive environment for as long as possible.
- Increase awareness of the Anne Arundel County Department of Aging and Disabilities as the primary resource for information and guidance on services for seniors, adults with disabilities and their caregivers.
- Increase community awareness of services for both older and disabled citizens through aggressive promotion efforts.
- Provide educational and support services in order to reduce caregivers' stress; Assist caregivers in obtaining respite care or supplemental services to aid them in the care of their loved ones.
- Launch new user-friendly website.
- Implement a reorganization to provide more efficient customer service.

Comparative Statement of Expenditures

General Classifications of Expenditure	Actual FY2013	Original FY2014	Estimate FY2014	Budget FY2015	Inc (Dec) from Orig.
Fund					
General Fund	7,745,658	8,642,700	8,640,400	9,316,000	673,300
Grant Fund-Dept of Aging	3,752,993	3,512,400	3,608,000	3,645,600	133,200
Total by Fund	11,498,650	12,155,100	12,248,400	12,961,600	806,500
Character					
Direction/Administration	1,061,407	1,127,300	1,174,600	1,248,600	121,300
Nutrition	1,560,390	1,320,700	1,330,300	1,302,800	(17,900)
Transportation	2,856,003	3,236,800	3,238,500	3,253,600	16,800
Senior Centers	1,607,786	1,760,200	1,700,300	1,851,700	91,500
Outreach & Referral	629,468	721,000	778,100	939,800	218,800
Volunteers & Employment	407,928	421,200	418,800	523,800	102,600
Long Term Care	3,375,668	3,567,900	3,607,800	3,841,300	273,400
Total by Character	11,498,650	12,155,100	12,248,400	12,961,600	806,500
Object					
Personal Services	5,551,425	5,968,400	6,072,500	6,733,100	764,700
Contractual Services	4,550,800	4,937,800	4,840,500	4,852,500	(85,300)
Supplies & Materials	1,240,701	1,057,900	1,068,000	1,184,800	126,900
Business & Travel	71,986	92,000	90,500	96,900	4,900
Capital Outlay	15,975	17,500	13,900	12,800	(4,700)
Grants, Contributions & Other	67,763	81,500	163,000	81,500	0
Total by Object	11,498,650	12,155,100	12,248,400	12,961,600	806,500

Department of Aging and Disabilities

FY2015 Approved Budget

Summary of Budgeted Positions in County Classified Service

Category	Auth FY2013	Approved FY2014	Adjusted FY2014	Budget FY2015	Inc (Dec) from Orig.
Fund					
General Fund	53	55	57	57	0
Grant Fund-Dept of	11	7	5	5	0
Total by Fund	64	62	62	62	0
Character					
Direction/Administr	9.00	9.00	9.00	9.00	0.00
Nutrition	2.00	2.00	2.00	2.00	0.00
Transportation	3.00	3.00	3.00	3.00	0.00
Senior Centers	15.00	16.00	16.00	16.00	0.00
Outreach & Referral	5.00	5.00	6.00	6.00	0.00
Volunteers & Emplo	3.00	3.00	3.00	3.00	0.00
Long Term Care	27.00	24.00	23.00	23.00	0.00
Total-Character	64.00	62.00	62.00	62.00	0.00
Barg Unit					
Non-Represented	46.00	44.00	44.00	44.00	0.00
Office Support	18.00	18.00	18.00	18.00	0.00
Total-Barg Unit	64.00	62.00	62.00	62.00	0.00

Performance Measures

Measure	Actual FY2012	Actual FY2013	Estimate FY2014	Estimate FY2015
<u>Direction/Administration</u>				
Meal participants (Unduplicated)	3,600	3,934	3,934	3,934
Meals served in Nutrition Prgm	250,000	215,320	215,320	215,000
Van Riders (Unduplicated)	3,336	3,150	4,200	4,800
Handy Cab participants (Unduplic)	1,800	1,700	2,100	3,000
Senior Cntr participants (Undupl)	16,844	12,418	13,156	13,500
Participants in Senior Center Plus	100	35	40	45
Unannounced Insp/Invest. in ALF	311	296	310	315
Older Adult Waiver Appl-Nrs Hms	60	138	140	150
Ombudsman cases	315	240	250	300
Friendly Visitor Volunteers	70	327	338	345
Foster Grandparent Volunteers	68	63	64	67

- In addition to the above positions, the Department contains a Director of Aging & Disabilities and an Administrative Secretary that are exempt from the County Classified service.
- A listing of all positions, by department and by job title, is provided at the end of this section.

Department of Aging and Disabilities

FY2015 Approved Budget

Direction/Administration

Program Statement

The Administrative Bureau provides overall direction to the Department of Aging. The bureau also provides grants to organizations serving Anne Arundel County's seniors.

The role of administration is to provide leadership, planning, guidance and direction for all programming & staffing to achieve the goals of the administration.

Budget Summary

General Class of Expenditure	Actual FY2013	Original FY2014	Estimate FY2014	Budget FY2015	Inc (Dec) from Orig.
Fund					
General Fund	1,061,407	1,127,300	1,174,600	1,248,600	121,300
Total by Fund	1,061,407	1,127,300	1,174,600	1,248,600	121,300
Object					
Personal Services	909,938	962,400	1,011,000	1,071,300	108,900
Contractual Services	102,890	108,800	110,900	116,300	7,500
Supplies & Materials	34,499	45,700	46,500	48,700	3,000
Business & Travel	7,619	3,800	3,200	7,300	3,500
Capital Outlay	6,461	6,600	3,000	5,000	(1,600)
Total by Object	1,061,407	1,127,300	1,174,600	1,248,600	121,300

- The increase in Personal Services is attributable to Countywide increases to the pay package and revised turnover.

Nutrition

Program Statement

The Nutrition Program is responsible for providing adults over the age of 60 with a combination of nutrition and health promotion services designed to sustain the senior population in positive nutrition status, remain healthy and live independently in the community. Meals provided are hot lunches, cold breakfasts, and emergency shelf stable meals for inclement weather conditions.

In addition to meals, the program provides socialization, consumer information, health and nutrition education, nutrition counseling, direct health and health screening. Many volunteer opportunities are available for seniors in the nutrition program.

Outreach activities strive to reach senior citizens in all areas of the County through the use of congregate and home-delivered meals, the Family Dining Program and Farmer’s Market Coupons for income eligible senior citizens.

All senior citizens over the age of 60 regardless of income are provided the opportunity to receive meals for a voluntary, non-coercive donation. Other senior citizens under the age of 60 may receive a meal, but must pay the full price which currently is \$4.10.

Budget Summary

General Class of Expenditure	Actual FY2013	Original FY2014	Estimate FY2014	Budget FY2015	Inc (Dec) from Orig.
Fund					
General Fund	394,770	338,800	341,100	347,900	9,100
Grant Fund-Dept of	1,165,620	981,900	989,200	954,900	(27,000)
Total by Fund	1,560,390	1,320,700	1,330,300	1,302,800	(17,900)
Object					
Personal Services	172,436	198,200	207,800	356,800	158,600
Contractual Services	426,125	367,100	367,100	47,300	(319,800)
Supplies & Materials	946,766	748,700	748,700	892,000	143,300
Business & Travel	12,638	4,100	4,100	6,700	2,600
Capital Outlay	2,425	2,600	2,600	0	(2,600)
Total by Object	1,560,390	1,320,700	1,330,300	1,302,800	(17,900)

- The increase in Personal Services is partially attributed to Countywide increases to the pay package.
- The Supplies & Materials and Contractual Services budgets include the cost of food program purchases and contractor costs for meals handled through the family dining program and the cost of food coupons for purchases made at farmer’s markets.
- The changes reflected in Personal Services, Contractual Services and Supplies & Materials are as a result of a reorganization in the management of the Nutrition Program.

Department of Aging and Disabilities

FY2015 Approved Budget

Transportation

Program Statement

The Transportation Bureau transports seniors around Anne Arundel County through two basic programs:

Van transportation provides direct transport for seniors and eligible citizens with disabilities on the County-owned fleet of vans, many of which are wheel chair accessible. There is no cost to the passengers. The vans are operated by a contractor and the vehicles are owned and maintained by the County.

The Handycab program provides seniors transportation by a voucher program wherein seniors purchase discounted coupons to ride taxis.

Budget Summary

General Class of Expenditure	Actual FY2013	Original FY2014	Estimate FY2014	Budget FY2015	Inc (Dec) from Orig.
Fund					
General Fund	2,668,848	2,834,300	2,748,200	2,836,100	1,800
Grant Fund-Dept of	187,155	402,500	490,300	417,500	15,000
Total by Fund	2,856,003	3,236,800	3,238,500	3,253,600	16,800
Object					
Personal Services	239,286	243,200	236,000	253,300	10,100
Contractual Services	2,552,607	2,893,600	2,818,500	2,894,800	1,200
Supplies & Materials	17,584	14,400	16,700	20,300	5,900
Business & Travel	1,263	2,100	2,300	1,900	(200)
Capital Outlay	0	2,000	2,000	1,800	(200)
Grants, Contribution	45,263	81,500	163,000	81,500	0
Total by Object	2,856,003	3,236,800	3,238,500	3,253,600	16,800

- The increase in Personal Services is attributable to Countywide increases to the pay package.
- Contractual Services cover the costs of operating the agency's 42 van fleet. These funds provide vehicle operating expenses, insurance, and contractor reimbursements.

Department of Aging and Disabilities

FY2015 Approved Budget

Senior Centers

Program Statement

The Senior Center program’s goal is to improve the quality of life of older persons and help them to maintain a vital, healthy and productive lifestyle for more years, enabling them to live in independent living arrangements appropriate for their daily needs. Senior Centers are the focal point in the community, offering programs and services for older adults that are designed to: enhance the dignity of older persons, support their independence, increase socialization opportunities, provide mentally stimulating educational opportunities, provide cultural awareness and promote health and well-being through physical activities and health programs.

Anne Arundel County’s seven senior centers serve individual adults ranging from ages upwards of 55; centers have served residents of 105 years of age.

The Department, in conjunction with Anne Arundel County Community College, offers educational programming at the Centers.

Budget Summary

General Class of Expenditure	Actual FY2013	Original FY2014	Estimate FY2014	Budget FY2015	Inc (Dec) from Orig.
Fund					
General Fund	1,602,221	1,753,200	1,693,300	1,844,700	91,500
Grant Fund-Dept of	5,565	7,000	7,000	7,000	0
Total by Fund	1,607,786	1,760,200	1,700,300	1,851,700	91,500
Object					
Personal Services	1,193,952	1,343,700	1,283,800	1,427,200	83,500
Contractual Services	353,395	351,500	354,100	362,400	10,900
Supplies & Materials	47,713	50,800	48,900	49,800	(1,000)
Business & Travel	5,637	7,900	7,200	6,300	(1,600)
Capital Outlay	7,089	6,300	6,300	6,000	(300)
Total by Object	1,607,786	1,760,200	1,700,300	1,851,700	91,500

- The increase in Personal Services is attributable to Countywide increases to the pay package.
- Contractual Services provides funding for a variety of services at the centers, including the lease costs for the Pasadena Center, educational services from vendors as well miscellaneous operating expenses.

**Department of Aging and Disabilities
Outreach & Referral**

FY2015 Approved Budget

Program Statement

The Older Americans Act provides for the establishment and maintenance of information and referral services in sufficient numbers to assure that all older individuals within the planning and service area will have reasonably convenient access to such services. In furtherance of this Federal law and with State law requiring a Single Point of Entry, the Outreach and Referral Bureau provides senior citizens or those concerned with the needs of the elderly and disabled adults with reliable information and assistance by:

Linking elderly and disabled residents who are in need of assistance with the support services required to meet their needs.

Providing screening and assessment services for elderly and disabled callers or their representatives to help define problem areas and determine eligibility for needed services.

Advocating for the elderly and assisting with the completion of applications for benefit programs.

Providing on site information, assistance, and guidance to participants at Senior Centers, Nutrition Sites, and Senior Housing complexes and other designated locations.

Assisting the homebound frail elderly to access the necessary services that will allow them to remain in their own homes and communities.

Providing case management for those clients who require on-going assistance. Educating the public about resources available for seniors.

Maintaining a website resource directory for seniors, families & caregivers, and adults with disabilities.

Partnering with local businesses in order to enhance delivery of services.

Budget Summary

General Class of Expenditure	Actual FY2013	Original FY2014	Estimate FY2014	Budget FY2015	Inc (Dec) from Orig.
Fund					
General Fund	201,453	306,900	384,800	535,600	228,700
Grant Fund-Dept of	428,015	414,100	393,300	404,200	(9,900)
Total by Fund	629,468	721,000	778,100	939,800	218,800
Object					
Personal Services	548,152	593,400	695,100	724,700	131,300
Contractual Services	48,892	101,400	57,300	182,400	81,000
Supplies & Materials	22,280	6,800	6,700	10,900	4,100
Business & Travel	10,144	19,400	19,000	21,800	2,400
Total by Object	629,468	721,000	778,100	939,800	218,800

- Outreach & Referral is mostly funded by grants with the exception of five (5) County classified positions that are in the General Fund.
- The increase in Personal Services is attributable to Countywide increases to the pay package.

Department of Aging and Disabilities
Volunteers & Employment

FY2015 Approved Budget

Program Statement

The Volunteers and Employment Bureau provides services to the community and seniors through a variety of programs, including:

The Friendly Visitor program is designed to improve the quality of life of homebound seniors. Volunteers are recruited, trained, placed, and monitored in the homes of elderly clients throughout the County. The volunteers make a commitment to visit once-a-week for at least an hour per visit. Program staff monitors the volunteers.

The Foster Grandparent Program (FGP) delivers service to Anne Arundel County's special needs children by placing trained, senior, volunteer Foster Grandparents in outcome-based roles in non-profit childcare institutions, schools, transitional centers, and at-risk youth centers. Approximately 65 volunteers offer one-on-one mentoring, tutoring, and personal care assistance across the County.

The Retired and Senior Volunteer Program (RSVP) volunteers contribute to the quality of life in Anne Arundel County in many venues such as Telephone Reassurance, Food Link, Lifeline, VITA, and Community Policing.

Budget Summary

General Class of Expenditure	Actual FY2013	Original FY2014	Estimate FY2014	Budget FY2015	Inc (Dec) from Orig.
Fund					
General Fund	66,674	80,800	79,600	85,500	4,700
Grant Fund-Dept of	341,254	340,400	339,200	438,300	97,900
Total by Fund	407,928	421,200	418,800	523,800	102,600
Object					
Personal Services	225,365	220,100	216,100	284,400	64,300
Contractual Services	150,473	171,600	173,200	204,400	32,800
Supplies & Materials	11,233	7,900	7,900	12,600	4,700
Business & Travel	20,858	21,600	21,600	22,400	800
Total by Object	407,928	421,200	418,800	523,800	102,600

- The Volunteer & Employment Bureau is primarily funded by grants.
- The Department's Transportation Bureau assists the Volunteers Programs by providing important transit services to seniors who volunteer for the programs. These programs' operating expenses are funded by this Bureau while the budgeted costs of transporting the volunteers are reflected in the Transportation Bureau's budget.
- The increase in Personal Services is attributable to Countywide increases to the pay package.

Department of Aging and Disabilities

FY2015 Approved Budget

Long Term Care

Program Statement

The Long Term Care Bureau provides a variety of direct care and support programs for seniors and their families:

The Sheltered Housing program’s main objectives are to oversee the quality of care and services offered in residential assisted living and congregate living facilities. The program recommends licensure renewals to the Maryland Office of Health Care Quality. Additionally, complaints about care, abuse or neglect, and residents rights violations are investigated in tandem with a care team, which could include Ombudsman, Adult Protective Services or Medicaid Waiver Program representatives.

The Ombudsman program advocates for residents of 15 Anne Arundel County nursing homes and 104 assisted living facilities on issues that affect their health, safety and rights. The program works for quality care in these facilities by consulting with administrators and professional staff of facilities and educates the public on the subject of long term care services, resident rights and related concerns.

The Medicaid Waiver for Older Adults allows services that are typically covered by Medicaid only in a Long Term Care Facility to be provided to eligible persons in their own homes or in an assisted living facility.

The Senior Care/Community Care Partnership (CCP) Program aims to delay nursing home placement by offering effective alternatives to the frail elderly in Anne Arundel County. The Adult Evaluation and Review Services Program (AERS) evaluates each client eligible for CCP services who may receive purchased services such as personal care, homemaker services, adult day care, medications, medical supplies and incontinent supplies.

Other programs in the Long Term Care Bureau include the Caregivers Program, the Respite Care Program, the Senior Health Insurance Program, and the Guardianship programs.

Budget Summary

General Class of Expenditure	Actual FY2013	Original FY2014	Estimate FY2014	Budget FY2015	Inc (Dec) from Orig.
Fund					
General Fund	1,750,285	2,201,400	2,218,800	2,417,600	216,200
Grant Fund-Dept of	1,625,383	1,366,500	1,389,000	1,423,700	57,200
Total by Fund	3,375,668	3,567,900	3,607,800	3,841,300	273,400
Object					
Personal Services	2,262,296	2,407,400	2,422,700	2,615,400	208,000
Contractual Services	916,419	943,800	959,400	1,044,900	101,100
Supplies & Materials	160,626	183,600	192,600	150,500	(33,100)
Business & Travel	13,827	33,100	33,100	30,500	(2,600)
Grants, Contribution	22,500	0	0	0	0
Total by Object	3,375,668	3,567,900	3,607,800	3,841,300	273,400

- The increase in Personal Services is attributable to Countywide increases to the pay package and revised turnover.

**Department of Aging and Disabilities
General Fund**

FY2015 Approved Budget

Personnel Summary - Positions in the County Classified Service

Job Code - Title	Plan	Grade	FY2013 Approved	FY2014 Request	FY2014 Approved	FY2014 Adjusted	FY2015 Budget	Variance
0212 Office Support Assistant II	OS	4	8	8	8	8	8	0
0213 Office Support Specialist	OS	6	2	2	2	2	2	0
0223 Secretary III	OS	6	1	1	1	1	1	0
0224 Management Aide	NR	12	2	2	2	2	2	0
0241 Management Assistant I	NR	15	2	2	2	2	2	0
0245 Senior Management Assistant	NR	19	1	3	3	3	3	0
0264 Program Manager	NR	19	2	2	2	2	2	0
0265 Program Specialist I	NR	15	3	3	3	3	3	0
0266 Program Specialist II	NR	17	15	15	15	15	15	0
4015 Human Services Aide I	OS	7	3	3	3	3	3	0
4016 Human Services Aide II	OS	9	4	4	4	4	4	0
4017 Human Services Specialist	NR	15	20	16	16	16	16	0
4018 Human Services Supervisor	NR	17	1	1	1	1	1	0
Fund Summary			64	62	62	62	62	0
Department Summary			64	62	62	62	62	0

**Department of Aging and Disabilities
General Fund**

FY2015 Approved Budget

Personnel Summary - Positions Exempt from the County Classified Service

Job Code - Title	Plan	Grade	FY2013 Approved	FY2014 Request	FY2014 Approved	FY2014 Adjusted	FY2015 Budget	Variance
0106 Director of Aging/Disabilities	E	7	1	1	1	1	1	0
0200 Admin Secty To Dpt/Agency Head	E	1	1	1	1	1	1	0
Fund Summary			2	2	2	2	2	0
Department Summary			2	2	2	2	2	0

Mission Statement

The Anne Arundel County Department of Recreation and Parks is essential to the well being and quality of life of every individual, family and community in Anne Arundel County.

Our mission is to enrich the lives of our citizens by offering quality active and passive recreational opportunities and accessible youth and adult services while pursuing the preservation and enhancement of our natural, cultural and historic resources.

Major Accomplishments

- Acquired the 36 acre former Carr Property to expand Riva Park.
- Constructed Phase 1A of the Broadneck Peninsula Trail from Old Cape St. Claire Road to Green Holly Drive.
- Constructed a new playground at Broadneck Park.
- Park Renovations County-wide to include:
 - Lake Waterford basketball courts and concession/restroom upgrades
 - Mayo Beach park pavilion and office renovations
 - Arundel Olympic Swim Center air quality improvements (ultra-violet system)
 - Brooklyn Park Area I road and parking lot resurfacing
 - London Town Office and pavilion renovations
 - Shadyside parking lot resurfacing
 - Improved water access at several parks
- Co-sponsored inaugural All American Sportsfest multi-sport, multi-day tournament at Recreation and Parks and Board of Education facilities.
- Started "Move More" Race Series featuring 5K to 7K races in regional parks and on trails.

Key Objectives

- Commence construction on Fort Smallwood Park boating facility
- Commence construction on the South Shore Trail Phase I which extends from Maryland Route 3 to Waterbury Road.
- Continue to improve water access at existing parks.
- Commence stabilization of the Quiet Waters Park shoreline.
- Upgrade Department technology software.
- Replace lighting on two multi-purpose fields at Loopers Park.
- Install new lights on a multi-purpose field at Southern Middle School to facilitate after school programing.
- New playgrounds at Green Haven, Solley, Lake Shore, Bestgate and Quiet Waters.
- Potential acquisition of 70 acres of parkland on Marley Neck Boulevard to address growth in the Marley Neck Corridor.
- Study the feasibility to construct an indoor facility for tennis, basketball, volleyball and soccer.
- Increase revenue via special events and sports tournaments
- Form committee to explore Commission for Accreditation of Parks and Recreation Agencies

Significant Changes

- Marketing Department via social media.
- Realignment of maintenance division.
- Dedicated staff liaison to Water Access Committee.

Comparative Statement of Expenditures

General Classifications of Expenditure	Actual FY2013	Original FY2014	Estimate FY2014	Budget FY2015	Inc (Dec) from Orig.
Fund					
General Fund	21,861,330	22,082,800	22,583,200	23,342,900	1,260,100
Rec & Parks Child Care Fund	3,892,576	4,636,200	4,635,000	4,884,000	247,800
Grant Fund - Rec & Parks	8,496	15,000	0	0	(15,000)
Total by Fund	25,762,402	26,734,000	27,218,200	28,226,900	1,492,900
Character					
Director's Office	642,463	2,011,000	2,241,500	2,267,200	256,200
Recreation	8,375,619	6,826,000	6,850,900	7,161,900	335,900
Parks	7,591,811	7,696,400	7,921,400	8,286,900	590,500
Golf Courses	5,259,934	5,564,400	5,569,400	5,626,900	62,500
Child Care	3,892,576	4,636,200	4,635,000	4,884,000	247,800
Total by Character	25,762,402	26,734,000	27,218,200	28,226,900	1,492,900
Object					
Personal Services	13,114,126	13,610,100	14,088,500	14,807,800	1,197,700
Contractual Services	7,522,481	7,778,800	7,821,200	7,921,300	142,500
Supplies & Materials	1,267,900	1,437,500	1,395,200	1,398,200	(39,300)
Business & Travel	40,531	62,400	53,200	58,800	(3,600)
Capital Outlay	77,773	65,600	75,500	261,200	195,600
Debt Service	1,861,019	1,901,000	1,906,000	1,901,000	0
Grants, Contributions & Other	1,878,572	1,878,600	1,878,600	1,878,600	0
Total by Object	25,762,402	26,734,000	27,218,200	28,226,900	1,492,900

Department of Recreation and Parks

FY2015 Approved Budget

Summary of Budgeted Positions in County Classified Service

Category	Auth FY2013	Approved FY2014	Adjusted FY2014	Budget FY2015	Inc (Dec) from Orig.
Fund					
General Fund	85	85	85	85	0
Rec & Parks Child C	9	9	9	9	0
Total by Fund	94	94	94	94	0
Character					
Director's Office	3.00	9.00	9.00	9.00	0.00
Recreation	23.00	18.00	18.00	18.00	0.00
Parks	59.00	58.00	58.00	58.00	0.00
Child Care	9.00	9.00	9.00	9.00	0.00
Total-Character	94.00	94.00	94.00	94.00	0.00
Barg Unit					
Labor/Maintenance	17.00	17.00	17.00	17.00	0.00
Non-Represented	53.00	53.00	53.00	53.00	0.00
Office Support	10.00	10.00	10.00	10.00	0.00
Park Rangers	14.00	14.00	14.00	14.00	0.00
Total-Barg Unit	94.00	94.00	94.00	94.00	0.00

Performance Measures

Measure	Actual FY2012	Actual FY2013	Estimate FY2014	Estimate FY2015
<u>Director's Office</u>				
Recreation programs-participants	96,000	96,000	96,000	96,000
Multiuse trails-miles	79	79	92	93
Playing fields-maintained	361	361	327	329
Playgrounds-maintained	71	71	59	66
Recreational land-acres	7,120	7,121	7,188	7,231
Natural Resource Lands-acres	4,717	4,717	5,040	5,062
Eisenhower GC-rnds of golf	36,278	38,377	39,067	39,194
Compass Pointe GC-rnds of golf	61,089	55,481	58,219	59,185
Regional Park- visits	1,374,905	1,370,900	1,405,172	1,407,099

- Two exempt category employees including the Director and an exempt administrative secretary complement the classified service staffing.
- The School-aged Child Care Fund full-time staff supervises more than 183 part-time child care center directors and assistant directors as well as direct services employees.
- The Department's parks and recreation full-time staff is complemented by a hundreds of part-time, seasonal staff who serve as gatehouse attendants, life guards, recreational leaders and instructors, part-time rangers, clerical support, and maintenance personnel.
- A listing of all positions, by department and by job title, is provided at the end of this section.

Department of Recreation and Parks

FY2015 Approved Budget

Director's Office

Program Statement

The Director's Office provides overall direction, planning, and control at the department level and includes the Director, a Parks Administrator, a Recreation Administrator, and support staff consisting of a Senior Management Assistant and an Administrative Secretary. The Director's Office also includes the functions of the Marketing, Events and Scheduling section.

The Recreation Bureau is responsible for overall planning operations of the department's recreational programming, including basic recreation programs and adult and youth athletic programs. Recreation Administration oversees the before and after School Age Child Care Program funded through the Child Care Fund.

The Parks Bureau is responsible for the day-to-day operation and maintenance of County park facilities and long-range planning for the acquisition, development, and operation of future facilities.

The Director's Office also oversees the Golf Courses.

Budget Summary

General Class of Expenditure	Actual FY2013	Original FY2014	Estimate FY2014	Budget FY2015	Inc (Dec) from Orig.
Fund					
General Fund	642,463	2,011,000	2,241,500	2,267,200	256,200
Total by Fund	642,463	2,011,000	2,241,500	2,267,200	256,200
Object					
Personal Services	561,249	975,800	1,211,500	1,253,000	277,200
Contractual Services	41,475	60,000	58,800	62,600	2,600
Supplies & Materials	23,147	124,700	120,600	100,000	(24,700)
Business & Travel	1,591	3,200	3,300	4,300	1,100
Capital Outlay	0	500	500	500	0
Grants, Contribution	15,000	846,800	846,800	846,800	0
Total by Object	642,463	2,011,000	2,241,500	2,267,200	256,200

- The increase in Personal Services is attributable to Countywide increases to the pay package and revised turnover.
- Contractual Services and Supplies & Materials fund the routine costs such as telephones, printing, et cetera.
- Grants include \$832,000 to reimburse AACPS for building use by leagues and other community uses; primarily for the purpose of defraying AACPS custodial overtime.

Department of Recreation and Parks

FY2015 Approved Budget

Recreation

Program Statement

Bureau of Recreation consists of an administrative oversight unit as well as three Divisions including: Recreation programs, Athletic programs, primarily organized sports, and Athletic facilities and complexes.

The Recreation Programs Division manages a wide variety of departmental recreational programs. Funding supports the part-time staff of instructors who run the programs and oversee related supplies and equipment directly dedicated to the programs and participants. Citizens participate in programs ranging from recreation activities at more than 90 sites, and adaptive recreation programs. Participants pay a fee for all programs. Individuals pay admission for use of the two swim centers.

The Athletic Programs Division oversees the department's youth and adult sports programs. Funding supports the direct operating expenses of these programs, including officiating fees and supplies. Teams pay a league fee to participate in these programs.

The Athletic Facilities Division is responsible for the department's youth and adult sports programs held at regional complexes. Teams pay a league fee to participate.

The Bureau of Recreation generates about \$4.5 million in revenues against expense of \$7.3 million or about 62.4% of the cost.

Budget Summary

General Class of Expenditure	Actual FY2013	Original FY2014	Estimate FY2014	Budget FY2015	Inc (Dec) from Orig.
Fund					
General Fund	8,375,619	6,826,000	6,850,900	7,161,900	335,900
Total by Fund	8,375,619	6,826,000	6,850,900	7,161,900	335,900
Object					
Personal Services	4,629,344	4,079,000	4,078,400	4,375,300	296,300
Contractual Services	2,073,580	1,946,900	2,005,300	1,992,300	45,400
Supplies & Materials	477,214	446,300	411,300	439,500	(6,800)
Business & Travel	7,565	1,300	2,200	2,300	1,000
Capital Outlay	13,145	9,500	10,700	9,500	0
Grants, Contribution	1,174,772	343,000	343,000	343,000	0
Total by Object	8,375,619	6,826,000	6,850,900	7,161,900	335,900

- The increase in Personal Services is attributable to Countywide increases to the pay package and is partially offset by an adjustment to turnover.
- Contractual Services funds recreation officials and contractors to handle services at recreation facilities not located in the County's primary parks; it also funds electricity as well as water and sewerage expenses for those recreation facilities.
- Supplies includes printing, postage, landscaping materials, and recreational supplies.
- Grants include \$328,000 in maintenance grants funds for sports organizations who typically receive small grants providing a service benefit far in excess of the grant cost.

Department of Recreation and Parks

FY2015 Approved Budget

Parks

Program Statement

The Parks Bureau consists of 5 Divisions that operate and maintain County parks and cultural resources.

The Planning and Construction Division identifies land preservation and recreational facility needs, manages Program Open Space, and conducts subdivision reviews.

The Park Operations Divisions (North and South) manage five regional parks, ranging in size from the 244 acre Down's Park to the 1,400 acre Jug Bay Wetlands Sanctuary, community parks, and the maintenance operation. The Maintenance section is responsible for horticulture and maintaining 71 playgrounds, more than 200 courts, and 350 playing fields to include 58 irrigated fields and associated buildings and structures.

The Trails Division administers 28 miles of greenway as well as surrounding parkland and natural areas. This includes the B&A, BWI, WB&A, Jonas Green, South Shore and Broadneck Trails, totaling approximately 3,620 acres of natural parklands within the park system.

The Cultural Resources Division handles funding to Historic London Town, Hancock's Resolution, Linthicum Walks and related programs, the Dairy Farm at Gambrills, and various historic properties.

The Parks Bureau generates about \$1.3 million in revenues against expenses of \$8.5 million or about 14.8% of costs.

Budget Summary

General Class of Expenditure	Actual FY2013	Original FY2014	Estimate FY2014	Budget FY2015	Inc (Dec) from Orig.
Fund					
General Fund	7,583,315	7,681,400	7,921,400	8,286,900	605,500
Grant Fund - Rec &	8,496	15,000	0	0	(15,000)
Total by Fund	7,591,811	7,696,400	7,921,400	8,286,900	590,500
Object					
Personal Services	5,060,630	5,097,900	5,351,400	5,491,500	393,600
Contractual Services	1,784,095	1,848,000	1,810,800	1,850,900	2,900
Supplies & Materials	446,848	466,600	460,700	459,600	(7,000)
Business & Travel	5,448	3,600	4,200	4,600	1,000
Capital Outlay	60,489	46,000	60,000	246,000	200,000
Grants, Contribution	234,300	234,300	234,300	234,300	0
Total by Object	7,591,811	7,696,400	7,921,400	8,286,900	590,500

- The increase in Personal Services is attributable to Countywide increases to the pay package and is partially offset by an adjustment to turnover.
- Contractual Services includes:
 - \$474,000 - Electricity
 - \$245,100 - Leases, primarily to lease the Dairy Farm from the Navy
 - \$468,200 - Vehicle costs
 - \$381,700 - Mowing, maintenance, waste disposal services and repairs
- The increase in Capital Outlay is to implement the replacement of large equipment needed for park maintenance.
- A grant is funded to the Londontown Foundation to operate the Londontown Park and Gardens for \$234,300.

Department of Recreation and Parks

FY2015 Approved Budget

Golf Courses

Program Statement

The Department's Golf Courses Bureau provides funding for the County's two public golf courses, Eisenhower and Compass Pointe. Both golf courses are generally self-sustaining and neither course employs County employees. The Department oversees operations of the two courses through an interagency committee. The current operator is Billy Casper Golf, Inc.

Eisenhower Golf Course is an 18-hole public golf course with a driving range and a practice putting green. It is located in Crownsville, along General's Highway on land leased from the City of Annapolis. The County constructed the golf course in the mid-1960s and operates it under a lease that expires in 2016.

Compass Pointe Golf Course is a 36-hole public golf course with a driving range and a practice putting green. It is located on County owned land in Pasadena, along Fort Smallwood Road. Initially developed by the State's economic development agency, MEDCO, the County began operating Compass Pointe in FY2006.

The courses continue to be the Department's best performing cost recovery recreation activity at greater than 78.6%.

Budget Summary

General Class of Expenditure	Actual FY2013	Original FY2014	Estimate FY2014	Budget FY2015	Inc (Dec) from Orig.
Fund					
General Fund	5,259,934	5,564,400	5,569,400	5,626,900	62,500
Total by Fund	5,259,934	5,564,400	5,569,400	5,626,900	62,500
Object					
Contractual Services	3,398,915	3,663,400	3,663,400	3,725,900	62,500
Debt Service	1,861,019	1,901,000	1,906,000	1,901,000	0
Total by Object	5,259,934	5,564,400	5,569,400	5,626,900	62,500

- The County's two golf courses are operated by a contracted vendor and no County employees are employed at either course.
- Contractual Services includes the \$3.6 million payment to the vendor-operator of the two courses and \$145,000 to the City of Annapolis for the profit sharing lease agreement at Eisenhower Golf Course.
- The total debt service allotment covers the debt service for Compass Pointe.

Department of Recreation and Parks

FY2015 Approved Budget

Child Care

Program Statement

The mission of the School Age Child Care (SACC) program is to provide a safe, nurturing environment that promotes social interaction, community integration, and physical development while encouraging a positive self-image for all participants. The program operates in accordance with regulations of the State Office of Child Care and NSACA standards for quality school age care.

The Enterprise Fund is self-sustaining based on fees paid by families for services rendered. No County General Funds support the program.

Operation of 34 school year locations include before and after school care at 33 elementary school sites and one (1) middle school site.

Before school care is offered from 7 a.m. until the start of the school day. After school care is offered from the end of the school day until 6 p.m. everyday the school is open for students.

Approximately 183 seasonal-temporary staff members work at 34 locations.

Budget Summary

General Class of Expenditure	Actual FY2013	Original FY2014	Estimate FY2014	Budget FY2015	Inc (Dec) from Orig.
Fund					
Rec & Parks Child C	3,892,576	4,636,200	4,635,000	4,884,000	247,800
Total by Fund	3,892,576	4,636,200	4,635,000	4,884,000	247,800
Object					
Personal Services	2,862,903	3,457,400	3,447,200	3,688,000	230,600
Contractual Services	224,415	260,500	282,900	289,600	29,100
Supplies & Materials	320,692	399,900	402,600	399,100	(800)
Business & Travel	25,928	54,300	43,500	47,600	(6,700)
Capital Outlay	4,139	9,600	4,300	5,200	(4,400)
Grants, Contribution	454,500	454,500	454,500	454,500	0
Total by Object	3,892,576	4,636,200	4,635,000	4,884,000	247,800

- The School Aged Child Cared Fund is a fully self-sustaining special fund whose revenues are service fees paid by parents.
- Personal Services is comprised of approximately \$685,900 of pay and benefits for County Merit System employees the balance is for part-time seasonal employees spending.
- The budget for Contractual Services, Supplies and Business & Travel are for wide ranging expenses to operate before and after school child care at sites co-located in schools through-out the Anne Arundel County Public School system. Examples include, telephones, vehicle costs, ordinary office supplies, as well as items for children.
- Grants and contributions made by the SACC Fund to pay post-retirement health care but primarily to reimburse the County General Fund for overhead services provided by the offices of Finance, Central Services , Personnel and Information Technology as well as the Board of Education for the use of AACPS buildings.

**Department of Recreation and Parks
General Fund**

FY2015 Approved Budget

Personnel Summary - Positions in the County Classified Service

Job Code - Title	Plan	Grade	FY2013 Approved	FY2014 Request	FY2014 Approved	FY2014 Adjusted	FY2015 Budget	Variance
0213 Office Support Specialist	OS	6	6	6	6	6	6	0
0223 Secretary III	OS	6	1	1	1	1	1	0
0224 Management Aide	NR	12	3	3	3	3	3	0
0241 Management Assistant I	NR	15	1	1	1	1	1	0
0242 Management Assistant II	NR	17	1	1	1	1	1	0
0245 Senior Management Assistant	NR	19	6	6	6	6	6	0
0266 Program Specialist II	NR	17	2	2	2	2	2	0
0911 Planner I	NR	15	1	1	1	1	1	0
2001 Equipment Operator I	LM	6	5	5	5	5	5	0
2022 Automotive Mechanic II	LM	9	1	1	1	1	1	0
2411 Maintenance Worker I	LM	3	1	1	1	1	1	0
2412 Maintenance Worker II	LM	5	9	9	9	9	9	0
2419 Roads Maintenance Supervisor	NR	14	1	1	1	1	1	0
3001 Park Ranger	NR	13	14	0	0	0	0	0
3001 Park Ranger	R	1	0	14	14	14	14	0
3015 Recreation Supervisor	NR	17	7	7	7	7	7	0
3016 Recreation Specialist	NR	13	2	2	2	2	2	0
3023 Parks Administrator	NR	22	1	1	1	1	1	0
3024 Recreation Administrator	NR	22	1	1	1	1	1	0
3040 Park Maintenance Supervisor	NR	13	5	5	5	5	5	0
3042 District Park Maintenance Supv	NR	14	3	3	3	3	3	0
3043 Sports Complex Supervisor	NR	14	1	1	1	1	1	0
3045 Rec&Parks Facility Superintend	NR	17	7	7	7	7	7	0
3051 Naturalist	NR	14	1	1	1	1	1	0
3052 Horticulturist I	LM	10	1	1	1	1	1	0
3055 Horticulturist II	NR	16	1	1	1	1	1	0
3070 Turf Maintenance Assistant	NR	9	1	1	1	1	1	0
3071 Turf Maintenance Specialist	NR	16	1	1	1	1	1	0
3083 Chief Of Plan & Const Programs	NR	20	1	1	1	0	0	0
3083 Chief, Plan & Const Programs	NR	20	0	0	0	1	1	0
Fund Summary			85	85	85	85	85	0

**Department of Recreation and Parks
 Rec & Parks Child Care Fund**

FY2015 Approved Budget

Personnel Summary - Positions in the County Classified Service

Job Code - Title	Plan	Grade	FY2013 Approved	FY2014 Request	FY2014 Approved	FY2014 Adjusted	FY2015 Budget	Variance
0212 Office Support Assistant II	OS	4	2	2	2	2	2	0
0223 Secretary III	OS	6	1	1	1	1	1	0
0224 Management Aide	NR	12	1	1	1	1	1	0
3007 Child Care Program Specialist	NR	13	4	4	4	4	4	0
3015 Recreation Supervisor	NR	17	1	1	1	1	1	0
Fund Summary			9	9	9	9	9	0
Department Summary			94	94	94	94	94	0

**Department of Recreation and Parks
General Fund**

FY2015 Approved Budget

Personnel Summary - Positions Exempt from the County Classified Service

Job Code - Title	Plan	Grade	FY2013 Approved	FY2014 Request	FY2014 Approved	FY2014 Adjusted	FY2015 Budget	Variance
0175 Director Of Recreation & Parks	E	7	1	1	1	1	1	0
0200 Admin Secty To Dpt/Agency Head	E	1	1	1	1	1	1	0
Fund Summary			2	2	2	2	2	0
Department Summary			2	2	2	2	2	0

Mission Statement

The Anne Arundel County Department of Health's vision is a vibrant Anne Arundel County with healthy people in healthy communities. In furtherance of that vision, our mission is to preserve, promote and protect the public health of all people who live, work and play in Anne Arundel County. Critical to achieving our vision and mission are strong, sustainable partnerships with individual residents, public sector agencies, community-based organizations, health care providers and insurers, academic institutions, businesses and other private sector agencies. The Department of Health is committed to leadership and service to assure that all County residents have access to high quality personal, preventive and environmental health services and information.

Major Accomplishments

- Developed the Department's first Cultural Competency initiative as part of continuing efforts to address the intrinsic and extrinsic effects of cultural diversity, including health disparities.
- Established partnerships with the Maryland Health Benefit Exchange and the central region Connector Entity, HealthCare Access Maryland (HCAM), to provide access to new health insurance options. Presented a series of nine community forums educating residents in all councilmanic districts about the Affordable Care Act and local implementation efforts, in collaboration with HCAM, the County Department of Social Services and the County Department of Aging and Disabilities.
- Approved the installation of 191 nitrogen-reducing on-site sewage disposal systems and performed 4,299 food facility inspections.
- Administered nearly 24,000 doses of seasonal flu vaccine to County residents, including nearly 18,000 doses of FluMist vaccine to school-aged students in County public schools.
- Returned 92% of nearly 659,000 students seen in County school health rooms back to classrooms ready to learn, while providing

disease case management to 6,237 students with complex chronic medical needs.

- Opened three wellness and recovery centers, including two Adolescent Clubhouses, that provide services for residents in recovery from substance abuse or co-occurring disorders.
- Provided 34,504 nutrition education sessions to over 13,000 low-income pregnant, breastfeeding, and postpartum women who participate in WIC.
- Provided necessary dental treatment and preventive care to 4,672 people.

Key Objectives

- Monitor developments in the State's health care system transformation efforts, including the impact of Affordable Care Act implementation in the community, work with local health care providers in the new landscape to strategically plan to meet the overall health needs of County residents.
- Maximize utilization of the Bay Restoration (septic) program to reduce the amount of nitrogen from septic systems by providing grants that support best available technology (BAT), and where possible, connection of households to public sewer with abandonment of existing septic systems.
- Continue work with the Healthy Anne Arundel Coalition to improve the health of all county residents, specifically addressing obesity prevention and co-occurring disorders and increasing engagement with community organizations and businesses.
- Develop a plan to integrate the public mental health and substance abuse systems with the Anne Arundel County Mental Health Agency, Inc. in order to enhance local provider capacity and improve care quality and coordination for County patients and families who need services.

Comparative Statement of Expenditures

General Classifications of Expenditure	Actual FY2013	Original FY2014	Estimate FY2014	Budget FY2015	Inc (Dec) from Orig.
Fund					
General Fund	29,143,078	32,743,600	31,742,900	33,897,700	1,154,100
Grant Fund-Health Dept	21,026,052	19,108,700	19,356,100	20,409,600	1,300,900
Total by Fund	50,169,130	51,852,300	51,099,000	54,307,300	2,455,000
Character					
Administration & Operations	3,790,980	3,697,400	3,652,300	4,208,000	510,600
Disease Prevention & Mgmt	6,537,287	7,149,900	7,038,000	6,880,900	(269,000)
Environmental Health Services	6,147,220	6,601,800	6,317,800	7,202,800	601,000
School Health & Support	11,836,700	12,695,600	12,255,500	12,931,500	235,900
Behavioral Health Services	11,916,111	12,396,000	12,506,800	13,017,400	621,400
Family Health Services	9,940,831	9,311,600	9,328,600	10,066,700	755,100
Total by Character	50,169,130	51,852,300	51,099,000	54,307,300	2,455,000
Object					
Personal Services	36,566,966	39,617,500	38,971,800	41,382,500	1,765,000
Contractual Services	10,045,801	9,366,600	9,066,000	9,371,000	4,400
Supplies & Materials	1,151,225	1,183,100	1,009,200	1,226,700	43,600
Business & Travel	252,115	243,400	269,500	297,100	53,700
Capital Outlay	692,845	93,300	49,200	25,100	(68,200)
Grants, Contributions & Other	1,460,180	1,348,400	1,733,300	2,004,900	656,500
Total by Object	50,169,130	51,852,300	51,099,000	54,307,300	2,455,000

Health Department

FY2015 Approved Budget

Summary of Budgeted Positions in County Classified Service

Category	Auth FY2013	Approved FY2014	Adjusted FY2014	Budget FY2015	Inc (Dec) from Orig.
Fund					
General Fund	64	69	69	69	0
Grant Fund-Health	17	13	13	13	0
Total by Fund	81	82	82	82	0
Character					
Disease Prevention	1.00	1.00	1.00	1.00	0.00
Environmental Healt	50.00	51.00	51.00	51.00	0.00
School Health & Su	1.00	1.00	1.00	1.00	0.00
Behavioral Health S	29.00	29.00	29.00	29.00	0.00
Total-Character	81.00	82.00	82.00	82.00	0.00
Barg Unit					
Non-Represented	79.00	80.00	80.00	80.00	0.00
Office Support	2.00	2.00	2.00	2.00	0.00
Total-Barg Unit	81.00	82.00	82.00	82.00	0.00

- In addition to the 82 Merit employees illustrated above, the Department employs:
 An Administrative Secretary that is exempt from the County Classified Service
 358 Exempt Employees - Non-merit employees hired on a contractual basis
 250 State Merit Employees - Salaries partially reimbursed by the State
- A listing of all positions, by department and by job title, is provided at the end of this section.

Performance Measures

Measure	Actual FY2012	Actual FY2013	Estimate FY2014	Estimate FY2015
<u>Disease Prevention & Mgmt</u>				
Seasonal Flu Vaccines	9,122	10,000	10,000	3,200
Mammograms	1,283	1,140	1,000	800
Reportable diseases investigated	2,070	2,500	2,200	2,200
Children in smoking prevention	74,676	75,609	60,000	60,000
<u>Environmental Health Services</u>				
Food facility inspections	4,349	4,299	4,330	4,350
Housing complaints investigated	1,639	1,674	1,680	1,690
Well permits issued	596	667	675	725
<u>School Health & Support</u>				
School health treatments perform	80,240	80,500	85,330	90,000
FluMist vaccinations given in scho	17,884	20,000	16,000	18,000
<u>Behavioral Health Services</u>				
Adult Addictions sessions held	4,440	5,773	5,850	5,900
Adolescent & Family mental healt	6,600	5,946	7,410	7,680
Criminal Justice client assessment	1,892	1,951	2,000	2,000
<u>Family Health Services</u>				
Healthy Start Referrals	1,353	1,553	1,555	1,560
Dental patient visits	9,413	7,690	7,990	8,200
MA Transportation Rides Complet	34,758	49,718	49,500	66,000
WIC clients certified or recertified	16,529	13,134	13,150	13,200

**Health Department
Administration & Operations**

FY2015 Approved Budget

Program Statement

The Administration Bureau provides the Department's overall direction and support functions necessary for the five 'line' bureaus within the Department of Health to complete their missions.

Budget and Finance prepares annual budgets, processes billing, accounts receivable, accounts payable and purchasing for the Department of Health. This entails managing the Department's \$54.3 million plus budget and annually handling over 15,000 financial transactions for purchase requisitions, direct payments, invoices and purchasing card orders.

Central Services provides the logistical, security and communications support necessary to operate the Department's numerous clinical and office sites.

The Human Resources Office supports the agency through recruitment, compensation, employee relations, benefits management, employee development, policy interpretation, and payroll/timekeeping. The Department employs almost 700 people under both State and County Merit System rules and regulations and handles hundreds of temporary, seasonal, contractual and employment agreement employees every year.

The Information Technologies program provides all computer technology services for the Department of Health. The program maintains 35 servers and over 850 computers and auxiliary devices. The Program is also responsible for all software applications used by staff, whether created in-house, purchased from outside vendors or provided the State and County. The program's goal is to provide the Programs and staff within the Department of Health the technology tools they need to meet their individual missions.

The Health Planning and Surveillance Program serves as a resource for information and data for Department of Health initiatives. The Program assists the Department's five operating bureaus in developing goals and objectives based on health indicators and emerging concerns, and in performing data-based assessments of program outcomes. Residents have access to a comprehensive profile of the County's health status on the Department of Health website.

Budget Summary

General Class of Expenditure	Actual FY2013	Original FY2014	Estimate FY2014	Budget FY2015	Inc (Dec) from Orig.
Fund					
General Fund	3,101,948	3,364,700	3,211,800	3,696,100	331,400
Grant Fund-Health	689,032	332,700	440,500	511,900	179,200
Total by Fund	3,790,980	3,697,400	3,652,300	4,208,000	510,600
Object					
Personal Services	2,548,378	2,748,000	2,656,800	3,068,700	320,700
Contractual Services	855,313	799,800	848,900	818,300	18,500
Supplies & Materials	114,869	124,200	124,800	126,800	2,600
Business & Travel	15,008	18,400	15,800	38,200	19,800
Capital Outlay	257,411	7,000	6,000	6,000	(1,000)
Grants, Contribution	0	0	0	150,000	150,000
Total by Object	3,790,980	3,697,400	3,652,300	4,208,000	510,600

- The increase in Personal Services is attributable to Countywide increases to the pay package.
- Grants include:
\$50,000 - Shock Trauma
\$100,000 - Anne Arundel Medical Center

Health Department

FY2015 Approved Budget

Disease Prevention & Mgmt

Program Statement

The Bureau of Disease Prevention and Management is comprised of five programs. These programs are responsible for providing comprehensive health outreach and communication activities to promote good health and healthy lifestyles, prevent disease, and protect the health of County residents.

Infectious Disease Control includes: community education, evaluation and treatment for persons with TB, anonymous and confidential HIV counseling and testing, STD prevention investigation/ partner notification services, case management for persons with HIV/AIDS and workplace/communicable program to ensure agency compliance with OSHA.

Infectious Disease Prevention and Control investigates reportable diseases and human exposures to rabies, administers vaccines and reduces barriers to ensure availability of vaccines to County residents. Childhood and adult vaccines are offered by appointment and through walk-in clinics at 2 area health centers, as well as through special clinics throughout the year.

Cancer Screening Services provides free breast and cervical cancer screening for low income eligible AACo women including covering the cost of PAP tests, clinical breast examinations, mammograms and other diagnostic tests and treatment.

The Community Education and Health Disparities Program develops health information and programs on age appropriate cancer screenings, tobacco prevention and cessation, cardiovascular health, healthy eating, physical activity, childhood injury prevention and teen reproductive health to encourage healthy behaviors in children and adult Anne Arundel County residents. Health disparities are addressed by coordinating services through a network of community based outreach programs.

The Communications Program provides public information services including the administration and content of the Department's web sites to communicate the department's health information and services to County residents.

Budget Summary

General Class of Expenditure	Actual FY2013	Original FY2014	Estimate FY2014	Budget FY2015	Inc (Dec) from Orig.
Fund					
General Fund	2,410,978	3,022,000	2,797,500	2,619,500	(402,500)
Grant Fund-Health	4,126,309	4,127,900	4,240,500	4,261,400	133,500
Total by Fund	6,537,287	7,149,900	7,038,000	6,880,900	(269,000)
Object					
Personal Services	4,668,429	5,483,300	5,536,400	5,540,700	57,400
Contractual Services	1,382,405	1,181,400	1,155,800	1,019,000	(162,400)
Supplies & Materials	388,688	412,900	261,900	256,100	(156,800)
Business & Travel	33,816	32,600	41,300	34,600	2,000
Capital Outlay	16,581	0	0	0	0
Grants, Contribution	47,368	39,700	42,600	30,500	(9,200)
Total by Object	6,537,287	7,149,900	7,038,000	6,880,900	(269,000)

- The increase in Personal Services is attributable to Countywide increases to the pay package.
- The decrease in Contractual Services is attributed to the elimination of the Life Screen Program.
- The decrease in Supplies & Materials is due to the reduction in flu clinics.

Health Department

FY2015 Approved Budget

Environmental Health Services

Program Statement

The Bureau of Environmental Health promotes and protects public health and safety through environmental regulation, inspection, and education of the public in areas of food protection, housing, private septic systems and wells, recreational water quality, and zoonotic diseases.

Environmental Health Administration provides management and leadership to the Bureau, and facilitates and coordinates support services, including fiscal management, personnel oversight, information technology, and data analysis.

The Sanitary Engineering program promotes and protects public health and safety through a wide range of inspection and regulatory activities associated with the installation of private septic systems and wells in the County. Additional functions of the program include public swimming pool and spa inspections and licensing, pool operator and lifeguard licensing, inspecting vehicles used to transport septic tank waste, and undertaking studies to evaluate the quality of groundwater for well water users.

The Housing and Food Protection Services program protects the health, safety and general welfare of the citizens and visitors of Anne Arundel County by ensuring safe and sanitary housing conditions. The Program licenses and inspects a wide range of activities including food service facilities and special events, multiple dwellings, mobile home parks, adoptive and foster homes, camps and exotic bird facilities. The program also investigates complaints concerning health and safety and hazards including trash, sewage and wastewater discharges, general nuisances, animal waste, rodents and housing violations.

The Office of Assessment, Planning and Response (OAPR) establishes and maintains a sustained level of response capability for public health emergencies. OAPR continues ongoing efforts to ensure local and regional readiness, interagency collaboration, and preparedness for bioterrorism events, outbreaks of infectious disease, and other public health threats and emergencies.

Budget Summary

General Class of Expenditure	Actual FY2013	Original FY2014	Estimate FY2014	Budget FY2015	Inc (Dec) from Orig.
Fund					
General Fund	5,354,681	5,907,300	5,678,000	6,569,200	661,900
Grant Fund-Health	792,540	694,500	639,800	633,600	(60,900)
Total by Fund	6,147,220	6,601,800	6,317,800	7,202,800	601,000
Object					
Personal Services	5,386,538	6,003,800	5,812,700	6,419,200	415,400
Contractual Services	473,826	410,500	392,800	539,400	128,900
Supplies & Materials	67,835	74,600	63,300	199,000	124,400
Business & Travel	29,473	25,300	24,100	27,800	2,500
Capital Outlay	167,551	60,800	3,000	0	(60,800)
Grants, Contribution	21,997	26,800	21,900	17,400	(9,400)
Total by Object	6,147,220	6,601,800	6,317,800	7,202,800	601,000

- The increase in Personal Services is attributable to Countywide increases to the pay package.
- The increase in Contractual Services and Supplies & Materials is primarily attributed to the addition of the Oral Rabies Vaccine (ORV) Program. In addition, an increase in the mosquito control program and an operating lease rate adjustment contributed to the increase in Contractual Services.
- The decrease in Capital Outlay is attributable to a reduction in grant funding.

Health Department

FY2015 Approved Budget

School Health & Support

Program Statement

The Bureau of School Health and Support provides county residents with school health nursing, audiology, and vision and hearing screening.

School Health and Support Administration provides leadership, management direction and support appropriate to individual employees and teams in order to continuously improve performance in the bureau. Emphasis is placed on cost-effectiveness, quality measures, adhering to governmental regulation, and compliance with Health Department policies and procedures. Day-to-day activities include fiscal management, facilities management, and personnel oversight for the three programs.

The School Health Services program preserves, protects and promotes the health of public school children. The program includes school nursing and support services, such as vision and hearing screening, as well as audiology testing primarily for County public school students. These services provide health teaching, counseling, screenings, home visiting, health promotion, case management and coordination of care for special needs students, as well as emergency management, crisis intervention, first aid, and medication administration. The program provides about 80,000 treatments annually in all of Anne Arundel County's schools.

Budget Summary

General Class of Expenditure	Actual FY2013	Original FY2014	Estimate FY2014	Budget FY2015	Inc (Dec) from Orig.
Fund					
General Fund	11,419,000	12,242,900	11,767,500	12,509,300	266,400
Grant Fund-Health	417,700	452,700	488,000	422,200	(30,500)
Total by Fund	11,836,700	12,695,600	12,255,500	12,931,500	235,900
Object					
Personal Services	11,327,731	12,152,300	11,707,800	12,391,600	239,300
Contractual Services	309,030	343,900	354,200	338,300	(5,600)
Supplies & Materials	95,697	124,800	114,000	121,700	(3,100)
Business & Travel	87,684	71,100	76,000	72,900	1,800
Capital Outlay	16,558	3,500	3,500	7,000	3,500
Total by Object	11,836,700	12,695,600	12,255,500	12,931,500	235,900

- This unit provides direct health care services to the County school system by employing 45 State Merit employees, 265 Contractual employees, and 1 County Merit employee.
- The increase in Personal Services is attributable to Countywide increases to the pay package and the addition of Monarch and Applied Technology schools to the school health program.

Health Department

FY2015 Approved Budget

Behavioral Health Services

Program Statement

The Behavioral Health Bureau assesses mental health and substance abuse problems, promotes behavioral health through education, prevention, and treatment. It provides leadership in organizing effective public and private strategies to meet the needs of County residents affected by mental health, substance abuse and violence.

Behavioral Health Administration is responsible for providing coordination and supervision of the bureau services, including program and funding oversight of the Sexual Assault Crisis Center and the Domestic Violence Program. The Young Woman's Christian Association (YWCA) is the vendor for both the Sexual Assault Crisis Center and the Domestic Violence Program.

Adolescent and Family Services provides both outpatient mental health and addiction services to the youth of Anne Arundel County. The Mental Health program provides services to children and adolescents ranging in age from 5 to 18 years old. The Addiction program provides assessment and treatment services to those 12 to 17 years of age.

The Adult Addiction Clinic provides assessment, referral and medication treatment (including methadone and buprenorphine) to County residents diagnosed with opiate dependency. The Adult Addiction Clinic collaborates with multiple community and private providers to coordinate patient care, develop policies and problem solving.

Community Treatment Services is responsible for coordination of substance abuse assessment, referral and treatment services for indigent county residents. Services are primarily accessed by individuals involved in the Criminal Justice System. The four programming elements designed to reduce barriers to treatment are: Assessment and Treatment Referral Program; Community Treatment Services Funding Office; and Drug Court Community Care Monitoring (CCM) Program.

The Adult Evaluation and Review Services (AERS) and the Medical Assistance Personal Care Programs serve adults over the age of 55. These programs work closely with the Community Care Partnership Nurse Case Management Program at the Department of Aging and Disabilities.

Budget Summary

General Class of Expenditure	Actual FY2013	Original FY2014	Estimate FY2014	Budget FY2015	Inc (Dec) from Orig.
Fund					
General Fund	3,598,775	5,778,900	5,948,900	6,257,800	478,900
Grant Fund-Health	8,317,336	6,617,100	6,557,900	6,759,600	142,500
Total by Fund	11,916,111	12,396,000	12,506,800	13,017,400	621,400
Object					
Personal Services	6,099,110	6,919,100	7,048,000	7,485,400	566,300
Contractual Services	4,505,285	4,308,400	3,910,300	3,727,300	(581,100)
Supplies & Materials	275,122	280,300	269,900	366,700	86,400
Business & Travel	23,694	29,700	29,400	47,500	17,800
Capital Outlay	191,396	8,000	19,200	7,100	(900)
Grants, Contribution	821,504	850,500	1,230,000	1,383,400	532,900
Total by Object	11,916,111	12,396,000	12,506,800	13,017,400	621,400

- The increase in Personal Services is attributable to Countywide increases to the pay package.
- The Contractual Services decrease and Grants & Contributions increase are as a result of a net shift in Addictions Treatment and Recovery Support Services Grant Dollars to Providers of Care.
- Grants, Contributions & Other contains:
 - \$490,000 - General Fund contribution to the Grant Fund to meet County match requirements
 - \$227,100 - Indirect cost allocation to the Grant Fund
 - \$494,500 - Addictions Treatment & Prevention and Recovery & Support Services Grants
 - \$171,800 - Halfway House Grants

Health Department
Family Health Services

FY2015 Approved Budget

Program Statement

The Bureau of Family Health Services is comprised of the following programs: Dental Health, WIC, Healthy Start, REACH/Administrative Care Coordination/Ombudsman, and Eligibility and Enrollment.

The Dental Health Program provides dental care and oral care information to special population groups, with an emphasis on pediatric care.

The Special Supplemental Nutrition Program for Women, Infants and Children (WIC) provides low-income women and children up to age 5 who are at nutritional risk healthy foods to supplement diets and information on healthy eating and promotes breastfeeding.

Healthy Start provides home-based case management services to prenatal and postpartum women, high/at risk families, infants and children.

The REACH Program provides access to quality health care and discounted prescription drugs for low-income uninsured individuals. The Administrative Care Coordination/Ombudsman Program provides outreach, education and coordination of care for residents of the County enrolled in HealthChoice.

The Eligibility and Enrollment Program provides access to health care for eligible low to moderate income Anne Arundel County residents through the Maryland Children’s Health Program and Medical Assistance for Families Medical Assistance Transportation provides transportation to Medicaid-covered health care for eligible Medicaid and Health Choice recipients in Anne Arundel County

Budget Summary

General Class of Expenditure	Actual FY2013	Original FY2014	Estimate FY2014	Budget FY2015	Inc (Dec) from Orig.
Fund					
General Fund	3,257,697	2,427,800	2,339,200	2,245,800	(182,000)
Grant Fund-Health	6,683,135	6,883,800	6,989,400	7,820,900	937,100
Total by Fund	9,940,831	9,311,600	9,328,600	10,066,700	755,100
Object					
Personal Services	6,536,779	6,311,000	6,210,100	6,476,900	165,900
Contractual Services	2,519,941	2,322,600	2,404,000	2,928,700	606,100
Supplies & Materials	209,012	166,300	175,300	156,400	(9,900)
Business & Travel	62,439	66,300	82,900	76,100	9,800
Capital Outlay	43,349	14,000	17,500	5,000	(9,000)
Grants, Contribution	569,310	431,400	438,800	423,600	(7,800)
Total by Object	9,940,831	9,311,600	9,328,600	10,066,700	755,100

- The increase in Personal Services is attributable to Countywide increases to the pay package.
- The increase in Contractual Services is attributed to the increase in the Medical Assistance Transportation grant.

**Health Department
General Fund**

FY2015 Approved Budget

Personnel Summary - Positions in the County Classified Service

Job Code - Title	Plan	Grade	FY2013 Approved	FY2014 Request	FY2014 Approved	FY2014 Adjusted	FY2015 Budget	Variance
0212 Office Support Assistant II	OS	4	1	1	1	1	1	0
0222 Secretary II	OS	4	1	1	1	1	1	0
0231 Administrative Secretary	NR	12	1	1	1	1	1	0
0245 Senior Management Assistant	NR	19	3	3	3	3	3	0
0264 Program Manager	NR	19	4	4	4	4	4	0
0265 Program Specialist I	NR	15	2	2	2	2	2	0
0275 Addictions Specialist	NR	14	12	12	12	12	12	0
0276 Director, Public Health Progrms	NR	21	3	3	3	3	3	0
0277 Dep Director, Public Hlth Prog	NR	20	2	2	2	2	2	0
0873 GIS Specialist	NR	15	1	1	1	1	1	0
1221 Environmental Sanitarian II	NR	15	25	25	25	25	25	0
1222 Environmental Sanitarian III	NR	16	9	9	9	9	9	0
1225 Environmental Sanitarian Supvr	NR	17	8	8	8	8	8	0
1261 Crisis Intervention Counselor	NR	14	1	1	1	1	1	0
2342 Engineer II	NR	17	0	1	1	1	1	0
2343 Engineer III	NR	18	1	1	1	1	1	0
4017 Human Services Specialist	NR	15	4	4	4	4	4	0
4018 Human Services Supervisor	NR	17	1	1	1	1	1	0
4023 Special Program Manager II	NR	16	2	2	2	2	2	0
Fund Summary			81	82	82	82	82	0
Department Summary			81	82	82	82	82	0

**Health Department
General Fund**

FY2015 Approved Budget

Personnel Summary - Positions Exempt from the County Classified Service

Job Code - Title	Plan	Grade	FY2013 Approved	FY2014 Request	FY2014 Approved	FY2014 Adjusted	FY2015 Budget	Variance
0200 Admin Secty To Dpt/Agency Head	E	1	1	1	1	1	1	0
Fund Summary			1	1	1	1	1	0
Department Summary			1	1	1	1	1	0

Mission Statement

The Anne Arundel County Department of Social Services will assist County residents to achieve and maintain self-sufficiency, provide services to strengthen individuals and families, and join our community partners in the protection of vulnerable adults and children.

Major Accomplishments

- Over \$141 million in benefits were provided to County residents in 2013, to be spent in the local economy.
- Monthly, the agency provided Food Stamps to 42,117 households and access to health care to about 29,436 individuals, provided cash assistance to 3,639 families through the Temporary Cash Assistance program, 609 adults through the Temporary Disability Assistance Program, and 453 children were served through our Child Care Subsidy unit.
- Federal requirements measure the rate at which children are subjected to repeat maltreatment. In FY13, the Anne Arundel County rating core for the avoidance of repeat maltreatment was 95%.
- FY 2013, \$175,500 in County Emergency Assistance funds, \$50,300 in State Flex Funds and \$285,334 in State Emergency Assistance funds were made available to County residents to prevent utility shut offs, to provide pharmacy assistance, and to prevent eviction.
- The Department provides services 24 hours a day for County residents. Every evening and weekend, there are at least two workers and a supervisor on call. Calls include referrals of maltreatment to children and vulnerable adults, assessment of families and single adults who may be homeless and in need of shelter, and all other requests for information and deferral. Emergencies are dealt with when the call is received, and non-emergent calls are forwarded to the Department on the next business day. There were 2515 calls received after hours in FY 13.

- At the Family Support Center, 344 children received child & family care and 260 fathers had enrolled in Young Fathers Program and high school graduation programs (Teen Parent Alternative, GED).
- The Work Opportunities Program achieved over 1000 job placements for County residents at an average wage of almost \$11 per hour. The Department of Social Services provides almost \$900,000 per year to AAWDC to provide job related services for FY2013.
- Anne Arundel County DSS was the first in the State to establish a home that provides supervised visitation to children who are in State custody. In FY 13, there were 748 supervised visits.
- In FY2013, there were 173 children in out of home care and 31 new resource homes were approved for placement of foster children.
- Our Holiday Sharing Program served 1,826 families at Thanksgiving and 4,848 Families at Christmas. The monetary value of the volunteer time and 739 donations is worth \$2,256,990.
- Homeless Resource Day was on March 29, 2014. The event cost \$4k in County funds. Estimated value of the day is worth over \$260,000 in donated services which assisted 495 homeless individuals.
- The Back to School program, a partnership between DSS and the Board of Education, assisted 6,593 students in county elementary schools. Twelve middle schools received \$1,000 each for school supplies. 949 donors made this possible. Monetary value of this program is \$535,293.

Key Objectives

- Coordinate a yearly Homeless Resource Day.
- Partner with Board of Education to offer school supplies to 6,000 underprivileged children.
- Prevent homelessness through eviction prevention, utility assistance.
- Provide support and assistance to relative caregivers who are raising children.

Comparative Statement of Expenditures

General Classifications of Expenditure	Actual FY2013	Original FY2014	Estimate FY2014	Budget FY2015	Inc (Dec) from Orig.
Fund					
General Fund	4,006,019	4,627,900	4,150,400	4,627,300	(600)
Grant Fund-Social Services	1,006,461	1,044,900	1,106,400	1,023,900	(21,000)
Total by Fund	5,012,480	5,672,800	5,256,800	5,651,200	(21,600)
Character					
Adult Services	1,962,452	2,154,000	2,060,200	2,223,100	69,100
Family & Youth Services	2,787,303	3,214,200	2,914,900	3,119,800	(94,400)
Family Preservation	262,724	304,600	281,700	308,300	3,700
Total by Character	5,012,480	5,672,800	5,256,800	5,651,200	(21,600)
Object					
Personal Services	3,702,113	4,248,300	3,902,100	4,187,100	(61,200)
Contractual Services	96,134	102,900	154,000	97,300	(5,600)
Supplies & Materials	18,689	29,100	22,600	29,100	0
Business & Travel	3,173	14,000	12,000	14,000	0
Grants, Contributions & Other	1,192,371	1,278,500	1,166,100	1,323,700	45,200
Total by Object	5,012,480	5,672,800	5,256,800	5,651,200	(21,600)

Department of Social Services

FY2015 Approved Budget

Summary of Budgeted Positions in County Classified Service

Category	Auth FY2013	Approved FY2014	Adjusted FY2014	Budget FY2015	Inc (Dec) from Orig.
Fund					
General Fund	14	14	14	14	0
Total by Fund	14	14	14	14	0
Character					
Family & Youth Serv	14.00	14.00	14.00	14.00	0.00
Total-Character	14.00	14.00	14.00	14.00	0.00
Barg Unit					
Non-Represented	13.00	13.00	13.00	13.00	0.00
Office Support	1.00	1.00	1.00	1.00	0.00
Total-Barg Unit	14.00	14.00	14.00	14.00	0.00

- In addition to the 14 Merit employees illustrated above, the Department is comprised of:
 76 Exempt Employees - Non-merit employees hired on a contractual basis
 6 Salary Supplements - County supplements for State salaries
 3 State Merit Employees - Salaries partially reimbursed by the State
- A listing of all positions, by department and by job title, is provided at the end of this section.

Performance Measures

Measure	Actual FY2012	Actual FY2013	Estimate FY2014	Estimate FY2015
<u>Adult Services</u>				
Adults Housed & Supervised	3	3	3	3
Bed nights - Homeless Shelter	41,000	41,000	45,000	45,000
Meals - Homeless Shelter	40,000	40,000	40,000	43,000
Local Emergency Assistance Client	1,159	1,457	1,515	1,552
<u>Family & Youth Services</u>				
Physical Exams-Abused Children	35	35	42	35
Emgncy Intake Calls-Child Prot Sv	1,269	1,300	1,330	1,360
Foster Care Supplements-Children	44	44	44	44
New Foster Home Recruits	42	42	43	41

Department of Social Services

FY2015 Approved Budget

Adult Services

Program Statement

Adult Services includes gap-filling funding for Adult Foster Care, operating costs for Sarah’s House Supportive Housing Program, and local emergency assistance when other resources have been exhausted or are not available and the Community Resource Center.

Adult Foster Care – provides funds to ensure safe, stable and supervised living arrangements for disabled adults who have a chronic mental and/or physical illness. These adults are without relative resources, and are at risk of being institutionalized.

Homeless Shelter Program – provides operating funds for the Sarah’s House Supportive Housing Program for homeless men, women and children via a contract with Associated Catholic Charities. Sarah’s House has 66 beds in the emergency shelter and 62 beds in the transitional shelter. Oversight is provided by Anne Arundel County Department of Social Services which serves as the single source of referrals for the program.

Work Opportunities – ensures Temporary Cash Assistance (TCA) applicants and recipients meet the federal work participation rates. Many services are provided to assist customers in gaining self- sufficiency.

Local Emergency Assistance – provides funds for gap-filling services for county citizens in need. These services may include emergency shelter, medications and prescriptions, food, transportation, psychiatric services, home maintenance and repair, and moving and storage of possessions in cases of evictions. These funds provide often-crucial services on an emergency assistance basis when other resources cannot be found.

Community Resource Center – a “mall-like” facility with a single point of entry, which brokers services and resources for the citizens of Anne Arundel County. The center, which is operated by the Department of Social Services, houses eleven (11) State and community based partner organizations.

Budget Summary

General Class of Expenditure	Actual FY2013	Original FY2014	Estimate FY2014	Budget FY2015	Inc (Dec) from Orig.
Fund					
General Fund	1,316,887	1,496,600	1,403,000	1,510,200	13,600
Grant Fund-Social S	645,566	657,400	657,200	712,900	55,500
Total by Fund	1,962,452	2,154,000	2,060,200	2,223,100	69,100
Object					
Personal Services	768,971	933,300	920,100	946,900	13,600
Contractual Services	37,114	42,200	34,600	44,300	2,100
Supplies & Materials	197	1,000	600	1,000	0
Grants, Contribution	1,156,171	1,177,500	1,104,900	1,230,900	53,400
Total by Object	1,962,452	2,154,000	2,060,200	2,223,100	69,100

- The Adult Services program contains 26 County Exempt Employees hired on a contractual basis.
- The increase in Personal Services is attributable to Countywide increases to the pay package.
- Grants and Contributions include Federal and State grants and child care for the County’s homeless shelter at Sarah’s House in Fort Meade.

Department of Social Services
Family & Youth Services

FY2015 Approved Budget

Program Statement

The Family & Youth Services Program provides services that protect vulnerable children and their families. It includes Family Support centers, Child Protective Services, Foster Care to Children, Legal Services and Support Services.

Support Services – provides funding for administrative support for agency programs and County projects managed by the Department of Social Services. Two fiscal positions help manage and assist with administrative work related to the County budget, associated revenue and grants and processing requisitions, receiving, and accounts payable through the County's financial system.

Family Support Centers – located in Annapolis and Glen Burnie , they offer a variety of services and programs for Anne Arundel County families including: Free on-site childcare for parents receiving services, Transportation to and from the Center within a fifteen minute radius, Developmental screening for infants and toddlers, Parenting classes and support groups, Home Visitation/Parenting and Life Skills Services, Young Fathers Support Network, Building Blocks Youth Program, Computer training classes, Health services, Emergency baby supplies, Adult Education Classes, English As a Second Language, Job Readiness Training, Counseling and Referrals.

Child Protective Services – provides funds for seven workers and one supervisory position who assist police in investigating complaints of child sexual assault and assist families of assaulted children in dealing with the legal system.

Foster Care to Children – funds several training seminars for prospective foster parents. It provides needed materials and supplies to the Foster Parent Association to enable this group to recruit additional foster parents for County children.

Legal Services – provides state-mandated legal services for agency juvenile court and guardianship cases. County funds are partially offset by Federal matching funds.

Budget Summary

General Class of Expenditure	Actual FY2013	Original FY2014	Estimate FY2014	Budget FY2015	Inc (Dec) from Orig.
Fund					
General Fund	2,426,408	2,826,700	2,465,700	2,808,800	(17,900)
Grant Fund-Social S	360,895	387,500	449,200	311,000	(76,500)
Total by Fund	2,787,303	3,214,200	2,914,900	3,119,800	(94,400)
Object					
Personal Services	2,676,665	3,012,600	2,702,500	2,934,100	(78,500)
Contractual Services	52,773	58,500	117,200	50,800	(7,700)
Supplies & Materials	18,493	28,100	22,000	28,100	0
Business & Travel	3,173	14,000	12,000	14,000	0
Grants, Contribution	36,200	101,000	61,200	92,800	(8,200)
Total by Object	2,787,303	3,214,200	2,914,900	3,119,800	(94,400)

- The Family & Youth Services program is comprised of 11 County Merit Employees, plus 3 Attorneys from the Office of Law, 41 County Exempt Employees hired on a contractual basis and 3 State Positions.
- The decrease in Personal Services is primarily attributed to changes in contractual employees.

Department of Social Services
Family Preservation

FY2015 Approved Budget

Program Statement

The Family Preservation Program represents a partnership between the Department and the State to establish a service delivery system to enhance the well-being of children and their families.

Budget Summary

General Class of Expenditure	Actual FY2013	Original FY2014	Estimate FY2014	Budget FY2015	Inc (Dec) from Orig.
Fund					
General Fund	262,724	304,600	281,700	308,300	3,700
Total by Fund	262,724	304,600	281,700	308,300	3,700
Object					
Personal Services	256,477	302,400	279,500	306,100	3,700
Contractual Services	6,247	2,200	2,200	2,200	0
Total by Object	262,724	304,600	281,700	308,300	3,700

- There is no County funding associated with this program. The State provides the full amount budgeted.
- Personal Services funds 8 County Exempt positions hired on a contractual basis.

**Department of Social Services
General Fund**

FY2015 Approved Budget

Personnel Summary - Positions in the County Classified Service

Job Code - Title	Plan	Grade	FY2013 Approved	FY2014 Request	FY2014 Approved	FY2014 Adjusted	FY2015 Budget	Variance
0213 Office Support Specialist	OS	6	1	1	1	1	1	0
0241 Management Assistant I	NR	15	2	2	2	2	2	0
0242 Management Assistant II	NR	17	1	1	1	1	1	0
0513 Attorney III	NR	21	1	1	1	1	1	0
4017 Human Services Specialist	NR	15	1	1	1	1	1	0
4022 Special Program Manager I	NR	14	2	2	2	2	2	0
4023 Special Program Manager II	NR	16	3	3	3	3	3	0
Fund Summary			11	11	11	11	11	0
Department Summary			11	11	11	11	11	0

Mission Statement

To fight and drive down all crimes while working in partnership with our community.

Major Accomplishments

- Initiated Operation EAGLE which targeted distracted drivers using cell phones and texting. Officers used written warnings, citations and pamphlets as a tool to educate the public.
- Western District detectives solved a series of daytime burglaries when a detective was able to identify one of the suspects. The detective then partnered with Baltimore County Police, where the suspect resided, to utilize a GPS location device on the suspect's vehicle. Investigation revealed a storage unit utilized by the suspects in which a search warrant was also obtained. Over a half million dollars worth of stolen property was recovered and returned to its owners.
- Volunteer programs within the department provided over 25,000 hours of service to the taxpayers of the County.
- Special enforcement investigations resulted in the total dismantling of ten drug organizations within the County.
- Seized more than \$1.9 million worth of controlled dangerous substances during various investigations.
- Conducted weekly low cost rabies clinics vaccinating 4,308 pets and held monthly microchip clinics implanting 241 microchips this year to increase the success rate of pets reuniting with their owners.

Key Objectives

- Formulation of a new centralized Precious Metals Theft Unit while utilizing an offender based strategy to effectively identify repeat offenders to aid investigations and combat metal thefts globally.
- Partner our covert investigative assets with federal, state and local law enforcement to identify drugs sources and aggressively pursue them. Prevention strategies will include Drug Enforcement Agency (DEA) training for all School Resource Officers to establish prescription drug and heroin education for middle and high school students.
- Determine the nexus between commercial robberies and citizen robberies within each patrol district to help identify suspects more quickly. Decentralize commercial robbery investigations within the agency and develop effective response strategies.
- Utilize the "Intelligence Led Policing" philosophy to effectively identify repeat offenders of theft from autos and determine areas victimized on a regular basis. Develop patrol strategies to deter, prevent and solve cases. Continue to develop public relation strategies to educate the community of crime prevention measures.

Comparative Statement of Expenditures

General Classifications of Expenditure	Actual FY2013	Original FY2014	Estimate FY2014	Budget FY2015	Inc (Dec) from Orig.
Fund					
General Fund	105,660,390	107,697,500	111,050,100	120,878,200	13,180,700
Forfeit & Asset Seizure Fnd	580,355	703,200	678,200	480,100	(223,100)
Grant Fund-Police Dept	560,541	725,800	504,000	800,000	74,200
Video Lottery Impact Aid Fund	0	2,700,000	2,700,000	3,200,000	500,000
Total by Fund	106,801,287	111,826,500	114,932,300	125,358,300	13,531,800
Character					
Patrol Services	51,838,755	52,529,900	56,543,900	57,578,500	5,048,600
Special Services	20,587,215	21,167,200	21,250,600	22,342,700	1,175,500
Admin Services	33,794,962	37,426,200	36,459,600	44,957,000	7,530,800
Forfeiture & Asset Seizure Exp	580,355	703,200	678,200	480,100	(223,100)
Total by Character	106,801,287	111,826,500	114,932,300	125,358,300	13,531,800
Object					
Personal Services	91,784,913	96,623,200	100,158,500	104,943,900	8,320,700
Contractual Services	11,191,902	11,728,300	11,295,900	14,655,600	2,927,300
Supplies & Materials	1,930,212	1,983,900	1,895,000	2,308,500	324,600
Business & Travel	144,865	217,700	221,000	275,300	57,600
Capital Outlay	1,650,471	1,153,400	1,241,900	3,055,000	1,901,600
Grants, Contributions & Other	98,924	120,000	120,000	120,000	0
Total by Object	106,801,287	111,826,500	114,932,300	125,358,300	13,531,800

Police Department

FY2015 Approved Budget

Summary of Budgeted Positions in County Classified Service

Category	Auth FY2013	Approved FY2014	Adjusted FY2014	Budget FY2015	Inc (Dec) from Orig.
Fund					
General Fund	907	917	917	947	30
Total by Fund	907	917	917	947	30
Character					
Executive Services	37.60	0.00	0.00	0.00	0.00
Patrol Services	503.00	459.00	508.00	497.00	(11.00)
Special Services	173.00	134.00	127.00	145.00	18.00
Admin Services	193.00	323.60	282.00	305.00	23.00
Total-Character	906.60	916.60	917.00	947.00	30.00
Barg Unit					
Labor/Maintenance	109.00	108.00	108.00	108.00	0.00
Non-Represented	71.60	73.60	74.00	74.00	0.00
Office Support	70.00	70.00	70.00	70.00	0.00
Police Lieutenant	32.00	32.00	32.00	32.00	0.00
Police Officers	552.00	561.00	561.00	591.00	30.00
Police Sergeants	72.00	72.00	72.00	72.00	0.00
Total-Barg Unit	906.60	916.60	917.00	947.00	30.00

Performance Measures

Measure	Actual FY2012	Actual FY2013	Estimate FY2014	Estimate FY2015
<u>Executive Services</u>				
CDS Cases Analyzed	2,280	2,318	2,300	2,300
Traffic Citations Issued	70,228	65,335	68,000	68,000
Auto Theft Cases	88	87	92	92
Extraditions	74	84	75	75
Commercial Vehicles Inspected	600	607	610	625
Narcotics Cases Assigned	320	272	350	350
Narcotics Cases Closed	255	350	370	370
Cases Assigned to Homicide	62	53	65	65
Child Abuse Cases Assigned	199	198	196	200
Robbery Cases Assigned	82	79	88	88
911 Calls Received (Avg)	939	878	902	906
Animals Successfully Adopted	1,926	2,278	2,000	2,000
Incident Reports Processed	49,742	51,242	50,000	52,000
Arrests	16,914	14,940	18,500	18,500

- In addition to the positions in the Classified Service shown above, there are now four (4) exempt positions including the Police Chief, an Administrative Secretary to the Department Head, an Assistant Chief of Police, and a Police Chief of Staff.
- A summary of all positions, by department and by job title, is provided at the end of this section.

**Police Department
Patrol Services**

FY2015 Approved Budget

Program Statement

Patrol Division – Uniform patrol officers are responsible for the immediate response to calls for service including the preliminary investigation of crimes and traffic accidents, the arrest of individuals found to be in violation of state and county laws, and referral of non-enforcement matters to other agencies.

Homeland Security & Intelligence - Strives to serve as a leader in the prevention, disruption, and interdiction of organized crime, gang activity, terrorism, violent criminals, and illegal activity. Our mandate is to do so by facilitating intelligence exchange, employing proactive investigative measures, and by leveraging the use of technology to effectively operate within the Intelligence-led policing model.

Budget Summary

General Class of Expenditure	Actual FY2013	Original FY2014	Estimate FY2014	Budget FY2015	Inc (Dec) from Orig.
Fund					
General Fund	51,626,075	49,534,100	53,973,200	54,967,500	5,433,400
Grant Fund-Police D	212,680	295,800	244,700	285,000	(10,800)
Video Lottery Impac	0	2,700,000	2,326,000	2,326,000	(374,000)
Total by Fund	51,838,755	52,529,900	56,543,900	57,578,500	5,048,600
Object					
Personal Services	51,361,519	52,021,600	55,999,500	56,915,600	4,894,000
Contractual Services	344,326	337,400	340,100	484,900	147,500
Supplies & Materials	117,556	144,300	177,500	139,500	(4,800)
Business & Travel	4,168	16,800	10,300	8,800	(8,000)
Capital Outlay	11,186	9,800	16,500	29,700	19,900
Total by Object	51,838,755	52,529,900	56,543,900	57,578,500	5,048,600

- The increase in Personal Services is attributable to Countywide increases to the pay package and an adjustment to turnover.
- The Police budget includes \$3.2 million in Video Lottery Impact Aid for the staffing of the new posts near Arundel Mills and sustaining services in the communities in immediate proximity to the VLT Facility.
- Contractual Services consists mainly of the prisoner transportation contract.

**Police Department
Special Services**

FY2015 Approved Budget

Program Statement

School Resource Officers – This program works in partnership with the AACo Board of Education. The school resource officers assist with identifying students at risk for academic failure, truancy, and or involvement in criminal activities.

Special Operations – Responsible for providing response support in emergency situations requiring specialized tactics and / or equipment including barricades and maritime operations.

Traffic Safety – Responsible for the investigation of serious departmental accidents, fatal accidents, traffic trends and analysis, the chemical test program, the towing program, motorcycle operations, taxi cab inspections and more.

K-9 Patrol – The responsibility of the Canine Unit is to provide line support to divisions within the department with specially trained police dogs.

Aviation – Serves the police department’s need for aerial search and reconnaissance capability.

Special Enforcement Section - Responsible for the investigation of major drug trafficking organizations; prescription drug diversion; vice crimes (including human trafficking, prostitution and illegal gambling).

Criminal Investigation - Responsible for the investigation of homicides; kidnappings; uses of deadly force by law enforcement; in-custody deaths; rape; felony sex offenses; violations committed by registered sexual offenders; child and vulnerable adult abuse; critical missing persons; major auto theft cases; major financial crimes; and crimes and regulatory violations related to pawn, second hand, and precious metal dealers.

Community Relations – Manages and supervises Arundel Mills Public Safety Corridor as well as all activities associated with the Residential Security Program, Police Explorers Program, Citizens Police Academy, Police Reserve Officer Program, Volunteers in Police Service (VIPS), Chaplains Program, Senior Liaison Program, Court Liaison, Bike Patrol Unit, and the Agency’s False Alarm Project.

Budget Summary

General Class of Expenditure	Actual FY2013	Original FY2014	Estimate FY2014	Budget FY2015	Inc (Dec) from Orig.
Fund					
General Fund	20,587,215	21,167,200	21,250,600	22,342,700	1,175,500
Total by Fund	20,587,215	21,167,200	21,250,600	22,342,700	1,175,500
Object					
Personal Services	19,486,901	19,981,100	20,157,400	21,018,500	1,037,400
Contractual Services	778,821	778,100	744,400	889,100	111,000
Supplies & Materials	289,508	290,400	248,100	311,600	21,200
Business & Travel	24,678	28,100	29,200	67,300	39,200
Capital Outlay	7,306	89,500	71,500	56,200	(33,300)
Total by Object	20,587,215	21,167,200	21,250,600	22,342,700	1,175,500

- School Crossing Guards are provided with a 5% wage increase.
- Most of the increase in Personal Services is attributable to countywide increases to the pay package.
- The majority of Contractual Services is comprised of vehicle operations and replacement for School Resource Officers and the Red Light Camera program.

**Police Department
Admin Services**

FY2015 Approved Budget

Program Statement

The Bureau of Administrative Services provides operational support to the rest of the department as follows:

Communications – Provides coordination of incoming and outgoing 911 calls for police, fire and EMS service.

Training Academy – Recruitment as well as entry-level, in-service and specialized training as required by the Maryland Police Training Commission.

Personnel – Responsible for transfer, promotions, terminations, retirements, monitors compliance with FMLA, ADA FLSA and labor agreements.

Records – Responsible for maintaining control and custody of police incident reports and criminal history records as well as the FBI’s Uniform Crime Reporting Program.

Animal Control – Ensuring public safety, the humane treatment of animals, and providing quality professional services to the public.

Evidence Collection – Collection and processing of physical evidence, crime scene and special forensic photography, identification, latent print examination, and coordination of other lab services.

Crime Lab – Secures and ID’s CDS, serological testing and DNA analysis to support investigations and prosecutions.

Technology & Property – Provides research and coordination of technology as well as evidence storage and quartermaster functions.

Management & Planning – Oversees management and administrative functions such as fiscal analysis, budget, vehicle fleet, procurement, and grant administration.

Budget Summary

General Class of Expenditure	Actual FY2013	Original FY2014	Estimate FY2014	Budget FY2015	Inc (Dec) from Orig.
Fund					
General Fund	33,447,101	36,996,200	35,826,300	43,568,000	6,571,800
Grant Fund-Police D	347,861	430,000	259,300	515,000	85,000
Video Lottery Impac	0	0	374,000	874,000	874,000
Total by Fund	33,794,962	37,426,200	36,459,600	44,957,000	7,530,800
Object					
Personal Services	20,936,493	24,620,500	24,001,600	27,009,800	2,389,300
Contractual Services	10,068,755	10,467,800	10,211,400	13,281,600	2,813,800
Supplies & Materials	1,523,147	1,549,200	1,469,400	1,857,400	308,200
Business & Travel	116,019	152,800	181,500	199,200	46,400
Capital Outlay	1,150,547	635,900	595,700	2,609,000	1,973,100
Total by Object	33,794,962	37,426,200	36,459,600	44,957,000	7,530,800

- Thirty (30) new Police Officer positions are included in the Training Academy budget. Once training is completed, they will be transferred to their new assignments.
- The increase in Personal Services is attributable to Countywide increases to the pay package and the addition of 30 Police Officers.
- Contractual Services consists mainly of costs related to vehicle maintenance and operations. The budget increase is mainly driven by initiation of a more aggressive replacement program, the addition of thirty new vehicles and a one-time addition of \$600,000 to replace vehicles totalled over the past few years.
- Capital Outlay provides for 30 new vehicles for the new Officers as well as \$750,000 for license plate readers of which \$500,000 is funded by VLT revenues.

Police Department

FY2015 Approved Budget

Forfeiture & Asset Seizure Exp

Program Statement

The Forfeit and Asset Seizure Fund is used to account for funds received through the United States Department of Justice Forfeiture Program. The primary purpose of this program is to deter crime by depriving criminals of the profits and proceeds of their illegal activities and to weaken criminal enterprises by removing the instrumentalities of crime. An ancillary purpose of the program is to enhance cooperation among federal, state, and local law enforcement agencies through the equitable sharing of federal forfeiture proceeds.

Any state or local law enforcement agency that directly participates in an investigation or prosecution that results in a federal forfeiture may request an equitable share of the net proceeds of the forfeiture. The budget represented here provides the local appropriation authority necessary for the Chief of Police to authorize the expenditure these funds in accordance with the Equitable Sharing Agreement and annual certification report.

Prior to FY2010, this Fund was also used to account for forfeiture proceeds arising from the enforcement of State laws. It has recently been determined by the County Office of Law that the various provisions of State law that govern such forfeitures indicate that any money that is forfeited, as well as the proceeds of the sale of other forfeited assets, must go to the County Controller for deposit into the County's General Fund. Therefore, the balance of proceeds related to State forfeitures, or about \$250,000, was transferred from this Fund into the General Fund at the end of FY2009.

As a matter of policy, the County will continue to use these State forfeiture proceeds for the same purposes they have been used for in the past; to provide funding for capital outlay purchases in the Police Department.

Budget Summary

General Class of Expenditure	Actual FY2013	Original FY2014	Estimate FY2014	Budget FY2015	Inc (Dec) from Orig.
Fund					
Forfeit & Asset Seiz	580,355	703,200	678,200	480,100	(223,100)
Total by Fund	580,355	703,200	678,200	480,100	(223,100)
Object					
Contractual Services	0	145,000	0	0	(145,000)
Business & Travel	0	20,000	0	0	(20,000)
Capital Outlay	481,432	418,200	558,200	360,100	(58,100)
Grants, Contribution	98,924	120,000	120,000	120,000	0
Total by Object	580,355	703,200	678,200	480,100	(223,100)

- The FAST Fund budget provides for the purchases of one-time durable law enforcement items and services.

**Police Department
General Fund**

FY2015 Approved Budget

Personnel Summary - Positions in the County Classified Service

Job Code - Title	Plan	Grade	FY2013 Approved	FY2014 Request	FY2014 Approved	FY2014 Adjusted	FY2015 Budget	Variance
0211 Office Support Assistant I	OS	2	4	4	4	4	4	0
0212 Office Support Assistant II	OS	4	16	16	16	16	16	0
0213 Office Support Specialist	OS	6	10	10	10	10	10	0
0222 Secretary II	OS	4	5	5	5	5	5	0
0223 Secretary III	OS	6	1	1	1	1	1	0
0224 Management Aide	NR	12	2	2	2	2	2	0
0241 Management Assistant I	NR	15	6	6	6	6	6	0
0242 Management Assistant II	NR	17	2	3	3	3	3	0
0245 Senior Management Assistant	NR	19	1	1	1	1	1	0
0246 Senior Budget Mgmt Analyst	NR	21	1	1	1	1	1	0
0255 Public Services Dispatcher	LM	7	2	2	2	2	2	0
0264 Program Manager	NR	19	2	2	2	2	2	0
0265 Program Specialist I	NR	15	1	0	1	0	0	0
0266 Program Specialist II	NR	17	1	2	1	2	2	0
0712 Storekeeper II	LM	6	2	2	2	2	2	0
0716 Warehouse Manager	NR	14	1	1	1	1	1	0
0873 GIS Specialist	NR	15	1	1	1	1	1	0
1003 Animal Control Officer	LM	8	10	10	10	10	10	0
1011 Animal Control Technician	LM	9	2	2	2	2	2	0
1021 Animal Control Supervisor	NR	15	2	2	2	2	2	0
1031 Animal Control Administrator	NR	20	1	1	1	1	1	0
1511 Latent Print Examiner I	NR	14	1	2	2	2	2	0
1512 Latent Print Examiner II	NR	16	2	2	2	2	2	0
1516 Forensic Chemist II	NR	17	4	4	4	4	4	0
1517 Senior Forensic Chemist	NR	18	2	2	2	2	2	0
1518 Forensic Chemist Supervisor	NR	19	1	1	1	1	1	0
1521 Police Records Manager	NR	19	1	1	1	1	1	0
1525 Crime Scene Technician II	OS	11	12	12	12	12	12	0
1527 Evidence Coordinator	NR	15	1	1	1	1	1	0
1528 Evidence Coordinator Leader	NR	16	1	1	1	1	1	0
1532 Booking Officer	OS	7	22	22	22	22	22	0
1535 Polygraph Examiner	NR	15	1	1	1	1	1	0
1536 Photographic Laboratory Techn	NR	12	1	1	1	1	1	0
1537 Sr Photographic Laborat Techn	NR	13	1	1	1	1	1	0

**Police Department
General Fund**

FY2015 Approved Budget

Personnel Summary - Positions in the County Classified Service

Job Code - Title	Plan	Grade	FY2013 Approved	FY2014 Request	FY2014 Approved	FY2014 Adjusted	FY2015 Budget	Variance
1539 Senior Special Investigator	NR	15	1	1	1	1	1	0
1540 Police Communicat Operator IV	NR	16	4	4	4	4	4	0
1541 Police Communicat Operator I	LM	9	29	27	27	27	27	0
1542 Police Fleet Coordinator	NR	13	1	1	1	1	1	0
1543 Police Communicat Operator II	LM	10	52	53	53	53	53	0
1544 Police Communicat Coordinator	NR	14	1	1	1	1	1	0
1545 Police Communicat Operator III	NR	14	11	11	11	11	11	0
1546 Police Communications Manager	NR	20	1	1	1	1	1	0
1547 Special Investigator	NR	14	2	2	2	2	2	0
1549 Communications System Manager	NR	16	1	1	1	1	1	0
1551 Police Officer	P	1	111	130	130	103	133	30
1552 Police Officer First Class	P	1A	79	94	94	91	85	-6
1553 Police Corporal	P	1B	362	337	337	367	373	6
1561 Police Sergeant	P	2	72	72	72	72	72	0
1571 Police Lieutenant	P	3	32	32	32	32	32	0
1581 Police Captain	P	4	8	9	9	9	9	0
1585 Police Major	P	5	3	3	3	3	3	0
1591 Deputy Police Chief	P	6	2	1	1	1	1	0
2111 Custodial Worker	LM	2	6	6	6	6	6	0
2412 Maintenance Worker II	LM	5	6	6	6	6	6	0
Fund Summary			907	917	917	917	947	30
Department Summary			907	917	917	917	947	30

**Police Department
General Fund**

FY2015 Approved Budget

Personnel Summary - Positions Exempt from the County Classified Service

Job Code - Title	Plan	Grade	FY2013 Approved	FY2014 Request	FY2014 Approved	FY2014 Adjusted	FY2015 Budget	Variance
0158 Chief Of Police	E	8	1	1	1	1	1	0
0200 Admin Secty To Dpt/Agency Head	E	1	1	1	1	1	1	0
1586 Asst Chief of Police	E	7	0	0	0	1	1	0
1587 Police Chief of Staff	E	5	0	0	0	1	1	0
Fund Summary			2	2	2	4	4	0
Department Summary			2	2	2	4	4	0

Fire Department

FY2015 Approved Budget

Mission Statement

The mission of the Anne Arundel County Fire Department is to provide essential emergency and non-emergency services to eliminate threats to life, property, and the environment to the residents of Anne Arundel County and surrounding communities.

Major Accomplishments

- Over \$23.8 Million collected in Emergency Medical Service (EMS) Transport Fees since program inception.
- Estimate over \$2 million in cost savings through reduction in work-related injuries via Exercise Kinesiology Program Specialist and Wellness and Fitness Program.
- Increased staffing at Herald Harbor and Galesville Fire Stations which resulted in improved ISO rating for those two areas.
- Implemented a Rapid Dispatch Protocol that reduced 911 call processing times by 50%.
- Re-commissioned the Fire Advisory Board.
- Enhanced marine responses by placing a Volunteer Rescue Boat in-service at the Deale VFD.
- Instituted changes to the Fire Academy Recruit Training process to realize cost savings by streamlining the curriculum of pre-trained personnel that were entering the academy.
- Launched a Diversity Recruitment Plan and established a Departmental Recruitment Workgroup.
- Placed (2) additional Basic Life Support Ambulances in-service by cross staffing these units with existing personnel from fire suppression units.

Key Objectives

- Complete the design phase and begin construction of the new Lake Shore Fire Station capital project.
- Review and revise emergency medical responses to ensure the most effective use of available resources.
- Work groups are developing appropriate goals in accordance with the Strategic Plan and the Commission on Excellence Report.
- Continue to prepare for the impact of Base Realignment and Closure (BRAC) in the Fort Meade area.
- Improve the Wellness and Fitness initiative to continue reduced firefighter injuries.
- Continue to evaluate the "Paramedic Engine" concept to reduce Advance Life Support (ALS) response times.
- Identify and use report based data to make strategic decisions that will improve services to residents, create best practices, and produce efficiencies.
- Empower our residents, regardless of age to improve their health, safety and preparedness through topic based public education.

Comparative Statement of Expenditures

General Classifications of Expenditure	Actual FY2013	Original FY2014	Estimate FY2014	Budget FY2015	Inc (Dec) from Orig.
Fund					
General Fund	99,276,787	99,023,400	102,744,700	102,144,800	3,121,400
Grant Fund-Fire Dept	1,539,055	2,152,700	1,304,900	5,646,300	3,493,600
Video Lottery Impact Aid Fund	0	7,000,000	5,000,000	7,000,000	0
Total by Fund	100,815,841	108,176,100	109,049,600	114,791,100	6,615,000
Character					
Planning & Logistics	19,409,739	21,157,400	24,944,900	30,321,200	9,163,800
Operations	79,478,346	84,406,600	82,382,700	82,877,700	(1,528,900)
Emergency Management	1,927,756	2,612,100	1,722,000	1,592,200	(1,019,900)
Total by Character	100,815,841	108,176,100	109,049,600	114,791,100	6,615,000
Object					
Personal Services	86,504,272	92,436,500	94,313,400	93,681,900	1,245,400
Contractual Services	8,349,591	8,900,900	8,431,100	9,658,400	757,500
Supplies & Materials	2,332,826	2,928,700	2,532,100	7,480,800	4,552,100
Business & Travel	152,409	220,600	165,400	216,900	(3,700)
Capital Outlay	2,931,443	3,061,400	2,999,600	3,125,100	63,700
Grants, Contributions & Other	545,300	628,000	608,000	628,000	0
Total by Object	100,815,841	108,176,100	109,049,600	114,791,100	6,615,000

Fire Department

FY2015 Approved Budget

Summary of Budgeted Positions in County Classified Service

Category	Auth FY2013	Approved FY2014	Adjusted FY2014	Budget FY2015	Inc (Dec) from Orig.
Fund					
General Fund	782	777	890	896	6
Grant Fund-Fire De	1	1	1	1	0
Total by Fund	783	778	891	897	6
Character					
Planning & Logistics	90.00	89.00	195.00	103.00	(92.00)
Operations	691.00	687.00	693.00	791.00	98.00
Emergency Manage	2.40	2.40	3.00	3.00	0.00
Total-Character	783.40	778.40	891.00	897.00	6.00
Barg Unit					
Fire Battalion Chief	17.00	17.00	17.00	17.00	0.00
Fire	717.00	712.00	825.00	833.00	8.00
Labor/Maintenance	16.00	16.00	16.00	16.00	0.00
Non-Represented	23.40	23.40	23.00	21.00	(2.00)
Office Support	10.00	10.00	10.00	10.00	0.00
Total-Barg Unit	783.40	778.40	891.00	897.00	6.00

Performance Measures

Measure	Actual FY2012	Actual FY2013	Estimate FY2014	Estimate FY2015
<u>Planning & Logistics</u>				
Responses to calls for service	78,200	73,707	79,100	80,000
Repairs to apparatus	2,300	2,415	2,535	2,661
Hazardous materials incidents	95	56	80	90
Inspections performed by FMO	5,935	5,472	7,692	7,600
Inspections performed by Stations	5,280	6,345	6,000	6,000
Fire Investigations	370	300	310	310
Public fire safety educ. classes	105	536	560	575
Arson case closures	26%	51%	45%	45%
Smoke Alarm Outreach	150	133	150	160

- In addition to the positions in the Classified Service shown above, there are now four (4) exempt positions including the Fire Chief, an Administrative Secretary to the Department Head, an Assistant Fire Chief and a Fire Chief of Staff.
- The Office of Emergency Management is located within the Fire Department's budget and is overseen by a civilian Director of Emergency Management.
- A summary of all positions, by department and by job title, is provided at the end of this section.

**Fire Department
Planning & Logistics**

FY2015 Approved Budget

Program Statement

The Planning Bureau supports the Department mission as follows:

Administration Section -This section is headed by the Bureau Deputy Chief. This section includes human resources and fiscal management.

Records Section - A Management Assistant I is responsible for the administration of Fire and EMS reports generated as a result of emergency responses.

Payroll Section - Three Office Support Specialists receive payroll and leave reports from field timekeepers and re-enter this information into the Time and Attendance System or onto MSA paper time sheets.

Fire Training - Provides training of new recruits when necessary as well as ongoing training for incumbent personnel to maintain professional certifications, improve the general training levels of employees, and enhance the safety of personnel.

Fire Investigations – Provides investigative services following fire incidents including determination of origin, cause of the fire, and follow-up arson investigation.

Fire Inspections – Provides inspection services for permitted building activity as well as coordination of in-service fire inspections performed by station personnel and review of plans associated with permit applications.

Operations Support – Coordinates the repair and maintenance of fire apparatus, the testing and maintenance of self-contained breathing apparatus, and the inventory of replacement equipment, protective clothing and uniforms.

Communications – Provides call taking and dispatch services in response to calls for service. Maintains all forms of communications, phones, radios and pagers.

Capital Projects - Provides oversight and control of department capital projects.

Budget Summary

General Class of Expenditure	Actual FY2013	Original FY2014	Estimate FY2014	Budget FY2015	Inc (Dec) from Orig.
Fund					
General Fund	19,409,739	21,157,400	24,944,900	25,629,000	4,471,600
Grant Fund-Fire De	0	0	0	4,692,200	4,692,200
Total by Fund	19,409,739	21,157,400	24,944,900	30,321,200	9,163,800
Object					
Personal Services	9,895,505	10,487,700	14,465,100	12,454,800	1,967,100
Contractual Services	7,172,496	7,366,300	7,208,000	8,622,400	1,256,100
Supplies & Materials	667,265	1,204,600	1,172,100	6,625,600	5,421,000
Business & Travel	4,592	3,300	5,600	93,900	90,600
Capital Outlay	1,669,881	2,095,500	2,094,100	2,524,500	429,000
Grants, Contribution	0	0	0	0	0
Total by Object	19,409,739	21,157,400	24,944,900	30,321,200	9,163,800

- The increase in Personal Services is attributable to Countywide increases to the pay package and the movement of positions within the Department.
- Funding is included for a contractual Medical Director (\$108,000).
- The Contractual Services category mainly funds apparatus operations, maintenance, and replacement funding. The increase is a result of adjusted lease rate replacement rates.
- The Supplies and Materials category includes uniforms and safety equipment. The increase is due to a recruit class scheduled to begin in FY2015. Also included is the cost of medical supplies transferred to this category from Operations (\$760,000) and a grant of \$4.5 million for the replacement of all SCBA equipment.
- The Capital Outlay increase reflects the purchase of additional replacement Fire equipment.

Fire Department Operations

FY2015 Approved Budget

Program Statement

The Operations Bureau is responsible for the daily staffing of 31 stations located throughout the County and provides fire suppression and emergency medical services, both basic life support (ambulance) and advanced life support (paramedic):

Suppression – Is responsible for daily staffing at the 31 stations in the County, responding to calls for service involving fire suppression, medical calls as first responder, and various rescue scenarios.

Basic Life Support – Provides response to medical emergency calls where protocol indicates a requirement for basic life support and response to major fire incidents to provide medical backup / transportation.

Advanced Life Support – Provides response to medical emergency calls where protocol indicates a requirement for advanced life support and response to major fire incidents to provide medical backup / transportation.

EMS Training & Quality Assurance – Provides emergency medical training for both career and volunteer personnel and Quality Assurance of all medical providers thru the use of EMS Supervisors.

Volunteer Coordinator – One full-time employee provides coordination between management and volunteer companies. This includes managing the volunteer certification database, coordinating quarterly training with Training Division Staff, managing CDS testing for volunteers and other matters as needed.

Budget Summary

General Class of Expenditure	Actual FY2013	Original FY2014	Estimate FY2014	Budget FY2015	Inc (Dec) from Orig.
Fund					
General Fund	79,458,692	77,406,600	77,382,700	75,877,700	(1,528,900)
Grant Fund-Fire De	19,654	0	0	0	0
Video Lottery Impac	0	7,000,000	5,000,000	7,000,000	0
Total by Fund	79,478,346	84,406,600	82,382,700	82,877,700	(1,528,900)
Object					
Personal Services	76,037,937	80,933,600	79,167,600	80,536,400	(397,200)
Contractual Services	733,849	779,700	769,000	711,700	(68,000)
Supplies & Materials	1,312,257	1,301,100	1,144,100	559,800	(741,300)
Business & Travel	86,097	106,800	97,000	21,200	(85,600)
Capital Outlay	762,906	657,400	597,000	420,600	(236,800)
Grants, Contribution	545,300	628,000	608,000	628,000	0
Total by Object	79,478,346	84,406,600	82,382,700	82,877,700	(1,528,900)

- The Fire Department Budget includes \$7,000,000 in Video Lottery Impact Aid for the continued staffing of a new ambulance unit at the Harmans-Dorsey Station newly created in FY 13 and sustaining services in the communities in immediate proximity to the VLT Facility.
- Included are 8 new Fire Fighter positions partially funded in FY2015 to provide daytime staffing of additional ambulances and making those units independently staffed during peak hours.
- The Capital Outlay funding is for the replacement of Fire/Rescue Operations equipment and Advanced Life Support Equipment.
- Funds are included for the Length of Service Awards Program (LOSAP) for the volunteer community.
- Grants to volunteer fire companies are included in Grants and Contributions (\$408,000).

**Fire Department
Emergency Management**

FY2015 Approved Budget

Program Statement

The role of the Office of Emergency Management (OEM) of the Anne Arundel Fire Department, Emergency Management Bureau is to provide oversight and coordination for all countywide emergency preparedness, pre and post emergency mitigation efforts, and the development, review, approval, and integration of County emergency response planning. This includes the integration of volunteer organizations and the private sector into the County's emergency management scheme as well as oversight of response, exercises, training, and emergency operations planning.

The OEM is responsible for assuring the County's readiness and ability to respond to and recover from natural, manmade and technological emergencies. This is done by assisting county departments with their emergency preparedness, response, and recovery efforts while providing a crucial link for accessing State/Federal assistance and support. Crucial aspects of this mission include operating and managing all activations of the Anne Arundel County Emergency Operations Center, maintaining and coordinating revisions to the County Emergency Operations Plan, and providing guidance for, and the management of numerous Federal and State Department of Homeland Security Grants.

Budget Summary

General Class of Expenditure	Actual FY2013	Original FY2014	Estimate FY2014	Budget FY2015	Inc (Dec) from Orig.
Fund					
General Fund	408,356	459,400	417,100	638,100	178,700
Grant Fund-Fire De	1,519,401	2,152,700	1,304,900	954,100	(1,198,600)
Total by Fund	1,927,756	2,612,100	1,722,000	1,592,200	(1,019,900)
Object					
Personal Services	570,830	1,015,200	680,700	690,700	(324,500)
Contractual Services	443,246	754,900	454,100	324,300	(430,600)
Supplies & Materials	353,304	423,000	215,900	295,400	(127,600)
Business & Travel	61,720	110,500	62,800	101,800	(8,700)
Capital Outlay	498,657	308,500	308,500	180,000	(128,500)
Total by Object	1,927,756	2,612,100	1,722,000	1,592,200	(1,019,900)

- The majority of grant funding received in the Fire Department is managed by the Office of Emergency Management.
- The level of General Fund support for this Office focuses on personnel and those contractual costs related primarily to emergency communications.
- The decrease in Personal Services is attributable to the movement of positions within the Department, offset by Countywide increases to the pay package.
- A listing of all the grants for which appropriation is requested is provided in the Current Expense Appendix.

**Fire Department
General Fund**

FY2015 Approved Budget

Personnel Summary - Positions in the County Classified Service

Job Code - Title	Plan	Grade	FY2013 Approved	FY2014 Request	FY2014 Approved	FY2014 Adjusted	FY2015 Budget	Variance
0212 Office Support Assistant II	OS	4	2	2	2	2	2	0
0213 Office Support Specialist	OS	6	4	4	4	4	4	0
0223 Secretary III	OS	6	4	4	4	4	4	0
0224 Management Aide	NR	12	3	3	3	3	3	0
0242 Management Assistant II	NR	17	2	2	2	2	2	0
0265 Program Specialist I	NR	15	2	2	2	2	2	0
0266 Program Specialist II	NR	17	1	1	1	1	1	0
0711 Storekeeper I	LM	4	2	2	2	2	2	0
0716 Warehouse Manager	NR	14	1	1	1	1	1	0
1301 Dir of Emergency Management	NR	19	0	0	0	0	1	1
1305 Comm Systems Support Specialis	NR	13	1	1	1	1	1	0
1400 Fire Communication Operator	LM	10	9	9	9	9	9	0
1402 Fire Fighter II	F	1	183	163	163	254	283	29
1403 Fire Fighter III	F	2	159	167	167	177	166	-11
1404 FF Emergency Med Tech-Intermed	F	3	25	30	30	25	23	-2
1405 FF Emergency Medical Tech - PM	F	4	194	201	201	200	192	-8
1411 Fire Lieutenant	F	5	126	121	121	136	136	0
1421 Fire Captain	F	6	30	30	30	33	33	0
1431 Fire Battalion Chf	F	7	17	17	17	17	17	0
1441 Fire Division Chief	F	8	11	11	11	11	8	-3
1451 Fire Deputy Chief	F	9	2	2	2	2	2	0
1461 Fire Inspector	LM	12	3	3	3	3	3	0
2023 Automotive Mechanic III	LM	11	2	2	2	2	2	0
Fund Summary			783	778	778	891	897	6
Department Summary			783	778	778	891	897	6

**Fire Department
General Fund**

FY2015 Approved Budget

Personnel Summary - Positions Exempt from the County Classified Service

Job Code - Title	Plan	Grade	FY2013 Approved	FY2014 Request	FY2014 Approved	FY2014 Adjusted	FY2015 Budget	Variance
0170 Fire Chief	E	8	1	1	1	1	1	0
0200 Admin Secty To Dpt/Agency Head	E	1	1	1	1	1	1	0
1471 Asst Fire Chief	E	7	0	0	0	0	1	1
1481 Fire Chief of Staff	E	5	0	0	0	0	1	1
Fund Summary			2	2	2	2	4	2
Department Summary			2	2	2	2	4	2

Mission Statement

The mission of the Anne Arundel County Department of Detention Facilities is to provide for public safety through the detention and confinement of pre-trial detainees and convicted offenders in safe and secure institutions, and by offering alternatives to incarceration as well as services to prepare inmates for re-entry into the community.

Major Accomplishments

- Fully implemented Jail Management/IMS system to capture key data and other information, providing quick access to incarceration records for inmates. Upgrades also improved biometric photo-ID system, added a web-based learning management system for staff training and installed Wi-Fi for Pretrial Interviews.
- Fully integrated Public Defender's in the JRDC to represent inmates during daily Bail Reviews. The practice has resulted in an increased number of inmates released from custody pending future judicial hearings/trial.
- Automated GED testing requirements with Pearson-Vue to meet Maryland Department of Education mandate. This ensures our program is certified to test and guarantees results are accepted by the state. Our GED program exceeded 800 graduates during FY2014.
- Roadway to Recovery Methadone Maintenance Program is operated in partnership with Health Department to provide Methadone to inmates with drug abuse problems. Program includes key components and has resulted in an 18 month success rate of 81% with inmates continuing treatment post-release and not being re-arrested on new charges.
- Security enhancements include advanced video monitoring/recording system that fully complies with DOJ Standards governing Prison Rape Elimination Act (PREA).

- Inmate Re-entry Program expanded to include vocational, substance abuse, transportation and housing resources for inmates prior to discharge from the ORCC to their communities. Program is exceeding expectations with three year recidivism rate below 30%.
- Awarded National Institute of Corrections (NIC) Grant to provide specialized training on Corrections Fatigue and Stress. Staff who attended received certification to train others and the full program is being offered to all staff through the Department's In-Service training program.

Key Objectives

- Upgrade Security surveillance system to ensure critical security areas are monitored at all times in partnership with recommendations provided by Commission on Excellence. Objective includes cellphone disruption technology.
- Integrate Pilot MDEC (Maryland Electronic Courts) and set the standard for record sharing between courts and Jails for all Counties in Maryland.
- Ensure full compliance with Maryland Court of Appeals decision (Richmond V DeWolfe) pertaining to Bail Review and representation of Pre-trial Indigent Criminal Defendants.
- Fully integrate electronic monitoring GPS House Arrest Units to reduce the time between costly incarceration and electronic monitoring by an average of 5 days.
- Review all record retention schedules, develop platform for maintaining electronic records and eliminate use of private services by 80%.
- Ensure 100% compliance with first National Commission on Correctional Health Care (NCCHC) audit scheduled for both facilities.

Comparative Statement of Expenditures

General Classifications of Expenditure	Actual FY2013	Original FY2014	Estimate FY2014	Budget FY2015	Inc (Dec) from Orig.
Fund					
General Fund	38,698,702	40,988,300	40,342,600	42,842,400	1,854,100
Grant Fund-Detention Center	156,878	319,700	70,000	65,000	(254,700)
Inmate Benefit Fund	925,628	992,800	981,400	1,042,500	49,700
Total by Fund	39,781,208	42,300,800	41,394,000	43,949,900	1,649,100
Character					
Jennifer Road - Pretrial	22,062,280	23,568,100	23,094,200	24,282,000	713,900
Ordinance Road - Inmates	14,403,023	15,009,000	14,926,900	15,975,600	966,600
Admin/Support Service	2,390,278	2,730,900	2,391,500	2,649,800	(81,100)
Inmate Benefit Fnd Expenditure	925,628	992,800	981,400	1,042,500	49,700
Total by Character	39,781,208	42,300,800	41,394,000	43,949,900	1,649,100
Object					
Personal Services	30,035,812	31,976,400	31,717,200	33,593,400	1,617,000
Contractual Services	6,570,551	7,025,000	6,527,300	6,944,300	(80,700)
Supplies & Materials	2,124,609	2,223,300	2,103,000	2,255,300	32,000
Business & Travel	17,258	31,700	17,100	35,500	3,800
Capital Outlay	107,350	51,600	48,000	78,900	27,300
Grants, Contributions & Other	925,628	992,800	981,400	1,042,500	49,700
Total by Object	39,781,208	42,300,800	41,394,000	43,949,900	1,649,100

Department of Detention Facilities

FY2015 Approved Budget

Summary of Budgeted Positions in County Classified Service

Category	Auth FY2013	Approved FY2014	Adjusted FY2014	Budget FY2015	Inc (Dec) from Orig.
Fund					
General Fund	396	396	396	396	0
Total by Fund	396	396	396	396	0
Character					
Jennifer Road - Pret	240.00	243.00	240.00	240.00	0.00
Ordnance Road - In	140.00	137.00	140.00	140.00	0.00
Admin/Support Serv	16.00	16.00	16.00	16.00	0.00
Total-Character	396.00	396.00	396.00	396.00	0.00
Barg Unit					
Correctional Spec.	34.00	34.00	34.00	34.00	0.00
Detention Officers	245.00	245.00	243.00	243.00	0.00
Detention Sergeant	23.00	23.00	24.00	24.00	0.00
Labor/Maintenance	7.00	7.00	7.00	7.00	0.00
Non-Represented	44.00	44.00	45.00	45.00	0.00
Office Support	43.00	43.00	43.00	43.00	0.00
Total-Barg Unit	396.00	396.00	396.00	396.00	0.00

- Two exempt category employees including the Superintendent and an exempt administrative secretary complement the classified service staffing.
- A summary of all positions, by department and by job title, is provided at the end of this section.

Performance Measures

Measure	Actual FY2012	Actual FY2013	Estimate FY2014	Estimate FY2015
<u>Jennifer Road - Pretrial</u>				
Disciplinary hearings	921	854	822	892
Inmates tested for drugs	1,769	1,740	2,916	2,206
Medical clinic visits	21,546	29,757	28,932	27,547
Mental health referrals	4,113	3,508	3,857	3,941
Security breaches	0	0	0	0
<u>Ordnance Road - Inmates</u>				
Disciplinary hearings	1,502	1,608	1,080	1,200
Inmates tested for drugs	7,536	7,496	6,366	7,000
Medical clinic visits	16,121	13,002	12,084	12,567
Mental health referrals	461	521	440	449
Security breaches	0	0	0	0
<u>Admin/Support Service</u>				
Volunteers	331	332	324	340
Substance abuse program particip	520	492	634	665
House arrest intakes	209	231	238	245
Education program participation	230	217	424	430
GEDs acquired	49	57	118	120
New Weekenders	1,180	1,099	1,114	1,150

Department of Detention Facilities

FY2015 Approved Budget

Jennifer Road - Pretrial

Program Statement

The Jennifer Road Detention Center (JRDC) is the County’s maximum security, intake and pretrial detention facility. Its population is comprised primarily of men awaiting trial, though it also maintains a small population of sentenced men and women who are not appropriate for housing at the Ordinance Road Correctional Center.

Security Operations - Security staff at the Jennifer Road Detention Center are responsible for maintaining the safety of the public, staff and inmate population. Security duties include supervising the inmate population in their housing units and program activities.

Case Management - The Department employs a Case Management approach to delivering classification and program services to the inmates. For pretrial inmates, Case Management centers on offering assistance in understanding and navigating the criminal justice process.

Pretrial Services Program - The function of Pretrial Services is two fold: to make release recommendations at bail hearings and to monitor compliance with the conditions of release for defendants released to the program's supervision pending trial.

Volunteer Services – Citizen volunteers at both facilities provide religious, substance abuse, recreational, literacy and self help programs to inmates.

Records – The Records Division is responsible for interpreting, maintaining, and complying with all court orders governing commitment and release from custody, calculation of diminution of sentence (“good time”) credits, and maintaining the inmate Management Information System.

Mental Health Services – DDF offers a system of mental health service delivery that begins with assessment following intake, continues with treatment, and concludes with aftercare and case management services upon release. The Mental Health Unit houses inmates with mental illness until they are stabilized and returned to the general population or released.

Budget Summary

General Class of Expenditure	Actual FY2013	Original FY2014	Estimate FY2014	Budget FY2015	Inc (Dec) from Orig.
Fund					
General Fund	22,062,280	23,568,100	23,094,200	24,282,000	713,900
Total by Fund	22,062,280	23,568,100	23,094,200	24,282,000	713,900
Object					
Personal Services	17,668,522	18,996,900	18,651,100	19,466,700	469,800
Contractual Services	3,511,733	3,642,800	3,569,800	3,874,200	231,400
Supplies & Materials	855,506	898,400	846,000	905,600	7,200
Business & Travel	1,827	3,300	2,300	8,500	5,200
Capital Outlay	24,692	26,700	25,000	27,000	300
Total by Object	22,062,280	23,568,100	23,094,200	24,282,000	713,900

- The increase in Personal Services is attributable to Countywide increases to the pay package. This amount has been offset by an adjustment to turnover.
- Re-bidding of the District Court Security contract results in an increase of \$151,000 in Contractual Services. An increase in the grant to the Public Defenders Office of \$83,000 is also included.

Department of Detention Facilities
Ordnance Road - Inmates

FY2015 Approved Budget

Program Statement

The Ordnance Road Correctional Center (ORCC) was designed to house minimum and medium security men and women who have been convicted and sentenced for terms up to 18 months.

Security Operations – Security Staff at the Ordnance Road Correctional Center are responsible for maintaining the safety of the public, staff, and inmate population.

Case Management - The Department employs a Case Management approach to delivering classification and program services to the inmate population. Case Management includes advocacy, intake, assessment, classification, referral, intervention, monitoring, and evaluation.

Treatment, Addictions, Mental Health & Recovery (TAMAR) – Provides group and individual counseling for women at ORCC who have suffered abuse or trauma.

Community Services – A form of restitution where participants "pay" for their misconduct by providing uncompensated hours of service to the community.

Work Release – Allows eligible inmates to maintain regular employment while serving their sentences, facilitating payment of family support, fines, court costs, taxes and restitution.

Substance Abuse Services - Offers substance abuse education, aftercare planning and case management pot-release.

People Acquiring Skills for Success (PASS) – Provides job readiness coaching and placement services.

Inmate Work Program – Assigns qualified inmates to work details which serve other County Departments and agencies including Public Works, Animal Control, Inspections and Permits, Landfill, and Food Bank.

House Arrest Sentencing Program (HAASP) - An alternative to incarceration where offenders are confined to their homes during established curfew

Budget Summary

General Class of Expenditure	Actual FY2013	Original FY2014	Estimate FY2014	Budget FY2015	Inc (Dec) from Orig.
Fund					
General Fund	14,403,023	15,009,000	14,926,900	15,975,600	966,600
Total by Fund	14,403,023	15,009,000	14,926,900	15,975,600	966,600
Object					
Personal Services	11,010,349	11,559,000	11,605,100	12,543,600	984,600
Contractual Services	2,614,429	2,705,000	2,570,000	2,701,100	(3,900)
Supplies & Materials	761,161	714,900	726,500	711,300	(3,600)
Business & Travel	5,312	5,200	2,300	2,700	(2,500)
Capital Outlay	11,772	24,900	23,000	16,900	(8,000)
Total by Object	14,403,023	15,009,000	14,926,900	15,975,600	966,600

- The increase in Personal Services is attributable to Countywide increases to the pay package. This amount has been offset by an adjustment to turnover.

Department of Detention Facilities

FY2015 Approved Budget

Admin/Support Service

Program Statement

General Department Administration provides interdepartmental support for the operations of the two facilities and the programs operated at each location. Responsibilities include procurement; budgeting and expenditure control; inmate accounting and commissary; contract monitoring; personnel and payroll; correctional standards compliance; information technology; and training.

Budget Summary

General Class of Expenditure	Actual FY2013	Original FY2014	Estimate FY2014	Budget FY2015	Inc (Dec) from Orig.
Fund					
General Fund	2,233,400	2,411,200	2,321,500	2,584,800	173,600
Grant Fund-Detenti	156,878	319,700	70,000	65,000	(254,700)
Total by Fund	2,390,278	2,730,900	2,391,500	2,649,800	(81,100)
Object					
Personal Services	1,356,941	1,420,500	1,461,000	1,583,100	162,600
Contractual Services	444,389	677,200	387,500	369,000	(308,200)
Supplies & Materials	507,943	610,000	530,500	638,400	28,400
Business & Travel	10,119	23,200	12,500	24,300	1,100
Capital Outlay	70,886	0	0	35,000	35,000
Total by Object	2,390,278	2,730,900	2,391,500	2,649,800	(81,100)

- The increase in Personal Services is attributable to Countywide increases to the pay package.
- The decrease in Contractual Services results from lower grant funding.

Department of Detention Facilities

FY2015 Approved Budget

Inmate Benefit Fnd Expenditure

Program Statement

This special revenue fund is used to account for inmate benefit and welfare activities. These activities include the commissary operation as well as the acquisition of goods and services to support the health, education, and recreation of the general inmate population.

Commissary – Provides various products including snacks, reading materials, etc. to inmates who are able to purchase them; there is no cost to taxpayers.

Welfare activities – Provides inmates with general hygiene items, recreational items including magazines and newspapers, and educational resources at no cost to taxpayers.

Budget Summary

General Class of Expenditure	Actual FY2013	Original FY2014	Estimate FY2014	Budget FY2015	Inc (Dec) from Orig.
Fund					
Inmate Benefit Fun	925,628	992,800	981,400	1,042,500	49,700
Total by Fund	925,628	992,800	981,400	1,042,500	49,700
Object					
Grants, Contribution	925,628	992,800	981,400	1,042,500	49,700
Total by Object	925,628	992,800	981,400	1,042,500	49,700

- The Inmate Benefit Fund is a self-sustaining operation that receives no tax payer funding.
- The Fund purchases wide ranging items for inmates from the proceeds of the Center's commissary.

**Department of Detention Facilities
General Fund**

FY2015 Approved Budget

Personnel Summary - Positions in the County Classified Service

Job Code - Title	Plan	Grade	FY2013 Approved	FY2014 Request	FY2014 Approved	FY2014 Adjusted	FY2015 Budget	Variance
0212 Office Support Assistant II	OS	4	8	8	8	8	8	0
0213 Office Support Specialist	OS	6	18	18	18	18	18	0
0223 Secretary III	OS	6	2	2	2	2	2	0
0241 Management Assistant I	NR	15	2	2	2	2	2	0
0242 Management Assistant II	NR	17	4	5	5	5	5	0
0265 Program Specialist I	NR	15	5	5	5	5	5	0
0266 Program Specialist II	NR	17	1	1	1	1	1	0
0462 Financial Clerk I	OS	7	1	1	1	1	1	0
0463 Financial Clerk II	NR	11	1	1	1	1	1	0
0712 Storekeeper II	LM	6	2	2	2	2	2	0
1201 Detention Officer	D	1	205	205	205	203	203	0
1202 Detention Corporal	D	2	40	40	40	40	40	0
1203 Detention Sergeant	D	3	23	23	23	24	24	0
1204 Detention Lieutenant	D	5	9	9	9	9	9	0
1206 Detention Captain	D	6	2	2	2	3	3	0
1207 Asst Correctional Facility Admin	D	7	3	3	3	3	3	0
1209 Correctional Facility Adminis	D	8	2	2	2	2	2	0
1214 Correctional Program Spec I	C	1	1	1	1	1	1	0
1215 Correctional Program Spec II	C	2	33	33	33	33	33	0
1216 Correctional Records Clerk	OS	7	14	14	14	14	14	0
1217 Correctional Support Servc Mgr	NR	20	1	1	1	1	1	0
1265 Criminal Justice Program Supvr	C	3	8	7	7	7	7	0
1271 Laundry Supervisor	NR	12	2	2	2	2	2	0
1547 Special Investigator	NR	14	2	2	2	2	2	0
2122 Facilities Maintenance Mech II	LM	9	5	5	5	5	5	0
2131 Facilities Maintenance Supvr	NR	14	2	2	2	2	2	0
Fund Summary			396	396	396	396	396	0
Department Summary			396	396	396	396	396	0

**Department of Detention Facilities
General Fund**

FY2015 Approved Budget

Personnel Summary - Positions Exempt from the County Classified Service

Job Code - Title	Plan	Grade	FY2013 Approved	FY2014 Request	FY2014 Approved	FY2014 Adjusted	FY2015 Budget	Variance
0156 Superintendent Detention Cente	E	8	1	1	1	1	1	0
0200 Admin Secty To Dpt/Agency Head	E	1	1	1	1	1	1	0
Fund Summary			2	2	2	2	2	0
Department Summary			2	2	2	2	2	0

Mission Statement

The mission and responsibility of the Circuit Court for Anne Arundel County is to provide a forum for expedient disposition of justice in accordance with the laws of the State of Maryland.

Major Accomplishments

- Continued hearing cases within Case Time Standards, which contributed to Anne Arundel County's ranking as the most efficient of the "big five" counties in Maryland.
- Implementation of the Maryland Electronic Court System (MDEC) is set to go live Columbus Day Weekend, October 11-13, 2014 with the Circuit Court for Arundel County as the initial roll-out county for this historic project.
- Continued successful "Ask-A-Lawyer-In-The-Library" Program to assist the general public with Civil Non-Family Law issues.
- Implemented in-house Foreclosure ADR Program which helps resolve foreclosure cases without costly litigation and enables many homeowners in Anne Arundel County to create workable solutions in their cases.
- New Jury Management System to be implemented in May 2014. Jury Plus program is a statewide initiative which will allow jurors to complete juror questionnaires on-line and request rescheduled dates more easily.

Key Objectives

- Continue to reduce the time from filing to disposition in all cases and implement MDEC program for increased efficiency.
- Increase the number of participants served in drug treatment programs.
- Enhance web-based information on Family Law education and resources.

Personnel Summary

All employees of the Circuit Court are in the exempt service and are not subject to the County's personnel laws and policies.

The FY2015 Budget includes funding for 49 positions including the Court Administrator, management assistants and aides, court reporters as well as a variety of positions to provide court scheduling, paralegal service; a cadre of bailiffs are employed on per diem basis.

The State Judiciary funds all of the costs of the Court's Judges and Law Clerks and assumed the costs of the Court Masters. For those (3) Court Masters opting to remain in the County benefit plan the State will reimburse the County. Finally, the Court also employs 9 grant-funded positions principally in the family law and drug-courts for adults as well as juveniles. The State also fully reimburses for County for all Juror fees.

These exempt employees are not subject to the position control section (6-1-110) of the County Code. However, these positions are treated similarly to "classified" positions by the County's Office of Personnel pursuant to section 6-2-104 of the County Code. The estimated costs associated with these exempt positions, together with other positions of a "contractual" nature have been used to build this budget.

A listing of all positions, by department and job title, is provided in the Current Expense Budget Appendix.

Commentary

- The increase in Personal Services is attributable to countywide increases to the pay package.
- Contractual Services includes \$230,000 in General Fund expenditures to pay juror fees, for which the county receives a 100% reimbursement. The State of Maryland reimburses the County quarterly based on actual juror fee payouts.

Comparative Statement of Expenditures

General Classifications of Expenditure	Actual FY2013	Original FY2014	Estimate FY2014	Budget FY2015	Inc (Dec) from Orig.
Fund					
General Fund	4,772,469	4,924,900	4,992,200	5,196,900	272,000
Grant Fund-Circuit Court	1,027,071	1,326,300	599,700	1,333,100	6,800
Circuit Court Special Fund	148,718	231,000	230,000	231,000	0
Total by Fund	5,948,258	6,482,200	5,821,900	6,761,000	278,800
Character					
Disposition of Litigation	5,948,258	6,482,200	5,821,900	6,761,000	278,800
Total by Character	5,948,258	6,482,200	5,821,900	6,761,000	278,800
Object					
Personal Services	5,059,736	5,315,800	5,076,100	5,611,600	295,800
Contractual Services	526,842	674,300	336,700	681,700	7,400
Supplies & Materials	115,802	137,500	90,600	126,500	(11,000)
Business & Travel	240,791	348,600	315,500	335,200	(13,400)
Capital Outlay	5,086	6,000	3,000	6,000	0
Total by Object	5,948,258	6,482,200	5,821,900	6,761,000	278,800

**Circuit Court
General Fund**

FY2015 Approved Budget

Personnel Summary - Positions Exempt from the County Classified Service

Job Code - Title	Plan	Grade	FY2013 Approved	FY2014 Request	FY2014 Approved	FY2014 Adjusted	FY2015 Budget	Variance
8624 Ct Program Specialist I	NR	15	0	0	0	0	0	0
8625 Ct Program Specialist II	NR	17	1	1	1	0	0	0
8626 Ct Program Manager	NR	19	1	1	1	1	1	0
8629 Court Social Worker	NR	16	8	8	8	8	8	0
8632 Court Clerk III	NR	6	1	1	1	1	1	0
8640 Court Administrative Secretary	NR	11	1	1	1	1	1	0
8643 Court Bailiff Supervisor	NR	4	1	1	1	1	1	0
8646 Court Paralegal	NR	12	2	2	2	2	2	0
8647 Court Reporter I	NR	12	3	3	3	3	3	0
8648 Court Reporter II	NR	15	1	1	1	1	1	0
8653 Masters Administrative Aide	NR	12	6	6	6	6	6	0
8655 Court Management Asst I	NR	15	13	13	13	14	14	0
8656 Court Management Asst II	NR	17	5	6	6	6	6	0
8658 Deputy Jury Commissioner	NR	14	1	1	1	1	1	0
8659 Jury Commissioner	NR	17	1	1	1	1	1	0
8660 Family Law Administrator	NR	19	1	1	1	1	1	0
8663 Court Administrator	NR	23	1	1	1	1	1	0
8665 Master Circuit Court	NR	23	3	3	3	3	3	0
8666 Court Systems Programmer	NR	17	1	1	1	1	1	0
8669 Court Assignment Clerk	NR	11	0	0	0	0	0	0
8669 Court Assignment Clerk	NR	12	3	3	3	3	3	0
8670 Director of Court Operations	NR	20	1	1	1	1	1	0
8671 Assistant Director Assignment	NR	14	1	1	1	1	1	0
8677 Director of Assignment	NR	17	1	1	1	1	1	0
Fund Summary			57	58	58	58	58	0
Department Summary			57	58	58	58	58	0

Orphans' Court

FY2015 Approved Budget

Mission Statement

The Orphans' Court is a court of limited special jurisdiction, responsible for conducting judicial probate, directing the conduct of a personal representative, and passing any orders which may be required in the course of the administration of an estate.

Orphans' Court judges are elected directly by the voters of Anne Arundel County. The Governor designates one of the judges as a chief judge.

Commentary

The budget for the Orphans' Court changes to reflect the cost of new changes in health insurance coverage.

Each judge receives an expense allowance up to \$150 per month for personal expenses incidental to their duties.

Personnel Summary

The Orphans' Court consists of three elected Judges whose salaries are fixed in law.

Comparative Statement of Expenditures

General Classifications of Expenditure	Actual FY2013	Original FY2014	Estimate FY2014	Budget FY2015	Inc (Dec) from Orig.
Fund					
General Fund	113,225	123,400	114,100	118,100	(5,300)
Total by Fund	113,225	123,400	114,100	118,100	(5,300)
Character					
Orphans Court	113,225	123,400	114,100	118,100	(5,300)
Total by Character	113,225	123,400	114,100	118,100	(5,300)
Object					
Personal Services	106,495	116,200	107,000	110,900	(5,300)
Contractual Services	1,772	1,800	2,100	1,800	0
Supplies & Materials	1,428	1,500	1,500	1,500	0
Business & Travel	3,530	3,900	3,500	3,900	0
Total by Object	113,225	123,400	114,100	118,100	(5,300)

**Orphans' Court
General Fund**

FY2015 Approved Budget

Personnel Summary - Positions Exempt from the County Classified Service

Job Code - Title	Plan	Grade	FY2013 Approved	FY2014 Request	FY2014 Approved	FY2014 Adjusted	FY2015 Budget	Variance
8612 Chief Judge Orphans Court	EO	8	1	1	1	1	1	0
8613 Orphans Court Judge	EO	7	2	2	2	2	2	0
Fund Summary			3	3	3	3	3	0
Department Summary			3	3	3	3	3	0

Mission Statement

The Office of the State's Attorney is responsible for the prosecution of individuals charged with crimes committed in Anne Arundel County, ranging from serious traffic offenses to murder. The operations are divided between the Circuit, Juvenile, and two District Courts located in Annapolis and Glen Burnie. Additionally, a civil unit seizes and imposes forfeitures for property obtained through illegal drug activities.

Major Accomplishments

- Successful prosecution of thousands of serious motor vehicle and criminal matters in the District Court and Circuit Court for Anne Arundel County ensuring that criminals are held accountable for their actions and keeping Anne Arundel County safe.
- A new Community Outreach Program was developed in 2013 with a goal of increasing the number of crime prevention presentations to constituents. These presentations include: (1) Cybersafety: Keeping Children Safe in a High Tech World; (2) Communities Against Senior Exploitation: How to Prevent You or Your Loved Ones from Becoming a Victim of Crime; (3) Gang-Related Investigations and Prosecution: Prevention and Community Awareness; (4) Avoiding Identity Theft: How to Deter, Detect, and Defend Against It; (5) Dating Violence Awareness and Prevention; (6) Forensic Evidence in the 21st Century.
- Driving While Suspended Diversion. Diverted 627 cases from the courts and provided classes to offenders to teach them ways to avoid similar troubles in the future.
- Bad Check Unit offers local business owners the ability to collect on bad checks. The program recouped \$65,395.12 for county businesses in 2013.
- Volunteer Program allows us to support office efforts and administrative matters with the use of volunteers saving the County well over \$100K in manpower hours.

Key Objectives

- Successful prosecution of those charged with crimes in Anne Arundel County to make certain justice is served.
- Keep recidivism rates low.
- Continue to develop and provide new programs and services to the residents of Anne Arundel County.
- Commitment to partnership efforts with law enforcement agencies and other agencies for a better dialogue and concerted effort in the overall mission of criminal justice.
- Increase training and technology within the office.

Personnel Summary

All employees of the State's Attorney of the County are in the exempt service and are not subject to the County's personnel laws and policies. The FY2015 Approved Budget includes funding for 108 positions including the State's Attorney, an Administrative Assistant to the State's Attorney, two Deputies and Assistant State's Attorney positions. These exempt employees are not subject to the position control section (6-1-110) of the County Code.

A listing of all positions, by department and job title, is provided in the Current Expense Appendix.

Commentary

- The increase in Personal Services is attributable to countywide increases to the pay package.
- Business and Travel funds the Office's publications needs as well as transportation requirements for staff and trial witnesses.

Comparative Statement of Expenditures

General Classifications of Expenditure	Actual FY2013	Original FY2014	Estimate FY2014	Budget FY2015	Inc (Dec) from Orig.
Fund					
General Fund	9,000,524	9,288,800	9,142,400	9,779,700	490,900
Grant Fund-State's Attorney	400,582	408,600	463,700	595,600	187,000
Total by Fund	9,401,106	9,697,400	9,606,100	10,375,300	677,900
Character					
Office of the State's Attorney	9,401,106	9,697,400	9,606,100	10,375,300	677,900
Total by Character	9,401,106	9,697,400	9,606,100	10,375,300	677,900
Object					
Personal Services	9,018,066	9,298,800	9,210,000	9,892,800	594,000
Contractual Services	108,336	129,400	115,800	126,200	(3,200)
Supplies & Materials	150,489	129,000	155,000	137,000	8,000
Business & Travel	57,357	67,200	53,600	65,300	(1,900)
Capital Outlay	4,324	7,300	6,000	7,300	0
Grants, Contributions & Other	62,533	65,700	65,700	146,700	81,000
Total by Object	9,401,106	9,697,400	9,606,100	10,375,300	677,900

**Office of the State's Attorney
General Fund**

FY2015 Approved Budget

Personnel Summary - Positions Exempt from the County Classified Service

Job Code - Title	Plan	Grade	FY2013 Approved	FY2014 Request	FY2014 Approved	FY2014 Adjusted	FY2015 Budget	Variance
8100 State's Attorney	EO	6	1	1	1	1	1	0
8101 Admin Asst To State's Atty	SA	6	1	1	1	1	1	0
8101 Assistant to States Attorney	SA	6	0	0	0	0	0	0
8103 S/A Investigator I	SA	3	3	3	3	3	3	0
8104 S/A Investgator II	SA	4	0	0	0	0	0	0
8104 S/A Investgator II	SA	5	1	1	1	1	1	0
8110 Deputy State's Attorney	SA	8	2	2	2	2	2	0
8120 Assistant State's Attorney	SA	7	44	44	44	43	44	1
8121 S/A Office Support Assistant	SA	1	5	3	3	3	3	0
8122 S/A Case Coordinator	SA	2	18	20	20	19	19	0
8123 S/A Law Clerk	SA	2	1	1	1	2	1	-1
8124 S/A Paralegal	SA	2	8	8	8	8	8	0
8125 S/A Vic/Witness Advocate	SA	3	13	13	13	13	13	0
8126 S/A Case Manager	SA	3	2	2	2	2	2	0
8127 S/A Exec Secretary	SA	3	1	1	1	1	1	0
8128 S/A Management Assistant I	SA	3	3	3	3	3	3	0
8130 S/A Management Assistant II	SA	4	1	1	1	1	1	0
8131 S/A Mediator	SA	4	2	2	2	1	1	0
8133 S/A Public Information Officer	SA	4	0	0	0	0	0	0
8133 S/A Public Information Officer	SA	5	1	1	1	1	1	0
8134 S/A Senior Management Asst	SA	5	1	1	1	1	1	0
8135 S/A Director Vic/Witness Progs	SA	6	1	1	1	1	1	0
8136 S/A Court Systems Programmer	SA	4	1	1	1	1	1	0
Fund Summary			110	110	110	108	108	0
Department Summary			110	110	110	108	108	0

Mission Statement

To serve the citizens of Anne Arundel County and advance the Criminal Justice System and the public safety of Anne Arundel County by providing professional and uncompromising service through teamwork and a commitment to excellence and to preserve and maintain the safety and dignity of the Circuit Court and of all individuals through fair and impartial performance of duty.

Major Accomplishments

- Instituted an additional full service K-9 unit which has been instrumental in the service of numerous warrants and the detection and location of CDS.
- Anne Arundel County Warrant Intercept Program 5-year extension legislation passed for the initiative with the State of Maryland's Comptroller's Office to link individuals with open warrants and tax refund checks. It is now being mirrored by other jurisdictions and State-wide legislation has been proposed.
- Streamlined the process from intake to service of civil process documents. Maintaining the exceptional service rate on a workload that has increased 65% since 2000 without the benefit of increased staffing levels.

Key Objectives

- Oversee and monitor the initiative with the State of Maryland's Comptroller's Office to link individuals with open warrants and tax refund checks.
- Streamline the process from intake to service of civil process documents. Maintaining the exceptional service rate on the ever increasing civil documents attributed to the population growth and economic fluctuations within Anne Arundel County.
- Conduct three countywide warrant apprehension sweeps working in partnership with the Anne Arundel County Police and Annapolis Police Departments removing violent offenders off the streets and decreasing warrant backlogs.
- Work with Maryland lawmakers to expand the Warrant Intercept Program into a state-wide program.

Comparative Statement of Expenditures

General Classifications of Expenditure	Actual FY2013	Original FY2014	Estimate FY2014	Budget FY2015	Inc (Dec) from Orig.
Fund					
General Fund	7,480,326	7,706,100	8,453,400	8,797,500	1,091,400
Grant Fund-Sheriff's Office	739,550	830,700	981,500	909,200	78,500
Total by Fund	8,219,876	8,536,800	9,434,900	9,706,700	1,169,900
Character					
Office of the Sheriff	8,219,876	8,536,800	9,434,900	9,706,700	1,169,900
Total by Character	8,219,876	8,536,800	9,434,900	9,706,700	1,169,900
Object					
Personal Services	7,209,480	7,533,100	8,368,500	8,537,600	1,004,500
Contractual Services	548,719	561,600	575,200	641,400	79,800
Supplies & Materials	129,250	116,700	107,100	145,900	29,200
Business & Travel	21,529	11,800	17,500	12,300	500
Capital Outlay	36,198	53,200	106,600	94,200	41,000
Grants, Contributions & Other	274,700	260,400	260,000	275,300	14,900
Total by Object	8,219,876	8,536,800	9,434,900	9,706,700	1,169,900

Office of the Sheriff

FY2015 Approved Budget

Program Statement

Administrative Division coordinates the direction of the office, sets goals, establishes objectives, and handles daily administrative functions.

Security Bureau is comprised of the Courts and Facilities section, the Detention Command Center and the Building Command Center. These include:

- Courts and Facilities – Is responsible for the security in and adjacent to the Anne Arundel County Circuit judicial complex located in Annapolis.
- Detention Command Center – Monitors incarcerated defendants at trial and in a temporary holding area located in the Circuit Court; the unit also transports prisoners between the Detention Center and the Circuit Court.
- Building Command Center –Operates the complex electronic access controls and video surveillance equipment, monitoring and controlling pedestrian traffic in and around the facility and responding to alarms within Courthouse.

The Operations Bureau is comprised the Domestic Relations Violence Unit, the Civil Process Unit, Domestic Relations, and Records Management.

- Warrants Teams are responsible for executing warrants as well as transporting defendants arrested in other counties of the State back to Anne Arundel County for processing. They are divided among 3 teams that operate 7 days a week.
- Domestic Violence – The goal is to make every responsible effort to serve each domestic violence order post-haste. Domestic Violence Orders are issued by the District Court and the Circuit Court.
- Record management –Handles data entry and handles a large volume of records.
- Domestic Relations - This is the Child Support Unit. The program is reimbursed 66% through a cooperative reimbursement agreement.
- Civil Process – Papers range from witness summonses and subpoenas for documents, to executing judgments (i.e., the seizure of property), and handling landlord-tenant matters such as ejectments and evictions.

Commentary

- The increase in Personal Services is attributable to Countywide increases to the pay package and the funding of two new positions.
- Contractual Services primarily funds automobile cost and a variety of items required to operate the office such as telephones. The increase in Contractual Services is primarily attributed to an replacement rate adjustment.
- Supplies cover a variety of items ranging from general office supplies to uniform purchases.
- Business and Travel expenses includes training costs.
- Grants represent the County's cost of matching grants, the largest one of which is the domestic relations/ child support enforcement program.
- The monies in Capital Outlay spending purchase scheduled automotive safety items.

Office of the Sheriff

FY2015 Approved Budget

Summary of Budgeted Positions in County Classified Service

Category	Auth FY2013	Approved FY2014	Adjusted FY2014	Budget FY2015	Inc (Dec) from Orig.
Fund					
General Fund	87	87	87	90	3
Grant Fund-Sheriff's	9	9	9	9	0
Total by Fund	96	96	96	99	3
Character					
Office of the Sheriff	96.00	96.00	96.00	99.00	3.00
Total-Character	96.00	96.00	96.00	99.00	3.00
Barg Unit					
Labor/Maintenance	9.00	9.00	9.00	9.00	0.00
Non-Represented	8.00	8.00	8.00	9.00	1.00
Office Support	13.00	13.00	13.00	13.00	0.00
Deputy Sheriffs	58.00	58.00	58.00	60.00	2.00
Sheriff Sergeants	8.00	8.00	8.00	8.00	0.00
Total-Barg Unit	96.00	96.00	96.00	99.00	3.00

- Two exempt category employees including the Sheriff and the Chief Deputy complement the classified service staffing.
- A summary of all positions, by department and by job title, is provided at the end of this section.

Performance Measures

Measure	Actual FY2012	Actual FY2013	Estimate FY2014	Estimate FY2015
<u>Office of the Sheriff</u>				
Number of court sessions held	5,819	6,319	5,752	5,867
Number of court cases heard	29,046	30,586	28,720	29,294
Number of prisoner transports for	3,290	3,290	3,298	3,363
Prisoners held in custody	4,337	4,337	4,780	4,875
Circuit Court warrants served/clrd	1,749	1,594	1,414	1,485
Dist. Court warrants served/clrd	11,092	12,099	12,704	13,339
Ex Parte Peace Orders served	1,211	1,328	1,302	1,367
Ex Parte Protective Orders served	1,581	1,725	1,622	1,703
Domestic Relations arrest warrant	227	315	286	300
Domestic Relations summonses	1,406	1,195	1,394	1,464
Criminal summons-charging docs	2,368	3,032	2,760	2,898
Failure to pay rent petitions srvd	41,042	47,774	49,748	52,235
Summonses/subpoenas served	22,950	20,123	22,150	23,636
Warrants served-restit & possess	13,889	13,658	17,196	18,056

**Office of the Sheriff
General Fund**

FY2015 Approved Budget

Personnel Summary - Positions in the County Classified Service

Job Code - Title	Plan	Grade	FY2013 Approved	FY2014 Request	FY2014 Approved	FY2014 Adjusted	FY2015 Budget	Variance
0212 Office Support Assistant II	OS	4	10	10	10	10	10	0
0213 Office Support Specialist	OS	6	3	3	3	3	3	0
0224 Management Aide	NR	12	1	1	1	1	1	0
0231 Administrative Secretary	NR	12	0	0	0	0	1	1
0241 Management Assistant I	NR	15	2	2	2	2	2	0
1593 Sheriff Communication Operator	LM	6	9	9	9	9	9	0
1595 Deputy Sheriff IV	S	4	2	2	2	2	2	0
1596 Law Enforcement Train Coord	NR	14	1	1	1	1	1	0
1597 Deputy Sheriff I	S	1	58	58	58	58	60	2
1598 Deputy Sheriff II	S	2	8	8	8	8	8	0
1599 Deputy Sheriff III	S	3	2	2	2	2	2	0
Fund Summary			96	96	96	96	99	3
Department Summary			96	96	96	96	99	3

**Office of the Sheriff
General Fund**

FY2015 Approved Budget

Personnel Summary - Positions Exempt from the County Classified Service

Job Code - Title	Plan	Grade	FY2013 Approved	FY2014 Request	FY2014 Approved	FY2014 Adjusted	FY2015 Budget	Variance
0200 Admin Secty To Dpt/Agency Head	E	1	1	1	1	1	0	-1
8200 Sheriff	EO	2	1	1	1	1	1	0
8201 Chief Deputy	ET	1	1	1	1	1	1	0
Fund Summary			3	3	3	3	2	-1
Department Summary			3	3	3	3	2	-1

Mission Statement

The Board is responsible for administering and enforcing liquor laws, as well as controlling and issuing liquor licenses. Inspectors visit and inspect all licensed establishments at least twice per year to assure compliance with the rules and regulations governing the sale of alcoholic beverages at retail establishments in Anne Arundel County.

Article 2B of the Annotated Code of Maryland, governs the Board's powers. The Board of License Commissioners is appointed by the Governor with the advice and consent of the Senate, and operates under the authority of the State Comptroller.

Personnel Summary

The Board consists of three commissioners. There are three full-time staff, an attorney, and effective July 2007, 20 part-time inspectors.

Commentary

- Personal Services includes the pay package for three full-time staff that are paid, under statute, within County pay schedules.
- Personal Services changes are entirely attributable to pension and health insurance for the same staff.

Comparative Statement of Expenditures

General Classifications of Expenditure	Actual FY2013	Original FY2014	Estimate FY2014	Budget FY2015	Inc (Dec) from Orig.
Fund					
General Fund	656,005	663,500	646,400	676,900	13,400
Total by Fund	656,005	663,500	646,400	676,900	13,400
Character					
Board of License Commissnrs	656,005	663,500	646,400	676,900	13,400
Total by Character	656,005	663,500	646,400	676,900	13,400
Object					
Personal Services	515,851	531,400	514,300	539,800	8,400
Contractual Services	95,717	92,600	92,600	97,600	5,000
Supplies & Materials	22,423	23,700	23,700	23,700	0
Business & Travel	7,133	15,800	15,800	15,800	0
Capital Outlay	14,881	0	0	0	0
Total by Object	656,005	663,500	646,400	676,900	13,400

**Board of License Commissioners
General Fund**

FY2015 Approved Budget

Personnel Summary - Positions Exempt from the County Classified Service

Job Code - Title	Plan	Grade	FY2013 Approved	FY2014 Request	FY2014 Approved	FY2014 Adjusted	FY2015 Budget	Variance
8150 Attorney Bd Of License Comm	ET	4	1	1	1	1	1	0
8400 Chairman Bd Of License Comm	ET	3	1	1	1	1	1	0
8410 Commissioner, Bd of Licnse Com	ET	5	2	2	2	2	2	0
8414 Dep Chief Inspector Bd Lic Com	ET	15	1	1	1	1	1	0
8415 Chief Inspector Bd Lic Comm	ET	6	1	1	1	1	1	0
8416 Inspector Bd License Comm	ET	7	18	18	18	18	18	0
8499 Administrator Bd of Licnse Com	NR	16	2	2	2	2	2	0
8500 Secretary Bd License Comm	NR	13	1	1	1	1	1	0
Fund Summary			27	27	27	27	27	0
Department Summary			27	27	27	27	27	0

Mission Statement

The mission of the Anne Arundel County Board of Elections is to provide all eligible citizens of Anne Arundel County convenient access to voter registration; to provide all registered voters accessible locations in which they may exercise their right to vote; to ensure uniformity of election practices; to promote fair and equitable elections; and to maintain registration records, and other election-related data accurately and in a form that is accessible to the public.

The office of the Board of Elections is a State Agency totally funded by the County. The activities of the Board of Elections are driven by the demands of a four-year election cycle:

- Year one – 2014 Gubernatorial General Election (FY2015)
- Year two – 2016 Presidential Primary Election (FY2016)
- Year three – 2016 Presidential General Election (FY2017)
- Year four – 2018 Gubernatorial Primary Election (FY2018)

Major Accomplishments

- Anne Arundel County has over 377,331 active, inactive, and pending registered voters.
- Registered and updated approximately 131,640 voter registration records.
- Completed preparations for the 2014 Gubernatorial Primary Election and Early Voting, including hiring and training 2,800 election officials, locating and managing 161 polling places, 5 early voting sites, and programming 1,633 voting units and 637 electronic pollbooks.
- Completed redistricting of 197 precinct boundary lines in accordance with Joint Resolution 1 of the 2012 Legislative session, incorporating new Legislative, Councilmanic and Municipal district boundaries.
- Incorporated the new statewide Online Voter Registration (OLVR) procedures into the daily business practices for registering voters.
- Introduced Mock Election Day Training Classes to train 2,800 election officials. The Board schedules classes by polling place. This unique and successful training method has received positive feedback from Election Judges and other election officials.
- Processed approximately 22,000 returned Voter Notification Cards from the 2013 Legislative and Councilmanic Redistricting project, in accordance with the National Voter Registration Act.

Key Objectives

- Successfully manage 18 Election Days in 2014: 16 days of Early Voting and 2 Election Days.
- Prepare for the 2014 Gubernatorial General Election by hiring and training 75 temporary election clerks, locating 161 facilities to serve as polling places, locating five facilities to serve as early voting sites, recruiting, hiring, and training 2,800 election officials, processing and mailing approximately 20,000 absentee ballots, and registering approximately 25,000 new voters.
- Prepare for changes to Early Voting and Voter Registration procedures based on legislative changes introduced during the 2013 Session of the Maryland General Assembly.
- Coordinate with State Board of Elections and other local boards of elections to prepare for the 2016 launch of the new statewide voting system.
- Implement a state-wide online Absentee Ballot Request Tool available to all registered voters. The Board anticipates a significant increase in the number of Absentee Ballot Requests that will be generated online due to the web resource.

Personnel Summary

All of employees of the County Board of Elections (15 positions) are State Employees; Anne Arundel County reimburses the State for their salaries and benefits. There are also three Board members, two alternates, as well as an appointed attorney.

Commentary

- There is one election during FY2015 as well as Early Voting.
- Personal services costs reflect three types of costs including the Board, the State employees, and; a cadre of temporary, hourly employees hired to handle the logistics of preparing for and conducting the election.
- Contractual Services, in part ,includes:
 - \$780,500 - to reimburse the State one half of the cost of elections equipment and services supporting that equipment.
 - \$582,700 - to pay election officials a per diem ranging from \$150 to \$200 for about a 12 hour day to work at 189 polling places during the primary as well as at 5 polling places handling Early Voting.

Comparative Statement of Expenditures

General Classifications of Expenditure	Actual FY2013	Original FY2014	Estimate FY2014	Budget FY2015	Inc (Dec) from Orig.
Fund					
General Fund	3,224,364	3,629,400	3,929,600	3,913,100	283,700
Total by Fund	3,224,364	3,629,400	3,929,600	3,913,100	283,700
Character					
Brd of Supervisor of Elections	3,224,364	3,629,400	3,929,600	3,913,100	283,700
Total by Character	3,224,364	3,629,400	3,929,600	3,913,100	283,700
Object					
Personal Services	1,822,732	1,645,300	1,824,000	2,041,100	395,800
Contractual Services	1,147,337	1,635,300	1,697,400	1,522,200	(113,100)
Supplies & Materials	219,890	280,500	336,200	265,200	(15,300)
Business & Travel	31,147	60,700	64,900	58,200	(2,500)
Capital Outlay	3,257	7,600	7,100	26,400	18,800
Total by Object	3,224,364	3,629,400	3,929,600	3,913,100	283,700

**Board of Supervisors of Elections
General Fund**

FY2015 Approved Budget

Personnel Summary - Positions Exempt from the County Classified Service

Job Code - Title	Plan	Grade	FY2013 Approved	FY2014 Request	FY2014 Approved	FY2014 Adjusted	FY2015 Budget	Variance
8149 Attorney Board of Elections	ET	8	1	1	1	1	1	0
8420 Supervisor Bd of Elections Sup	ET	9	3	3	3	3	3	0
Fund Summary			4	4	4	4	4	0
Department Summary			4	4	4	4	4	0

Cooperative Extension Service

FY2015 Approved Budget

Mission Statement

The mission of Maryland Cooperative Extension (MCE), University of Maryland is to extend life-long, continuing educational opportunities to the residents of the state in areas that support the state's agricultural industry, protect its valuable natural resources, enhance the well being of families and individuals and foster the development of strong, stable communities.

The MCE provides sustainable production, economics and marketing service, nutrient management programming and related service to agriculture.

The service also provides family and consumer science education programming concerning food and nutrition benefiting families and youths in particular.

4H programming as well as master gardener education programs are presented throughout the County.

Commentary

The Personal Services budget includes funds to defray the increasing cost of employee benefits paid to the university system employees.

There are no County employees and the budgeted funds cover the cost of reimbursing the University of Maryland's for the services provided to Anne Arundel County residents.

Comparative Statement of Expenditures

General Classifications of Expenditure	Actual FY2013	Original FY2014	Estimate FY2014	Budget FY2015	Inc (Dec) from Orig.
Fund					
General Fund	217,184	238,100	238,100	246,800	8,700
Total by Fund	217,184	238,100	238,100	246,800	8,700
Character					
Cooperative Extension Service	217,184	238,100	238,100	246,800	8,700
Total by Character	217,184	238,100	238,100	246,800	8,700
Object					
Personal Services	0	9,800	9,800	9,800	0
Contractual Services	198,661	210,800	210,800	219,500	8,700
Supplies & Materials	14,023	7,500	7,500	7,500	0
Business & Travel	4,500	10,000	10,000	10,000	0
Capital Outlay	0	0	0	0	0
Total by Object	217,184	238,100	238,100	246,800	8,700

Mission Statement

The mission of the Anne Arundel County Ethics Commission is to carry out the legislative policy expressed in Article 7, §7-1-102, the Public Ethics Law. The Commission collects, reviews, and maintains financial disclosure and lobbying information, and enforces the minimum standards of ethical conduct imposed upon county employees and volunteers by the ethics law. The Commission initiates investigations of possible ethics law violations, and responds to requests to investigate allegations of violations, and may file complaints against alleged violators. The Commission holds confidential evidentiary hearings on complaints that are filed. The Commission also provides advice, upon request, to county employees and others, and provides educational material and training about the ethics law to all interested people.

Major Accomplishments

- The Commission logged in and reviewed 71 lobbying registrations and 114 activity reports.
- The Commission updated its website with current lobbying information and newly issued advisory opinions twice every month.
- The Commission received and reviewed 234 financial and conflict of interest disclosure forms.
- The Commission achieved 100% compliance with all filing requirements and collected over \$700 in late fees.
- The Commission provided ethics training on a voluntary basis to 71 employees.
- The Commission responded to 103 requests for advice or allegations of ethics law violations.
- The Commission resolved two violations of the ethics law with consent orders and resolved 3 complaints.

Key Objectives

- Expand website to include multi-media presentations
- Bring the county's Public Ethics Law into full compliance with the State law.
- Increase the number of employees attending ethics training.

Commentary

- The increase in Personal Services is attributable to Countywide increases to the pay package.

Personnel Summary

There are no positions in the "County Classified Service" within the Ethics Commission. All positions are exempt from the merit system.

The FY2015 Budget includes funding for two part-time positions, including the Executive Director and a Secretary.

A listing of all positions, by department and by job title, is provided at the end of this section.

Comparative Statement of Expenditures

General Classifications of Expenditure	Actual FY2013	Original FY2014	Estimate FY2014	Budget FY2015	Inc (Dec) from Orig.
Fund					
General Fund	172,807	180,400	172,800	186,300	5,900
Total by Fund	172,807	180,400	172,800	186,300	5,900
Character					
Ethics Commission	172,807	180,400	172,800	186,300	5,900
Total by Character	172,807	180,400	172,800	186,300	5,900
Object					
Personal Services	163,803	169,200	161,600	175,100	5,900
Contractual Services	2,309	3,100	3,100	3,100	0
Supplies & Materials	4,061	5,200	5,200	5,200	0
Business & Travel	1,912	2,300	2,300	2,300	0
Grants, Contributions & Other	722	600	600	600	0
Total by Object	172,807	180,400	172,800	186,300	5,900

**Ethics Commission
General Fund**

FY2015 Approved Budget

Personnel Summary - Positions Exempt from the County Classified Service

Job Code - Title	Plan	Grade	FY2013 Approved	FY2014 Request	FY2014 Approved	FY2014 Adjusted	FY2015 Budget	Variance
0176 Secretary Ethics Comm	EE	1	1	1	1	1	1	0
0177 Exec Director Ethics Comm	EE	2	1	1	1	1	1	0
Fund Summary			2	2	2	2	2	0
Department Summary			2	2	2	2	2	0

Mission Statement

The Partnership provides leadership to improve the quality of life for all children and their families in Anne Arundel County. The Partnership:

- Emphasizes child-centered, family-driven solutions
- Promotes collaboration among all public and private partners
- Plans a wide array of services
- Acquires, allocates and coordinates resources
- Monitors and evaluates effectiveness
- Raises awareness and advocates for children and families

Major Accomplishments

- The Partnership's Community Conferencing program was created to divert young first offenders from the juvenile justice system and address disproportionate minority contact. A community conference is a voluntary meeting of people who have been impacted by a crime. The meeting is convened by a neutral facilitator supplied by the Anne Arundel County Conflict Resolution Bureau or the Baltimore Conflict Resolution Center. During the conference everyone has a chance to explain what happened from their point of view and how they feel about the crime and the offender. Conferencing is particularly successful for the victims because they are given the opportunity to confront the offender in a safe setting. At the end of each conference all attendees participate in a signed agreement that includes sanctions for the offender. The agreement is tracked for compliance by the Community Conferencing Coordinator to ensure the offender complies with the sentence and does not reoffend. Thus far we have diverted 263 juveniles of which 227 were African American with a recidivism rate of 92%.
- The Partnership in collaboration with Anne Arundel County Public Schools was pleased to launch *infoAnneArundel*: An up-to-date, user-friendly website containing an inventory of local human services. The primary objectives of *infoAnneArundel* are to link residents with needed resources and services and to support community needs assessments by analyzing the types and distribution of resources to better quantify gaps in services and

plan for resource allocation. *InfoAnneArundel* is a community initiative relying on organizations to become "members" of the website. Membership is free and based on specific inclusion criteria (no cost, low cost, sliding scale, accept Medicaid/Medicare, or offer a unique service to the community). By the end of FY13, over 100 member organizations have contributed to the website by listing hundreds of local programs offered to Anne Arundel County residents.

Key Objectives

The Partnership for Children, Youth and Families and its partners work together to identify and prioritize human service needs in each jurisdiction, utilizing the most current available data and field information. Roles and responsibilities include collaborative planning and decision-making with regard to the following:

- Advocating for all children
- Collecting and analyzing data to assess community need
- Serving as a neutral convener for interagency program coordination
- Bridging community service gaps
- Maximizing and leveraging federal, state and private resources
- Monitoring community initiatives using the results-based accountability model

Significant Changes

- The Partnership employees are State, Federal, and Private Grant funded positions; no County money is involved.
- The Partnership for Children, Youth & Families continues through grant writing and community collaboration to seek out new sources of revenue in order to diversify and increase their overall grant funding level.

Comparative Statement of Expenditures

General Classifications of Expenditure	Actual FY2013	Original FY2014	Estimate FY2014	Budget FY2015	Inc (Dec) from Orig.
Fund					
Partnership Children Yth & Fam	1,446,341	1,645,100	1,576,700	2,718,300	1,073,200
Total by Fund	1,446,341	1,645,100	1,576,700	2,718,300	1,073,200
Character					
Partnership Children Yth & Fam	1,446,341	1,645,100	1,576,700	2,718,300	1,073,200
Total by Character	1,446,341	1,645,100	1,576,700	2,718,300	1,073,200
Object					
Personal Services	628,544	685,900	645,200	778,000	92,100
Contractual Services	46,033	51,900	61,900	73,400	21,500
Supplies & Materials	7,762	3,300	3,600	14,600	11,300
Business & Travel	27,888	26,400	21,900	28,600	2,200
Grants, Contributions & Other	736,113	877,600	844,100	1,823,700	946,100
Total by Object	1,446,341	1,645,100	1,576,700	2,718,300	1,073,200

APPROPRIATION: Money set aside by Council action for a specific use.

ASSESSABLE BASE: The total value of property in the county for the purposes of taxation. It is not the market value of the property. Assessable base is determined by the State Department of Assessments and Taxation.

BOND RATING: An evaluation of the ability of a government agency to repay its debt on schedule. Bond ratings are issued by private rating agencies based on factors such as the amount of debt incurred and the economic and demographic characteristics of the borrowing government.

BONDS: Interest-bearing certificates of public indebtedness used to finance the county's capital program. These are generally long-term obligations.

BUDGET: A plan for coordinating income and expenses.

BUDGETARY BASIS OF ACCOUNTING: Determines when a government charges expenditure to a budget appropriation, or when it credits revenue to its Funds for budgeting purposes. Although the County presents financial statements in its CAFR in accordance with GAAP, the budget is adopted on a modified cash basis. (see Budget Overview for further information).

BUDGETARY FUND BALANCE: The amount of net assets that are available for appropriation, consistent with the Budgetary Basis of Accounting.

BUSINESS AND TRAVEL: An object of operating budget expenditure that includes authorized travel, professional activities, journals and published materials, and education and training expenses.

BUSINESS UNIT: A unit or division of a county agency that provides specific services.

CAPITAL BUDGET AND PROGRAM: The annual capital budget appropriation necessary to build and construct permanent public improvements and the five-year program plan for scheduling, funding and timing projects. It is integral to the county's financial plan and is the basis for bond issuance. The capital budget is financed by bonds, grants and contributions, impact fees and pay-as-you-go funds.

CAPITAL BUDGET CLASS: A way of categorizing capital budget spending, usually related to the county department that will provide services in or maintain the facility being constructed.

CAPITAL EXPENDITURE: A term that can refer to two different types of expenditures, one of which is budgeted for in the Operating Budget and the other of which is budgeted for in the capital budget. Capital Outlay (defined below) is an object of expenditure in the Operating Budget. Capital Projects (defined below) collectively constitute the Capital Budget and Program.

CAPITAL OUTLAY: An object of operating budget expenditure that includes purchase costs for vehicles and equipment that are classified as fixed assets and have a useful life of more than one year.

CAPITAL PROJECT: A term that is specifically defined in the County Charter as: (1) any physical public betterment or improvement and any preliminary studies and surveys related thereto; (2) the acquisition of property of a permanent nature for public use; and (3) the purchase of equipment for any public betterment or improvement when first constructed.

CONSTANT YIELD TAX RATE (CYTR): The property tax rate that when applied to new assessments would result in the taxing authorities receiving the same revenue in the coming tax year that was received in the prior tax year. The Department is required to certify the CYTR each year and local governments are required to hold a public hearing if the new tax rate exceeds the CYTR.

CONTINGENCY: Funds that either have not been allocated to departments or that are held in reserve for emergencies and unexpected expenses.

CONTRACTUAL SERVICES: An object of operating budget expenditure that includes all services from outside organizations and private businesses. Examples are rents, utilities, management services, and maintenance contracts.

CURRENT DOLLARS: The nominal amount of spending, not adjusted to remove the effects of inflation.

CURRENT EXPENSE BUDGET: The County's comprehensive operating plan for a single fiscal year. It includes all services and programs planned, their

expenditure requirements and revenue estimates to support the stated level of activity.

DEBT SERVICE: The annual requirement to finance the county's outstanding indebtedness incurred by the capital improvement program. It includes both the periodic payment of interest and the redemption of principal.

DEPARTMENT: An agency of county government.

ENTERPRISE FUNDS: Established to account for the revenues and expenditures of services and programs operated as a business and supported by user fees and charges. Anne Arundel County has enterprise funds for both water and wastewater and solid waste disposal functions. Enterprise funds are required to be self-supporting.

EXPENDITURE: To pay out or spend.

FISCAL YEAR: Year running from July 1 through June 30, designated by the calendar year in which it ends.

FUND BALANCE: the difference between the assets and liabilities of a governmental fund.

GENERAL FUNDS: The majority of current expenses for normal county operations which provide services that are generally available to everyone.

GENERAL OBLIGATION BONDS: Bonds for whose payment the full faith and credit of the issuing body are pledged.

GRANT REVENUES: Funds received from the federal or state government. Grant revenues may be for specific or general purposes and must be spent according to the guidelines imposed by the granting agency.

HOMEOWNERS' PROPERTY TAX CREDIT PROGRAM: A property tax relief program that allows a property tax credit to households whose total gross income is below a standard set by the legislature.

HOMESTEAD TAX CREDIT PROGRAM: A property tax relief program that provides a property tax credit for the principal residence of a property owner.

Upon qualification, this credit is automatically applied to the tax bill when the assessment increases more than 10% over the prior year. Counties and municipalities have the option to set a limit lower than 10% for local tax purposes. Anne Arundel County has set this limit at 2%.

IMPACT FEES: Charges levied on new development to offset the cost of that development. Impact fees are levied for road and school construction and are applied as a funding source to specific capital projects.

INTERNAL SERVICE FUNDS: Established to account for activities which support other operations of the county government. Examples would include inventories, stock and mail operations, print shop and garage activities. They are financed by sales and services to user departments and must be self-supporting.

MERIT EMPLOYEE: An employee afforded the protections of the county personnel system. Merit employees receive all benefits including insurance and pension.

MISCELLANEOUS OUTLAY: An object of operating budget expenditure that is not readily classifiable in other objects. Examples are grants and contributions, inter-fund reimbursements, and depreciation.

OBJECTS OF EXPENDITURE: A grouping of expenditures on the basis of goods or services purchased (e.g., personal services, supplies and materials, capital outlay, etc.).

OBJECTIVES: Something to be accomplished in a specified period of time. Should be easily defined and measurable.

OTHER POST-EMPLOYMENT BENEFITS (OPEB): Benefits owed to County employees for health care and insurance when they retire. GASB Statement No. 45 requires public-sector employers to recognize the cost of other post-employment benefits over the active life of their employees rather than on a pay-as-you-go basis.

PAY-AS-YOU-GO: Capital projects that are funded by operating budget revenues, not through bonded indebtedness.

PERFORMANCE/WORK LOAD INDICATORS: A unit measurement of work to be accomplished. Alone or in combination with other information they permit assessment of efficiency and effectiveness.

PERSONAL SERVICES: An object of operating budget expenditure that includes the salary and benefit costs of all employees.

REVENUE: Money collected by a government to support its programs and services; may be taxes, user fees and charges, grants, etc.

SELF-INSURANCE: the County's fund to pay claims for workers' compensation, auto liability and collision, and general liability. Self insurance is less costly than purchasing insurance coverage from private companies.

SPECIAL TAXING DISTRICT: A group of property owners in a geographic area who have opted to pay additional taxes for services which they would not otherwise receive.

SPECIAL REVENUE FUNDS: Account for revenues from specific taxes or other earmarked revenue sources which by law are designated to finance particular functions or activities of government.

SUPPLIES AND MATERIALS: An object of operating budget expenditure that includes consumable items such as paper, uniforms, and cleaning compounds, as well as the cost of printing and mailing.

TAX DIFFERENTIAL: The difference between the county tax rate paid outside the City of Annapolis and the rate paid in Annapolis. The reason for the differential is that the City of Annapolis provides its own police, fire, recreation, planning and public works services.

TAX INCREMENT FUND: Set up to account for the cost of construction of specific capital improvements and repayment of same through charges to property owners benefiting from those improvements in a defined geographic area of the county.

TURNOVER: Estimated savings in personnel costs due to vacancies in authorized positions throughout the course of the fiscal year.

USER FEES/CHARGES: Charges levied for specific services or programs and paid only by those receiving or benefiting from that service as opposed to the general population.

**Anne Arundel County, Maryland
Water and Wastewater Operating Fund**

Annual Report

The fund balance in the Water and Wastewater Operating Fund as of June 30, 2013 was \$28.6 million. The estimated revenue for fiscal year 2014 is \$98.5 million. This is \$3.9 million, or about 4.1%, more than the amount projected in the approved budget. With actual expenditures for fiscal year 2014 projected to be \$91.8 million, or about \$1.3 million less than the amount projected in the approved budget, the County will generate \$6.8 million of fund balance in fiscal year 2014. The fund balance at the end of the current fiscal year is projected to be \$35.4 million.

For fiscal year 2015, revenues are projected at \$99.0 million. The usage rates will not increase in FY2015. The approved operating budget book provides the support for the fiscal year 2015 approved budget of \$106.3 million. This amount is more than the estimated revenue and projects the use of \$7.4 million of fund balance.

The projected fund balance at the end of fiscal year 2015 is \$28.0 million (\$35.4 million estimated balance at the end of fiscal year 2014 minus the use of \$7.4 million from fiscal year 2015 operations). The calculated two-month fund balance requirement is approximately \$17.6 million. The projected balance at the end of fiscal year 2015 is sufficient to cover any reasonably unexpected shortfall in this fund.

Anne Arundel County, Maryland

CURRENT EXPENSE BUDGET LONG TERM CONTRACTS (FY15)

DESCRIPTION	VENDOR	CONTRACT #	EXPIRATION DATE	RENEWAL
Online Web Services	Pictometry International Corp	8193	8/31/2015	0
Job Order Contracting	North Point Builders Inc	8941	6/30/2014	3
Mutual Fund Manager	Dimensional Fund Advisors LP	9164	6/27/2014	1
Energy Consulting Services	EnerNOC	8770	10/31/2014	7
Government Purchasing Card Program	U S Bank	5956	4/30/2014	1
AA CO Retirement & Pension System- Trading Advisor	State Street Global Markets	6034	9/14/2014	1
Mailroom Equipment and Maintenance	Neopost USA Inc dba Hasler	8918	7/31/2015	0
Interface for CAD System	ImageTrend Inc	9237	11/30/2014	1
BRCPC Gas Supply Contract	Constellation New Energy-Gas Division LLC	8846	4/30/2014	3
Beast Barcode System Support	Porter Lee Corporation	8923	4/30/2014	1
Extended Warranty and Support Svcs for Computer Hardware at Det Ctr	BI Inc	9210	6/30/2014	4
Aerial Image Capturing and Processing	Pictometry International Corp	9188	6/30/2015	0
Live Scan Fingerprinting System Maintenance	Morphotrust USA Inc	9190	6/30/2014	1
Servsafe Handler Course	Trinity Services I LLC	9211	6/30/2014	4
Dedicated VPN Line for Arundel Mills Substation	Comcast of Maryland Inc.	7926	1/14/2017	1
Success Through Education Program (STEP)	Anne Arundel Community College	9208	6/30/2014	1
Ambutrak Inventory and Asset Management Software	EMS Technology Solutions LLC	9052	12/31/2014	3
Application for Reaccreditation	Commission on Accreditation for Law Enforcement	7681	6/30/2014	1
Court Reporting Services for Grand Jury Proceedings	CompuScribe	8740	6/30/2014	3
Health Care for Anne Arundel County Detention Center	Corizon Inc	9276	9/30/2014	4
Digital Printer Service Maintenance Agreement	Noritsu America Corporation	9234	11/13/2014	4
Food Services Anne Arundel County Detention Facility	Trinity Services 1 LLC	9303	6/30/2014	5
Agilent Life Sciences & Chemical Analysis	Agilent Technologies Inc	7919	8/31/2014	1
Verint Audiolog Series Maintenance	McEnroe Voice & Data Corp	8908	4/30/2014	1
Nicolet FT-IR Support Plan	Thermo Electron North America LLC	8959	7/16/2014	1
Lifepak Defibrillator Monitor Repair Service	Physio-Control Inc	9170	6/30/2016	0
Upgrade Advantage for Power DMS & Test Power Survey	Innovative Data Solutions dba Power DMS Inc.	9003	6/14/2014	1
Drug Abuse Testing for Inmates	Siemens Healthcare Diagnostics Inc	8940	7/31/2014	3
Veterinary Services	Animal Birth Control LLC	8956	6/30/2014	3
Tandberg 3000 MXP Codec Tandberg Centric 1700 MXP	IVCI LLC	7865	9/24/2014	0
Disk Xtender Maintenance & Support	NMS Imaging Inc.	7893	8/22/2014	1
Blanket Insurance for Volunteer Fire and Rescue Personnel	Provident Agency Inc	9281	2/28/2015	3
Cooking & Refrigeration Equipment Maintenance	EMR Service Division	8883	3/31/2015	2
Photo System Maintenance and Support	Dataworks Plus LLC	9212	8/31/2014	4

CURRENT EXPENSE BUDGET LONG TERM CONTRACTS (FY15)

DESCRIPTION	VENDOR	CONTRACT #	EXPIRATION DATE	RENEWAL
Armored Car Service	Dunbar Armored Inc	7674	12/6/2014	1
Veterinary Services	Howard (Melvin D) DVM	5636	6/30/2014	1
Public Performing Licensing	Swank Motion Pictures Inc	8955	6/30/2014	1
Maint Service Washers Dryers at Ordnance Rd Det Ctr	FMB Laundry Inc	8520	11/30/2014	1
911 Recording System Maintenance Contract	Synergon Solutions Inc	9068	1/14/2015	3
Zip Enhancements	Deborah Clarke dba Ctech Software Soutions	9038	6/30/2014	3
ADACS Systems	Systems Engineering Technology Corp	8229	6/16/2014	1
Humane Educator	Marjorie Nilsson Inc	8686	6/30/2014	2
Genetic Analyzer Equipment Maintenance Plan	Life Technologies Corp	9036	11/13/2014	3
Lifepak 15 Service Agreement	Physio Control Inc	8459	5/3/2015	0
Driving Simulation System Maintenance Service Agreement	Doron Precision Systems Inc	9082	1/31/2015	3
Lifepak 12	Physio Control Inc	8524	8/31/2014	1
Emergency Vehicle Operation Training	MD Police and Correctional Training Commissions	8960	7/29/2014	3
Medic Monthly Modules	Kaplan Higher Education LLC dba Kaplan Fire and EMS	9213	9/30/2014	4
Tenant Lease Agreement Police	Brooklyn Park Section II LLC	7631	6/30/2021	0
Tenant Lease Agreement - Police	Consolidated Laurel LLC	7630	3/31/2016	0
Installation of Microfiche Digitizer	Micrographic Equipment Designs Inc	9218	9/30/2014	0
WebEOC	ESI Acquisition Inc	8510	6/30/2014	1
Unificare/Justice Benefits SCAAP	Unificare Ltd dba Justice Benefits Inc	8852	3/31/2015	2
Lifepak 15 Service Agreement	Physio Control Inc	8367	11/4/2014	0
Electronic Security System Maintenance Agreement	Stanley Convergent Security Solution Inc	9214	6/30/2016	0
Dedicated VPN Line	Comcast of MD Inc	8257	1/4/2019	1
ESP System Maintenance Agreement	Priority Dispatch Corporation	8199	6/30/2014	1
AMS Software Upgrade/Methadone Program at Adult Addictions	Netsmart Technologies Inc	8452	6/30/2014	1
AMS Software Upgrade/Methadone Program at Correctional Center	Netsmart Technologies Inc	8453	6/30/2014	1
Taxi Voucher Program Reimbursement D/P	United Cab Co of Anne Arundel Ct LLC	8197	6/30/2015	0
Preventative Maintenance and Repair of Generators	Johnson & Towers Inc	8418	4/30/2014	1
Sexual Assault Crisis & Hotline Services	YWCA	8253	12/31/2014	0
Taxi Voucher Program Reimbursement D/P	Diamond Cab of Anne Arundel County Inc.	8469	10/12/2014	1
Alarm Monitoring Services	Stanley Convergent Security Solutions Inc	8971	7/31/2014	1
Taxi Voucher Program Reimbursement D/P	Pasadena Passenger Service	8172	6/1/2015	0
Ombudsman Software Maintenance Renewal	Synergy Software Technologies, Inc.	9078	12/31/2014	1

CURRENT EXPENSE BUDGET LONG TERM CONTRACTS (FY15)

DESCRIPTION	VENDOR	CONTRACT #	EXPIRATION DATE	RENEWAL
Fiber Optic Upgrades for Dept of Health	Verizon Select Services Inc	8876	6/30/2017	1
Family Assistance Center Plan Development	University of Maryland Baltimore	9127	6/4/2014	1
Elevator Maintenance Inspection and Repair	Schindler Elevator Corporation	8733	8/31/2014	2
Electricity Supply Contract	Washington Gas Energy Services Inc	8729	9/5/2014	2
Senior Nutrition Program Title III-C	Germain Holdings DBA Overlea Caterers	9105	10/31/2014	1
Taxi Voucher Reimbursement Program D/P Aging/OE	Taz Inc dba Checker Cab of Anne Arundel County	9035	6/30/2014	1
Exhaust Systems Maintenance and Repairs	Wood Stear and LeDoux Inc t/a Air Cleaning Tech	8493	8/31/2014	2
Taxi Voucher Program Reimbursement D/P	ABC Green Taxi Cab Services	8427	6/30/2015	0
Taxi Voucher Program Reimbursement D/P	Neet N Klean Taxi Co	8428	6/30/2015	0
Taxicab Voucher Reimbursement Program D/P - Aging	TopCat Transport Inc	8605	3/31/2015	1
Lawn Services for County Health Centers	LMC Landscaping Inc	8604	3/31/2015	1
Medical Assistance Personal Care Case Monitoring	Babet L Regalado	9194	6/30/2014	1
HVAC Maintenance, Repair, Replacement & New Installation	Reliable Engineering Services Inc	9272	11/30/2014	4
Medical Waste Pickup	Biomedical Waste Services, Inc	9125	3/31/2015	3
Medical Assistance Personal Care Case Monitoring	Maureen Koziolk	9193	6/30/2014	1
Medical Assistance Personal Care Case Monitoring	Danielle M Brown	9192	6/30/2014	1
Medical Assistance Personal Care Case Monitoring	Tamla Williams	9191	6/30/2014	1
Perinatology Services	Anne Arundel Physicians Group LLC dba Center for Maternal & Fetal Medicine	9049	10/31/2014	0
Custodial Services Brooklyn Park Senior Center	J & H Maintenance Services Corp	8544	2/28/2015	1
Taxicab Voucher Reimbursement Program D/P DOH/OE	A A Cab Connection LLC	8763	1/20/2016	1
Courier Services	U S Pack Logistics LLC	8761	12/31/2014	2
Transportation Program - Aging & Disabilities	First Transit Inc	9257	12/31/2014	4
Insect and Pest Control Services	Professional Pest Solutions LLC	9279	1/31/2015	4
Taxi Voucher Program Reimbursement D/P	Checker Cab of Anne Arundel County	8137	6/30/2014	4
Homeless Mgmt Info System	Bowman Internet Systems LLC	5907	5/31/2015	1
Automatic Sprinkler Testing Maintenance New Installation and Repairs	Advanced Fire Protection Systems LLC	8793	11/30/2014	2
Preventive Medicine Residency Rotation	Johns Hopkins Univ Schl of Hygiene & Public Health	8701	6/30/2015	0
Maternity Program	Anne Arundel Medical Center Inc	8874	10/31/2014	0
Taxi Voucher Program Reimbursement D/P	Diamond Cab of Annapolis Inc	8166	6/30/2015	0
Security Monitoring Services for AA Co Libraries	ADT Security Services Inc	8013	7/31/2014	1
Annapolis Neck Fire Station Monitoring	Trojan Alarm Solutions, Inc	9019	6/26/2014	1
Recovery Housing Services	Samaritan Houses Inc	9122	6/30/2014	1

CURRENT EXPENSE BUDGET LONG TERM CONTRACTS (FY15)

DESCRIPTION	VENDOR	CONTRACT #	EXPIRATION DATE	RENEWAL
Taxicab Voucher Reimbursement Program D/P Aging/OE	Michael Aaron Sugar dba Road Pilot Cabs	8854	6/30/2014	1
Taxi Voucher Program Reimbursement D/P	Annapolis Yellow Cab Inc	8179	6/30/2015	0
Custodial Services for Health Centers and Other County Depts	Abacus Corporation	8878	6/30/2014	3
DocStar Electronic Record Management Support	Micrographic Equipment Design Inc	9022	6/30/2014	3
Custodial Services for Health Centers and Other County Depts	J & H Maintenance Services Corporation	8877	6/30/2014	3
Taxicab Voucher Reimbursement Program D/P Aging/OE	AA Cab Connection LLC	8853	6/28/2016	1
Whitmore Parking Garage Management	PMS Parking Inc	8920	6/30/2014	3
Median Landscape Maintenance	Greenlink Incorporated	8837	2/28/2015	2
Taxi Voucher Program Reimbursement D/P	A A Taxi Service LLC	8136	6/30/2015	1
Recovery Housing Services	Chrysalis House Inc	9123	6/30/2014	1
Basinet Project Management System	Florida Assn of Healthy Start	7842	11/4/2014	1
Taxi Voucher Program Reimbursement D/P	Towson Sedan Inc dba City Line Sedan	8138	6/30/2014	4
Taxi Voucher Program Reimbursement D/P	Annapolis Bay Area Cab Co	8139	6/30/2015	1
Taxi Voucher Program Reimbursement D/P	Stoney Creek Passenger Service	8135	6/30/2015	0
Taxi Voucher Program Reimbursement D/P	New Harbor Transport Inc	8173	6/30/2015	0
FMD Work Order System Database Design and Support Services	Millot and Associates, LLC	9044	6/30/2014	3
Taxi Voucher Program Reimbursement D/P	Yellow Cab of A.A.County Inc	8181	6/30/2015	0
Subfinder Software Maintenance	CRS Inc	8023	6/30/2014	1
Medical Assistance Transportation	AM Van Inc dba All American Ambulance	8871	6/30/2014	5
Taxi Voucher Program Reimbursement D/P	Reliable Cab Dispatch Services	8180	8/31/2015	0
Outside Legal Counsel	Smith & Downey	7707	8/1/2014	1
Site Executive Software Maint	Systems Alliance Inc	7435	9/30/2014	1
Pension Consulting Services	New England	5302	8/1/2014	1
Yoga Instructor	Claire Spencer	8382	6/30/2014	1
Monitoring of Security Systems Remote	Security Associates Inc	8288	1/31/2015	1
Dynamic Report System	Levi Ray & Shoup Inc	7386	10/19/2014	1
AIM Maintenance	Saber Corporation	7422	6/30/2014	1
Munis Online for Tax & Utility Billing	Tyler Technologies Inc	7493	9/29/2014	1
Virtual Partner Engine Quickvoive	Advanced Public Safety Inc	7727	8/31/2014	1
Pension Management Fees	Westwood Management Corp	7258	12/20/2014	0
Picture Link Imaging System Maintenance	Dynamic Imaging Systems Inc	8337	4/30/2014	1
Investment Management	ING Investment Management Co	7289	9/21/2014	1
Aerobic Exerise Classes	BioFitness LLC	9043	12/31/2014	3
Mobile Licenses, Mapping & Training Services	Infor Public Sector Inc	7470	6/30/2014	1

CURRENT EXPENSE BUDGET LONG TERM CONTRACTS (FY15)

DESCRIPTION	VENDOR	CONTRACT #	EXPIRATION DATE	RENEWAL
ESRI Master License Agreement	ESRI	7716	12/17/2014	1
Pet CPR & First Aid	Best Friends Forever Pet Services	8741	6/30/2014	2
Custodial Services for the N Arundel Aquatic Center	J & H Maintenance Services Corp	8754	10/31/2014	2
Conduit Pole Rental Etc	Verizon	8732	6/30/2014	1
Payroll System Implementation	ADP Inc	5171	12/16/2016	1
Multivendor Information Tech Recovery Services	IBM Corporation	8542	12/31/2014	0
Comcast Internet Service Annapolis West St	Comcast of Maryland	8680	6/30/2014	1
Technical Assistance for S River Watershed	US Fish & Wildlife Service	8749	7/10/2016	0
Software Programs & Maintenance License Fee	Computer Associates Intl Inc	7067	6/30/2015	1
Munis Software Annual Support & License	Tyler Technologies Inc	7491	9/29/2014	1
Heat Maintenance Services	Frontrange Heat Division Inc	7419	10/31/2014	1
Retirement and Pension System	K2 Investment Partners II LLC	6089	10/1/2014	1
Benefit Pay Plan	Wellington Trust Company	7564	12/22/2014	1
Applicant Mgmt Services - Online Serv Agrmt	Government Jobs.Com Inc	7037	6/30/2014	1
Fidelity Group Trust for Employee Benefit Plans	Fidelity Management Trust Company	7065	6/19/2014	1
Consulting and Technical Services	First Information Technology Services Inc	7410	6/30/2014	1
Anne Arundel County Pension Plan	Connecticut General Life Insurance Company	6006	9/1/2014	1
Mainframe Operating Systems Support Services for OIT	Jacob & Sundstrom Inc	7388	6/30/2014	1
Fitness Classes	Elaine W Farr	8714	6/30/2014	2
Comprehensive Telecommunications Services	PaeTec Communications, Inc	9016	8/15/2014	1
Benefit Pay Plan	Penn Capital Management Company Inc	7565	12/27/2014	1
Bond Issue Advisory Services	Public Resources Adv Group Inc	7421	6/30/2014	1
Financial Software Package	Sungard Treasury Systems	5563	6/30/2015	0
Anne Arundel County Retirement & Pension System	DuPont Capital Management	7819	6/29/2014	1
Anne Arundel County Retirement & Pension System	Newstone Capital Partners LP	7818	6/22/2014	1
Anne Arundel County Retirement & Pension System	TCW Crescent Mezzanine IV LLC	7817	8/15/2014	1
Master Purchase Agr For GIS Software, Data, Web Services, etc	Environmental Systems Research / ESRI	7809	6/30/2014	1
OSDBA Support for OS Database	Tyler Technologies Inc aka Munis	7713	9/29/2014	1
AutoCAD Map 3D 2013 - P & Z	DLT Solutions LLC	9015	10/31/2014	1
Routing for Transportation Vehicles - Aging Software Maint & Tech Support	Route Match Software Inc	8069	1/31/2015	1
Maintenance Support for Stratus Server Systems	Stratus Technologies Ireland LTD	8957	9/30/2014	1
Bond Sale Services	McKennon Shelton & Henn LLP	7385	10/1/2014	1
Pension Investment Manager	Bridgewater	6004	1/2/2015	1
CassWorks Maintenance and Support	RJN Group Inc	7599	6/30/2014	1

CURRENT EXPENSE BUDGET LONG TERM CONTRACTS (FY15)

DESCRIPTION	VENDOR	CONTRACT #	EXPIRATION DATE	RENEWAL
E Time Collection Software and Service	ADP Inc	6075	1/3/2016	0
Bike Track Severn Danza Park	Chesapeake BMX	8016	12/31/2014	1
Database for Online Legal Research	LexisNexis A Div of Reed Elsevier Inc	8648	3/31/2015	1
Officials Youth Basketball	Game Guardians	8685	7/31/2014	2
Security System Monitoring Fee	Shafer Security Services LLC	8261	11/30/2014	1
Radio System Maintenance and Repair	Motorola Inc	8183	6/30/2015	1
Commercial Paper Notes	J P Morgan Securities Inc	7605	1/26/2015	1
IBM Master Agreement	IBM Corporation	7922	6/30/2014	1
Dairy Farm Lease USNA	Naval Academy Business Service Division	7924	7/31/2014	0
Pension Investment Manager	Mariner investment Group Inc	6019	10/1/2014	1
Voluntary Benefits Program Management Services	SF&C Select Benefits Comm Group LLC	5879	9/3/2014	1
Administrative Grant for Londontown	Londontowne Foundation	5884	6/30/2014	5
Pension Investment Manager	Pacific Financial Research	6010	9/29/2014	1
Trust Agreement Assesst Custody Services	State Street Bank	6011	1/1/2015	0
Pension Investment Manager	Southeastern Asset Management Inc	6013	7/4/2014	1
Investment Consultant	New England Pension Consultants	6015	5/13/2014	1
Pension Investment Manager	Western Asset Management Company	6016	2/7/2015	1
Benefit Pay Plan	AETNA Life Insurance Company	6000	1/1/2015	1
Recordation Tax Revenue Collection System Maintenance Support and Upgrades	PCI LLC	9215	8/31/2014	5
Credit Card Convenience Fees	Official Payments Corp	7899	5/16/2014	1
Pension Investment Manager	Chartwell Investment Partners	6007	3/31/2015	1
Wireless Services Accessories and Equipment	Sprint Solutions Inc	8977	10/31/2015	1
Pension Investment Manager	Grantham Mayo Van Otterloo & Co LLC	6020	9/10/2014	0
Pension Investment Manager	Buckhead Capital Investment Counsel	6021	8/10/2014	0
Investment Advisory Agreement	WEDGE Capitol Management LLP	9165	6/25/2014	1
Cheer, Dance, Princess & Superhero Camps	Epic Spirit Ventures Inc	9128	6/23/2014	4
Strategic Planning Consultant	Orange Boy Inc	9139	5/31/2015	1
Pension Investment Manager	Prudential Insurance Company of America	6018	6/23/2014	1
Anne Arundel County Retirement and Pension System	Sands Capital Management Inc	6033	8/4/2014	0
Self Defense	10 Second Defense LLC	9167	8/31/2014	4
One World Consultant	First Information Technology Inc.	6076	6/30/2014	1
Cigna Vision Insurance	Cigna Vision & Dental Care	5944	12/31/2014	1
Prescription Drug Coverage	CVS Caremark Corp	8995	12/31/2014	5
Automated Data Processing Services	ARINC Inc	9072	6/30/2014	1
Internet Service State of Maryland DOIT	State of MD Comptroller of the Treasury	8857	6/30/2014	1

CURRENT EXPENSE BUDGET LONG TERM CONTRACTS (FY15)

DESCRIPTION	VENDOR	CONTRACT #	EXPIRATION DATE	RENEWAL
Confidentiality Agreement	Caremark PCS Health LLC/AON Consulting Inc	8899	1/4/2015	1
Musical Compositions and Sound Recording	Universal Music - MGB NA LLC dba Killer Tracks	9042	6/30/2014	1
Nintex Software	Quality Associates Inc	8850	12/5/2014	2
Armored Car Services	Dunbar Armored Inc	9252	11/30/2014	1
Symago Software Maintenance	Symago LLC	8925	6/30/2014	3
Ice Rink Compressor Maintenance Quiet Waters	Arctic Refrigeration Inc	8777	3/31/2015	1
Subscription Agreement for Anne Arundel County Retirement And Pension System	Quellos Private Capital II LP	7502	3/11/2015	1
Paddle Fitness	Mantra Fit Inc	9076	5/31/2014	4
Symantec Netbackup Maintenance	EnPointe Technologies Sales Inc	9041	1/27/2015	1
Adult Softball Officials	United States Specialty Sports Assn Inc	9126	7/31/2014	4
Adaptive Boating	Annapolis Community Boating Inc	8593	4/30/2014	2
Highway Capacity Software	McTrans Center	8935	5/31/2014	1
Telestaff Service & Support	Krono's Inc	8978	8/31/2014	1
Community Use of Public Schools	Board of Education	8783	6/30/2014	1
Officials Field Hockey	Game Guardians LLC	8653	4/30/2014	2
Officials Youth Football	Mid Atlantic Officials Alliance Inc dba Champion	8672	6/30/2014	2
Inspection of Communication Towers	Blanton Antenna Service Inc	9226	12/1/2014	4
Symantec Software & Maintenance	En Pointe Technologies Sales Inc	8828	1/27/2015	1
Webinar Training for GMAIL	SADA Systems Inc	9227	10/31/2014	1
Economic Analysis Government Arbitration Svcs	Public Financial Management Inc	8790	6/30/2014	2
Professional Legal Services	Best Best & Krieger LLP	8767	6/30/2014	1
Employee Benefits Consulting Services	AON Consulting Inc	9273	3/31/2015	0
Officials Youth Soccer	Capital Area Soccer Referees Association	8620	7/31/2014	3
Ice Rink Management at Glen Burine Town Center	Tristate Ice Management at Glen Burnie LLC	8730	9/30/2014	2
Fire Saftey Equipment Inspection Maintenance Upgrades	Fireline Corporation	8881	4/30/2014	3
Tiburon Software Support and Maint for Fire Dept Fire Reporting System	Tiburon Inc	8430	5/15/2014	3
Google Apps for Government	SADA Systems Inc	8994	9/30/2014	1
Infant-Elementary Aged Educational Programs	Innovative & Creative Education Inc	8355	5/31/2014	1
Pension Actuarial Validation	Bolton Partners Inc	8750	9/30/2014	1
Findaway Playaways	Midwest Tape LLC	9239	10/31/2014	4
Live Link	Quality Associates	9039	9/30/2014	1
Findaway Views	Mackin Book Company	9240	10/31/2014	4

CURRENT EXPENSE BUDGET LONG TERM CONTRACTS (FY15)

DESCRIPTION	VENDOR	CONTRACT #	EXPIRATION DATE	RENEWAL
Groundwater & Landfill Gas Monitoring Sands RD	Maryland Environmental Service	8506	6/30/2014	1
Educational Programs at Multiple Rec & Parks Locations	Educational Resource Group LLC	8839	6/30/2014	3
Pre Competitive Swimming-Weekday	Susan P Dennis	8419	7/31/2014	1
Chess Instruction	Silver Knights Chess LLC	8420	6/30/2014	1
Ice Skating Instruction at Quiet Waters Park	Amir K Haan	8450	7/31/2014	1
Master Agreement	TCPN (Office Depot & Tech Depot)	9046	10/31/2014	2
Wireless Services	Cellco Partnership dba Verizon Wireless	8913	10/31/2014	2
IBM zEnterprise 114	PSR Inc	9205	9/30/2014	1
Morning Masters Swim Program	Traci McNeil	9249	12/31/2014	4
Employee Assistance Program	Janus Associates Inc dba Business Health Services	9277	11/30/2014	1
Auto CAD Map 3D - DPW	DLT Solutions LLC	8588	2/6/2015	1
Magic Carnival Act Clown Lessons	Christopher Bowers dba Mystery Academy	8368	3/31/2015	0
Pet Waste Collection & Disposal	Doody Calls Fairfax VA LLC	8885	6/30/2014	3
Personnel Selection Software	Biddle Consulting Group Inc	8538	2/23/2015	2
Fire Eye Software	ITSolutions Net Inc	8933	12/28/2014	1
Fundamentals of Sports	Krazy Kidz Sports and Fitness LLC dba Jump Bunch	8880	6/30/2014	3
Netmail Archive Subscription	Messaging Architects	9104	2/22/2015	0
C-Series Check Printing Software Upgrade	Bottomline Technologies Inc	9066	5/31/2014	1
Long Distance Calling Services	AT&T Corporation	9091	11/1/2014	2
Office Supplies Master Piggyback Agreement	Office Depot Inc	9181	12/31/2016	0
Floor Coverings with Related Supplies Equipment & Services	Interface Americas Inc	8898	3/19/2015	2
BRCPC Office Furniture & Equipment Blanket	Douron Inc	8045	12/31/2014	1
BRCPC Office Furniture & Equipment Blanket	Glover Equipment Sales Group LLC	8236	12/31/2014	1
Groundwater and Surface Water Evaluation	EA Engineering Science & Technology Inc	8188	9/30/2014	0
Water System Security Video Services at Montevideo BPS	Comcast Cablevision of Maryland	9197	9/13/2016	0
Water System Security Video Services Old Waugh Chapel Rd	Comcast Cablevision of Maryland	9196	9/13/2016	0
Water System Security Video Services at CroftonMeadows WTP	Comcast Cablevision of Maryland	9198	9/13/2016	0
Water System Security Video Services at Arnold WTP	Comcast Cablevision of Maryland	9199	9/13/2016	0
Mail Room Equipment Services and Support	Neopost USA Inc	9134	8/1/2014	0
Curbside Recycling Yard Waste & Trash Collection Service Areas 4	Gunther Refuse Service Inc	7278	6/30/2014	1
Wildlife Damage Management	USDA APHIS WS	9163	9/30/2014	0
Transit Service for Odenton Marc/Piney Orchard	Central Maryland Regional Transit Corp	8584	1/31/2015	2

CURRENT EXPENSE BUDGET LONG TERM CONTRACTS (FY15)

DESCRIPTION	VENDOR	CONTRACT #	EXPIRATION DATE	RENEWAL
Curbside Recycling Yard Waste & Trash Collection Service Areas 10 & 11	Uneeda Disposal Service Inc	7762	7/31/2014	3
Curbside Recycling Yard Waste & Trash Collection Service Area 8	Ecology Services Inc	7249	6/30/2014	2
Archaeological Services Generals Hwy	Carolyn Gryczkowski	9287	6/30/2014	2
Modifications Updates Enhancement to Cass Works	RJN Group Inc	8332	12/31/2014	2
Groundwater Testing Sawmill Creek	MD Geological Survey	9207	6/30/2014	1
Epping Forest Reforestation Project	Patriot Land & Wildlife Management Service Inc	8962	6/30/2014	3
Janitorial Services for Annapolis WRF	Acclaim USA Inc	9209	9/30/2014	4
Curbside Recycling Yard Waste & Trash Collection Service Areas 5	Ecology Services Inc	7251	6/30/2014	2
Archaeological Services Generals Hwy	Shawn Sharpe	9288	6/30/2014	2
Curbside Recycling Yard Waste & Trash Collection Service Area 1	Ecology Services Inc	7246	6/30/2014	2
Curbside Recycling Yard Waste & Trash Collection Service Area 6	Bates Trucking Company Inc	7245	6/30/2014	2
Archaeological Services Generals Hwy	Jasmine Gollup	9284	6/30/2014	2
Archaeological Services Generals Hwy	Amanda Melton	9285	6/30/2014	2
Winterization and Refurbish Air Atomized Truck Mounted Paint Striper	JCL Equipment Co Inc	8987	8/31/2014	2
Call Center Services	One Call Concepts	8340	6/30/2014	1
Annual Drinking Water Quality Report Printing & Distribution	Omni Print Inc	8379	6/30/2014	1
Jurisdiction Contribution To Northeast MD Waste Disposal Authority	Northeast MD Waste Disposal Authority	7377	6/30/2014	1
Environmental Compliance Tracking System	Northeast MD Waste Disposal Authority	8917	6/30/2014	4
Utility Fund Rates Financial Services	Management & Financial Services Group LLC	8371	3/31/2014	1
Water Service Baltimore City	Baltimore City Water Dept	7847	6/30/2014	1
Curbside Recycling Yard Waste & Trash Collection Service Area 7	Ecology Services Inc	7248	6/30/2014	2
Curbside Recycling Yard Waste & Trash Collection	Ecology Services Anne Arundel Ct Cartage LLC	7526	6/30/2014	3
Curbside Recycling Yard Waste Trash SA 14	Bates Trucking Company Inc	8768	6/30/2014	9
Archaeological Services Generals Hwy	Stephanie Taleff Sperling	9289	6/30/2014	2
Solid Waste Disposal	Northeast MD Waste Disposal	9113	4/11/2015	5
Asphalt Trench & Overlay Services	Bravo Equipment & Construction Co Inc	9121	4/30/2014	2

CURRENT EXPENSE BUDGET LONG TERM CONTRACTS (FY15)

DESCRIPTION	VENDOR	CONTRACT #	EXPIRATION DATE	RENEWAL
Curbside Recycling Yard Waste & Trash Collection	Ecology Services Inc	7247	6/30/2014	2
Curbside Recycling Yard Waste & Trash Collection Serv areas 3,9,12,14 & 15	Ecology Services Anne Arundel County Cartage LLC	7529	6/30/2014	3
Curbside Recycling Yard Waste Trash SA 11	The Goode Companies Inc	8769	6/30/2014	9
Aerial Surveys Volume & Settlement Analysis for Landfills	BAI Group dba Blazosky Associates Inc	8985	9/30/2014	4
Curbside Recycling Yard Waste & Trash Collection Service	Ecology Services Anne Arundel Ct Cartage LLC	7525	6/30/2014	3
Risk Management Info System Annual Maintenance	CS Stars	7972	7/31/2015	0
Road Sensors Maintenance Agreement	Vaisala Inc	8644	2/28/2015	3
Curbside Recycling Yard Waste & Trash Collection Services	Ecology Services Anne Arundel County Cartage LLC	7527	6/30/2014	3
Tree Trimming & Removal Services	Lewis Tree Service Inc	8789	7/31/2014	3
Archaeological Services Generals Hwy	John Kille	9290	6/30/2014	2
Archaeological Services Generals Hwy	Anastasia Lee Poulos	9286	6/30/2014	2
LFG System Monitoring Maintenance and Routing Operation Services	Shaw Environmental & Infrastructure Inc	8992	10/31/2014	3
Mowing Services Storm Water Management Ponds	David Lee Poe dba Chesapeake Lawn Maintenance	8717	3/31/2015	4
Tree Trimming & Removal Services	Asplundh Tree Expert Co	8788	7/31/2014	1
Methanol	Intercoastal Trading Inc	9064	8/31/2014	3
Curbside Recycling Yard Waste Trash SA13	Gunther Refuse Service Inc	8779	6/30/2014	8
Archaeological Services for Lost Towns Project	Sperling (Stephanie)	7737	6/30/2014	1
Study Transportation Plan for Major Intersection/Important Facilities	CEI Vision Joint Ventures	9253	6/30/2015	1
County Code Book Publication	American Legal Publishing Corp	7000	6/30/2014	3
Legal Council Liquor Board Commission	Sara H Arthur Esq	8482	6/30/2014	1
Fleet Mgmt Information System Annual Software Maintenance	CCG Systems Inc	7215	6/30/2014	1
Digital Recording Maintenance Agreement	Courtsmart Digital System Inc	9071	6/30/2014	1
Audit Services	Clifton Larson Allen LLP	8378	6/30/2014	1
Monitoring & Testing Services Alarms	Burtel Security Division of D J Enterprises	7976	7/31/2014	0
Library Periodicals	EBSCO Information Servcies	9175	6/30/2014	5
Automated Fuel Control System	E J Ward Inc	9031	9/30/2014	3
Merchant Services for Library	Bank of America Merchant Services	7977	8/31/2014	0
Comcast Internet Severn Library	Comcast of Maryland	8675	6/30/2014	1
Comcast Internet Service Harry Truman Pkway	Comcast of Maryland	8683	6/30/2014	1
Comcast Internet Service Hillsmere Drive	Comcast of Maryland	8682	6/30/2014	1

CURRENT EXPENSE BUDGET LONG TERM CONTRACTS (FY15)

DESCRIPTION	VENDOR	CONTRACT #	EXPIRATION DATE	RENEWAL
Comcast Internet Service Broadneck Green Holly Dr	Comcast of Maryland	8681	6/30/2014	1
Comcast Internet Service Deale Library	Comcast of Maryland	8679	6/30/2014	1
Comcast Internet Service RIV Library Branch	Comcast of Maryland	8678	6/30/2014	1
Comcast Internet Service Pasadena Mountain Rd	Comcast of Maryland	8677	6/30/2014	1
Comcast Internet Service Laurel MDC Branch	Comast of Maryland	8676	6/30/2014	1
Refurbish Horton Ambulances	Laake Enterprises Inc dba Fesco Emergency Sales	9124	4/30/2014	4
Collection Agency Services	Unique Management Services Inc.	8721	5/31/2014	2
Software Milestones SAAS Migration	Sirsi Corporation	8540	6/16/2017	0
Legal Services	Ward Pratz & Associates PA	7921	6/30/2014	1
Library Maintenance Agreement	West Thomson Reuters	8864	5/31/2014	3
Actuarial Services	AMI Risk Consultants Inc	8911	6/30/2014	1
Crime Insurance	RCM&D INC	8912	6/30/2014	1
Comcast Internet Service Annapolis West St	Comcast of Maryland	8680	6/30/2014	1
Marketing and Public Relations Management Systems	Vocus Inc	9147	5/31/2014	4
Family Law Pro SE Project	Legal Aid Bureau	5699	6/30/2014	1
Software Services and Data Reports	Davis (Michael) Consulting Inc	7430	6/30/2014	1
MSDS Management Services	MSDSOnline Inc	8965	7/31/2014	3
Courthouse Preventative Maintenance	Siemens Industry Inc	7362	6/30/2014	1
Office and Classroom Related Supplies and Accessories	Staples Inc and Subsidiaries	9180	6/30/2014	1

**Grants Special Revenue Fund
Grants Listing**

Department	Bureau	Grant	FY2013 Actual	FY2014 Original	FY2014 Estimate	FY2015 Budget
Chief Administrative Office	110-Management & Control					
		GCA002-Community Economic Adjustment	473,054	1,110,500	219,300	400,000
		GCA003-Emergency Food Assistance Prog	22,281	20,000	20,000	20,000
	110-Management & Control	Total	495,335	1,130,500	239,300	420,000
Chief Administrative Office Total			495,335	1,130,500	239,300	420,000
Circuit Court	460-Disposition of Litigation					
		GCC001-Drug Treatment Court Commissio	0	0	0	0
		GCC002-Drug Treatment Court Commissio	229,174	325,700	213,400	265,400
		GCC004-Edward Byrne Memorial Justice	65,324	79,400	17,600	84,700
		GCC005-Family Services Program	685,267	867,800	344,400	885,900
		GCC007-Mediation & Conflict Resolutio	47,307	53,400	24,300	93,500
		GCC010-FCCIP Child Welfare Prgm	0	0	0	3,600
	460-Disposition of Litigation	Total	1,027,071	1,326,300	599,700	1,333,100
Circuit Court Total			1,027,071	1,326,300	599,700	1,333,100
Department of Aging	365-Nutrition					
		GAG008-Nutrition Services Incentive	154,351	160,000	160,000	133,600
		GAG205-IIIC-1 Nutrition	608,178	463,300	470,600	456,500
		GAG206-IIIC-2 Home Delivered Meals	274,914	233,700	233,700	241,100
		GAG207-IIID Preventative Health	24,461	21,200	21,200	20,000
		GAG306-BG-Nutrition	103,716	103,700	103,700	103,700
	365-Nutrition	Total	1,165,620	981,900	989,200	954,900
	370-Transportation					
		GAG004-STWide Special Transpo Assist	187,155	402,500	490,300	417,500
	370-Transportation	Total	187,155	402,500	490,300	417,500
	375-Senior Centers					
		GAG001-Senior Center Operating Grant	5,565	7,000	7,000	7,000
	375-Senior Centers	Total	5,565	7,000	7,000	7,000
	380-Outreach & Referral					
		GAG004-STWide Special Transpo Assist	0	0	6,000	6,700
		GAG010-Maryland Access	43,566	37,000	37,000	19,600
		GAG201-IIIB Public Relations/Admin IA	254,476	235,000	211,600	248,800
		GAG202-IIIB Legal Aid Bureau IA	40,000	52,500	45,000	45,000

**Grants Special Revenue Fund
Grants Listing**

Department	Bureau	Grant	FY2013 Actual	FY2014 Original	FY2014 Estimate	FY2015 Budget
		GAG203-IIIB Telephone Reassurance IA	9,165	8,800	2,300	2,300
		GAG300-BG-Information & Assistance	46,134	46,100	55,900	47,100
		GAG307-BG-Vulnerable Elderly	34,674	34,700	35,500	34,700
	380-Outreach & Referral	Total	428,015	414,100	393,300	404,200
	385-Volunteers & Employment					
		GAG002-Foster Grandparent Program	225,338	237,400	238,800	274,500
		GAG003-Retired Senior Volunteer Prgm	58,693	52,000	50,100	100,800
		GAG009-Ctrs for Medicare/caid Service	38,412	37,100	46,200	58,900
		GAG204-IIIB Friendly Visitor	18,810	13,900	4,100	4,100
	385-Volunteers & Employment	Total	341,254	340,400	339,200	438,300
	390-Long Term Care					
		GAG005-Curb Abuse Medicare/caid SMP	23,453	16,900	12,900	12,400
		GAG006-Medical Assist Personal Care	661	0	0	0
		GAG007-Medicaid Waiver	133,434	0	300	0
		GAG200-IIIB Senior Care	75,601	80,000	86,500	85,000
		GAG208-IIIE National Family Caregiver	191,528	180,100	159,700	209,200
		GAG209-VII Ombudsman	46,105	28,900	30,200	33,400
		GAG301-BG-Senior Care	498,191	496,900	513,600	496,900
		GAG302-BG-Guardianship	9,065	9,100	18,300	9,200
		GAG304-BG-Housing	424,055	453,600	451,600	486,800
		GAG305-BG-Ombudsman	81,047	81,000	95,400	78,300
		GAG308-Money Follows the Person	138,958	0	500	0
		GAG309-Chronic Disease Self Mngt	3,285	0	0	0
		GAG310-Chronic Disease Self Mngt	0	20,000	20,000	12,500
	390-Long Term Care	Total	1,625,383	1,366,500	1,389,000	1,423,700
Department of Aging Total			3,752,993	3,512,400	3,608,000	3,645,600
Detention Center						
	405-Admin/Support Service					
		GDC002-SCAAP	156,878	319,700	70,000	65,000
	405-Admin/Support Service	Total	156,878	319,700	70,000	65,000
Detention Center Total			156,878	319,700	70,000	65,000
Fire Department						
	260-Planning & Logistics					
		GFR026-Driver Simulator	0	0	0	4,500,000
		GFR049-State Numbers Board	0	0	0	180,000

**Grants Special Revenue Fund
Grants Listing**

Department		FY2013	FY2014	FY2014	FY2015
Bureau	Grant	Actual	Original	Estimate	Budget
	GFR051-MIEMSS Mass Casualty Equipment	0	0	0	12,200
260-Planning & Logistics	Total	0	0	0	4,692,200
265-Operations					
	GFR008-Advanced Life Support	19,654	0	0	0
265-Operations	Total	19,654	0	0	0
278-Emergency Management					
	GFR001-Citizens Corps	6,134	9,000	5,500	0
	GFR002-EMPG-State & Local Assistance	187,626	174,700	175,900	182,100
	GFR003-HMEP	0	5,000	0	2,000
	GFR005-Local Emergency Planning	0	7,500	0	1,300
	GFR006-State Homeland Security	539,519	648,400	593,400	179,400
	GFR007-Urban Area Security Initiative	26,081	20,300	14,100	18,100
	GFR010-Emergency Management Support	62,040	210,000	59,300	165,000
	GFR012-Homeland Sec-Incident Mgt Trai	61,173	191,200	71,500	69,000
	GFR013-Homeland Sec-Vol Mobilization	16,224	30,500	15,500	0
	GFR014-Homeland Sec-HAZMAT Support	53,137	80,500	15,500	48,000
	GFR021-UASI-Tactical Equipment	69,980	195,000	80,000	127,300
	GFR023-UASI-CCTV	152,779	196,000	124,000	44,700
	GFR024-UASI-Conference	6,486	2,600	0	0
	GFR025-UASI-Ambulance Buses	16,291	108,500	108,500	38,800
	GFR027-Hazard Mitigation	1,853	0	0	0
	GFR029-Port Security Program	96,663	0	0	0
	GFR034-UASI ENS/Reverse 911/Geocoding	0	160,000	0	0
	GFR036-UASI High School Education	0	0	0	0
	GFR041-UASI Tech Training WEB EOC	36,497	45,700	20,700	64,900
	GFR042-UASI - Sheltering	186,920	67,800	21,000	13,500
	GFR050-UASI Urban Search & Rescue	0	0	0	0
278-Emergency Management	Total	1,519,401	2,152,700	1,304,900	954,100
Fire Department Total		1,539,055	2,152,700	1,304,900	5,646,300
Health Department					
535-Administration & Operations					
	GHL492-CPHF-Planning & Surveillance	689,032	332,700	440,500	511,900
535-Administration & Operations	Total	689,032	332,700	440,500	511,900
540-Disease Prevention & Mgmt					
	GHL422-CPHF-Adult Immunization	421,984	432,800	457,000	650,200

**Grants Special Revenue Fund
Grants Listing**

Department	Bureau	Grant	FY2013 Actual	FY2014 Original	FY2014 Estimate	FY2015 Budget
		GHL423-CPHF-Communicable Disease	635,076	697,400	678,000	697,600
		GHL487-CPHF-Breast & Cervical Cancer	103,688	91,400	105,500	117,000
		GHL488-CPHF-Health Information	476,624	438,600	466,400	399,200
		GHL632-ABC Ryan White I Grant	235,141	258,600	263,300	258,600
		GHL676-B&C Cancer Diagnosis Grant	215,775	217,600	204,700	201,300
		GHL714-B&C Cancer Outreach Grant	158,361	162,500	162,500	162,500
		GHL740-TB Control Grant	2,000	2,000	2,000	2,000
		GHL741-STD Grant	33,240	33,200	33,200	33,200
		GHL748-Immunization Grant	114,700	114,700	114,700	126,200
		GHL763-RW II Health Support Services	346,439	373,600	234,100	82,600
		GHL765-Counseling, Testing & Referral	159,056	192,400	192,100	67,100
		GHL901-CRF Cancer: Non-Clinical	218,498	218,500	225,100	225,400
		GHL902-CRF Cancer: Clinical	399,971	416,100	421,300	422,600
		GHL903-CRF Cancer: Administrative	40,916	40,900	42,300	42,400
		GHL920-CRF Tobacco: Community Based	73,223	81,400	97,600	99,000
		GHL930-CRF Tobacco: School Based	49,354	46,800	81,100	81,600
		GHL950-CRF Tobacco: Cessation	53,228	43,000	52,000	52,000
		GHL667-B&C Cancer Case Mgt Grant	130,405	123,600	135,900	136,000
		GHL744-HIV Partner Services	11,050	11,100	11,100	11,100
		GHL602-Personal Responsibility Ed Prg	41,736	37,000	34,000	34,000
		GHL760-AIDS Case Management	58,807	69,000	194,600	355,200
		GHL639-Maryland Million Hearts	142,520	21,100	32,000	0
		GHL641-B&C Cancer Screening & Prev.	4,518	4,600	0	4,600
	540-Disease Prevention & Mgmt	Total	4,126,309	4,127,900	4,240,500	4,261,400
	545-Environmental Health Services					
		GHL335-PHP Emergency Preparedness	444,342	392,000	365,600	374,300
		GHL344-PHP Cities Readiness	104,551	104,700	92,400	93,100
		GHL466-CPHF-Food Control	126,078	157,000	181,800	166,200
		GHL573-Public Hlth Emerg Preparedness	117,569	40,800	0	0
	545-Environmental Health Services	Total	792,540	694,500	639,800	633,600
	550-School Health & Support					
		GHL417-CPHF-School Health	417,700	417,700	488,000	422,200
		GHL675-Challenging Behaviors	0	35,000	0	0
	550-School Health & Support	Total	417,700	452,700	488,000	422,200
	551-Behavioral Health Services					

**Grants Special Revenue Fund
Grants Listing**

Department	Bureau	Grant	FY2013 Actual	FY2014 Original	FY2014 Estimate	FY2015 Budget
		GHL416-CPHF-Childrens Mental Health	30,747	82,200	112,500	135,600
		GHL616-High Intensity Drug Traffickin	154,032	134,500	134,500	134,500
		GHL617-ARRA Strengthening Families	45,000	45,000	0	45,000
		GHL618-DUI-Justice Assistance Grant	141,850	142,200	142,200	142,000
		GHL619-BJAG-Circuit Court Drug Court	54,946	73,400	57,900	55,900
		GHL620-Hot Spots-Drug Free Schools	0	0	0	0
		GHL720-Geriatric Evaluation Services	560,258	0	0	0
		GHL840-Ft. Meade Disaster Relief Fund	2,227,367	2,103,700	2,133,300	2,230,100
		GHL841-Prevention Project Grant	277,840	279,500	274,000	283,500
		GHL357-Addictions third Party PAC	960,005	0	0	0
		GHL430-CPHF-Personal Care	166,115	190,000	190,000	81,800
		GHL854-Drug Court Treatment Services	95,350	96,300	96,300	96,300
		GHL315-BJAG Recidivism Reduction	46,081	50,000	30,000	30,000
		GHL843-Addictions Project Grant	2,743,504	2,547,400	2,217,900	2,291,500
		GHL865-TCA Addictions Program Special	49,307	73,100	77,300	77,400
		GHL842-Strategic Prevention Framework	33,400	33,500	0	60,300
		GHL859-Recovery Support Services	731,534	766,300	1,029,800	1,033,400
		GHL776-Integ of Sxl Hlth in Recovery	0	0	62,200	62,300
	551-Behavioral Health Services	Total	8,317,336	6,617,100	6,557,900	6,759,600
	555-Family Health Services					
		GHL418-CPHF-Maternity	70,320	36,000	36,000	45,200
		GHL421-CPHF-Dental Health	112,619	109,700	171,700	124,000
		GHL426-CPHF-Cancer	37,168	45,500	44,300	78,400
		GHL427-CPHF-Home Visiting	152,582	191,400	221,700	264,000
		GHL429-CPHF-Eligibility & Enrollment	305,773	301,000	295,100	320,200
		GHL538-Breastfeeding Peer Counselor	67,227	82,300	82,300	68,700
		GHL559-WIC Training & Temp Staffing	450,495	591,300	591,300	605,000
		GHL564-Healthy Start	403,675	400,000	400,000	400,000
		GHL691-Family Planning Grant	310,589	316,400	0	0
		GHL693-Healthy Teens Grant	189,736	263,500	263,700	264,800
		GHL696-Improved Pregnancy Outcome	41,207	41,300	41,300	41,300
		GHL705-Women, Infants & Children	1,308,403	1,493,000	1,493,000	1,622,500
		GHL730-Admin. Care Coordination	379,854	410,000	404,600	410,000
		GHL731-PWC Eligibility Grant	867,128	988,400	960,200	988,300
		GHL738-MA Transportation Grant	1,975,108	1,602,700	1,848,300	2,452,500

**Grants Special Revenue Fund
Grants Listing**

Department					
Bureau	Grant	FY2013 Actual	FY2014 Original	FY2014 Estimate	FY2015 Budget
	GHL543-Oral Disease & Inj Prevent	11,250	11,300	7,100	7,100
	GHL262-Min Infant Mort Reduc Dem Prog	0	0	116,700	116,900
	GHL636-Dental Sealant Program	0	0	12,100	12,000
	<u>555-Family Health Services Total</u>	6,683,135	6,883,800	6,989,400	7,820,900
Health Department Total		21,026,052	19,108,700	19,356,100	20,409,600
Office of Finance Non-Departme 169-Grants-Finance					
	-	0	180,000	100,000	165,000
	<u>169-Grants-Finance Total</u>	0	180,000	100,000	165,000
Office of Finance Non-Departme Total		0	180,000	100,000	165,000
Office of the Sheriff					
	435-Office of the Sheriff				
	GSH001-Child Support Enforce-Reimb	699,126	773,200	865,700	870,500
	GSH002-Child Support Enforce-Incentiv	2,411	3,000	0	0
	GSH003-Domestic Violence Protective	20,231	30,000	29,100	27,700
	GSH004-Byrne Justice Recovery Act	3,679	0	0	0
	GSH005-Byrne Mem Justice Assis	14,102	24,500	28,600	11,000
	GSH008-Byrne Mobile Data Computers	0	0	58,100	0
	<u>435-Office of the Sheriff Total</u>	739,550	830,700	981,500	909,200
Office of the Sheriff Total		739,550	830,700	981,500	909,200
Office of the State's Attorney					
	430-Office of the State's Attorney				
	GST002-Drug Treatment Court Commissio	117,318	119,800	112,300	115,300
	GST003-Edward Byrne Memorial Justice	26,500	0	21,800	49,000
	GST007-Victims of Crime Assistance	82,293	98,800	131,600	158,900
	GST009-Danger Assessment Advocate	44,000	52,400	67,000	56,100
	GST011-St Cap Cities Safe Str Initiat	67,600	68,800	69,900	74,000
	GST013-Safe Streets	62,871	68,800	61,100	77,400
	GST014-Gun Violence Reduction	0	0	0	64,900
	<u>430-Office of the State's Attorney Total</u>	400,582	408,600	463,700	595,600
Office of the State's Attorney Total		400,582	408,600	463,700	595,600
Planning and Zoning					
	290-Administration				
	GPZ001-Critical Area	9,000	9,000	8,000	8,000
	GPZ003-Federal Transit Formula	193,397	193,400	193,400	193,400

**Grants Special Revenue Fund
Grants Listing**

Department	Bureau	Grant	FY2013 Actual	FY2014 Original	FY2014 Estimate	FY2015 Budget
		GPZ004-Federal Transit Metro Planning	530,743	515,500	428,700	200,100
		GPZ013-CMAQ Application for Bike Rack	0	12,500	0	12,500
		GPZ014-Historic Gen Hwy Corrid Survey	0	0	58,800	241,200
		GPZ015-MTA Large Urban Transportation	0	0	0	593,900
	290-Administration	Total	733,140	730,400	688,900	1,249,100
Planning and Zoning Total			733,140	730,400	688,900	1,249,100
Police Department						
	240-Patrol Services					
		GLM019-CP-Communities Mobilizing	0	23,000	7,300	10,000
		GPD004-Community Traffic Safety	97,161	149,800	111,800	140,000
		GPD012-School Bus Safety Enforcement	18,000	20,000	20,100	20,000
		GPD013-Sex Offender Compliance Enf MD	38,099	35,000	32,600	40,000
		GPD014-Viper XIII Vehicle Theft Preve	41,274	45,000	47,600	50,000
		GPD025-ARRA Port Security	4,890	0	0	0
		GPD036-Safe Streets	7,694	0	15,400	10,000
		GPD037-MCSAP	5,561	23,000	9,900	15,000
	240-Patrol Services	Total	212,680	295,800	244,700	285,000
	250-Admin Services					
		GPD005-Edward Byrne Memorial Justice	36,752	33,500	18,500	68,000
		GPD006-Forensic Casework DNA Backlog	90,487	236,000	102,900	236,000
		GPD010-Paul Coverdell Forensic Scienc	0	60,000	0	50,000
		GPD011-Paul Coverdell Forensic Scienc	59,020	7,000	0	7,000
		GPD017-STOP Gun Violence Grant	41,000	41,000	37,900	41,000
		GPD022-Byrne Justice Recovery Act	21,150	0	0	0
		GPD034-MD ICAC Task Force	8,395	10,000	14,000	10,000
		GPD026-Technology Enhancements	35,972	42,500	78,100	50,000
		GPD035-BJAG - Crime Alalysts PROTECT	20,925	0	0	0
		GPD039-Repeat Offender Crime Analyst	31,181	0	300	0
		GPD041-Bike Safety Maryland	2,980	0	7,600	13,000
		GPD043-Crisis Intervention Team	0	0	0	40,000
	250-Admin Services	Total	347,861	430,000	259,300	515,000
Police Department Total			560,541	725,800	504,000	800,000
Recreation and Parks						
	335-Parks					
		GRP002-Jug Bay Sanctuary Enhancement	0	10,000	0	0

**Grants Special Revenue Fund
Grants Listing**

Department	Bureau	Grant	FY2013 Actual	FY2014 Original	FY2014 Estimate	FY2015 Budget
		GRP003-Jug Bay Sanct Enhancement II	0	5,000	0	0
		GRP006-Jug Bay Marsh Boardwalk	8,496	0	0	0
	335-Parks	Total	8,496	15,000	0	0
Recreation and Parks Total			8,496	15,000	0	0
Social Services						
	500-Adult Services					
		GSS001-Community Economic Adj Plannin	416,000	417,000	417,000	472,900
		GSS002-Emergency & Transitional Housi	101,803	101,800	101,800	101,800
		GSS004-Homeless Women-Crisis Shelter	73,673	73,700	71,200	71,200
		GSS006-Service Linked Housing Program	18,345	18,300	18,400	18,300
		GSS014-Mental Health Care Provider	35,745	46,600	48,800	48,700
	500-Adult Services	Total	645,566	657,400	657,200	712,900
	505-Family & Youth Services					
		GSS007-Temp Assistance-Needy Families	267,408	267,400	396,100	266,600
		GSS008-Young Fathers Employment Prgm	93,487	120,100	53,100	44,400
	505-Family & Youth Services	Total	360,895	387,500	449,200	311,000
Social Services Total			1,006,461	1,044,900	1,106,400	1,023,900
Grand Total			31,446,154	31,485,700	29,022,500	36,262,400

COUNTY COUNCIL OF ANNE ARUNDEL COUNTY, MARYLAND

Legislative Session 2014, Legislative Day No. 10

Bill No. 23-14

Introduced by Mr. Grasso, Chairman
(by request of the County Executive)

By the County Council, May 1, 2014

Introduced and first read on May 1, 2014
Public Hearings set for and held on May 8 and 12, 2014
Bill AMENDED on June 4 and 6, 2014
Bill VOTED ON June 6, 2014

By Order: Elizabeth E. Jones, Administrative Officer

A BILL ENTITLED

1 AN ORDINANCE concerning: Annual Budget and Appropriation Ordinance of Anne
2 Arundel County

3
4 FOR the purpose of adopting the County Budget, consisting of the Current Expense
5 Budget for the fiscal year ending June 30, 2015, the Capital Budget for the fiscal year
6 ending June 30, 2015, the Capital Program for the fiscal years ending June 30, 2015,
7 June 30, 2016, June 30, 2017, June 30, 2018, June 30, 2019, and June 30, 2020; and
8 appropriating funds for all expenditures for the fiscal year beginning July 1, 2014,
9 and ending June 30, 2015.

10
11 SECTION 1. *Be it enacted by the County Council of Anne Arundel County,*
12 *Maryland,* That the Current Expense Budget for the fiscal year ending June 30, 2015, as
13 amended by this Ordinance, is hereby approved and finally adopted for such fiscal year;
14 and funds for all expenditures for the purposes specified in the Current Expense Budget
15 beginning July 1, 2014, and ending June 30, 2015, are hereby appropriated in the
16 amounts hereinafter specified and will be used by the respective departments and major
17 operating units thereof and by the courts, bureaus, commissions, offices, agencies, and
18 special taxing districts of the County in the sums itemized in said budget and summarized
19 in Exhibit A, hereby adopted and made part of this Ordinance, for the principal objectives
20 and purposes thereof; and the total sum of General Fund appropriations herein provided
21 for the respective departments and major operating units thereof and by the courts,
22 bureaus, commissions, offices, agencies, and special taxing districts as are set out
23 opposite each of them as follows:

EXPLANATION: Underlining indicates amendments to bill.
~~Strikeover~~ indicates matter stricken from bill by amendment

1	1. Office of Administrative Hearings	\$	293,100	
2				
3	2. Board of Education	\$	603,483,300	
4				
5	3. Board of Supervisors of Elections	\$	3,913,100	
6				
7	4. Board of License Commissioners	\$	676,900	
8				
9	5. Office of Central Services	\$	19,579,400	<u>\$ 19,496,400</u>
10				
11	6. Chief Administrative Officer	\$	10,698,100	<u>\$ 10,488,100</u>
12				<u>\$ 10,800,000</u>
13				<u>\$ 13,595,900</u>
14				
15	7. Circuit Court	\$	5,196,900	
16				
17	8. Anne Arundel Community College	\$	35,937,700	
18				
19	9. Cooperative Extension Service	\$	246,800	
20				
21	10. Office of the County Executive	\$	5,214,500	<u>\$ 5,155,500</u>
22				
23	11. Department of Aging	\$	9,316,000	
24				
25	12. Office of Information Technology	\$	16,927,900	<u>\$ 16,837,900</u>
26				
27	13. Office of Detention Facilities	\$	43,392,400	<u>\$ 42,842,400</u>
28				
29	14. Ethics Commission	\$	186,300	
30				
31	15. Fire Department	\$	103,254,800	<u>\$ 102,144,800</u>
32				
33	16. Department of Health	\$	34,047,700	<u>\$ 33,897,700</u>
34				
35	17. Department of Inspections and Permits	\$	11,665,700	<u>\$ 11,490,700</u>
36				
37	18. Office of Law	\$	3,876,000	
38				
39	19. Legislative Branch	\$	3,610,800	
40				
41	20. Office of Finance	\$	7,966,500	<u>\$ 7,866,500</u>
42				
43	21. Office of Finance (Non-Departmental)	\$	195,690,800	<u>\$ 195,450,000</u>
44				<u>\$ 194,467,300</u>
45				
46	22. Office of the Budget	\$	1,123,100	<u>\$ 1,073,100</u>
47				
48	23. Office of the Sheriff	\$	8,684,600	<u>\$ 8,654,600</u>
49				<u>\$ 8,797,500</u>

1	24. Office of the State's Attorney	\$	9,779,700	
2				
3	25. Orphan's Court	\$	118,100	
4				
5	26. Office of Personnel	\$	6,072,100	<u>\$ 5,972,100</u>
6				<u>\$ 6,022,100</u>
7				
8	27. Office of Planning and Zoning	\$	8,540,200	<u>\$ 8,440,200</u>
9				
10	28. Police Department	\$	119,843,200	<u>\$119,778,200</u>
11				<u>\$120,878,200</u>
12				
13	29. Department of Public Libraries	\$	18,584,000	
14				
15	30. Department of Public Works	\$	33,462,600	<u>\$ 33,221,600</u>
16				
17	31. Department of Recreation and Parks	\$	23,697,900	<u>\$ 23,342,900</u>
18				
19	32. Department of Social Services	\$	4,627,300	
20				

21 SECTION 2. *And be it further enacted*, That funds in the amount of \$54,503,100 are
 22 appropriated for the Water and Wastewater Sinking Fund during the fiscal year beginning
 23 July 1, 2014, and ending June 30, 2015, for the purposes set forth in Exhibit B, adopted
 24 and made part of this Ordinance.

25
 26 SECTION 3. *And be it further enacted*, That funds in the amount of \$106,307,000
 27 ~~\$86,786,000~~ \$88,142,000 are appropriated for the Water and Wastewater Operating Fund
 28 during the fiscal year beginning July 1, 2014, and ending June 30, 2015, for the purposes
 29 set forth in Exhibit B, adopted and made part of this Ordinance.

30
 31 SECTION 4. *And be it further enacted*, That funds in the amount of \$17,089,800 are
 32 appropriated for the Garage Working Capital Fund during the fiscal year beginning July
 33 1, 2014, and ending June 30, 2015, for the purposes set forth in Exhibit B, adopted and
 34 made part of this Ordinance.

35
 36 SECTION 5. *And be it further enacted*, That funds in the amount of \$3,732,100 are
 37 appropriated for the Reforestation Fund during the fiscal year beginning July 1, 2014, and
 38 ending June 30, 2015, for the purposes set forth in Exhibit B, adopted and made part of
 39 this Ordinance.

40
 41 SECTION 6. *And be it further enacted*, That funds in the amount of \$1,200,000 are
 42 appropriated for the Anne Arundel Workforce Development Corporation Fund during the
 43 fiscal year beginning July 1, 2014, and ending June 30, 2015, for the purposes set forth in
 44 Exhibit B, adopted and made part of this Ordinance.

45
 46 SECTION 7. *And be it further enacted*, That funds in the amount of \$880,000 are
 47 appropriated for the Park Place Tax Increment Fund during the fiscal year beginning July
 48 1, 2014, and ending June 30, 2015, for the purposes set forth in Exhibit B, adopted and
 49 made part of this Ordinance.

1 SECTION 8. *And be it further enacted,* That funds in the amount of \$1,042,500 are
 2 appropriated for the Inmate Benefit Fund during the fiscal year beginning July 1, 2014,
 3 and ending June 30, 2015, for the purposes set forth in Exhibit B, adopted and made part
 4 of this Ordinance.

5
 6 SECTION 9. *And be it further enacted,* That funds in the amount of \$550,400 are
 7 appropriated for the Parking Garage Special Revenue Fund during the fiscal year
 8 beginning July 1, 2014, and ending June 30, 2015, for the purposes set forth in Exhibit B,
 9 adopted and made part of this Ordinance.

10
 11 SECTION 10. *And be it further enacted,* That funds in the amount of \$54,577,900
 12 \$54,577,900 are appropriated for the Waste Collection Fund during the fiscal year
 13 beginning July 1, 2014, and ending June 30, 2015, for the purposes set forth in Exhibit B,
 14 adopted and made part of this Ordinance.

15
 16 SECTION 11. *And be it further enacted,* That funds in the amount of \$16,500,000 are
 17 appropriated for the ~~Video Lottery Impact Aid Fund~~ Video Lottery Facility Local Impact
 18 Grant Special Revenue Fund during the fiscal year beginning July 1, 2014, and ending
 19 June 30, 2015, for the purposes set forth in Exhibit B, adopted and made part of this
 20 Ordinance.

21
 22 SECTION 12. *And be it further enacted,* That funds for the purposes herein specified
 23 are appropriated for the Higher Education Fund during the fiscal year beginning July 1,
 24 2014, and ending June 30, 2015 as follows:

25
 26 Anne Arundel Community College

27

28	1. Instruction	\$	59,126,200
29			
30	2. Academic Support	\$	17,194,700
31			
32	3. Student Services	\$	9,692,100
33			
34	4. Plant Operations	\$	11,226,100
35			
36	5. Institutional Support	\$	17,437,400
37			
38	6. Auxiliary and Other	\$	58,682,000
39			

40 SECTION 13. *And be it further enacted,* That funds for the purposes herein specified
 41 are appropriated for the School Current Expense Fund during the fiscal year beginning
 42 July 1, 2014, and ending June 30, 2015, as follows:

43
 44 Board of Education

45

46	1. Administration	\$	28,212,200	\$	<u>28,868,500</u>
47					
48	2. Mid-Level Administration	\$	65,831,100	\$	<u>66,186,600</u>

1	3. Instructional Salaries and Wages	\$—376,448,900	<u>\$382,779,096</u>
2			
3	4. Other Instructional Costs	\$—15,599,700	<u>\$ 15,842,500</u>
4			
5	5. Textbooks and Classroom Supplies	\$—30,851,900	<u>\$ 31,097,000</u>
6			
7	6. Pupil Services	\$—6,819,000	<u>\$ 6,973,300</u>
8			
9	7. Pupil Transportation	\$—53,753,100	<u>\$53,377,100</u>
10			
11	8. Operation of Plant	\$—63,580,800	<u>\$ 64,450,800</u>
12			
13	9. Maintenance of Plant	\$ 17,211,900	<u>\$ 17,348,600</u>
14			
15	10. Fixed Charges	\$—205,760,200	<u>\$196,155,004</u>
16			
17	11. Community Services	\$ 373,100	
18			
19	12. Capital Outlay	\$—3,562,200	<u>\$ 3,636,800</u>
20			
21	13. Special Education	\$—123,813,600	<u>\$124,729,300</u>
22			
23	14. Food Services	\$ 28,170,000	
24			

25 SECTION 14. *And be it further enacted*, That funds in the amount of \$4,903,000 are
 26 appropriated for the Nursery Road Tax Increment Fund during the fiscal year beginning
 27 July 1, 2014, and ending June 30, 2015, for the purposes set forth in Exhibit B, adopted
 28 and made part of this Ordinance.

29
 30 SECTION 15. *And be it further enacted*, That funds in the amount of \$4,884,000 are
 31 appropriated for the Recreation and Parks Child Care Fund during the fiscal year
 32 beginning July 1, 2014, and ending June 30, 2015, for the purposes set forth in Exhibit B,
 33 adopted and made part of this Ordinance.

34
 35 SECTION 16. *And be it further enacted*, That funds in the amount of \$1,300,000 are
 36 appropriated for the Piney Orchard WWS Fund during the fiscal year beginning July 1,
 37 2014, and ending June 30, 2015, for the purposes set forth in Exhibit B, adopted and
 38 made part of this Ordinance.

39
 40 SECTION 17. *And be it further enacted*, That funds in the amount of \$480,100 are
 41 appropriated for the Forfeiture and Asset Seizure Team (FAST) Fund during the fiscal
 42 year beginning July 1, 2014, and ending June 30, 2015, for the purposes set forth in
 43 Exhibit B, adopted and made part of this Ordinance.

44
 45 SECTION 18. *And be it further enacted*, That funds in the amount of \$23,368,000 are
 46 appropriated for the Self-Insurance Fund during the fiscal year beginning July 1, 2014,
 47 and ending June 30, 2015, for the purposes set forth in Exhibit B, adopted and made part
 48 of this Ordinance.

1 SECTION 19. *And be it further enacted*, That funds in the amount of \$2,718,300 are
2 appropriated for the Partnership for Children, Youth & Families Special Fund during the
3 fiscal year beginning July 1, 2014, and ending June 30, 2015, for the purposes set forth in
4 Exhibit B, adopted and made part of this Ordinance.

5
6 SECTION 20. *And be it further enacted*, That funds in the amount of \$117,382,500
7 are appropriated for the Health Insurance Fund during the fiscal year beginning July 1,
8 2014, and ending June 30, 2015, for the purposes set forth in Exhibit B, adopted and
9 made part of this Ordinance.

10
11 SECTION 21. *And be it further enacted*, That funds in the amount of \$6,438,000 are
12 appropriated for the West County Development District Tax Increment Fund during the
13 fiscal year beginning July 1, 2014, and ending June 30, 2015, for the purposes set forth in
14 Exhibit B, adopted and made part of this Ordinance.

15
16 SECTION 22. *And be it further enacted*, That funds for the purposes herein specified
17 are appropriated for the Library Fund during the fiscal year beginning July 1, 2014, and
18 ending June 30, 2015, as follows:

19

20 1. Personal Services	\$ 17,425,100
21	
22 2. Contractual Services	\$ 1,193,500
23	
24 3. Supplies and Materials	\$ 3,304,900
25	
26 4. Business and Travel	\$ 138,900
27	
28 5. Capital Outlay	\$ 342,500
29	

30 SECTION 23. *And be it further enacted*, That funds in the amount of \$5,990,100 are
31 appropriated for the Community Development Fund during the fiscal year beginning July
32 1, 2014, and ending June 30, 2015, for the purposes set forth in Exhibit B, adopted and
33 made part of this Ordinance.

34
35 SECTION 24. *And be it further enacted*, That funds in the amount of \$512,000 are
36 appropriated for the Farmington Village Special Taxing District Fund during the fiscal
37 year beginning July 1, 2014, and ending June 30, 2015, for the purposes set forth in
38 Exhibit B, adopted and made part of this Ordinance.

39
40 SECTION 25. *And be it further enacted*, That funds in the amount of \$12,859,000 are
41 appropriated for the Parole Town Center Development District Tax Increment Fund
42 during the fiscal year beginning July 1, 2014, and ending June 30, 2015, for the purposes
43 set forth in Exhibit B, adopted and made part of this Ordinance.

44
45 SECTION 26. *And be it further enacted*, That funds in the amount of \$8,845,000 are
46 appropriated for the Route 100 Development District Tax Increment Fund during the
47 fiscal year beginning July 1, 2014, and ending June 30, 2015, for the purposes set forth in
48 Exhibit B, adopted and made part of this Ordinance.

1 SECTION 27. *And be it further enacted*, That funds in the amount of \$747,200 are
2 appropriated for the Agricultural and Woodland Preservation Sinking Fund during the
3 fiscal year beginning July 1, 2014, and ending June 30, 2015, for the purposes set forth in
4 Exhibit B, adopted and made part of this Ordinance.

5
6 SECTION 28. *And be it further enacted*, That funds in the amount of \$357,000 are
7 appropriated for the Laurel Race Track Community Benefit Fund during the fiscal year
8 beginning July 1, 2014, and ending June 30, 2015, for the purposes set forth in Exhibit B,
9 adopted and made part of this Ordinance.

10
11 SECTION 29. *And be it further enacted*, That funds in the amount of \$1,379,600 are
12 appropriated for the Dorchester Special Taxing District during the fiscal year beginning
13 July 1, 2014, and ending June 30, 2015, for the purposes set forth in Exhibit B, adopted
14 and made part of this Ordinance.

15
16 SECTION 30. *And be it further enacted*, That funds in the amount of \$9,166,100 are
17 appropriated for the Garage Vehicle Replacement Fund during the fiscal year beginning
18 July 1, 2014, and ending June 30, 2015, for the purposes set forth in Exhibit B, adopted
19 and made part of this Ordinance.

20
21 SECTION 31. *And be it further enacted*, That funds in the amount of \$231,000 are
22 appropriated for the Court Fines and Fees Special Revenue Fund during the fiscal year
23 beginning July 1, 2014, and ending June 30, 2015, for the purposes set forth in Exhibit B,
24 adopted and made part of this Ordinance.

25
26 SECTION 32. *And be it further enacted*, That funds in the amount of \$9,327,200 are
27 appropriated for the Pension Fund during the fiscal year beginning July 1, 2014, and
28 ending June 30, 2015, for the purposes set forth in Exhibit B, adopted and made part of
29 this Ordinance.

30
31 SECTION 33. *And be it further enacted*, That funds in the amount of \$14,815,000 are
32 appropriated for the Bond Premium Special Revenue Fund during the fiscal year
33 beginning July 1, 2014, and ending June 30, 2015, for the purposes set forth in Exhibit B,
34 adopted and made part of this Ordinance.

35
36 SECTION 34. *And be it further enacted*, That funds in the amount of \$1,887,900 are
37 appropriated for the National Business Park - North Fund during the fiscal year beginning
38 July 1, 2014, and ending June 30, 2015, for the purposes set forth in Exhibit B, adopted
39 and made part of this Ordinance.

40
41 SECTION 35. *And be it further enacted*, That funds in the amount of \$1,053,000 are
42 appropriated for the Village South at Waugh Chapel Fund during the fiscal year
43 beginning July 1, 2014, and ending June 30, 2015, for the purposes set forth in Exhibit B,
44 adopted and made part of this Ordinance.

45
46 SECTION 36. *And be it further enacted*, That funds in the amount of ~~\$16,775,700~~
47 \$17,378,900 are appropriated for the Watershed Protection and Restoration Fund
48 (WPRF) during the fiscal year beginning July 1, 2014, and ending June 30, 2015, for the

1 purposes set forth in Exhibit B, adopted and made part of this Ordinance.

2

3 SECTION 37. *And be it further enacted*, That funds in the amount of ~~\$36,182,400~~
 4 \$36,262,400 are appropriated for the Grants Special Revenue Fund during the fiscal year
 5 beginning July 1, 2014, and ending June 30, 2015, for the purposes set forth in ~~Exhibit C~~
 6 Exhibit C-1, adopted and made part of this Ordinance.

7

8 SECTION 38. *And be it further enacted*, That funds in the amount of ~~\$33,968,000~~
 9 \$25,495,400 are appropriated for the Impact Fee Special Revenue Fund during the fiscal
 10 year beginning July 1, 2014, and ending June 30, 2015, for the purposes set forth in
 11 ~~Exhibit D~~ Exhibit D-1, adopted and made part of this Ordinance.

12 SECTION 39. *And be it further enacted*, That funds for the purposes herein specified
 13 are appropriated for the respective Special Taxing District Funds during the fiscal year
 14 beginning July 1, 2014, and ending June 30, 2015, as follows:

15

16	1. Amberley SCBD	\$	61,449
17			
18	2. Annapolis Roads SCBD	\$	476,186
19			
20	3. Arundel-on-the-Bay SCBD	\$	271,916
21			
22	4. Avalon Shores SCBD	\$	118,371
23			
24	5. Bay Highlands SCBD	\$	87,500
25			
26	6. Bay Ridge SCBD	\$	278,987
27			
28	7. Bayside Beach SCBD	\$	10,052
29			
30	8. Beverly Beach SCBD	\$	35,880
31			
32	9. Birchwood SCBD	\$	4,800
33			
34	10. Bittersweet SCBD	\$	9,723
35			
36	11. Cape Anne SCBD	\$	18,250
37			
38	12. Cape St. Claire SCBD	\$	292,841
39			
40	13. Capetowne SCBD	\$	17,157
41			
42	14. Carrollton Manor SCBD	\$	101,983
43			
44	15. Cedarhurst-on-the-Bay SCBD	\$	153,670
45			
46	16. Chartwell SCBD	\$	97,648
47			
48	17. Columbia Beach SCBD	\$	141,500

1	18. Crofton SCBD	\$	1,415,811
2			
3	19. Deale Beach SCBD	\$	9,644
4			
5	20. Eden Wood SCBD	\$	31,803
6			
7	21. Epping Forest SCBD	\$	574,899
8			
9	22. Fair Haven Cliffs SCBD	\$	26,794
10			
11	23. Felicity Cove SCBD	\$	42,716
12			
13	24. Franklin Manor SCBD	\$	165,560
14			
15	25. Gibson Island SCBD	\$	492,833
16			
17	26. Greenbriar Gardens SCBD	\$	33,938
18			
19	27. Greenbriar II SCBD	\$	21,000
20			
21	28. Heritage SCBD	\$	69,002
22			
23	29. Hillsmere Estates SCBD	\$	295,601
24			
25	30. Homewood Community Association SCBD	\$	8,354
26			
27	31. Hunters Harbor SCBD	\$	27,615
28			
29	32. Idlewilde SCBD	\$	9,775
30			
31	33. Indian Hills SCBD	\$	145,366
32			
33	34. Little Magothy River SCBD	\$	255,909
34			
35	35. Long Point on the Severn SCBD	\$	60,627
36			
37	36. Magothy Beach SCBD	\$	7,840
38			
39	37. Magothy Forge SCBD	\$	6,288
40			
41	38. Manhattan Beach SCBD	\$	348,730
42			
43	39. North Beach Park SCBD	\$	21,472
44			
45	40. Owings Beach SCBD	\$	74,976
46			
47	41. Owings Cliffs SCBD	\$	5,302

1	42. Oyster Harbor SCBD	\$	721,294
2			
3	43. Parke West SCBD	\$	98,821
4			
5	44. Pine Grove Village SCBD	\$	18,602
6			
7	45. Pines on the Severn SCBD	\$	74,005
8			
9	46. The Provinces SCBD	\$	26,857
10			
11	47. Queens Park SCBD	\$	63,865
12			
13	48. Rockview Beach/Riviera Isles SCBD	\$	23,842
14			
15	49. Selby on the Bay SCBD	\$	112,424
16			
17	50. Severndale SCBD	\$	38,979
18			
19	51. Severn Grove SCBD	\$	30,005
20			
21	52. Sherwood Forest SCBD	\$	1,412,360
22			
23	53. Shoreham Beach SCBD	\$	54,390
24			
25	54. Snug Harbor SCBD	\$	66,111
26			
27	55. South River Heights SCBD	\$	11,737
28			
29	56. South River Manor SCBD	\$	10,164
30			
31	57. South River Park SCBD	\$	75,082
32			
33	58. Steedman Point SCBD	\$	20,192
34			
35	59. Stone Haven SCBD	\$	9,423
36			
37	60. Sylvan View on the Magothy SCBD	\$	24,746
38			
39	61. Upper Magothy Beach SCBD	\$	21,528
40			
41	62. Venice Beach SCBD	\$	91,900
42			
43	63. Venice on the Bay SCBD	\$	11,792
44			
45	64. Warthen Knolls SCBD	\$	5,759
46			
47	65. Wilelinor SCBD	\$	90,234
48			
49	66. Woodland Beach SCBD	\$	660,685

1	67. Woodland Beach (Pasadena) SCBD	\$	7,400
2			
3	68. Annapolis Cove SECD	\$	15,886
4			
5	69. Annapolis Landing SECD	\$	3,321
6			
7	70 Arundel-on-the-Bay SECD	\$	109,600
8			
9	71. Bay Ridge SECD	\$	338,464
10			
11	72. Camp Wabana SECD	\$	9,687
12			
13	73. Cape Anne SECD	\$	38,772
14			
15	74. Cedarhurst on the Bay SECD	\$	129,740
16			
17	75. Columbia Beach SECD	\$	226,874
18			
19	76. Elizabeth's Landing SECD	\$	13,700
20			
21	77. Franklin Manor SECD	\$	175,340
22			
23	78. Idlewilde SECD	\$	64,342
24			
25	79. Mason's Beach SECD	\$	160,331
26			
27	80. North Beach Park SECD	\$	157,736
28			
29	81. Riviera Beach SECD	\$	220,520
30			
31	82. Snug Harbor SECD	\$	8,207
32			
33	83. Amberley WID	\$	5,889
34			
35	84. Brown's Pond WID	\$	45,310
36			
37	85. Buckingham Cove WID	\$	9,300
38			
39	86. Cattail Creek & Upper Magaothy River WID	\$	5,400
40			
41	87. Johns Creek WID	\$	7,266
42			
43	88. Romar Estates WID	\$	12,826
44			
45	89. Snug Harbor WID	\$	98,200
46			
47	90. Spriggs Pond WID	\$	32,328

1 91. Whitehall WID \$ 6,827

2
3
4
5
6
7

SECTION 40. *And be it further enacted,* That funds for expenditures for the projects hereinafter specified are appropriated for the Water and Wastewater Capital Project Fund for the various items and Capital Projects listed below during the fiscal year beginning July 1, 2014, and ending June 30, 2015.

8
9

A. WATER

10
11
12
13
14
15
16
17
18
19
20
21
22
23
24
25
26
27
28
29

16" Reidel to Rte 3	\$	605,000	
Cape St Claire Rd TM	\$	125,000	
Exist Well Redev/Repl	\$	2,128,000	
Fire Hydrant Rehab	\$	350,000	
Gibson Island WTP Upgr	\$	260,000	
Water Fac Emerg Generators	\$	2,496,000	
Water Main Repl/Recon	\$	5,000,000	\$ <u>7,000,000</u>
Water Storage Tank Painting	\$	3,741,000	
Water Strategic Plan	\$	50,000	
WTR Infrastr Up/Retro	\$	500,000	

30

B. WASTEWATER

31
32
33
34
35
36
37
38
39
40
41
42
43
44
45
46
47
48

Annapolis WRF ENR	\$	520,000	
Broadneck WRF ENR	\$	1,602,000	
Broadwater WRF ENR	\$	1,598,000	
Broadwater WRF Headworks	\$	2,338,000	
Cinder Cove FM Rehab	\$	1,342,000	
Dewatering Facilities	\$	25,689,000	
Grease/Grit Facility	\$	3,761,000	
Mayo Collection Sys Upgrade	\$	2,213,000	
Mayo WRF Expans	\$	19,384,000	

1	Mill Creek SPS Upg	\$	300,000	
2				
3	Parole SPS Upgrade	\$	100,000	
4				
5	Rolling Knolls ES Sewer Ext	\$	2,272,000	
6				
7	Sewer Main Repl/Recon	\$	9,400,000	
8				
9	SPS Fac Gen Replace	\$	3,844,000	
10				
11	Upgr/Retrofit SPS	\$	4,775,000	\$ 5,000,000
12				<u>\$ 4,775,000</u>
13				
14	Wastewater Scada Upg	\$	200,000	
15				
16	Wastewater Strategic Plan	\$	150,000	
17				
18	WRF Infrastr Up/Retro	\$	1,000,000	
19				
20	WW Service Connections	\$	1,600,000	

22 SECTION 41. *And be it further enacted,* That funds for expenditures for the Capital
 23 Projects hereinafter specified are appropriated for the County Capital Construction Fund
 24 during the fiscal year beginning July 1, 2014, and ending June 30, 2015, and the funds for
 25 expenditures specified in Subsection C of this Section are specifically appropriated to the
 26 School Construction Fund, as described in § 5-101(b) of the Education Article, Annotated
 27 Code of Maryland, for the fiscal year beginning July 1, 2014, and ending July 1, 2015;
 28 provided that the remainder of funds for those projects set forth under Subsection ~~D~~ C of
 29 this Section are appropriated, contingent upon funding of these projects by the State of
 30 Maryland pursuant to § 5-301 of the Education Article, Annotated Code of Maryland;
 31 and further provided that, if the State does not provide its share of funding as finally
 32 shown in the applicable Bond Authorization Ordinance for any project set forth under
 33 Subsection ~~D~~ C, the Board of Education shall resubmit the State-funded portion of the
 34 project to the County Executive and County Council for fiscal or funding review and
 35 future authority and, if the Board of Education or County Council does not approve (as
 36 necessary, by the adoption or amendment of a Bond Authorization Ordinance) the
 37 expenditure of County funds for that portion of such project which the State does not
 38 fund, or if the Board of Education does not resubmit the State-funded portion of the
 39 project for fiscal and funding review and further authority, the appropriation for such
 40 portion shall lapse; and further provided that the remainder of funds for those projects set
 41 forth under Subsection G of this Section are appropriated, contingent upon funding of
 42 these projects by the State of Maryland or Anne Arundel Community College pursuant to
 43 Titles 11 and 16 of the Education Article, Annotated Code of Maryland; and further
 44 provided that, if the State or Anne Arundel Community College does not provide the
 45 non-County share of funding for projects under Subsection G, Anne Arundel Community
 46 College shall resubmit the unfunded portion of the project to the County Executive and
 47 County Council for fiscal or funding review and future authority and, if Anne Arundel
 48 Community College or the County Council does not approve (as necessary, by the
 49 adoption or amendment of a Bond Authorization Ordinance) the expenditure of County

1 funds for that unfunded portion of such project, or if Anne Arundel Community College
 2 does not resubmit the unfunded portion of the project for fiscal and funding review and
 3 further authority, the appropriation for such portion shall lapse.

4
 5 A. General County

6			
7	Add'l Salt Storage Capacity	\$ 1,000,000	\$ <u>500,000</u>
8			
9	Agricultural Preservation Prgm	\$ 1,200,000	
10			
11	Bd of Education Overhead	\$ 4,000,000	
12			
13	Carwash Fac Comp/Equip	\$ 210,000	
14			
15	CATV PEG	\$ 1,930,000	\$ <u>1,600,000</u>
16			
17	County Facilities & Sys Upgrad	\$ 3,350,000	
18			
19	Demo Bldg Code/Health	\$ 85,000	
20			
21	Facility Renov/Reloc	\$ 650,000	
22			
23	Failed Sewage&Private Well Fnd	\$ 60,000	
24			
25	Gen Co Project Plan	\$ 107,000	
26			
27	Information Technology Enhance	\$ 11,941,000	
28			
29	Reforest Prgm-Land Acquisition	\$ 25,000	
30			
31	Roads Ops Facility	\$ 665,000	
32			
33	Rock Creek Aerator	\$ 613,000	
34			
35	Rural Legacy Program	\$ 1,603,000	
36			
37	Septic System Enhancements	\$ 2,900,000	
38			
39	Undrgrd Storage Tank Repl	\$ 540,000	

40
 41 B. School Off-Sites

42			
43	School Sidewalks	\$ 250,000	
44			

45 C. Board of Education

46			
47	Additions	\$ 2,000,000	
48			
49	Aging Schools	\$ 675,000	

1	All Day K and Pre K	\$	5,000,000	
2				
3	Annapolis ES	\$	2,348,000	
4				
5	Asbestos Abatement	\$	300,000	
6				
7	Athletic Stadium Improvements	\$	3,500,000	
8				
9	Barrier Free	\$	250,000	
10				
11	Benfield ES	\$	14,000,000	
12				
13	Building Systems Renov	\$	19,741,000	
14				
15	Crofton ES	\$	3,466,000	
16				
17	Drwy & Park Lots	\$	750,000	
18				
19	Health & Safety	\$	750,000	
20				
21	Health Room Modifications	\$	250,000	
22				
23	High Point ES	\$	177,000	
24				
25	Lothian ES	\$	6,762,000	
26				
27	Maintenance Backlog	\$	5,500,000	<u>\$ 5,620,000</u>
28				
29	Manor View ES	\$	177,000	
30				
31	Mills-Parole ES	\$	3,551,000	
32				
33	Open Space Classrm. Enclosures	\$	8,630,000	
34				
35	Relocatable Classrooms	\$	1,200,000	
36				
37	Rolling Knolls ES	\$	17,100,000	
38				
39	Roof Replacement	\$	2,000,000	
40				
41	School Bus Replacement	\$	800,000	
42				
43	School Furniture	\$	400,000	
44				
45	Security Related Upgrades	\$	1,000,000	
46				
47	Severna Park HS	\$	49,951,000	<u>\$ 50,153,000</u>
48				<u>\$ 49,951,000</u>

1	TIMS Electrical	\$	400,000	
2				
3	Upgrade Various Schools	\$	400,000	
4				
5	Vehicle Replacement	\$	350,000	
6				
7	West Annapolis ES	\$	12,000,000	
8				
9	<u>D. Fire and Police</u>			
10				
11	Chg Agst F & P Clsd Proj	\$	17,000	
12				
13	Det Center Fire Alarms	\$	1,400,000	
14				
15	Detention Center Renovations	\$	250,000	
16				
17	Fire Suppression Tanks	\$	300,000	
18				
19	Fire/Police Project Plan	\$	30,000	\$ 30,000
20				
21	<u>Galesville Fire Station</u>	\$	810,000	
22				
23	Lake Shore Fire Station	\$	1,451,000	
24				
25	Police Training Academy	\$	708,000	
26				
27	Public Safety Radio Sys Upg	\$	1,000,000	
28				
29	Rep/Ren Volunteer FS	\$	100,000	
30				
31	<u>E. Roads and Bridges</u>			
32				
33	AACC B&A Connector	\$	55,000	
34				
35	Arundel Mills LDC Roads	\$	1,400,000	
36				
37	Brock Bridge/MD 198	\$	457,000	
38				
39	<u>Edwin Raynor Blvd Ext</u>	\$	242,000	
40				
41	Hospital Drive Extension	\$	1,382,000	
42				
43	Hwy Sfty Improv (HSI)	\$	350,000	
44				
45	Jessup-Wigley Imprvmt	\$	111,000	
46				
47	Masonry Reconstruction	\$	1,000,000	
48				

1	MD 214 @ MD 468 Impr	\$	264,000	
2				
3	Mjr Bridge Rehab (MBR)	\$	400,000	\$ <u>200,000</u>
4				
5	O'Connor Rd / Deep Run	\$	44,000	
6				
7	Odenton Grid Streets	\$	1,378,000	\$ <u>1,378,000</u>
8				
9	Pasadena Rd Improvements	\$	642,000	
10				
11	Ped Improvement - SHA	\$	250,000	
12				
13	Rd Reconstruction	\$	11,000,000	
14				
15	Road Resurfacing	\$	5,000,000	
16				
17	Sands Rd Bridge Repl	\$	162,000	
18				
19	Severn-Harman Ped Net	\$	600,000	
20				
21	Sidewalk/Bikeway Fund	\$	74,889	
22				
23	Trans Facility Planning	\$	150,000	
24				
25	Wayson Rd/Davidsonville	\$	1,052,000	
26				
27	<u>F. Traffic Control</u>			
28				
29	Developer Streetlights	\$	4,500,000	
30				
31	Guardrail	\$	60,000	
32				
33	New Streetlighting	\$	75,000	
34				
35	New Traffic Signals	\$	600,000	
36				
37	SL Pole Replacement	\$	500,000	
38				
39	State Highway Proj	\$	100,000	
40				
41	Streetlight Conversion	\$	289,000	
42				
43	Traffic Signal Mod	\$	250,000	
44				
45	<u>G. Community College</u>			
46				
47	Building Controls/CADE	\$	275,000	
48				
49	Campus Improvements	\$	700,000	

1	Modular Building	\$	746,000
2			
3	State/County Systemics	\$	1,000,000
4			
5	Walkways, Roads & Parking Lots	\$	500,000
6			
7	<u>H. Library</u>		
8			
9	Generator for Library HQ	\$	428,000
10			
11	Library Renovation	\$	350,000
12			
13	<u>I. Recreation and Parks</u>		
14			
15	Adaptive Rec Athletic Complex	\$	50,000
16			
17	Arundel Swim Center Reno	\$	204,000
18			
19	B&A Ranger Station Rehab	\$	161,000
20			
21	Broadneck Peninsula Trail	\$	2,795,000
22			
23	Facility Irrigation	\$	100,000
24			
25	Facility Lighting	\$	612,000
26			
27	Fort Smallwood Park	\$	82,000
28			
29	Greenways, Parkland&OpenSpace	\$	1,543,000
30			
31	Matthewstown-Harmans Park Impr	\$	300,000
32			
33	Northwest Area Park Imprv	\$	500,000
34			
35	Park Renovation	\$	2,050,000
36			
37	Peninsula Park Expansion	\$	533,000
38			
39	School Outdoor Rec Facilities	\$	300,000
40			
41	Shoreline Erosion Contrl	\$	350,000
42			
43	South Shore Trail	\$	3,834,000
44			
45	Turf Fields in Regional Parks	\$	137,000
46			
47	WB & A Trail	\$	400,000
48			

1 J. Water Quality Improvements

2			
3	Barrensdale Outfall Restor	\$	27,000
4			
5	Cowhide Branch Retro	\$	868,000
6			
7	NPDES SD Retrofits	\$	800,000
8			
9	Old County Road Swm Bmp	\$	137,000
10			
11	Rutland Rd Fish Passage	\$	72,000
12			
13	Stream & Ecological Restor	\$	576,000
14			
15	Warehouse Creek Stream Restr	\$	188,000

16

17 K. Dredging

18			
19	CSX DMP Site Restoration	\$	327,000
20			
21	DMP Site Management	\$	150,000
22			
23	Duvall Creek Dredging	\$	392,000
24			
25	Pocahontas Creek Dredging	\$	763,000 \$ 366,000
26			
27	Rock Creek DMP Restoration	\$	618,000
28			
29	Rockhold Crk County Dredging	\$	1,195,000

30

31 L. Waste Management

32			
33	Cell 9 Disposal Area	\$	548,000
34			
35	MLF CNG Facility	\$	341,000
36			
37	MLF Compost Pad Phase 2	\$	361,000
38			
39	Solid Waste Renovations	\$	1,450,000 \$ 1,363,000

40

41 SECTION 42. *And be it further enacted,* That funds for expenditures for the projects

42 hereinafter specified are appropriated for the Watershed Protection and Restoration Fund

43 Capital Project Fund for the various items and Capital Projects listed below during the

44 fiscal year beginning July 1, 2014, and ending June 30, 2015.

45			
46	BK-ST-01	\$	178,200
47			
48	Culvert and Closed SD Rehab	\$	4,766,600

49

1	Emergency Storm Drain	\$	600,000
2			
3	LP-OF-02	\$	8,801,200
4			
5	LP-OF-03	\$	7,862,700
6			
7	MR-OF-04	\$	7,068,100
8			
9	MR-ST-03	\$	1,078,200
10			
11	PN-PP-01	\$	5,296,200
12			
13	PT-ST-07	\$	5,489,600
14			
15	SE-OF-01	\$	5,182,600
16			
17	SE-PP-01	\$	3,430,100
18			
19	SE-ST-01	\$	1,031,500
20			
21	SE-ST-02	\$	943,500
22			
23	SE-ST-03	\$	633,900
24			
25	SE-ST-04	\$	989,800
26			
27	SE-ST-05	\$	982,000
28			
29	SE-ST-06	\$	343,400
30			
31	SO-OF-01	\$	4,136,300
32			
33	SO-OF-03	\$	4,644,900
34			
35	SO-OF-04	\$	4,093,500
36			
37	SO-OF-06	\$	4,720,600
38			
39	SO-ST-01	\$	682,700
40			
41	SO-ST-02	\$	547,600
42			
43	SO-ST-03	\$	771,100
44			
45	SO-ST-04	\$	673,200
46			
47	Storm Drainage/SWM Infrastr	\$	1,000,000
48			
49	UP-OF-01	\$	2,304,500

1
2
3
4
5
6
7
8
9
10
11
12
13
14
15
16
17
18
19
20
21
22
23
24
25
26
27
28
29
30
31
32
33
34
35
36
37
38
39
40
41
42
43
44
45
46
47
48
49

UP-ST-01

\$ 675,300

SECTION 43. *And be it further enacted*, That the Capital Budgets for the fiscal years 1972-73, 1973-74, 1974-75, 1975-76, 1976-77, 1977-78, 1978-79, 1979-80, 1980-81, 1981-82, 1982-83, 1983-84, 1984-85, 1985-86, 1986-87, 1987-88, 1988-89, 1989-90, 1990-91, 1991-92, 1992-93, 1993-94, 1994-95, 1995-96, 1996-97, 1997-98, 1998-99, 1999-00, 2000-01, 2001-02, 2002-03, 2003-04, 2004-05, 2005-06, 2006-07, 2007-08, 2008-09, 2009-10, 2010-11, 2011-12, 2012-13, and 2013-14 be and they forth:

1. Reduce the \$750,000 appropriation for School Facilities Study by ~~\$750,000~~ \$250,000.
2. Reduce the \$16,744,000 appropriation for Belle Grove ES by \$126,000.
3. Reduce the \$125,000 appropriation for Energy Efficiency Init. (EEI) by \$33,000.
4. Reduce the \$21,063,000 appropriation for Folger McKinsey ES by \$884,000.
5. Reduce the \$20,804,000 appropriation for Germantown ES by \$450,000.
6. Reduce the \$101,011,933 appropriation for Northeast HS by \$4,000,000.
7. Reduce the \$17,307,000 appropriation for Overlook ES by \$197,000.
8. Reduce the \$20,771,000 appropriation for Pershing Hill ES by \$398,000.
9. Reduce the \$23,029,937 appropriation for Phoenix Annapolis by \$2,000,000.
10. Reduce the \$28,114,000 appropriation for Point Pleasant ES by \$2,000,000.
11. Reduce the \$22,864,000 appropriation for Southgate ES by \$59,000.
12. Reduce the \$4,043,000 appropriation for Marley Fire Station Replace by \$25,000.
13. Reduce the \$1,039,000 appropriation for Dicus Mill/Severn Run by \$30,000.
14. Reduce the \$1,791,000 appropriation for Pasadena At Lake Waterford by \$28,000.
15. Reduce the \$1,610,000 appropriation for Crownsville Area Park by \$30,000.
16. Reduce the \$1,387,000 appropriation for Crofton Trib Restoration by \$100,000.
17. Reduce the \$369,000 appropriation for Riverdale Outfall Rehab by \$86,000.
18. Reduce the \$154,000 appropriation for Saltworks Creek Dredging by \$35,000.
19. Reduce the \$238,000 appropriation for SAV Mitig & Uplnd Ret by \$45,000.
20. Reduce the \$744,000 appropriation for Severn River HW Dredging by \$79,000.

- 1 21. Reduce the \$1,382,000 appropriation for Upper West River Dredging by \$495,000.
- 2
- 3 22. Reduce the \$9,639,000 appropriation for Landfill Gas Mangt Sys Upgd by \$205,000.
- 4
- 5 23. Reduce the \$23,710,000 appropriation for Central Sanitation Facility by \$1,454,000.
- 6
- 7 24. Reduce the \$5,129,000 appropriation for Marley SPS Upgrade by \$900,000.
- 8
- 9 25. Reduce the \$3,672,000 appropriation for Mayo WRF ENR by \$3,663,000.
- 10
- 11 28. Reduce the \$2,805,000 appropriation for Pasadena ES Sewer by ~~\$978,000~~
- 12 \$1,076,000.
- 13
- 14 29. Reduce the \$3,309,000 appropriation for Riva Road Force Main by \$144,000.
- 15
- 16 30. Reduce the \$302,000 appropriation for WRF Effluent Wells by \$50,000.
- 17
- 18 31. Reduce the \$6,341,000 appropriation for 350 Zone Improvements by \$1,320,000.
- 19
- 20 32. Reduce the \$29,286,000 appropriation for TM Odenton to GB High P Zone by
- 21 ~~\$2,002,000~~ \$4,983,000.
- 22
- 23 33. Reduce the \$607,000 appropriation for Buena Vista Outfall Restor by \$75,000.
- 24
- 25 34. Reduce the \$15,901,000 appropriation for Cayuga Farms PS & FM by \$2,829,000.
- 26
- 27 35. Reduce the \$14,794 appropriation for Conservation Trust by \$14,500.
- 28
- 29 36. Reduce the \$142,086,000 appropriation for Cox Creek WRF ENR by \$1,223,000.
- 30
- 31 37. Reduce the \$391,544 appropriation for Culvert and Closed SD Rehab by \$20,000.
- 32
- 33 38. Reduce the \$467,000 appropriation for Edwin Raynor Blvd Ext by \$242,000.
- 34
- 35 39. Reduce the \$68,659,196 appropriation for Elevated Water Storage by \$25,000,000.
- 36
- 37 40. Reduce the \$1,177,467 appropriation for Emergency Storm Drain by \$100,000.
- 38
- 39 41. Reduce the \$180,000 appropriation for Homeport Farms Park Develop. by \$128,000.
- 40
- 41 42. Reduce the \$350,000 appropriation for Replace Fire Dept Pagers by \$20,000.
- 42
- 43 43. Reduce the \$1,233,500 appropriation for Riva Woods PS Upg by \$34,000.
- 44
- 45 44. Reduce the \$1,767,000 appropriation for South Down Shores SD Imp by \$100,000.
- 46
- 47 45. Reduce the \$253,468 appropriation for Stream Monitoring by \$100,000.
- 48

- 1 46. Reduce the \$4,556,000 appropriation for Sylvan Shores PS Upg by \$407,000.
- 2
- 3 47. Reduce the \$1,214,423 appropriation for Water Proj Planning by \$300,000.
- 4
- 5 48. Reduce the \$19,568,694 appropriation for Water Main Repl/Recon by \$5,000,000.
- 6
- 7 49. Reduce the \$286,000 appropriation for WRF Effluent Reuse by \$244,000.
- 8
- 9 50. Reduce the \$4,939,096 appropriation for WW Service Connections by \$1,000,000.
- 10
- 11 51. Reduce the \$566,273 appropriation for Nghborhd Traf Con by \$100,000.
- 12
- 13 52. Reduce the \$68,659,196 appropriation for Elevated Water Storage by \$17,000,000.
- 14

15 SECTION 44. *And be it further enacted,* That the Capital Budget and Program for the
16 fiscal years ending June 30, 2015, June 30, 2016, June 30, 2017, June 30, 2018, June 30,
17 2019, and June 30, 2020, is approved as constituting the plan of the County to receive
18 and expend funds for capital projects during those fiscal years as amended by the
19 following:

- 20
- 21 1. Excepting MLF CNG Facility in the amount of \$1,944,000 in the fiscal year ending
22 June 30, 2017.
- 23
- 24 2. Excepting Odenton Grid Streets in the amount of \$4,615,000 in the fiscal year ending
25 June 30, 2016, excepting Odenton Grid Streets in the amount of \$4,615,000 in the fiscal
26 year ending June 30, 2017, and excepting Odenton Grid Streets in the amount of
27 \$4,318,000 in the fiscal year ending June 30, 2018.
- 28
- 29 3. Excepting Severna Park HS in the amount of \$3,133,000 in the fiscal year ending
30 June 30, 2017, and including Severna Park HS in the amount of \$3,133,000 in the fiscal
31 year ending June 30, 2017.
- 32
- 33 4. Excepting WB&A Trail in the amount of \$214,000 in the fiscal year ending June 30,
34 2016.
- 35
- 36 5. Excepting PT-OF-10 in the amount of \$18,652,200 in the fiscal year ending June 30,
37 2020.
- 38
- 39 6. Excepting PN-OF-03 in the amount of \$13,470,200 in the fiscal year ending June 30,
40 2020.”
- 41
- 42 7. Excepting MP-OF-01 in the amount of \$3,404,700 in the fiscal year ending June 30,
43 2020.”
- 44
- 45
- 46 8. Excepting SE-OF-04 in the amount of \$8,584,000 in the fiscal year ending June 30,
47 2020.
- 48
- 49 9. Excepting SE-OF-05 in the amount of \$8,872,500 in the fiscal year ending June 30,

1 2020.

2
3 10. Excepting SO-OF-07 in the amount of \$9,844,700 in the fiscal year ending June 30,
4 2020.

5
6 11. Excepting SO-OF-08 in the amount of \$5,283,500 in the fiscal year ending June 30,
7 2020.

8
9 SECTION 45. *And be it further enacted,* That it is hereby confirmed that no capital
10 project set forth in the Capital Budget and Program for the fiscal years ending June 30,
11 2015, June 30, 2016, June 30, 2017, June 30, 2018, June 30, 2019, and June 30, 2020, as
12 having a current estimated project cost shall be deemed abandoned.

13
14 SECTION 46. *And be it further enacted,* That the monies appropriated as “Other”
15 under Sections 14, 22, 26, and 27 of this Ordinance are those monies accruing to the Tax
16 Increment Fund for taxable year 2015 in excess of the debt service payable on the Bonds
17 issued by the County with respect to the Nursery Road Tax Increment Fund, the West
18 County Development District Tax Increment Fund, the Parole Town Center Development
19 District Tax Increment Fund, the Route 100 Development District Tax Increment Fund.

20
21 SECTION 47. *And be it further enacted,* That the payments to volunteer fire
22 companies provided for in Section 1, Paragraph 15 of this Ordinance shall be paid to each
23 company only on receipt by the County of an accounting for all income and expenditures
24 of funds received from the County.

25
26 With sufficient stated reason, the Chief Administrative Officer or the designee of the
27 Chief Administrative Officer, on written request, shall have the right to inspect the
28 financial records pertaining to County payments to each company.

29
30 If a company fails to comply with the above, an immediate hearing shall be requested
31 before the Fire Advisory Board to make recommendations to the Chief Administrative
32 Officer or the designee of the Chief Administrative Officer.

33
34 SECTION 48. *And be it further enacted,* That the appropriations made by this
35 Ordinance for expenditures in the Current Expense Budget for the fiscal year ending June
36 30, 2015, as amended, adopted, and approved by this Ordinance, are conditioned on
37 expenditure in accordance with the departmental personnel summaries in the Current
38 Expense Budget; provided that this condition shall not apply to appropriations for
39 expenditures for positions in the Miscellaneous Exempt Employees Pay and Benefit Plan.

40
41 SECTION 49. *And be it further enacted,* That the County Council hereby approves
42 the exercises of eminent domain in the acquisition of the parcels described in Capital
43 Budget and Program approved by this Ordinance.

44
45 SECTION 50. *And be it further enacted,* That the County Council hereby approves
46 the acceptance of gifts, grants, and contributions to support appropriations in this
47 Ordinance and those shown as funding sources in the Capital Budget and Program
48 approved by this Ordinance; that it recognizes that the County possesses legal authority
49 to apply for the grant; that it authorizes the filing of grant applications, including all

1 understandings and assurances contained therein; that it directs and authorizes the County
2 Executive or the County Executive's designee to act in connection with the application
3 and to provide such additional information as may be required by the application or the
4 grantor.

5

6 SECTION 51. *And be it further enacted*, That the County Budget for the fiscal year
7 ending June 30, 2015, as finally adopted by this Ordinance, shall take effect on July 1,
8 2014.

FY2015 Appropriation Control Schedule

1
2
3
4
5
6
7
8
9
10
11
12
13
14
15
16
17
18
19
20
21
22
23
24
25
26
27
28
29
30
31
32
33
34
35
36
37
38
39
40
41
42
43
44
45

Fund: General Fund

Agency	Character	Object	Proposed	
Administrative Hearings	305-Office of Admin.Hearings			
		7001-Personal Services	281,100	
		7200-Contractual Services	3,000	
		8000-Supplies & Materials	9,000	
Board of Education			603,483,300	
Board of Election Supervisors	480-Brd of Supervisor of Elections			
		7001-Personal Services	2,041,100	
		7200-Contractual Services	1,522,200	
		8000-Supplies & Materials	265,200	
		8400-Business & Travel	58,200	
		8500-Capital Outlay	26,400	
Board of License Commissioners	475-Board of License Commissnrs			
		7001-Personal Services	539,800	
		7200-Contractual Services	97,600	
		8000-Supplies & Materials	23,700	
		8400-Business & Travel	15,800	
Central Services	165-Administration			
		7001-Personal Services	663,700	
		7200-Contractual Services	69,600	
		8000-Supplies & Materials	4,100	
		8400-Business & Travel	3,000	
	170-Purchasing			
		7001-Personal Services	4,823,500	<u>1,790,500</u>
		7200-Contractual Services	89,300	
		8000-Supplies & Materials	55,800	
		8400-Business & Travel	9,100	
	180-Facilities Management			
		7001-Personal Services	5,982,900	
		7200-Contractual Services	9,649,000	<u>9,624,000</u>
		8000-Supplies & Materials	919,700	
		8400-Business & Travel	2,300	
		8500-Capital Outlay	21,600	
	185-Real Estate			
		7001-Personal Services	233,000	
		7200-Contractual Services	49,900	<u>24,900</u>
		8000-Supplies & Materials	2,900	

FY2015 Appropriation Control Schedule

1
2
3
4
5
6
7
8
9
10
11
12
13
14
15
16
17
18
19
20
21
22
23
24
25
26
27
28
29
30
31
32
33
34
35
36
37
38
39
40
41
42
43
44
45
46
47
48
49
50
51

Fund: : General Fund

Agency	Character	Object	Proposed	
Chief Administrative Office				
	110-Management & Control			
		7001-Personal Services	476,400	<u>416,400</u>
				<u>414,400</u>
				<u>416,400</u>
		7200-Contractual Services	155,500	<u>5,500</u>
				<u>5,500</u>
				<u>5,500</u>
		8000-Supplies & Materials	5,500	
		8400-Business & Travel	2,000	
		8500-Capital Outlay	2,000	
		8700-Grants, Contributions & Other	996,700	<u>1,308,600</u>
				<u>1,308,600</u>
	115-Contingency			
		8700-Grants, Contributions & Other	8,000,000	<u>10,795,900</u>
	122-Community Development Svcs Cor			
		8700-Grants, Contributions & Other	665,000	
	124-Workforce Development Corp.			
		8700-Grants, Contributions & Other	395,000	
Circuit Court				
	460-Disposition of Litigation			
		7001-Personal Services	4,655,400	
		7200-Contractual Services	337,000	
		8000-Supplies & Materials	109,000	
		8400-Business & Travel	89,500	
		8500-Capital Outlay	6,000	
Community College			35,937,700	
Cooperative Extension Service				
	485-Cooperative Extension Service			
		7001-Personal Services	9,800	
		7200-Contractual Services	219,500	
		8000-Supplies & Materials	7,500	
		8400-Business & Travel	10,000	
County Executive				
	100-County Executive			
		7001-Personal Services	2,068,500	<u>2,009,500</u>
		7200-Contractual Services	37,500	
		8000-Supplies & Materials	50,500	
		8400-Business & Travel	18,000	
		8500-Capital Outlay	1,000	
	103-Economic Development Corp			
		7001-Personal Services	189,000	
		8700-Grants, Contributions & Other	2,850,000	
Department of Aging				
	360-Direction/Administration			
		7001-Personal Services	1,071,300	
		7200-Contractual Services	116,300	
		8000-Supplies & Materials	48,700	
		8400-Business & Travel	7,300	
		8500-Capital Outlay	5,000	
	365-Nutrition			

FY2015 Appropriation Control Schedule

1
2
3
4
5
6
7
8
9
10
11
12
13
14
15
16
17
18
19
20
21
22
23
24
25
26
27
28
29
30
31
32
33
34
35
36
37
38
39
40
41
42
43
44
45
46
47
48
49
50

Fund: : General Fund

Agency	Character	Object	Proposed	
		7001-Personal Services	150,100	
		7200-Contractual Services	19,300	
		8000-Supplies & Materials	174,800	
		8400-Business & Travel	3,700	
	370-Transportation			
		7001-Personal Services	186,100	
		7200-Contractual Services	2,643,200	
		8000-Supplies & Materials	3,300	
		8400-Business & Travel	1,700	
		8500-Capital Outlay	1,800	
	375-Senior Centers			
		7001-Personal Services	1,420,200	
		7200-Contractual Services	362,400	
		8000-Supplies & Materials	49,800	
		8400-Business & Travel	6,300	
		8500-Capital Outlay	6,000	
	380-Outreach & Referral			
		7001-Personal Services	524,000	
		8400-Business & Travel	11,600	
	385-Volunteers & Employment			
		7001-Personal Services	68,000	
		7200-Contractual Services	17,500	
	390-Long Term Care			
		7001-Personal Services	2,313,400	
		7200-Contractual Services	65,300	
		8000-Supplies & Materials	23,300	
		8400-Business & Travel	15,600	
	Detention Center			
	395-Jennifer Road - Pretrial			
		7001-Personal Services	19,796,700	<u>19,466,700</u>
		7200-Contractual Services	3,874,200	
		8000-Supplies & Materials	905,600	
		8400-Business & Travel	8,500	
		8500-Capital Outlay	27,000	
	400-Ordinance Road - Inmates			
		7001-Personal Services	12,763,600	<u>12,543,600</u>
		7200-Contractual Services	2,701,100	
		8000-Supplies & Materials	711,300	
		8400-Business & Travel	2,700	
		8500-Capital Outlay	16,900	
	405-Admin/Support Service			
		7001-Personal Services	1,583,100	
		7200-Contractual Services	369,000	
		8000-Supplies & Materials	613,400	
		8400-Business & Travel	19,300	

FY2015 Appropriation Control Schedule

Fund: General Fund

1
2
3
4
5
6
7
8
9
10
11
12
13
14
15
16
17
18
19
20
21
22
23
24
25
26
27
28
29
30
31
32
33
34
35
36
37
38
39
40
41
42
43
44
45
46
47
48
49
50
51
52
53
54
55

Agency	Character	Object	Proposed	
Ethics	425-Ethics Commission			
		7001-Personal Services	175,100	
		7200-Contractual Services	3,100	
		8000-Supplies & Materials	5,200	
		8400-Business & Travel	2,300	
		8700-Grants, Contributions & Other	600	
Fire Department	260-Planning & Logistics			
		7001-Personal Services	12,454,800	
		7200-Contractual Services	8,622,400	
		8000-Supplies & Materials	2,125,600	
		8400-Business & Travel	93,900	
		8500-Capital Outlay	2,332,300	
		8700-Grants, Contributions & Other	425,000	0
	265-Operations			
		7001-Personal Services	74,221,400	<u>73,536,400</u>
		7200-Contractual Services	711,700	
		8000-Supplies & Materials	559,800	
		8400-Business & Travel	21,200	
		8500-Capital Outlay	420,600	
		8700-Grants, Contributions & Other	628,000	
	278-Emergency Management			
		7001-Personal Services	333,200	
		7200-Contractual Services	271,600	
		8000-Supplies & Materials	33,300	
Health Department	535-Administration & Operations			
		7001-Personal Services	2,787,500	<u>2,757,500</u>
		7200-Contractual Services	639,300	
		8000-Supplies & Materials	126,800	
		8400-Business & Travel	16,500	
		8500-Capital Outlay	6,000	
		8700-Grants, Contributions & Other	150,000	
	540-Disease Prevention & Mgmt			
		7001-Personal Services	2,528,000	<u>2,503,000</u>
		7200-Contractual Services	87,600	
		8000-Supplies & Materials	22,700	
		8400-Business & Travel	6,200	
	545-Environmental Health Services			
		7001-Personal Services	5,858,200	<u>5,845,200</u>
		7200-Contractual Services	510,600	
		8000-Supplies & Materials	195,000	
		8400-Business & Travel	18,400	
	550-School Health & Support			
		7001-Personal Services	42,022,400	<u>11,977,400</u>
		7200-Contractual Services	332,300	
		8000-Supplies & Materials	121,700	
		8400-Business & Travel	70,900	
		8500-Capital Outlay	7,000	

FY2015 Appropriation Control Schedule

1
2
3
4
5
6
7
8
9
10
11
12
13
14
15
16
17
18
19
20
21
22
23
24
25
26
27
28
29
30
31
32
33
34
35
36
37
38
39
40
41
42
43
44
45
46
47
48
49
50
51
52
53
54
55
56

Fund: : General Fund

Agency	Character	Object	Proposed	
	551-Behavioral Health Services			
		7001-Personal Services	4,002,400	<u>3,977,400</u>
		7200-Contractual Services	1,531,100	
		8000-Supplies & Materials	58,900	
		8400-Business & Travel	21,500	
		8500-Capital Outlay	7,100	
		8700-Grants, Contributions & Other	661,800	
	555-Family Health Services			
		7001-Personal Services	4,792,700	<u>1,780,700</u>
		7200-Contractual Services	387,300	
		8000-Supplies & Materials	55,500	
		8400-Business & Travel	17,300	
		8500-Capital Outlay	5,000	
	Information Technology			
	206-Office of Info. Technology			
		7001-Personal Services	9,087,200	
		7200-Contractual Services	7,550,400	<u>7,460,400</u>
		8000-Supplies & Materials	66,500	
		8400-Business & Travel	63,800	
		8500-Capital Outlay	160,000	
	Inspections and Permits			
	280-Permits Application			
		7001-Personal Services	2,729,600	<u>2,689,600</u>
		7200-Contractual Services	29,200	
		8000-Supplies & Materials	54,700	
		8400-Business & Travel	4,900	
	285-Inspection Services			
		7001-Personal Services	8,073,100	<u>7,938,100</u>
		7200-Contractual Services	654,200	
		8000-Supplies & Materials	79,100	
		8400-Business & Travel	37,900	
		8500-Capital Outlay	3,000	
	Law Office			
	210-Office of Law			
		7001-Personal Services	3,719,900	
		7200-Contractual Services	70,300	
		8000-Supplies & Materials	41,500	
		8400-Business & Travel	38,000	
		8500-Capital Outlay	1,500	
		8700-Grants, Contributions & Other	4,800	
	Legislative Branch			
	410-County Council			
		7001-Personal Services	1,814,500	
		7200-Contractual Services	55,400	
		8000-Supplies & Materials	25,500	
		8400-Business & Travel	43,300	
	415-County Auditor			
		7001-Personal Services	1,032,900	
		7200-Contractual Services	240,800	
		8000-Supplies & Materials	7,300	
		8400-Business & Travel	17,500	

FY2015 Appropriation Control Schedule

1
2
3
4
5
6
7
8
9
10
11
12
13
14
15
16
17
18
19
20
21
22
23
24
25
26
27
28
29
30
31
32
33
34
35
36
37
38
39
40
41
42
43
44
45
46
47
48
49
50

Fund: General Fund

Agency	Character	Object	Proposed	
	420-Board of Appeals			
		7001-Personal Services	239,100	
		7200-Contractual Services	127,100	
		8000-Supplies & Materials	6,900	
		8400-Business & Travel	500	
Office of Finance				
	130-Accounting & Control			
		7001-Personal Services	2,671,200	
		7200-Contractual Services	600,500	
		8000-Supplies & Materials	52,100	
		8400-Business & Travel	16,400	
		8500-Capital Outlay	400,000	0
	135-Billings & Customer Svc			
		7001-Personal Services	3,662,200	
		7200-Contractual Services	399,600	
		8000-Supplies & Materials	454,000	
		8400-Business & Travel	8,200	
		8500-Capital Outlay	2,300	
Office of Finance Non-Departme				
	150-Pay-As-You-Go			
		8700-Grants, Contributions & Other	24,000,000	<u>23,016,500</u>
	155-Debt Service			
		7200-Contractual Services	400,000	
		8600-Debt Service	118,252,300	
		8700-Grants, Contributions & Other	1,854,400	
	156-Mandated Grants			
		8700-Grants, Contributions & Other	3,062,100	
	157-Contrib to Parking Garage Fund			
		8700-Grants, Contributions & Other	170,000	
	158-Contrib to IPA Fund			
		8700-Grants, Contributions & Other	1,200,000	
	159-Contribution to Self Insur			
		8700-Grants, Contributions & Other	13,182,000	<u>12,942,000</u>
				<u>12,942,000</u>
	160-Contrib to Revenue Reserve			
		8700-Grants, Contributions & Other	3,300,000	
	162-Contrib to Retiree Health Ins			
		8700-Grants, Contributions & Other	30,000,000	
	163-Contrib to Community Dev			
		8700-Grants, Contributions & Other	270,000	
Office of the Budget				
	145-Budget & Management Analysis			
		7001-Personal Services	1,095,500	<u>1,045,500</u>
		7200-Contractual Services	10,900	
		8000-Supplies & Materials	14,300	
		8400-Business & Travel	2,400	

FY2015 Appropriation Control Schedule

1
2
3
4
5
6
7
8
9
10
11
12
13
14
15
16
17
18
19
20
21
22
23
24
25
26
27
28
29
30
31
32
33
34
35
36
37
38
39
40
41
42
43
44
45
46
47
48
49
50

Fund: General Fund

Agency	Character	Object	Proposed	
Office of the Sheriff	435-Office of the Sheriff			
		7001-Personal Services	7,671,000	<u>7,641,000</u>
				<u>7,694,600</u>
		7200-Contractual Services	557,300	<u>576,800</u>
		8000-Supplies & Materials	139,900	<u>144,300</u>
		8400-Business & Travel	12,300	
		8500-Capital Outlay	28,800	<u>94,200</u>
		8700-Grants, Contributions & Other	275,300	
Office of the State's Attorney	430-Office of the State's Attorney			
		7001-Personal Services	9,297,200	
		7200-Contractual Services	126,200	
		8000-Supplies & Materials	137,000	
		8400-Business & Travel	65,300	
		8500-Capital Outlay	7,300	
		8700-Grants, Contributions & Other	146,700	
Orphans Court	470-Orphans Court			
		7001-Personal Services	110,900	
		7200-Contractual Services	1,800	
		8000-Supplies & Materials	1,500	
		8400-Business & Travel	3,900	
Personnel Office	215-Office of Personnel			
		7001-Personal Services	3,978,200	<u>3,928,200</u>
				<u>3,928,200</u>
		7200-Contractual Services	1,793,800	
		8000-Supplies & Materials	75,600	
		8400-Business & Travel	224,500	<u>174,500</u>
				<u>224,500</u>
Planning and Zoning	290-Administration			
		7001-Personal Services	3,947,900	<u>3,897,900</u>
		7200-Contractual Services	132,700	
		8000-Supplies & Materials	52,500	
		8400-Business & Travel	4,900	
		8500-Capital Outlay	11,400	
		8700-Grants, Contributions & Other	891,800	
	300-Development			
		7001-Personal Services	3,499,000	<u>3,449,000</u>
Police Department	240-Patrol Services			
		7001-Personal Services	54,331,700	
		7200-Contractual Services	481,900	<u>431,900</u>
		8000-Supplies & Materials	132,000	
		8400-Business & Travel	2,000	
		8500-Capital Outlay	19,900	

FY2015 Appropriation Control Schedule

1
2
3
4
5
6
7
8
9
10
11
12
13
14
15
16
17
18
19
20
21
22
23
24
25
26
27
28
29
30
31
32
33
34
35
36
37
38
39
40
41
42
43
44
45
46
47
48
49
50
51

Fund: : General Fund

Agency	Character	Object	Proposed	
	245-Special Services			
		7001-Personal Services	21,018,500	
		7200-Contractual Services	889,100	
		8000-Supplies & Materials	311,600	
		8400-Business & Travel	67,300	
		8500-Capital Outlay	56,200	
	250-Admin Services			
		7001-Personal Services	25,824,300	<u>26,405,300</u>
		7200-Contractual Services	13,183,100	<u>13,168,100</u>
				<u>13,247,100</u>
		8000-Supplies & Materials	1,758,600	
		8400-Business & Travel	172,500	
		8500-Capital Outlay	4,594,500	<u>1,984,500</u>
Public Libraries			18,584,000	
Public Works				
	308-Director's Office			
		7001-Personal Services	470,800	
		7200-Contractual Services	14,200	
		8000-Supplies & Materials	6,400	
		8400-Business & Travel	5,000	
	310-Bureau of Engineering			
		7001-Personal Services	5,126,900	
		7200-Contractual Services	337,600	
		8000-Supplies & Materials	87,700	
		8400-Business & Travel	24,100	
		8500-Capital Outlay	41,800	
	315-Bureau of Highways			
		7001-Personal Services	43,267,200	<u>13,217,200</u>
		7200-Contractual Services	11,023,800	<u>10,932,800</u>
		8000-Supplies & Materials	1,563,900	
		8400-Business & Travel	25,700	
		8500-Capital Outlay	4,467,500	<u>1,367,500</u>
Recreation and Parks				
	325-Director's Office			
		7001-Personal Services	1,253,000	
		7200-Contractual Services	62,600	
		8000-Supplies & Materials	415,000	<u>100,000</u>
		8400-Business & Travel	4,300	
		8500-Capital Outlay	500	
		8700-Grants, Contributions & Other	846,800	
	330-Recreation			
		7001-Personal Services	4,455,300	<u>4,375,300</u>
		7200-Contractual Services	2,004,300	<u>1,992,300</u>
		8000-Supplies & Materials	439,500	
		8400-Business & Travel	2,300	
		8500-Capital Outlay	9,500	
		8700-Grants, Contributions & Other	343,000	

FY2015 Appropriation Control Schedule

1
 2
 3
 4
 5
 6
 7
 8
 9
 10
 11
 12
 13
 14
 15
 16
 17
 18
 19
 20
 21
 22
 23
 24
 25
 26
 27
 28
 29
 30

Fund: General Fund

Agency	Character	Object	Proposed	
	335-Parks			
		7001-Personal Services	5,711,500	5,491,500
		7200-Contractual Services	1,868,900	<u>1,850,900</u>
		8000-Supplies & Materials	469,600	<u>459,600</u>
		8400-Business & Travel	4,600	
		8500-Capital Outlay	246,000	
		8700-Grants, Contributions & Other	234,300	
	357-Golf Courses			
		7200-Contractual Services	3,725,900	
		8600-Debt Service	1,901,000	
	Social Services			
	500-Adult Services			
		7001-Personal Services	901,700	
		7200-Contractual Services	44,300	
		8000-Supplies & Materials	1,000	
		8700-Grants, Contributions & Other	563,200	
	505-Family & Youth Services			
		7001-Personal Services	2,628,100	
		7200-Contractual Services	50,800	
		8000-Supplies & Materials	28,100	
		8400-Business & Travel	14,000	
		8700-Grants, Contributions & Other	87,800	
	511-Family Preservation			
		7001-Personal Services	306,100	
		7200-Contractual Services	2,200	

FY2015 Appropriation Control Schedule

1
2
3
4
5
6
7
8
9
10
11
12
13
14
15
16
17
18
19
20
21
22
23
24
25
26
27
28
29
30
31
32
33
34
35
36
37
38
39
40
41
42
43
44
45
46
47
48
49

Fund: Other Funds

Fund	Agency	Character	Object	Proposed
02000	Parking Garage Spec Rev Fund			
	Central Services			
		180-Facilities Management		
			7200-Contractual Services	513,800
			8000-Supplies & Materials	6,600
			8700-Grants, Contributions & Other	30,000
02010	Rec & Parks Child Care Fund			
	Recreation and Parks			
		560-Child Care		
			7001-Personal Services	3,688,000
			7200-Contractual Services	289,600
			8000-Supplies & Materials	399,100
			8400-Business & Travel	47,600
			8500-Capital Outlay	5,200
			8700-Grants, Contributions & Other	454,500
02105	Bond Premium Revenue Fund			
	Office of Finance Non-Departme			
		173-Bond Premium		
			8700-Grants, Contributions & Other	14,815,000
02110	Forfeit & Asset Seizure Fnd			
	Police Department			
		620-Forfeiture & Asset Seizure Exp		
			8500-Capital Outlay	360,100
			8700-Grants, Contributions & Other	120,000
02120	Community Development Fund			
	Chief Administrative Office			
		122-Community Development Svcs Cor		
			8700-Grants, Contributions & Other	5,990,100
02180	Piney Orchard WWS Fund			
	Public Works			
		685-Other DPW Funds		
			7200-Contractual Services	1,300,000
02200	Partnership Children Yth & Fam			
	Partnership Children Yth & Fam			
		630-Partnership Children Yth & Fam		
			7001-Personal Services	778,000
			7200-Contractual Services	73,400
			8000-Supplies & Materials	14,600
			8400-Business & Travel	28,600
			8700-Grants, Contributions & Other	1,823,700
02450	Laurel Race Track Comm Ben Fnd			
	County Executive			
		105-Laurel Race Track Impact Aid		
			8700-Grants, Contributions & Other	357,000

FY2015 Appropriation Control Schedule

1
2
3
4
5
6
7
8
9
10
11
12
13
14
15
16
17
18
19
20
21
22
23
24
25
26
27
28
29
30
31
32
33
34
35
36
37
38
39
40
41
42
43
44
45
46
47
48
49
50
51
52

Fund: Other Funds

Fund	Agency	Character	Object	Proposed
02460	Video Lottery Impact Aid Fund-			
	<u>Video Lottery Facility Local Impact Grant Special Revenue Fund</u>			
	Chief Administrative Office			
		124-Workforce Development Corp.		
			8700-Grants, Contributions & Other	200,000
	Community College			
		-Blank is Valid		
			8700-Grants, Contributions & Other	1,700,000
	County Executive			
		106-VLT Community Grants		
			8700-Grants, Contributions & Other	1,100,000
	Fire Department			
		265-Operations		
			7001-Personal Services	7,000,000
	Office of Finance Non-Departme			
		176-Video Lottery Impact Aid		
			8700-Grants, Contributions & Other	2,800,000
	Police Department			
		240-Patrol Services		
			7001-Personal Services	2,326,000
		250-Admin Services		
			7001-Personal Services	286,000
			8000-Supplies & Materials	88,000
			8500-Capital Outlay	500,000
	Public Libraries			
		-Blank is Valid		
			8700-Grants, Contributions & Other	500,000
02800	Nursery Rd Tax Increment Fund			
	Office of Finance Non-Departme			
		151-Tax Increment Districts		
			7200-Contractual Services	10,000
			8600-Debt Service	174,000
			8700-Grants, Contributions & Other	4,719,000
02801	West Cnty Dev Dist Tax Inc Fnd			
	Office of Finance Non-Departme			
		151-Tax Increment Districts		
			7200-Contractual Services	48,000
			8600-Debt Service	1,216,000
			8700-Grants, Contributions & Other	5,174,000
02802	Farmingtn Vig Spc Tax Dist Fnd			
	Office of Finance Non-Departme			
		152-Special Tax Districts		
			7200-Contractual Services	65,300
			8600-Debt Service	446,700
02803	Park Place Tax Increment Fund			
	Office of Finance Non-Departme			
		151-Tax Increment Districts		
			8700-Grants, Contributions & Other	880,000

FY2015 Appropriation Control Schedule

1
2
3
4
5
6
7
8
9
10
11
12
13
14
15
16
17
18
19
20
21
22
23
24
25
26
27
28
29
30
31
32
33
34
35
36
37
38
39
40
41
42
43
44
45
46
47
48

Fund: Other Funds

Fund	Agency	Character	Object	Proposed	
02804	Rte 100 Dev Dist Tax Inc Fund				
	Office of Finance Non-Departme				
		151-Tax Increment Districts			
			7200-Contractual Services	66,000	
			8600-Debt Service	2,322,000	
			8700-Grants, Contributions & Other	6,457,000	
02805	Parole TC Dev Dist Tax Inc Fnd				
	Office of Finance Non-Departme				
		151-Tax Increment Districts			
			7200-Contractual Services	5,000	
			8700-Grants, Contributions & Other	12,854,000	
02807	Dorchester Special Tax District Fund				
	Office of Finance Non-Departme				
		152-Special Tax Districts			
			7200-Contractual Services	376,900	
			8600-Debt Service	1,002,700	
02808	National Business Park - North				
	Office of Finance Non-Departme				
		151-Tax Increment Districts			
			7200-Contractual Services	76,900	
			8600-Debt Service	1,811,000	
02809	Village South at Waugh Chapel				
	Office of Finance Non-Departme				
		151-Tax Increment Districts			
			7200-Contractual Services	53,000	
			8600-Debt Service	1,000,000	
02850	Ag & WdInd Prsrvtn Sinking Fnd				
	Office of Finance Non-Departme				
		164-IPA Debt Service			
			8600-Debt Service	747,200	
04000	Water & Wstwtr Operating Fund				
	Public Works				
		310-Bureau of Engineering			
			7001-Personal Services	2,190,700	
			7200-Contractual Services	96,200	<u>81,200</u>
					<u>81,200</u>
			8000-Supplies & Materials	30,200	
			8400-Business & Travel	5,900	
		665-Water & Wstwtr Operations			
			7001-Personal Services	29,741,000	
			7200-Contractual Services	27,728,800	<u>27,218,800</u>
					<u>27,218,800</u>
			8000-Supplies & Materials	7,587,500	
			8400-Business & Travel	176,800	
			8500-Capital Outlay	1,338,400	<u>1,248,400</u>
					<u>1,248,400</u>
			8700-Grants, Contributions & Other	20,716,600	<u>3,240,600</u>
					<u>4,596,600</u>

FY2015 Appropriation Control Schedule

1
2
3
4
5
6
7
8
9
10
11
12
13
14
15
16
17
18
19
20
21
22
23
24
25
26
27
28
29
30
31
32
33
34
35
36
37
38
39
40
41
42
43
44
45
46
47

Fund: Other Funds

Fund	Agency	Character	Object	Proposed	
		670-Water & Wstwr	Finance & Admin		
			7001-Personal Services	1,922,700	
			7200-Contractual Services	3,680,200	<u>2,960,200</u>
					<u>2,960,200</u>
			8000-Supplies & Materials	89,500	
			8400-Business & Travel	4,200	
			8500-Capital Outlay	143,300	
			8700-Grants, Contributions & Other	40,855,000	<u>10,145,000</u>
					<u>10,145,000</u>
	04200-Water & Wstwr		Sinking Fund		
			Public Works		
		675-Water & Wstwr	Debt Service		
			8600-Debt Service	48,313,300	
			8700-Grants, Contributions & Other	6,189,800	
	04300-Waste Collection		Fund		
			Public Works		
		705-Waste Mgmt.	Services		
			7001-Personal Services	7,300,200	
			7200-Contractual Services	34,062,600	
			8000-Supplies & Materials	1,887,600	
			8400-Business & Travel	19,800	
			8500-Capital Outlay	1,263,400	
			8600-Debt Service	3,695,600	
			8700-Grants, Contributions & Other	6,348,700	<u>6,348,700</u>
	04600-Watershed Protection & Restor				
			Central Services		
		170-Purchasing			
			7001-Personal Services	448,500	<u>151,500</u>
			Information Technology		
		206-Office of Info.	Technology		
			7001-Personal Services	58,300	
			Inspections and Permits		
		285-Inspection	Services		
			7001-Personal Services	1,143,900	
			7200-Contractual Services	39,200	
			8000-Supplies & Materials	13,700	
			8400-Business & Travel	200	
			8500-Capital Outlay	105,000	
			Law Office		
		210-Office of Law			
			7001-Personal Services	79,300	
			Office of Finance		
		130-Accounting & Control			
			7001-Personal Services	43,100	

FY2015 Appropriation Control Schedule

Fund: Other Funds

1
2
3
4
5
6
7
8
9
10
11
12
13
14
15
16
17
18
19
20
21
22
23
24
25
26
27
28
29
30
31
32
33
34
35
36
37
38
39
40
41
42
43
44
45
46
47
48
49
50
51

Fund	Agency	Character	Object	Proposed	
	Public Works				
		310-Bureau of Engineering			
			7001-Personal Services	1,045,200	
			7200-Contractual Services	25,900	
			8000-Supplies & Materials	6,000	
			8500-Capital Outlay	105,000	
		315-Bureau of Highways			
			7001-Personal Services	1,886,000	
			7200-Contractual Services	2,005,500	<u>2,096,500</u>
			8000-Supplies & Materials	14,500	
			8400-Business & Travel	2,100	
			8500-Capital Outlay	1,000,000	
		720-Watershed Protection & Restor			
			7001-Personal Services	1,904,100	
			7200-Contractual Services	3,935,100	
			8000-Supplies & Materials	106,900	
			8400-Business & Travel	5,500	
			8500-Capital Outlay	544,500	
			8600-Debt Service	725,500	
			8700-Grants, Contributions & Other	4,862,700	<u>2,341,900</u>
05050-Self Insurance Fund	Central Services	795-Risk Management			
			7001-Personal Services	1,177,800	
			7200-Contractual Services	21,860,100	
			8000-Supplies & Materials	39,500	
			8400-Business & Travel	10,600	
			8500-Capital Outlay	2,000	
			8700-Grants, Contributions & Other	278,000	
05100-Health Insurance Fund	Personnel Office	226-Health Costs			
			7001-Personal Services	104,110,500	
			7200-Contractual Services	1,751,500	
			8000-Supplies & Materials	48,900	
			8400-Business & Travel	4,100	
			8700-Grants, Contributions & Other	11,467,500	
05200-Garage Working Capital Fund	Central Services	825-Vehicle Operations			
			7001-Personal Services	5,157,800	
			7200-Contractual Services	1,427,400	
			8000-Supplies & Materials	9,866,900	
			8400-Business & Travel	25,700	
			8500-Capital Outlay	156,200	
			8700-Grants, Contributions & Other	455,800	

FY2015 Appropriation Control Schedule

1
2
3
4
5
6
7
8
9
10
11
12
13
14
15
16
17
18
19
20
21
22
23
24
25
26
27
28
29
30

Fund: Other Funds

Fund	Agency	Character	Object	Proposed
05300	Garage Vehicle Replacement Fnd			
	Central Services			
		830	Vehicle Replacement	
			7200-Contractual Services	10,000
			8500-Capital Outlay	9,113,800
			8700-Grants, Contributions & Other	42,300
06050	Pension Fund			
	Personnel Office			
		227	Pension Admin.	
			7200-Contractual Services	8,765,900
			8000-Supplies & Materials	43,800
			8400-Business & Travel	17,500
			8700-Grants, Contributions & Other	500,000
06260	Circuit Court Special Fund			
	Circuit Court			
		460	Disposition of Litigation	
			8400-Business & Travel	231,000
06375	Inmate Benefit Fund			
	Detention Center			
		408	Inmate Benefit Fnd Expenditure	
			8700-Grants, Contributions & Other	1,042,500
06550	Reforestation Fund			
	Inspections and Permits			
		285	Inspection Services	
			7001-Personal Services	394,600
			7200-Contractual Services	3,328,600
			8000-Supplies & Materials	6,900
			8400-Business & Travel	2,000
09400	AA Workforce Dev Corp Fund			
	Chief Administrative Office			
		124	Workforce Development Corp.	
			8700-Grants, Contributions & Other	1,200,000

FY2015 Appropriation Control Schedule

Fund: Grants Special Revenue Fund

Agency	Character	Itemized Grant	Proposed
Chief Administrative Office			
	110-Management & Control		
		GCA00214-Community Economic Adjustment	300,000
		GCA00215-Community Economic Adjustment	100,000
		GCA00314-Emergency Food Assistance Prog	20,000
Circuit Court			
	460-Disposition of Litigation		
		GCC00215-Drug Treatment Court Commissio	265,400
		GCC00414-Edward Byrne Memorial Justice	84,700
		GCC00515-Family Services Program	885,900
		GCC00715-Mediation & Conflict Resolutio	93,500
		GCC01015-FCCIP Child Welfare Prgm	3,600
Department of Aging			
	365-Nutrition		
		GAG00814-Nutrition Services Incentive	33,400
		GAG00815-Nutrition Services Incentive	100,200
		GAG20514-IIIC-1 Nutrition	114,100
		GAG20515-IIIC-1 Nutrition	342,400
		GAG20614-IIIC-2 Home Delivered Meals	60,300
		GAG20615-IIIC-2 Home Delivered Meals	180,800
		GAG20714-IIID Preventative Health	5,000
		GAG20715-IIID Preventative Health	15,000
		GAG30615-BG-Nutrition	103,700
	370-Transportation		
		GAG00415-STWide Special Transpo Assist	417,500
	375-Senior Centers		
		GAG00115-Senior Center Operating Grant	7,000
	380-Outreach & Referral		
		GAG01014-Maryland Access	4,900
		GAG01015-Maryland Access	14,700
		GAG20114-IIIB Public Relations/Admin IA	63,900
		GAG20115-IIIB Public Relations/Admin IA	184,900
		GAG20214-IIIB Legal Aid Bureau IA	11,300
		GAG20215-IIIB Legal Aid Bureau IA	33,700
		GAG20314-IIIB Telephone Reassurance IA	2,300
		GAG20315-IIIB Telephone Reassurance IA	6,700
		GAG30014-BG-Information & Assistance	1,000
		GAG30015-BG-Information & Assistance	46,100
		GAG30715-BG-Vulnerable Elderly	34,700
	385-Volunteers & Employment		
		GAG00213-Foster Grandparent Program	38,100
		GAG00214-Foster Grandparent Program	119,600
		GAG00215-Foster Grandparent Program	116,800
		GAG00313-Retired Senior Volunteer Prgm	35,400
		GAG00314-Retired Senior Volunteer Prgm	32,500
		GAG00315-Retired Senior Volunteer Prgm	32,900
		GAG00914-Ctrs for Medicare/caid Service	11,800
		GAG00915-Ctrs for Medicare/caid Service	47,100
		GAG20414-IIIB Friendly Visitor	1,000
		GAG20415-IIIB Friendly Visitor	3,100

FY2015 Appropriation Control Schedule

1
2
3
4
5
6
7
8
9
10
11
12
13
14
15
16
17
18
19
20
21
22
23
24
25
26
27
28
29
30
31
32
33
34
35
36
37
38
39
40
41
42
43
44
45
46
47
48
49
50
51
52
53
54
55
56
57

Fund: Grants Special Revenue Fund

Agency	Character	Itemized Grant	Proposed
	390-Long Term Care		
		GAG00514-Curb Abuse Medicare/caid SMP	3,100
		GAG00515-Curb Abuse Medicare/caid SMP	9,300
		GAG20014-IIIB Senior Care	22,600
		GAG20015-IIIB Senior Care	62,400
		GAG20813-IIIE National Family Caregiver	18,500
		GAG20814-IIIE National Family Caregiver	46,200
		GAG20815-IIIE National Family Caregiver	144,500
		GAG20914-VII Ombudsman	8,400
		GAG20915-VII Ombudsman	25,000
		GAG30115-BG-Senior Care	496,900
		GAG30215-BG-Guardianship	9,200
		GAG30414-BG-Housing	30,800
		GAG30415-BG-Housing	456,000
		GAG30515-BG-Ombudsman	78,300
		GAG31014-Chronic Disease Self Mngt	3,300
		GAG31015-Chronic Disease Self Mngt	9,200
Detention Center			
	405-Admin/Support Service		
		GDC00215-SCAAP	65,000
Fire Department			
	260-Planning & Logistics		
		GFR02615-Assistance to Firefighters	4,500,000
		GFR04915-State Numbers Board	180,000
		GFR05115-MIEMSS Mass Casualty Equipment	12,200
	278-Emergency Management		
		GFR00213-EMPG-State & Local Assistance	182,100
		GFR00314-HMEP	2,000
		GFR00514-Local Emergency Planning	800
		GFR00515-Local Emergency Planning	500
		GFR00613-State Homeland Security	152,400
		GFR00614-State Homeland Security	27,000
		GFR00713-Urban Area Security Initiative	14,900
		GFR00714-Urban Area Security Initiative	3,200
		GFR01013-Emergency Management Support	140,000
		GFR01014-Emergency Management Support	25,000
		GFR01213-Homeland Sec-Incident Mgt Trai	56,000
		GFR01214-Homeland Sec-Incident Mgt Trai	13,000
		GFR01413-Homeland Sec-HAZMAT Support	35,000
		GFR01414-Homeland Sec-HAZMAT Support	13,000
		GFR02113-UASI-Tactical Equipment	99,200
		GFR02114-UASI-Tactical Equipment	28,100
		GFR02313-UASI-CCTV	32,700
		GFR02314-UASI-CCTV	12,000
		GFR02513-UASI-Ambulance Buses	28,300
		GFR02514-UASI-Ambulance Buses	10,500
		GFR04110-UASI Tech Training WEB EOC	30,300
		GFR04111-UASI Tech Training WEB EOC	20,600
		GFR04113-UASI Tech Training WEB EOC	8,000
		GFR04114-UASI Tech Training WEB EOC	6,000
		GFR04213-UASI - Sheltering	9,000
		GFR04214-UASI - Sheltering	4,500

FY2015 Appropriation Control Schedule

Fund: Grants Special Revenue Fund

Agency	Character	Itemized Grant	Proposed
Health Department	535-Administration & Operations		
		GHL49215-CPHF-Planning & Surveillance	511,900
	540-Disease Prevention & Mgmt		
		GHL42215-CPHF-Adult Immunization	650,200
		GHL42315-CPHF-Communicable Disease	697,600
		GHL48715-CPHF-Breast & Cervical Cancer	117,000
		GHL48815-CPHF-Health Information	399,200
		GHL63214-ABC Ryan White I Grant	167,100
		GHL63215-ABC Ryan White I Grant	91,500
		GHL67615-B&C Cancer Diagnosis Grant	201,300
		GHL71415-B&C Cancer Outreach Grant	162,500
		GHL74015-TB Control Grant	2,000
		GHL74115-STD Grant	33,200
		GHL74815-Immunization Grant	126,200
		GHL76315-RW II Health Support Services	82,600
		GHL76515-Counseling, Testing & Referral	67,100
		GHL90115-CRF Cancer: Non-Clinical	225,400
		GHL90215-CRF Cancer: Clinical	422,600
		GHL90315-CRF Cancer: Administrative	42,400
		GHL92015-CRF Tobacco: Community Based	99,000
		GHL93015-CRF Tobacco: School Based	81,600
		GHL95015-CRF Tobacco: Cessation	52,000
		GHL66715-B&C Cancer Case Mgt Grant	136,000
		GHL74415-HIV Partner Services	11,100
		GHL60215-Personal Responsibility Ed Prg	34,000
		GHL76015-AIDS Case Management	355,200
		GHL64115-B&C Cancer Screening & Prev.	4,600
	545-Environmental Health Services		
		GHL33515-PHP Emergency Preparedness	374,300
		GHL34415-PHP Cities Readiness	93,100
		GHL46615-CPHF-Food Control	166,200
	550-School Health & Support		
		GHL41715-CPHF-School Health	422,200
	551-Behavioral Health Services		
		GHL41615-CPHF-Childrens Mental Health	135,600
		GHL61615-High Intensity Drug Traffickin	134,500
		GHL61715-ARRA Strengthening Families	45,000
		GHL61815-DUI-Justice Assistance Grant	142,000
		GHL61914-BJAG-Circuit Court Drug Court	55,900
		GHL84015-Ft. Meade Disaster Relief Fund	2,230,100
		GHL84115-Prevention Project Grant	283,500
		GHL43015-CPHF-Personal Care	81,800
		GHL85415-Drug Court Treatment Services	96,300
		GHL31515-BJAG Recidivism Reduction	30,000
		GHL84315-Addictions Project Grant	2,291,500
		GHL86515-TCA Addictions Program Special	77,400
		GHL84215-Strategic Prevention Framework	60,300
		GHL85915-Recovery Support Services	1,033,400
		GHL77615-Integ of Sxl Hlth in Recovery	62,300

FY2015 Appropriation Control Schedule

1
2
3
4
5
6
7
8
9
10
11
12
13
14
15
16
17
18
19
20
21
22
23
24
25
26
27
28
29
30
31
32
33
34
35
36
37
38
39
40
41
42
43
44
45
46
47
48
49
50
51
52
53
54
55
56
57
58

Fund: Grants Special Revenue Fund

Agency	Character	Itemized Grant	Proposed
	555-Family Health Services		
		GHL41815-CPHF-Maternity	45,200
		GHL42115-CPHF-Dental Health	124,000
		GHL42615-CPHF-Cancer	78,400
		GHL42715-CPHF-Home Visiting	264,000
		GHL42915-CPHF-Eligibility & Enrollment	320,200
		GHL53815-Breastfeeding Peer Counselor	68,700
		GHL55915-WIC Training & Temp Staffing	605,000
		GHL56415-Healthy Start	400,000
		GHL69315-Healthy Teens Grant	264,800
		GHL69615-Improved Pregnancy Outcome	41,300
		GHL70515-Women, Infants & Children	1,622,500
		GHL73015-Admin. Care Coordination	410,000
		GHL73115-PWC Eligibility Grant	988,300
		GHL73815-MA Transportation Grant	2,452,500
		GHL54315-Oral Disease & Inj Prevent	7,100
		GHL26215-Min Infant Mort Reduc Dem Prog	116,900
		GHL63615-Dental Sealant Program	12,000
Office of Finance Non-Departme	169-Grants-Finance		
		GN0001 - Grant Match Contingency	165,000
Office of the Sheriff	435-Office of the Sheriff		
		GSH00114-Child Support Enforce-Reimb	264,000
		GSH00115-Child Support Enforce-Reimb	606,500
		GSH00315-Domestic Violence Protective	27,700
		GSH00512-Byrne Mem Justice Assis	4,000
		GSH00514-Byrne Mem Justice Assis	7,000
Office of the State's Attorney	430-Office of the State's Attorney		
		GST00215-Drug Treatment Court Commissio	115,300
		GST00715-Victims of Crime Assistance	158,900
		GST00914-Danger Assessment Advocate	15,000
		GST00915-Danger Assessment Advocate	41,100
		GST01115-St Cap Cities Safe Str Initiat	74,000
		GST01315-Safe Streets	77,400
		GST01415-Gun Violence Reduction	64,900
		GST00314-Edward Byrne Memorial Justice	49,000
Planning and Zoning	290-Administration		
		GPZ00115-Critical Area	8,000
		GPZ00315-Federal Transit Formula	193,400
		GPZ00415-Federal Transit Metro Planning	200,100
		GPZ01314-CMAQ Application for Bike Rack	12,500
		GPZ01414-Historic Gen Hwy Corrid Survey	241,200
		GPZ01515-MTA Large Urban Transportation	593,900
Police Department	240-Patrol Services		
		GDP002115-CP-CMC (Police Portion)	10,000
		GPD00414-Community Traffic Safety	60,000
		GPD00415-Community Traffic Safety	80,000
		GPD01215-School Bus Safety Enforcement	20,000
		GPD01315-Sex Offender Compliance Enf MD	40,000

FY2015 Appropriation Control Schedule

1
 2
 3
 4
 5
 6
 7
 8
 9
 10
 11
 12
 13
 14
 15
 16
 17
 18
 19
 20
 21
 22
 23
 24
 25
 26
 27
 28
 29
 30
 31
 32
 33
 34
 35

Fund: Grants Special Revenue Fund

Agency	Character	Itemized Grant	Proposed
		GPD01415-Viper XIII Vehicle Theft Preve	50,000
		GPD03615-Safe Streets	10,000
		GPD03714-Motor Carrier Assist (MCSAP)	4,000
		GPD03715-Motor Carrier Assist (MCSAP)	11,000
	250-Admin	Services	
		GPD00511-Edward Byrne Memorial Justice	34,500
		GPD00513-Edward Byrne Memorial Justice	8,500
		GPD00514-Edward Byrne Memorial Justice	25,000
		GPD00612-Forensic Casework DNA Backlog	32,000
		GPD00613-Forensic Casework DNA Backlog	80,000
		GPD00614-Forensic Casework DNA Backlog	124,000
		GPD01014-Paul Coverdell Forensic Scienc	50,000
		GPD01115-Paul Coverdell Forensic Scienc	7,000
		GPD01715-STOP Gun Violence Grant	41,000
		GPD03415-MD ICAC Task Force	10,000
		GPD02614-Technology Enhancements	20,000
		GPD02615-Technology Enhancements	30,000
		GPD04114-Bike Safety Maryland	3,000
		GPD04115-Bike Safety Maryland	10,000
		GPD04315-Crisis Intervention Team	40,000
	Social	Services	
		500-Adult Services	
		GSS00114-Community Economic Adj Plannin	472,900
		GSS00215-Emergency & Transitional Housi	101,800
		GSS00415-Homeless Women-Crisis Shelter	71,200
		GSS00615-Service Linked Housing Program	18,300
		GSS01415-Mental Health Care Provider	48,700
		505-Family & Youth Services	
		GSS00715-Maryland Family Network	266,600
		GSS00815-Young Fathers Employment Prgm	44,400

FY2015 Appropriation Control Schedule

Fund: Impact Fee Special Revenue Fund

Agency	Character Object	Proposed
Office of Finance Non-Departme	174-Development Impact Fees Schools District 1	
	2301 8735-Other Inter-Fund Reimbursement	975,600
	2301 8761-Pay-as-you-Go	0
	174-Development Impact Fees Schools District 2	
	2302 8735-Other Inter-Fund Reimbursement	123,500
	2302 8761-Pay-as-you-Go	0
	174-Development Impact Fees Schools District 3	
	2303 8735-Other Inter-Fund Reimbursement	198,000
	2303 8761-Pay-as-you-Go	1,054,000
	174-Development Impact Fees Schools District 4	
	2304 8735-Other Inter-Fund Reimbursement	118,900
	2304 8761-Pay-as-you-Go	(200,000)
	174-Development Impact Fees Schools District 5	
	2305 8735-Other Inter-Fund Reimbursement	10,500
	2305 8761-Pay-as-you-Go	500,000
	174-Development Impact Fees Schools District 6	
	2306 8735-Other Inter-Fund Reimbursement	10,200
	2306 8761-Pay-as-you-Go	0
	174-Development Impact Fees Schools District 7	
	2307 8735-Other Inter-Fund Reimbursement	116,100
	2307 8761-Pay-as-you-Go	0
	174-Development Impact Fees Highway District 1	
	2308 8735-Other Inter-Fund Reimbursement	380,300
	2308 8761-Pay-as-you-Go	9,028,700
	174-Development Impact Fees Highway District 2	
	2309 8735-Other Inter-Fund Reimbursement	21,000
	2309 8761-Pay-as-you-Go	1,120,300
	174-Development Impact Fees Highway District 3	
	2310 8735-Other Inter-Fund Reimbursement	355,100
	2310 8761-Pay-as-you-Go	2,189,100
	174-Development Impact Fees Highway District 4	
	2311 8735-Other Inter-Fund Reimbursement	3,200
	2311 8761-Pay-as-you-Go	8,257,100
	174-Development Impact Fees Highway District 5	
	2312 8735-Other Inter-Fund Reimbursement	17,300
	2312 8761-Pay-as-you-Go	911,900
	174-Development Impact Fees Highway District 6	
	2365 8735-Other Inter-Fund Reimbursement	1,100
	174-Development Impact Fees Public Safety	
	2400 8735-Other Inter-Fund Reimbursement	303,500
	2400 8761-Pay-as-you-Go	0

AMENDMENTS TO BILL NO. 23-14
(Prior Council Approval)

June 4, 2014

Introduced by The Entire Council

Amendment No. 1 PASSED

On page 21, line 33, (Pasadena ES Sewer), strike "\$978,000" and insert "\$1,076,000."

(Reduces prior approved wastewater bonds by an additional \$98,000.)

AMENDMENTS TO BILL NO. 23-14
(Prior Council Approval)

June 4, 2014

Introduced by The Entire Council

Amendment No. 2 PASSED

On page 21, line 42, (TM Odenton to GB High P Zone), strike "\$2,002,000" and insert "\$4,983,000."

(Reduces prior approved water bonds by an additional \$2,891,000.)

AMENDMENTS TO BILL NO. 23-14
(Prior Council Approval)

June 4, 2014

Introduced by The Entire Council

Amendment No. 3 PASSED

On page 21, following line 42, add the following:

“Reduce the \$607,000 appropriation for Buena Vista Outfall Restor by \$75,000”.

(Removes \$75,000 of prior approved bonds.)

AMENDMENTS TO BILL NO. 23-14
(Prior Council Approval)

June 4, 2014

Introduced by The Entire Council

Amendment No. 4 PASSED

On page 21, following line 42, add the following:

“Reduce the \$15,901,000 appropriation for Cayuga Farms PS & FM by \$2,829,000.”

(Reduces prior approved wastewater bonds by \$2,829,000.)

AMENDMENTS TO BILL NO. 23-14
(Prior Council Approval)

June 4, 2014

Introduced by The Entire Council

Amendment No. 5 PASSED

On page 21, following line 42, add the following:

“Reduce the \$14,794 appropriation for Conservation Trust by \$14,500”.

(Removes \$14,500 of prior approved pay-go.)

AMENDMENTS TO BILL NO. 23-14
(Prior Council Approval)

June 4, 2014

Introduced by The Entire Council

Amendment No. 6 PASSED

On page 21, following line 42, add the following:

“Reduce the \$142,086,000 appropriation for Cox Creek WRF ENR by \$1,223,000.”

(Reduces prior approved Other State Grants by \$1,223,000.)

AMENDMENTS TO BILL NO. 23-14
(Prior Council Approval)

June 4, 2014

Introduced by The Entire Council

Amendment No. 7 PASSED

On page 21, following line 42, add the following:

“Reduce the \$391,544 appropriation for Culvert and Closed SD Rehab by \$20,000”.

(Removes \$20,000 of prior approved bonds.)

AMENDMENTS TO BILL NO. 23-14
(Prior Council Approval)

June 4, 2014

Introduced by The Entire Council

Amendment No. 8 PASSED

On page 21, following line 42, add the following:

“Reduce the \$467,000 appropriation for Edwin Raynor Blvd Ext by \$242,000”.

(Removes \$242,000 of prior approved pay-go.)

AMENDMENTS TO BILL NO. 23-14
(Prior Council Approval)

June 4, 2014

Introduced by The Entire Council

Amendment No. 9 PASSED

On page 21, following line 42, add the following:

“Reduce the \$68,659,196 appropriation for Elevated Water Storage by \$25,000,000.”

(Reduces prior approved water bonds by \$25,000,000.)

AMENDMENTS TO BILL NO. 23-14
(Prior Council Approval)

June 4, 2014

Introduced by The Entire Council

Amendment No. 10 PASSED

On page 21, following line 42, add the following:

“Reduce the \$1,177,467 appropriation for Emergency Storm Drain by \$100,000”.

(Removes \$100,000 of prior approved bonds.)

AMENDMENTS TO BILL NO. 23-14
(Prior Council Approval)

June 4, 2014

Introduced by The Entire Council

Amendment No. 11 PASSED

On page 21, following line 42, add the following:

“Reduce the \$180,000 appropriation for Homeport Farms Park Develop. by \$128,000.”

(Reduces prior approved bonds by \$128,000.)

AMENDMENTS TO BILL NO. 23-14
(Prior Council Approval)

June 4, 2014

Introduced by The Entire Council

Amendment No. 12 PASSED

On page 21, following line 42, add the following:

“Reduce the \$350,000 appropriation for Replace Fire Dept Pagers by \$20,000.”

(Reduces prior approved bonds by \$20,000.)

AMENDMENTS TO BILL NO. 23-14
(Prior Council Approval)

June 4, 2014

Introduced by The Entire Council

Amendment No. 13 PASSED

On page 21, following line 42, add the following:

“Reduce the \$1,233,500 appropriation for Riva Woods PS Upg by \$34,000.”

(Reduces prior approved wastewater bonds by \$34,000.)

AMENDMENTS TO BILL NO. 23-14
(Prior Council Approval)

June 4, 2014

Introduced by The Entire Council

Amendment No. 14 PASSED

On page 21, following line 42, add the following:

“Reduce the \$1,767,000 appropriation for South Down Shores SD Imp by \$100,000”.

(Removes \$100,000 of prior approved bonds.)

AMENDMENTS TO BILL NO. 23-14
(Prior Council Approval)

June 4, 2014

Introduced by The Entire Council

Amendment No. 15 PASSED

On page 21, following line 42, add the following:

“Reduce the \$253,468 appropriation for Stream Monitoring by \$100,000”.

(Removes \$100,000 of prior approved bonds.)

AMENDMENTS TO BILL NO. 23-14
(Prior Council Approval)

June 4, 2014

Introduced by The Entire Council

Amendment No. 16 PASSED

On page 21, following line 42, add the following:

“Reduce the \$4,556,000 appropriation for Sylvan Shores PS Upg by \$407,000.”

(Reduces prior approved wastewater bonds by \$407,000.)

AMENDMENTS TO BILL NO. 23-14
(Prior Council Approval)

June 4, 2014

Introduced by The Entire Council

Amendment No. 17 **PASSED/RECONSIDERED/DEFEATED**

On page 21, following line 42, add the following:

“Reduce the \$27,847,474 appropriation for Upgr/Retrofit SPS by \$5,000,000.”

(Reduces prior approved wastewater pay-go by \$5,000,000.)

AMENDMENTS TO BILL NO. 23-14
(Prior Council Approval)

June 4, 2014

Introduced by The Entire Council

Amendment No. 18 PASSED

On page 21, following line 42, add the following:

“Reduce the \$1,214,423 appropriation for Water Proj Planning by \$300,000.”

(Reduces prior approved water pay-go by \$300,000.)

AMENDMENTS TO BILL NO. 23-14
(Prior Council Approval)

June 4, 2014

Introduced by The Entire Council

Amendment No. 19 PASSED

On page 21, following line 42, add the following:

“Reduce the \$19,568,694 appropriation for Water Main Repl/Recon by \$5,000,000.”

(Reduces prior approved water pay-go by \$5,000,000.)

AMENDMENTS TO BILL NO. 23-14
(Prior Council Approval)

June 4, 2014

Introduced by The Entire Council

Amendment No. 20 PASSED

On page 21, following line 42, add the following:

“Reduce the \$286,000 appropriation for WRF Effluent Reuse by \$244,000.”

(Reduces prior approved wastewater bonds by \$244,000.)

AMENDMENTS TO BILL NO. 23-14
(Prior Council Approval)

June 4, 2014

Introduced by The Entire Council

Amendment No. 21 PASSED

On page 21, following line 42, add the following:

“Reduce the \$4,939,096 appropriation for WW Service Connections by \$1,000,000.”

(Reduces prior approved wastewater pay-go by \$500,000 and reduces prior approved water pay-go by \$500,000.)

AMENDMENTS TO BILL NO. 23-14
(Prior Council Approval)

June 4, 2014

Introduced by The Entire Council

Amendment No. 22 PASSED

On page 20, line 33, (School Facilities Study) after "by" delete \$750,000 and substitute "\$250,000".

(Restores \$500,000 of prior approved pay-go.)

AMENDMENTS TO BILL NO. 23-14
(Prior Council Approval)

June 4, 2014

Introduced by Mr. Jones, Mr. Grasso, Mr. Fink, Mr. Benoit, Mr. Trumbauer
and Mr. Walker

Amendment No. 23 PASSED

On page 21, following line 42, add the following:

“Reduce the \$566,273 appropriation for Nghborhd Traf Con by \$100,000”.

(Removes \$100,000 of prior approved bonds.)

AMENDMENTS TO BILL NO. 23-14
(Prior Council Approval)

June 4, 2014

Introduced by Mr. Jones, Mr. Grasso, Mr. Fink, Mr. Benoit, Mr. Trumbauer
and Mr. Walker

Amendment No. 24 **PASSED/RECONSIDERED/DEFEATED**

On page 21, following line 42, add the following:

“Reduce the \$41,552,652 appropriation for Sewer Main Repl/Recon by \$2,000,000.”

(Reduces prior approved wastewater pay-go by \$2,000,000.)

AMENDMENTS TO BILL NO. 23-14
(Capital Budget)

June 4, 2014

Introduced by The Entire Council

Amendment No. 25 PASSED

On page 12, line 11, (Water Main Repl/Recon), strike "\$5,000,000" and substitute "\$7,000,000."

(Reduces FY15 water pay-go by \$5,000,000 and increases FY15 water bonds by \$7,000,000.)

AMENDMENTS TO BILL NO. 23-14
(Capital Budget)

June 4, 2014

Introduced by The Entire Council

Amendment No. 26 **PASSED/RECONSIDERED/DEFEATED**

On page 12, strike line 13, (Water Storage Tank Painting), in its entirety.

(Deletes FY15 water pay-go of \$3,741,000.)

AMENDMENTS TO BILL NO. 23-14
(Capital Budget)

June 4, 2014

Introduced by The Entire Council

Amendment No. 27 PASSED

On page 13, strike line 8, (WW Service Connections), in its entirety.

(Deletes FY15 wastewater pay-go by \$800,000 and deletes FY15 water pay-go by \$800,000.)

AMENDMENTS TO BILL NO. 23-14
(Capital Budget)

June 4, 2014

Introduced by The Entire Council

Amendment No. 28 PASSED

On page 13, line 40, (CATV PEG) strike "\$1,930,000" and substitute "\$1,600,000."

(Reduces FY15 cable fees by \$330,000.)

AMENDMENTS TO BILL NO. 23-14
(Capital Budget)

June 4, 2014

Introduced by The Entire Council

Amendment No. 29 PASSED

On page 19, line 11, (Solid Waste Renovations), strike "\$1,450,000" and substitute "\$1,363,000."

(Reduces FY15 solid waste pay-go by \$87,000.)

AMENDMENTS TO BILL NO. 23-14
(Capital Budget)

June 4, 2014

Introduced by The Entire Council

Amendment No. 30 PASSED

On page 15, line 44, (Fire/Police Project Plan) strike "\$30,000" and substitute "\$30,000."

(Reduces FY15 bonds by \$30,000 and increases FY15 pay-go by \$30,000.)

AMENDMENTS TO BILL NO. 23-14
(Capital Budget)

June 4, 2014

Introduced by The Entire Council

Amendment No. 31 PASSED

On page 15, strike line 48, (Police Training Academy), in its entirety.

(Deletes FY15 bonds of \$708,000.)

AMENDMENTS TO BILL NO. 23-14
(Capital Budget)

June 4, 2014

Introduced by The Entire Council

Amendment No. 32 PASSED

On page 16, following line 11, add the following:

“Edwin Raynor Blvd Ext \$242,000.”

(Increases FY15 impact fee bonds by \$242,000.)

AMENDMENTS TO BILL NO. 23-14
(Capital Budget)

June 4, 2014

Introduced by The Entire Council

Amendment No. 33 PASSED

On page 16, line 27, (Odenton Grid Streets) strike "\$1,378,000" and substitute "\$1,378,000."

(Reduces FY15 impact fees by \$1,378,000 and increases FY15 pay-go by \$1,378,000.)

AMENDMENTS TO BILL NO. 23-14
(Capital Budget)

June 4, 2014

Introduced by The Entire Council

Amendment No. 34 PASSED

On page 18, line 45, (Pocahontas Creek Dredging) strike "\$763,000" and substitute "\$366,000."

(Deletes FY15 bonds of \$122,000 and deletes \$275,000 of FY15 MD Waterway Improvement funds.)

AMENDMENTS TO BILL NO. 23-14
(Capital Budget)

June 4, 2014

Introduced by The Entire Council

Amendment No. 35 PASSED

On page 19, strike line 7, (MLF CNG Facility), in its entirety.

(Deletes FY15 solid waste bonds of \$341,000.)

AMENDMENTS TO BILL NO. 23-14
(Capital Budget)

June 4, 2014

Introduced by Mr. Walker

Amendment No. 36 **WITHDRAWN**

On page 15, line 3, (Maintenance Backlog) strike "\$5,500,000" and substitute
"\$5,620,000."

(Increases FY15 pay-go by \$120,000 to fund field improvements at South River High School.)

AMENDMENTS TO BILL NO. 23-14
(Capital Budget)

June 4, 2014

Introduced by Mr. Jones, Mr. Grasso, Mr. Fink, Mr. Benoit, Mr. Trumbauer
and Mr. Walker

Amendment No. 37 PASSED

On page 16, strike line 15, (Hwy Sfty Improv (HSI)) in its entirety.

(Delete FY15 bonds of \$350,000.)

AMENDMENTS TO BILL NO. 23-14
(Capital Budget)

June 4, 2014

Introduced by Mr. Jones, Mr. Grasso, Mr. Fink, Mr. Benoit, Mr. Trumbauer
and Mr. Walker

Amendment No. 38 **PASSED/RECONSIDERED/DEFEATED**

On page 12, line 45, (Sewer Main Rep/Recon), strike "\$9,400,000" and substitute
"\$7,485,000."

*(Reduces FY15 wastewater pay-go by \$3,915,000 and increases FY15 wastewater bonds
by \$2,000,000.)*

AMENDMENTS TO BILL NO. 23-14
(Capital Budget)

June 4, 2014

Introduced by Mr. Jones, Mr. Grasso, Mr. Fink, Mr. Benoit, Mr. Trumbauer
and Mr. Walker

Amendment No. 39 **PASSED/RECONSIDERED/DEFEATED**

On page 12, strike line 47, (SPS Gen Replace), in its entirety.

(Deletes FY15 wastewater bonds of \$3,844,000.)

AMENDMENTS TO BILL NO. 23-14
(Capital Budget)

June 4, 2014

Introduced by Mr. Jones, Mr. Grasso, Mr. Fink, Mr. Benoit, Mr. Trumbauer
and Mr. Walker

Amendment No. 40 PASSED

On page 16, line 23, (Mjr Bridge Rehab (MBR)) strike "400,000" and substitute
"200,000".

(Delete FY15 bonds of \$200,000.)

AMENDMENTS TO BILL NO. 23-14
(Capital Budget)

June 4, 2014

Introduced by The Entire Council

Amendment No. 41 PASSED

On page 12, line 49, (Upgr/Retrofit SPS), strike "\$4,775,000" and substitute "\$5,000,000."

(Reduces FY15 wastewater pay-go by \$3,220,000 and increases FY15 wastewater bonds by \$3,445,000.)

AMENDMENTS TO BILL NO. 23-14
(Capital Program)

June 4, 2014

Introduced by The Entire Council

Amendment No. 42 PASSED

On page 21, in line 47, after “years”, insert “as amended by the following:

Excepting MLF CNG Facility in the amount of \$1,944,000 in the fiscal year ending June 30, 2017.”

(Deletes FY17 solid waste bonds of \$1,944,000.)

AMENDMENTS TO BILL NO. 23-14
(Capital Program)

June 4, 2014

Introduced by The Entire Council

Amendment No. 43 PASSED

On page 21, in line 47 after “years” insert “as amended by the following:”

Excepting Odenton Grid Streets in the amount of \$4,615,000 in the fiscal year ending June 30, 2016, excepting Odenton Grid Streets in the amount of \$4,615,000 in the fiscal year ending June 30, 2017, and excepting Odenton Grid Streets in the amount of \$4,318,000 in the fiscal year ending June 30, 2018.”

(Decreases FY16 developer contributions by \$4,615,000; decreases FY17 developer contributions by \$4,615,000; and decreases FY18 developer contributions by \$4,318,000.)

AMENDMENTS TO BILL NO. 23-14
(Capital Program)

June 4, 2014

Introduced by The Entire Council

Amendment No. 44 PASSED

On page 21, in line 47 after “years” insert “as amended by the following:”

Excepting Severna Park HS in the amount of \$3,133,000 in the fiscal year ending June 30, 2017, and including Severna Park HS in the amount of \$3,133,000 in the fiscal year ending June 30, 2017.”

(Decreases FY17 IAC funding by \$3,133,000 and increases FY17 bonds by \$3,133,000.)

AMENDMENTS TO BILL NO. 23-14
(Capital Program)

June 4, 2014

Introduced by The Entire Council

Amendment No. 45 PASSED

On page 21, in line 47, after “years”, insert “as amended by the following:

Excepting WB&A Trail in the amount of \$214,000 in the fiscal year ending June 30, 2016.”

(Decreases FY16 bonds by \$214,000.)

AMENDMENTS TO BILL NO. 23-14
(Operating Budget)

June 4, 2014

Introduced by The Entire Council.

Amendment No. 46 PASSED

On page 2, line 4, (Office of Central Services), strike "\$19,579,400" and substitute "\$19,496,400".

On Exhibit A, page 1, line 32, (Central Services - Purchasing – 7001-Personal Services), strike "\$1,823,500" and substitute "\$1,790,500".

On Exhibit A, page 1, line 38, (Central Services – Facilities Management – 7200-Contractual Services), strike "\$9,649,000" and substitute "\$9,624,000".

On Exhibit A, page 1, line 44, (Central Services – Real Estate – 7200-Contractual Services), strike "\$49,900" and substitute "\$24,900".

(Reduces Personal Services by \$33,000 to recognize additional funding from the WPRF for two positions. Reduces Contractual Services by \$25,000 for other insurance and by \$25,000 for management services.)

AMENDMENTS TO BILL NO. 23-14
(Operating Budget)

June 4, 2014

Introduced by The Entire Council

Amendment No. 47 PASSED

On page 2, line 14, (Office of the County Executive), strike "\$5,214,500" and substitute "\$5,155,500".

On Exhibit A, page 2, line 36, (County Executive – County Executive – 7001-Personal Services), strike "\$2,068,500" and substitute "\$2,009,500".

(Reduces Personal Services by \$59,000 to fund the vacant Public Information Officer at the base salary.)

AMENDMENTS TO BILL NO. 23-14
(Operating Budget)

June 4, 2014

Introduced by The Entire Council

Amendment No. 48 PASSED

On page 2, line 20, (Office of Detention Facilities), strike "\$43,392,400" and substitute "\$42,842,400".

On Exhibit A, page 3, line 35, (Detention Center – Jennifer Road - Pretrial – 7001-Personal Services), strike "\$19,796,700" and substitute "\$19,466,700".

On Exhibit A, page 3, line 41, (Detention Center – Ordnance Road - Inmates – 7001-Personal Services), strike "\$12,763,600" and substitute "\$12,543,600".

(Increases turnover by \$550,000 based on expenditure history.)

AMENDMENTS TO BILL NO. 23-14
(Operating Budget)

June 4, 2014

Introduced by The Entire Council

Amendment No. 49 PASSED

On page 2, line 24, (Fire Department), strike "\$103,254,800" and substitute "\$102,144,800".

On Exhibit A, page 4, line 20, (Fire Department – Planning & Logistics – 8700-Grants, Contributions & Other), strike "\$425,000" and substitute "\$0".

On Exhibit A, page 4, line 22, (Fire Department – Operations – 7001-Personal Services), strike "\$74,221,400" and substitute "\$73,536,400".

(Reduces Grants, Contributions & Other by \$425,000 to eliminate matching funds on a grant that has not been received. Reduces Personal Services by \$685,000 to increase turnover on eight new positions and corrects overtime and FICA.)

AMENDMENTS TO BILL NO. 23-14
(Operating Budget)

June 4, 2014

Introduced by The Entire Council

Amendment No. 50 PASSED

On page 2, line 26, (Department of Health), strike “\$34,047,700” and substitute “\$33,897,700”.

On Exhibit A, page 4, line 34, (Health Department – Administration & Operations – 7001-Personal Services), strike “\$2,787,500” and substitute “\$2,757,500”.

On Exhibit A, page 4, line 41, (Health Department – Disease Prevention & Mgmt – 7001-Personal Services), strike “\$2,528,000” and substitute “\$2,503,000”.

On Exhibit A, page 4, line 46, (Health Department – Environmental Health Services – 7001-Personal Services), strike “\$5,858,200” and substitute “\$5,845,200”.

On Exhibit A, page 4, line 51, (Health Department – School Health & Support – 7001-Personal Services), strike “\$12,022,400” and substitute “\$11,977,400”.

On Exhibit A, page 5, line 7, (Health Department – Behavioral Health Services – 7001-Personal Services), strike “\$4,002,400” and substitute “\$3,977,400”.

On Exhibit A, page 5, line 14, (Health Department – Family Health Services – 7001-Personal Services), strike “\$1,792,700” and substitute “\$1,780,700”.

(Decreases the appropriation for state health insurance by \$150,000 to recognize two premium holidays.)

AMENDMENTS TO BILL NO. 23-14
(Operating Budget)

June 4, 2014

Introduced by The Entire Council

Amendment No. 51 PASSED

On page 2, line 28, (Department of Inspections and Permits), strike "\$11,665,700" and substitute "\$11,490,700".

On Exhibit A, page 5, line 28, (Inspections and Permits – Permit Applications – 7001-Personal Services), strike "\$2,729,600" and substitute "\$2,689,600".

On Exhibit A, page 5, line 33, (Inspections and Permits – Inspection Services – 7001-Personal Services), strike "\$8,073,100" and substitute "\$7,938,100".

(Increases turnover by \$175,000 based on expenditure history.)

AMENDMENTS TO BILL NO. 23-14
(Operating Budget)

June 4, 2014

Introduced by The Entire Council

Amendment No. 52 PASSED

On page 2, line 34, (Office of Finance), strike "\$7,966,500" and substitute "\$7,866,500".

On Exhibit A, page 6, line 17, (Office of Finance – Accounting & Control – 8500-Capital Outlay), strike "\$100,000" and substitute "\$0".

(Reduces Capital Outlay by \$100,000 for the financial software being considered for purchase.)

AMENDMENTS TO BILL NO. 23-14
(Operating Budget)

June 4, 2014

Introduced by The Entire Council

Amendment No. 53 PASSED

On page 2, line 36, (Office of Finance -- Non-Departmental), strike "\$195,690,800" and substitute "\$195,450,800".

On Exhibit A, page 6, line 38, (Office of Finance Non-Departme -- Contribution to Self Insur -- 8700-Grants, Contributions & Other), strike "\$13,182,000" and substitute "\$12,942,000".

(Reduces the General Fund Contribution to the Self Insurance Fund by \$240,000 for property retention costs.)

AMENDMENTS TO BILL NO. 23-14
(Operating Budget)

June 4, 2014

Introduced by The Entire Council

Amendment No. 54 PASSED

On page 2, line 40, (Office of the Sheriff), strike "\$8,684,600" and substitute "\$8,654,600".

On Exhibit A, page 7, line 8, (Office of the Sheriff – Office of the Sheriff – 7001-Personal Services), strike "\$7,671,000" and substitute "\$7,641,000".

(Decreases Special Pays by \$30,000 to correct a math error.)

AMENDMENTS TO BILL NO. 23-14
(Operating Budget)

June 4, 2014

Introduced by The Entire Council

Amendment No. 55 PASSED

On page 2, line 46, (Office of Personnel), strike "\$6,072,100" and substitute "\$5,972,100".

On Exhibit A, page 7, line 30, (Personnel Office – Office of Personnel – 7001-Personal Services), strike "\$3,978,200" and substitute "\$3,928,200".

On Exhibit A, page 7, line 33, (Personnel Office – Office of Personnel – 8400-Business & Travel), strike "\$224,500" and substitute "\$174,500".

(Increases turnover by \$50,000 based on expenditure history. Reduces training costs in Business and Travel by \$50,000 based on historical funding for training initiatives.)

AMENDMENTS TO BILL NO. 23-14
(Operating Budget)

June 4, 2014

Introduced by The Entire Council

Amendment No. 56 PASSED

On page 2, line 48, (Office of Planning and Zoning), strike "\$8,540,200" and substitute "\$8,440,200".

On Exhibit A, page 7, line 36, (Planning and Zoning – Administration – 7001-Personal Services), strike "\$3,947,900" and substitute "\$3,897,900".

On Exhibit A, page 7, line 43, (Planning and Zoning – Development – 7001-Personal Services), strike "\$3,499,000" and substitute "\$3,449,000".

(Increases turnover by \$100,000 based on expenditure history.)

AMENDMENTS TO BILL NO. 23-14
(Operating Budget)

June 4, 2014

Introduced by The Entire Council

Amendment No. 57 PASSED

On page 3, line 1, (Police Department), strike "\$119,843,200" and substitute "\$119,778,200".

On Exhibit A, page 7, line 47, (Police Department – Patrol Services – 7200-Contractual Services), strike "\$481,900" and substitute "\$431,900".

On Exhibit A, page 8, line 14, (Police Department – Admin Services – 7200-Contractual Services), strike "\$13,183,100" and substitute "\$13,168,100".

(Reduces the Contractual Services by \$50,000 for the prisoner transport contract and by \$15,000 for Centrex based on expenditure history.)

AMENDMENTS TO BILL NO. 23-14
(Operating Budget)

June 4, 2014

Introduced by The Entire Council

Amendment No. 58 PASSED

On page 3, line 5, (Department of Public Works), strike "\$33,462,600" and substitute "\$33,221,600".

On Exhibit A, page 8, line 32, (Public Works – Bureau of Highways – 7001-Personal Services), strike "\$13,267,200" and substitute "\$13,217,200".

On Exhibit A, page 8, line 33, (Public Works – Bureau of Highways – 7200-Contractual Services), strike "\$11,023,800" and substitute "\$10,932,800".

On Exhibit A, page 8, line 36, (Public Works – Bureau of Highways – 8500-Capital Outlay), strike "\$1,467,500" and substitute "\$1,367,500".

(Increases turnover by \$50,000 based on expenditure history. Increases Contractual Services - WPRF reimbursement by \$91,000 to reflect estimated reimbursement in fiscal year 2015. Reduces Capital Outlay by \$100,000 for estimated trade-in values on vehicles being replaced.)

AMENDMENTS TO BILL NO. 23-14
(Operating Budget)

June 4, 2014

Introduced by The Entire Council

Amendment No. 59 PASSED

On page 3, line 7, (Department of Recreation and Parks), strike "\$23,697,900" and substitute "\$23,342,900".

On Exhibit A, page 8, line 41, (Recreation and Parks – Director’s Office – 8000-Supplies & Materials), strike "\$115,000" and substitute "\$100,000".

On Exhibit A, page 8, line 46, (Recreation and Parks – Recreation – 7001-Personal Services), strike "\$4,455,300" and substitute "\$4,375,300".

On Exhibit A, page 8, line 47, (Recreation and Parks – Recreation – 7200-Contractual Services), strike "\$2,004,300" and substitute "\$1,992,300".

On Exhibit A, page 9, line 7, (Recreation and Parks – Parks – 7001-Personal Services), strike "\$5,711,500" and substitute "\$5,491,500".

On Exhibit A, page 9, line 8, (Recreation and Parks – Parks – 7200-Contractual Services), strike "\$1,868,900" and substitute "\$1,850,900".

On Exhibit A, page 9, line 9, (Recreation and Parks – Parks – 8000-Supplies & Materials), strike "\$469,600" and substitute "\$459,600".

(Increases turnover by \$300,000 based on their expenditure history. Reduces Contractual Services by \$30,000 based on expenditure history. Reduces Supplies and Materials by \$25,000 based on expenditure history.)

AMENDMENTS TO BILL NO. 23-14
(Operating Budget)

June 4, 2014

Introduced by The Entire Council

Amendment No. 60 PASSED

On page 4, line 2, (Section 10. Waste Collection Fund), strike "\$54,577,900" and substitute "\$54,577,900".

On Exhibit B, page 4, line 27, (Waste Collection Fund – Waste Mgmt. Services – 8700-Grants, Contribution & Other), strike "\$6,348,700" and substitute "\$6,348,700".

(Decreases pro rata shares to the General Fund by \$60,000 and increases the pro rata shares to the Utility Fund by \$147,000. Reduces pay-go by \$87,000.)

AMENDMENTS TO BILL NO. 23-14
(Operating Budget)

June 4, 2014

Introduced by The Entire Council

Amendment No. 61 PASSED

On page 2, line 38, (Office of the Budget), strike "\$1,123,100" and substitute "\$1,073,100".

On Exhibit A, page 6, line 47, (Office of the Budget – Budget and Management Analysis – 7001-
Personal Services), strike "\$1,095,500" and substitute "\$1,045,500".

(Increases turnover by \$50,000 on two vacant positions.)

AMENDMENTS TO BILL NO. 23-14
(Operating Budget)

June 4, 2014

Introduced by The Entire Council

Amendment No. 62 PASSED

On page 7, line 46, strike "\$33,968,000" and substitute "\$25,495,400".

On page 7, line 48, strike "Exhibit D" and substitute "Exhibit D-1"

Strike Exhibit D in its entirety and substitute the attached amended Exhibit D-1.

(Exhibit D-1 corrects the debt service amounts on impact fee bonds and reduces the amounts appropriated from the Impact Fee Fund to the Capital Projects Fund.)

AMENDMENTS TO BILL NO. 23-14
(Operating Budget)

June 4, 2014

Introduced by The Entire Council

Amendment No. 63 **WITHDRAWN**

On page 3, line 3, (Department of Public Libraries), strike "\$18,584,000" and substitute "\$18,264,000".

On page 6, line 10, (Library Fund – Personal Services), strike "\$17,425,100" and substitute "\$17,175,100".

On page 6, line 12, (Library Fund – Contractual Services), strike "\$1,193,500" and substitute "\$1,123,500".

On Exhibit A, page 8, line 18, (Public Libraries), strike "\$18,584,000" and substitute "18,264,000".

(Reduces Personal Services by \$250,000:

- *Longevity Pay - \$120,000*
- *Special Pays - \$75,000*
- *Turnover - \$40,000*
- *FICA - \$15,000*

Reduces Contractual Services by \$70,000 based on expenditure history and new initiatives.)

AMENDMENTS TO BILL NO. 23-14
(Operating Budget)

June 4, 2014

Introduced by The Entire Council

Amendment No. 64 PASSED

On page 2, line 6, (Chief Administrative Officer), strike "\$10,698,100" and substitute "\$10,488,100".

On Exhibit A, page 2, line 8, (Chief Administrative Office – Management & Control – 7001-Personal Services), strike "\$476,400" and substitute "\$416,400".

On Exhibit A, page 2, line 9, (Chief Administrative Office – Management & Control – 7200-Contractual Services), strike "\$155,500" and substitute "\$5,500".

(Reduces Personal Services by \$60,000 to fund existing contractual employees. Reduces contractual services by \$150,000 to eliminate funding for a proposed school construction study.)

AMENDMENTS TO BILL NO. 23-14
(Capital Budget)

June 4, 2014

Introduced by Mr. Walker

Amendment No. 65 PASSED

On page 13, line 32, (Add'l Salt Storage Capacity) strike "\$1,000,000" and substitute "\$500,000."

(Reduces FY15 bonds by \$500,000 to allow for one of two proposed salt storage structures.)

AMENDMENTS TO BILL NO. 23-14
(Operating Budget)

June 4, 2014

Introduced by The Entire Council

Amendment No. 66 PASSED

On page 4, line 36, (Administration), strike "\$28,212,200" and substitute "\$28,868,500."

On page 4, line 38, (Mid-Level Administration), strike "\$65,831,100" and substitute "\$66,186,600."

On page 4, line 40, (Instructional Salaries and Wages), strike "\$376,448,900" and substitute "\$382,779,096."

On page 4, line 42, (Other Instructional Costs), strike "\$15,599,700" and substitute "\$15,842,500."

On page 4, line 44, (Textbooks and Classroom Supplies), strike "\$30,851,900" and substitute "\$31,097,000."

On page 4, line 46, (Pupil Services), strike "\$6,819,000" and substitute "\$6,973,300."

On page 4, line 48, (Pupil Transportation), strike "\$53,753,100" and substitute "\$53,377,100."

On page 5, line 1, (Operation of Plant), strike "\$63,580,800" and substitute "\$64,450,800."

On page 5, line 3, (Maintenance of Plant), strike "\$17,211,900" and substitute "\$17,348,600."

On page 5, line 5, (Fixed Charges), strike "\$205,760,200" and substitute "\$196,155,004."

On page 5, line 9, (Capital Outlay), strike "\$3,562,200" and substitute "\$3,636,800."

On page 5, line 11, (Special Education), strike "\$123,813,600" and substitute "\$124,729,300."

(This amendment reduces funding to the BOE across major categories for:

** \$5,267,313 to fully fund proposed TAAC agreement with restructured salary scales and FY15 STEP increases*

** \$528,838 for magnet program expansion:*

- 2 teachers – Biomedical Health at Glen Burnie High School

- 3.5 teachers - PVA at Annapolis & Broadneck High Schools – no funding for PVA positions at Studio 39

- 2 teachers – STEM – Old Mill South Middle School

- no funding for 2 teachers to implement new STEM program at Lindale Middle School

** \$493,577 for English Language Acquisition Staffing*

** \$185,430 for Bilingual Facilitators*

This amendment reduces Fixed Charges a net amount of \$9,661,200 and reduces Transportation \$1,000,000)

AMENDMENTS TO BILL NO. 23-14
(Operating Budget)

June 4, 2014

Introduced by Mr. Jones

Amendment No. 67 **DEFEATED**

On page 4, line 18, (Anne Arundel Community College – Instruction), strike “\$59,126,200” and substitute “\$57,426,200”.

On Exhibit B, page 2, line 12, (Video Lottery Impact Aid Fund – Community College – 8700-Grants, Contributions & Other), strike “\$1,700,000” and substitute “\$0”.

On Exhibit B, page 2, line 21, (Video Lottery Impact Aid Fund – Office of Finance Non-Departme – 8700-Grants, Contributions & Other), strike “\$2,800,000” and substitute “\$4,500,000”.

(Reduces the VLT contribution to the Community College by \$1,700,000 and increases the VLT contribution to the Office of Finance Non-Departmental to provide capital funding for Jessup Elementary School.)

AMENDMENTS TO BILL NO. 23-14
(Capital Program)

June 4, 2014

Introduced by Mr. Jones

Amendment No. 68 WITHDRAWN

On page 21, in line 47 after “years” insert “as amended by the following:”

Excepting Jessup ES in the amount of \$1,700,000 in the fiscal year ending June 30, 2017.”

(Decreases FY17 impact fee funding by \$1,700,000.)

AMENDMENTS TO BILL NO. 23-14
(Capital Budget)

June 4, 2014

Introduced by Mr. Jones

Amendment No. 69 WITHDRAWN

On page 14, following line 49, add the following:

“Jessup ES \$1,700,000”

(Increases FY15 Miscellaneous (VLT funding) by \$1,700,000.)

AMENDMENTS TO BILL NO. 23-14
(Capital Budget)

June 4, 2014

Introduced by Mr. Walker

Amendment No. 70 PASSED

On page 15, line 3, (Maintenance Backlog) strike "\$5,500,000" and substitute "\$5,620,000."

(Increases FY15 pay-go by \$545,000 and decreases FY bonds by \$425,000 to fund field improvements at South River High School.)

AMENDMENTS TO BILL NO. 23-14
(Operating Budget)

June 4, 2014

Introduced by The Entire Council

Amendment No. 71 PASSED

On page 3, line 16, (Section 3. Water and Wastewater Operating Fund), strike "\$106,307,000" and substitute "\$86,786,000".

On Exhibit B, page 3, line 39, (Water & Wstwtr Operating Fund – Bureau of Engineering – 7200-Contractual Services), strike "\$96,200" and substitute "\$81,200".

On Exhibit B, page 3, line 44, (Water & Wstwtr Operating Fund – Water & Wstwtr Operations – 7200-Contractual Services), strike "\$27,728,800" and substitute "\$27,218,800".

On Exhibit B, page 3, line 47, (Water & Wstwtr Operating Fund – Water & Wstwtr Operations – 8500-Capital Outlay), strike "\$1,338,400" and substitute "\$1,248,400".

On Exhibit B, page 3, line 48, (Water & Wstwtr Operating Fund – Water & Wstwtr Operations – 8700-Grants, Contributions & Other), strike "\$20,716,600" and substitute "\$3,240,600".

On Exhibit B, page 4, line 8, (Water & Wstwtr Operating Fund – Water & Wstwtr Finance & Admin – 7200-Contractual Services), strike "\$3,680,200" and substitute "\$2,960,200".

On Exhibit B, page 4, line 12, (Water & Wstwtr Operating Fund – Water & Wstwtr Finance & Admin – 8700-Grants, Contributions & Other), strike "\$10,855,000" and substitute "\$10,145,000".

(Reduces Contractual Services:

- *Office Refurbishments - \$15,000*
- *Other insurance - \$100,000*
- *Lab testing services - \$75,000*
- *Management services - \$250,000*
- *Custodial services - \$25,000*
- *DP software - \$25,000*
- *Operating equipment service - \$35,000*
- *Utility water / sewer purchases - \$720,000*

Reduces Capital Outlay for automotive equipment by \$90,000 for estimated trade-in values.

Reduces Grants, Contributions & Other:

- *Pay-go - \$17,476,000 to reflect reductions in the capital budget.*
- *Pro rata shares - \$710,000 to correct an error.)*

AMENDMENTS TO BILL NO. 23-14
(Capital Budget)

June 4, 2014

Introduced by The Entire Council

Amendment No. 72 PASSED

On page 15, line 23, (Severna Park HS) strike "\$49,951,000" and substitute
"\$50,153,000."

*(Increases FY15 IAC by \$202,000; reduce FY15 pay-go by \$2,878,000 and increase
FY15 bonds by \$2,878,000.)*

AMENDMENTS TO BILL NO. 23-14
(Operating Budget)

June 4, 2014

Introduced by The Entire Council

Amendment No. 73 PASSED

On page 2, line 18, (Office of Information Technology), strike "\$16,927,900" and substitute "\$16,837,900".

On Exhibit A, page 5, line 22, (Information Technology – Office of Info. Technology – 7200-Contractual Services), strike "\$7,550,400" and substitute "\$7,460,400".

(Reduces Contractual Services by \$90,000 based on expenditure history and new initiatives.)

AMENDMENTS TO BILL NO. 23-14

June 4, 2014

Introduced by The Entire Council

Amendment No. 74

On page 4, in line 8, strike “Video Lottery Impact Aid Fund” and substitute “Video Lottery Facility Local Impact Grant Special Revenue Fund”

On Exhibit B, page 2, line 6, strike “Video Lottery Impact Aid Fund” and substitute “Video Lottery Facility Local Impact Grant Special Revenue Fund”

(This amendment corrects the name of the fund for the Video Lottery Facility Local Impact Grant Special Revenue Fund.)

AMENDMENTS TO BILL NO. 23-14
(Capital Budget)

June 4, 2014

Introduced by The Entire Council

Amendment No. 75 PASSED

On page 15, line 23, (Severna Park HS) strike "\$49,951,000" and substitute
"\$49,951,000."

*(Increases FY15 IAC by \$202,000; reduce FY15 pay-go by \$3,080,000 and increase
FY15 bonds by \$2,878,000.)*

AMENDMENTS TO BILL NO. 23-14
(Prior Council Approval)

June 6, 2014

Introduced by The Entire Council

Amendment No. 76 PASSED

On page 21, following line 42, add the following:

“Reduce the \$68,659,196 appropriation for Elevated Water Storage by \$17,000,000.”

(Reduces prior approved water bonds by \$17,000,000.)

AMENDMENTS TO BILL NO. 23-14
(Operating Budget)

June 4, 2014

Introduced by The Entire Council

Amendment No. 77 PASSED

On page 2, line 46, (Office of Personnel), strike "\$6,072,100" and substitute "\$6,022,100".

On Exhibit A, page 7, line 30, (Personnel Office – Office of Personnel – 7001-Personal Services), strike "\$3,978,200" and substitute "\$3,928,200".

(Increases turnover by \$50,000 based on expenditure history.)

AMENDMENTS TO BILL NO. 23-14
(Operating Budget)

June 6, 2014

Introduced by Mr. Grasso, Chairman
(by request of the County Executive)

Amendment No. 78 PASSED

On page 2, line 6 (Chief Administrative Officer), strike "\$10,698,100" and substitute "\$ 10,800,000".

On Exhibit A, page 2, line 8 (Chief Administrative Office – Management & Control – 7001-Personal Services), strike "\$476,400" and substitute "\$ 416,400".

On Exhibit A, page 2, line 9 (Chief Administrative Office – Management & Control – 7200-Contractual Services), strike "\$155,500" and substitute "\$ 5,500".

On Exhibit A, page 2, line 13 (Chief Administrative Office – Management & Control – 8700-Grants, Contributions & Other), strike "\$996,700" and substitute "\$ 1,308,600".

(Reduces Personal Services by \$60,000 to fund existing contractual employees. Reduces contractual services by \$150,000 to eliminate funding for a proposed school construction study.

Increases the CAO Community Grants by 311,900 to restore grants to the FY2014 amount and add new grants to: Annapolis Wellness Corp, Arundel Lodge, Best Buddies International, Opportunities Industrialization Center of AA County, Rise for Autism, Samaritan House, and Muscular Dystrophy Association. A revised page 105 of the Proposed Current Expense Budget and Budget Message provides the detail.)

AMENDMENTS TO BILL NO. 23-14

(Operating Budget)

June 6, 2014

Introduced by Mr. Grasso, Chairman
(by request of the County Executive)

Amendment No. 79 PASSED

On page 2, line 40 (Office of the Sheriff), strike "\$8,684,600" and substitute "\$ 8,797,500".

On Exhibit A, page 7, line 8 (Office of the Sheriff – 7001-Personal Services), strike "\$7,671,000" and substitute "\$ 7,694,600".

On Exhibit A, page 7, line 9 (Office of the Sheriff – 7200 – Contractual Services), strike "\$557,300" and substitute "\$ 576,800".

On Exhibit A, page 7, line 10 (Office of the Sheriff – 8000-Supplies & Materials), strike "\$139,900" and substitute "\$ 144,300".

On Exhibit A, page 7, line 12 (Office of the Sheriff – 8500-Capital Outlay), strike "\$28,800" and substitute "\$ 94,200".

(Increases the Office of Sheriff by \$112,900 to fund 2 positions and associated equipment and vehicles less \$30,000 of special pays.)

AMENDMENTS TO BILL NO. 23-14

(Operating Budget)

June 6, 2014

Introduced by Mr. Grasso, Chairman
(by request of the County Executive)

Amendment No. 80 PASSED

On page 3, line 1 (Police Department), strike "\$119,843,200" and substitute
"\$120,878,200"

On Exhibit A, page 8, line 13, Police – Admin Services – 7001 Personal Services, strike
"\$25,824,300" and substitute "\$26,405,300"

On Exhibit A, page 8, line 14, Police – Admin Services – 7200 Contractual Services,
strike "\$13,183,100" and substitute "\$13,247,100"

On Exhibit A, page 8, line 17, Police – Admin Services – 8500 Capital Outlay, strike
"\$1,594,500" and substitute "\$1,984,500"

*(Increases the number of new Police Officer positions by 10 for a total of 30 new Police
Officers and related expenses at a total cost of \$1,100,000 and removes \$65,000 in
funding as adopted by the Council)*

AMENDMENTS TO BILL NO. 23-14

(Operating Budget)

June 6, 2014

Introduced by Mr. Grasso, Chairman
(by request of the County Executive)

Amendment No. 81 PASSED

On page 7, line 36 (Watershed Protection and Restoration Fund), strike "\$16,775,700" and substitute "\$ 17,378,900".

On Exhibit B, page 4, line 31 (Central Services – Purchasing – 7001-Personal Services), strike "\$118,500" and substitute "\$ 151,500".

On Exhibit B, page 5, line 14 (Public Works – Bureau of Highways – 7200-Contractual Services), strike "\$2,005,500" and substitute "\$ 2,096,500".

On Exhibit B, page 5, line 25 (Public Works – Watershed Protection and Restor – 8700-Grants, Contribution and Other), strike "\$1,862,700" and substitute "\$ 2,341,900".

(Increases the Watershed Protection and Restoration Fund by \$603,200:

- 1. Increases the transfer from Watershed Protection and Restoration Fund to General Fund by \$33,000 to cover actual costs of Purchasing Bureau employees working on WPRF activities.*
- 2. Increases the transfer from Watershed Protection and Restoration Fund to General Fund by \$91,000 to cover full amount of estimated reimbursable contractual work performed by Bureau of Highways.*
- 3. Increases the transfer from Watershed Protection and Restoration Fund to General Fund by \$479,200 to correct the Pro-rata share allocations.)*

AMENDMENTS TO BILL NO. 23-14

(Operating Budget)

June 6, 2014

Introduced by Mr. Grasso, Chairman
(by request of the County Executive)

Amendment No. 82 PASSED

On page 7, line 41 (Grants Special Revenue Fund), strike "\$36,182,400" and substitute "\$ 36,262,400".

On page 7, line 48, strike "Exhibit C" and substitute "Exhibit C-1"

Strike Exhibit C in its entirety and substitute the attached amended Exhibit C-1.

(Increases the States Attorney Grant Special Revenue Fund by 80,000 to correct the grant budgets for FY2015. This includes the recognition of \$69,100 of general fund contribution to provide anticipated matches for SAO grants.

This amendment also amends Exhibit C to correct the appropriation for GST00215-Drug Treatment Court Commission, GST00715-Victims of Crime Assistance, GST00954-Danger Assessment Advocate, GST01115-St Cap Cities Safe Str Initiative, GST00314-Edward Byrne Memorial Justice grants.)

AMENDMENTS TO BILL NO. 23-14

(Capital Budget)

June 6, 2014

Introduced by Mr. Grasso, Chairman
(by request of the County Executive)

Amendment No. 83 PASSED

On page 15, following line 45, add the following:

“Galesville Fire Station \$810,000.”

(Increases FY15 bonds by \$810,000.)

AMENDMENTS TO BILL NO. 23-14
(Capital Program)

June 6, 2014

Introduced by Mr. Grasso, Chairman
(by request of the County Executive)

Amendment No. 84 PASSED

On page 21 in line 47, after “years,” insert “as amended by the following:”

Excepting Galesville Fire Department in the amount of \$804,000 in the fiscal year ending June 30, 2016.”

(Reduces bonds by \$804,000 in FY16.)

AMENDMENTS TO BILL NO. 23-14
(Capital Program)

June 6, 2014

Introduced by Mr. Grasso, Chairman
(by request of the County Executive)

Amendment No. 85 **PASSED**

On page 21 in line 47, after “years,” insert “as amended by the following:”

Excepting PT-OF-10 in the amount of \$18,652,200 in the fiscal year ending June 30, 2020.”

(Reduces WPRF bonds by \$18,652,200 in FY20.)

AMENDMENTS TO BILL NO. 23-14
(Capital Program)

June 6, 2014

Introduced by Mr. Grasso, Chairman
(by request of the County Executive)

Amendment No. 86 PASSED

On page 21 in line 47, after “years,” insert “as amended by the following:”

Excepting PN-OF-03 in the amount of \$13,470,200 in the fiscal year ending June 30, 2020.”

(Reduces WPRF bonds by \$13,470,200 in FY20.)

AMENDMENTS TO BILL NO. 23-14
(Capital Program)

June 6, 2014

Introduced by Mr. Grasso, Chairman
(by request of the County Executive)

Amendment No. 87 PASSED

On page 21 in line 47, after “years,” insert “as amended by the following:”

Excepting MP-OF-01 in the amount of \$3,404,700 in the fiscal year ending June 30, 2020.”

(Reduces WPRF bonds by \$3,404,700 in FY20.)

AMENDMENTS TO BILL NO. 23-14
(Capital Program)

June 6, 2014

Introduced by Mr. Grasso, Chairman
(by request of the County Executive)

Amendment No. 88 PASSED

On page 21 in line 47, after “years,” insert “as amended by the following:”

Excepting SE-OF-04 in the amount of \$8,584,000 in the fiscal year ending June 30, 2020.”

(Reduces WPRF bonds by \$8,584,000 in FY20.)

AMENDMENTS TO BILL NO. 23-14
(Capital Program)

June 6, 2014

Introduced by Mr. Grasso, Chairman
(by request of the County Executive)

Amendment No. 89 **PASSED**

On page 21 in line 47, after “years,” insert “as amended by the following:”

Excepting SE-OF-05 in the amount of \$8,872,500 in the fiscal year ending June 30, 2020.”

(Reduces WPRF bonds by \$8,872,500 in FY20.)

AMENDMENTS TO BILL NO. 23-14
(Capital Program)

June 6, 2014

Introduced by Mr. Grasso, Chairman
(by request of the County Executive)

Amendment No. 90 PASSED

On page 21 in line 47, after “years,” insert “as amended by the following:”

Excepting SO-OF-07 in the amount of \$9,844,700 in the fiscal year ending June 30, 2020.”

(Reduces WPRF bonds by \$9,844,700 in FY20.)

AMENDMENTS TO BILL NO. 23-14
(Capital Program)

June 6, 2014

Introduced by Mr. Grasso, Chairman
(by request of the County Executive)

Amendment No. 91 PASSED

On page 21 in line 47, after “years,” insert “as amended by the following:”

Excepting SO-OF-08 in the amount of \$5,283,500 in the fiscal year ending June 30, 2020.”

(Reduces WPRF bonds by \$5,283,500 in FY20.)

AMENDMENT TO BILL NO. 23-14
(Operating Budget)

June 6, 2014

Introduced by Mr. Grasso, Chairman

Amendment No. 92 PASSED

On Exhibit B, page 3, after line 16, insert:

“02807-Dorchester Special Tax District Fund”

(This amendment corrects a fund title omission in the original budget bill.)

AMENDMENTS TO BILL NO. 23-14
(Capital Budget)

June 6, 2014

Introduced by Mr. Grasso, Chairman

Amendment No. 93

On page 13 of the proposed bill, in lines 16 and 21, in each instance, strike "D" and substitute "C".

(This amendment corrects an incorrect subsection reference for Board of Education capital projects.)

AMENDMENTS TO BILL NO. 23-14
(Capital Budget)

June 6, 2014

Introduced by Mr. Grasso, Chairman

Amendment No. 94

On page 13 of the proposed bill, in line 28, after “lapse” insert “; and further provided that the remainder of funds for those projects set forth under Subsection G of this Section are appropriated, contingent upon funding of these projects by the State of Maryland or Anne Arundel Community College pursuant to Titles 11 and 16 of the Education Article, Annotated Code of Maryland; and further provided that, if the State or Anne Arundel Community College does not provide the non-County share of funding for projects under Subsection G, Anne Arundel Community College shall resubmit the unfunded portion of the project to the County Executive and County Council for fiscal or funding review and future authority and, if Anne Arundel Community College or the County Council does not approve (as necessary, by the adoption or amendment of a Bond Authorization Ordinance) the expenditure of County funds for that unfunded portion of such project, or if Anne Arundel Community College does not resubmit the unfunded portion of the project for fiscal and funding review and further authority, the appropriation for such portion shall lapse”.

(This amendment makes County funding for capital projects for Anne Arundel Community College contingent upon: (1) the State or Anne Arundel Community College providing its share of the funding for those projects; or (2) Anne Arundel Community College resubmitting the unfunded portion of the project to the County, and the County appropriating funds for that unfunded portion.)

AMENDMENTS TO BILL NO. 23-14
(Capital Budget)

June 6, 2014

Introduced by Mr. Grasso, Chairman

Amendment No. 95 **PASSED**

On page 12, line 49, (Upgr/Retrofit SPS), strike "\$4,775,000" and substitute "\$4,775,000."

(Reduces FY15 wastewater pay-go by \$3,220,000 and increases FY15 wastewater bonds by \$3,220,000.)

AMENDMENTS TO BILL NO. 23-14
(Operating Budget)

June 6, 2014

Introduced by Mr. Grasso, Chairman

Amendment No. 96 PASSED

On page 3, line 16, (Section 3. Water and Wastewater Operating Fund), strike "\$106,307,000" and substitute "\$88,142,000".

On Exhibit B, page 3, line 39, (Water & Wstwtr Operating Fund – Bureau of Engineering – 7200-Contractual Services), strike "\$96,200" and substitute "\$81,200".

On Exhibit B, page 3, line 44, (Water & Wstwtr Operating Fund – Water & Wstwtr Operations – 7200-Contractual Services), strike "\$27,728,800" and substitute "\$27,218,800".

On Exhibit B, page 3, line 47, (Water & Wstwtr Operating Fund – Water & Wstwtr Operations – 8500-Capital Outlay), strike "\$1,338,400" and substitute "\$1,248,400".

On Exhibit B, page 3, line 48, (Water & Wstwtr Operating Fund – Water & Wstwtr Operations – 8700-Grants, Contributions & Other), strike "\$20,716,600" and substitute "\$4,596,600".

On Exhibit B, page 4, line 8, (Water & Wstwtr Operating Fund – Water & Wstwtr Finance & Admin – 7200-Contractual Services), strike "\$3,680,200" and substitute "\$2,960,200".

On Exhibit B, page 4, line 12, (Water & Wstwtr Operating Fund – Water & Wstwtr Finance & Admin – 8700-Grants, Contributions & Other), strike "\$10,855,000" and substitute "\$10,145,000".

(Reduces Contractual Services:

- *Office Refurbishments - \$15,000*
- *Other insurance - \$100,000*
- *Lab testing services - \$75,000*
- *Management services - \$250,000*
- *Custodial services - \$25,000*
- *DP software - \$25,000*
- *Operating equipment service - \$35,000*
- *Utility water / sewer purchases - \$720,000*

Reduces Capital Outlay for automotive equipment by \$90,000 for estimated trade-in values.

Reduces Grants, Contributions & Other:

- *Pay-go - \$16,120,000 to reflect reductions in the capital budget.*
- *Pro rata shares - \$710,000 to correct an error.)*

AMENDMENTS TO BILL NO. 23-14
(Operating Budget)

June 6, 2014

Introduced by Mr. Grasso, Chairman

Amendment No. 97 PASSED

On page 2, line 6, (Chief Administrative Officer), strike "\$10,698,100" and substitute "\$13,595,900".

On page 2, line 36, (Office of Finance – Non-Departmental), strike "\$195,690,800" and substitute "\$194,467,300."

On Exhibit A, page 2, line 8, (Chief Administrative Office – Management & Control – 7001-Personal Services), strike "\$476,400" and substitute "\$416,400".

On Exhibit A, page 2, line 9, (Chief Administrative Office – Management & Control – 7200-Contractual Services), strike "\$155,500" and substitute "\$5,500".

On Exhibit A, page 2, line 13, (Chief Administrative Office – Management & Control – 8700-Grants, Contributions & Other), strike "\$996,700" and substitute "\$1,308,600".

On Exhibit A, page 2, line 15, (Chief Administrative Office – Contingency – 8700-Grants, Contributions & Other), strike "\$8,000,000" and substitute "\$10,795,900".

On Exhibit A, page 6, line 26, (Office of Finance Non-Departmental – Pay-As-You-Go – 8700-Grants, Contributions & Other), strike "\$24,000,000" and substitute "\$23,016,500".

On Exhibit A, page 6, line 38, (Office of Finance Non-Departmental – Contribution to Self Insur – 8700-Grants, Contributions & Other), strike "\$13,182,000" and substitute "\$12,942,000".

(Reduces Personal Services by \$60,000 to fund existing contractual employees. Reduces contractual services by \$150,000 to eliminate funding for a proposed school construction study. Increases the CAO Community Grants by \$311,900 as specified in the County Executive's letter dated June 4, 2014 and increases the Chief Administrative Office Contingency Fund by \$2,795,900. Reduces the appropriation for pay-go by \$983,500 to account for reductions to pay-go funding in the capital budget. Reduces the General Fund Contribution to the Self Insurance Fund by \$240,000 for property retention costs.)

Capital Budget and Program Fiscal Year 2015

Laura Neuman
County Executive

Karen Cook
Chief Administrative Officer



John R. Hammond
Budget Officer

Anne Arundel County Council

John J. Grasso
Chairperson

G. James Benoit
Derek Fink
Dick Ladd
Daryl Jones
Chris Trumbauer
Jerry Walker

FY2015 Approved Capital Budget and Program

Table of Contents

CAPITAL PROGRAM OVERVIEW

Debt Affordability	486
Project Class Summary	488
Funding Source Summary	489
Project Listings & Funding Details – by Class	
General County	493
Fire & Police.....	496
Recreation & Parks	498
Roads & Bridges.....	501
Traffic Control	504
Dredging.....	506
Water Quality Improvements	508
Stormwater Runoff Controls	510
Special Benefit Districts.....	512
School Off-Site	514
Board of Education	516
Community College.....	519
Library	521
Waste Management.....	523
Wastewater.....	525
Water	529
Watershed Protection and Restoration	532

INTRODUCTION TO THE PROJECT PAGES

Explanation of Terms.....	537
---------------------------	-----

FY 2015 Debt Affordability

	<u>FY 2015</u>	<u>FY 2016</u>	<u>FY 2017</u>	<u>FY 2018</u>	<u>FY 2019</u>	<u>FY 2020</u>
New Authority, Normal	\$120,000,000	\$120,000,000	\$120,000,000	\$120,000,000	\$120,000,000	\$120,000,000
Not used in prior year	\$35,600,000					
New Authority, IPA's		\$3,000,000	\$3,000,000	\$3,000,000	\$3,000,000	\$3,000,000
Total New Authority Affordable	\$155,600,000	\$123,000,000	\$123,000,000	\$123,000,000	\$123,000,000	\$123,000,000

Affordability Ratios and Guidelines

Debt Service as % of Revenue	10.0%	9.2%	9.2%	9.7%	9.8%	10.0%	10.0%
Debt as % of Full Value	1.50%	1.29%	1.36%	1.36%	1.36%	1.35%	1.33%
Debt as % of Personal Income	3.0%	2.7%	2.8%	2.8%	2.7%	2.7%	2.6%
Debt per Capita	\$2,000	\$1,805	\$1,931	\$1,978	\$2,017	\$2,047	\$2,072

Debt Service	\$121,231,614	\$126,115,917	\$136,739,613	\$144,170,902	\$150,865,812	\$156,173,800
Debt at end of fiscal year	\$998,510,171	\$1,074,383,295	\$1,107,490,397	\$1,135,748,486	\$1,159,693,911	\$1,181,183,812
General Fund Revenues	\$1,323,962,000	\$1,369,000,000	\$1,416,000,000	\$1,465,000,000	\$1,516,000,000	\$1,569,000,000
Estimated Full Value (000)	\$77,373,480	\$78,773,441	\$81,137,000	\$83,571,000	\$86,078,000	\$88,660,000
Total Personal Income (000)	\$36,362,000	\$37,998,000	\$39,708,000	\$41,495,000	\$43,362,000	\$45,313,000
Population	553,160	556,479	559,817	563,176	566,555	569,955

**BONDS & PAYGO AFFORDABILITY
 COMPARED WITH
 USE OF BONDS & PAYGO IN PROPOSED BUDGET**

Bonds Affordability

	<u>FY2015</u>	<u>FY2016</u>	<u>FY2017</u>	<u>FY2018</u>	<u>FY2019</u>	<u>FY2020</u>
New Authority, Normal	120,000,000	120,000,000	120,000,000	120,000,000	120,000,000	120,000,000
Not Used in Prior Year	35,600,000					
Adjusted Affordability	155,600,000	120,000,000	120,000,000	120,000,000	120,000,000	120,000,000
Use of New Bond Authority	137,761,000	149,124,000	112,326,000	123,967,000	129,021,000	94,721,000

PayGo Affordability

Recurring Revenues for PayGo	10,000,000	10,000,000	10,000,000	10,000,000	10,000,000	10,000,000
"One-Time" Revenue	14,000,000	10,000,000	5,000,000			
Bond Premium	14,815,000	5,000,000	0			
Adjusted Affordability	38,815,000	25,000,000	15,000,000	10,000,000	10,000,000	10,000,000
Use of PayGo (including Bond Premium)	37,831,500	20,000,000	15,000,000	10,350,000	10,350,000	10,350,000

Bonds & PayGo Affordability (Combined)

Bonds & PayGo Affordability	194,415,000	145,000,000	135,000,000	130,000,000	130,000,000	130,000,000
Use of Bonds & PayGo (incl. Bond Prem.)	175,592,500	169,124,000	127,326,000	134,317,000	139,371,000	105,071,000
Amount Over (Under) Affordability	(18,822,500)	24,124,000	(7,674,000)	4,317,000	9,371,000	(24,929,000)
Cumulative:		5,301,500	(2,372,500)	1,944,500	11,315,500	(13,613,500)

Project Class	Council Approved							
	Total	Prior	FY2015	FY2016	FY2017	FY2018	FY2019	FY2020
General County	\$432,898,706	\$292,789,206	\$29,784,500	\$23,825,000	\$21,625,000	\$21,625,000	\$21,625,000	\$21,625,000
Fire & Police	\$80,228,808	\$24,455,808	\$5,313,000	\$17,325,000	\$10,609,000	\$6,165,000	\$10,570,000	\$5,791,000
Recreation & Parks	\$150,362,038	\$82,961,038	\$13,793,000	\$9,970,000	\$17,197,000	\$7,981,000	\$5,700,000	\$12,760,000
Roads & Bridges	\$278,186,633	\$149,756,744	\$25,163,889	\$24,847,000	\$19,631,000	\$20,338,000	\$19,225,000	\$19,225,000
Traffic Control	\$25,960,452	\$3,833,452	\$6,274,000	\$3,324,000	\$3,349,000	\$3,060,000	\$3,060,000	\$3,060,000
Dredging	\$28,358,978	\$18,181,978	\$2,394,000	\$2,983,000	\$1,200,000	\$1,200,000	\$1,200,000	\$1,200,000
Water Quality Improvements	\$28,170,315	\$25,788,315	\$2,382,000	\$0	\$0	\$0	\$0	\$0
Stormwater Runoff Controls	\$15,382,297	\$15,677,297	(\$295,000)	\$0	\$0	\$0	\$0	\$0
Special Benefit Districts	\$228,000	\$228,000	\$0	\$0	\$0	\$0	\$0	\$0
School Off-Site	\$3,142,139	\$1,642,139	\$250,000	\$250,000	\$250,000	\$250,000	\$250,000	\$250,000
Board of Education	\$1,395,699,697	\$766,100,697	\$153,401,000	\$126,708,000	\$93,741,000	\$111,267,000	\$94,783,000	\$49,699,000
Community College	\$110,173,000	\$43,446,000	\$3,221,000	\$2,200,000	\$1,700,000	\$8,206,000	\$20,700,000	\$30,700,000
Library	\$43,042,564	\$4,860,564	\$778,000	\$16,659,000	\$19,695,000	\$350,000	\$350,000	\$350,000
Sub-Tota General County	\$2,591,833,627	\$1,429,721,238	\$242,459,389	\$228,091,000	\$188,997,000	\$180,442,000	\$177,463,000	\$144,660,000
Waste Management	\$99,916,589	\$47,199,589	\$2,067,000	\$22,425,000	\$1,450,000	\$1,450,000	\$23,875,000	\$1,450,000
Sub-Tota Solid Waste	\$99,916,589	\$47,199,589	\$2,067,000	\$22,425,000	\$1,450,000	\$1,450,000	\$23,875,000	\$1,450,000
Wastewater	\$893,933,101	\$733,695,101	\$67,464,000	\$21,034,000	\$17,935,000	\$17,935,000	\$17,935,000	\$17,935,000
Water	\$575,074,308	\$384,639,308	(\$11,258,000)	\$70,022,000	\$73,422,000	\$19,206,000	\$17,965,000	\$21,078,000
Sub-Tota Utility	\$1,469,007,409	\$1,118,334,409	\$56,206,000	\$91,056,000	\$91,357,000	\$37,141,000	\$35,900,000	\$39,013,000
Watershed Protection & Restor.	\$540,593,800	\$76,656,800	\$78,927,300	\$76,582,100	\$75,815,100	\$75,750,300	\$76,673,000	\$80,189,200
Sub-Tota Watershed Protection	\$540,593,800	\$76,656,800	\$78,927,300	\$76,582,100	\$75,815,100	\$75,750,300	\$76,673,000	\$80,189,200
Grand-Total	\$4,701,351,425	\$2,671,912,036	\$379,659,689	\$418,154,100	\$357,619,100	\$294,783,300	\$313,911,000	\$265,312,200

Funding Source Summary

Council Approved

Project	Project Title	Total	Prior	FY2015	FY2016	FY2017	FY2018	FY2019	FY2020
General County									
Bonds									
	General County Bonds	\$1,451,895,124	\$704,975,124	\$137,761,000	\$149,124,000	\$112,326,000	\$123,967,000	\$129,021,000	\$94,721,000
	IPA Bonds	\$34,107,000	\$19,107,000	\$0	\$3,000,000	\$3,000,000	\$3,000,000	\$3,000,000	\$3,000,000
	WPRF Bonds	\$6,203,000	\$4,410,000	\$1,793,000	\$0	\$0	\$0	\$0	\$0
	Hwy Impact Fee Bonds Dist 1	\$60,000	\$60,000	\$0	\$0	\$0	\$0	\$0	\$0
	Hwy Impact Fee Bonds Dist 2	\$248,000	\$6,000	\$242,000	\$0	\$0	\$0	\$0	\$0
	Hwy Impact Fee Bonds Dist 3	\$1,296,000	\$1,296,000	\$0	\$0	\$0	\$0	\$0	\$0
	Hwy Impact Fee Bonds Dist 4	\$0	\$0	\$0	\$0	\$0	\$0	\$0	\$0
	Hwy Impact Fee Bonds Dist 5	\$206,000	\$206,000	\$0	\$0	\$0	\$0	\$0	\$0
	Hwy Impact Fee Bonds Dist 6	\$13,000	\$13,000	\$0	\$0	\$0	\$0	\$0	\$0
	Public Safety Impact Fee Bonds	\$220,000	\$220,000	\$0	\$0	\$0	\$0	\$0	\$0
	ED Impact Fee Bonds Dist 1	\$79,000	\$79,000	\$0	\$0	\$0	\$0	\$0	\$0
	ED Impact Fee Bonds Dist 2	\$0	\$0	\$0	\$0	\$0	\$0	\$0	\$0
	ED Impact Fee Bonds Dist 3	\$0	\$0	\$0	\$0	\$0	\$0	\$0	\$0
	ED Impact Fee Bonds Dist 4	\$0	\$0	\$0	\$0	\$0	\$0	\$0	\$0
	ED Impact Fee Bonds Dist 5	\$0	\$0	\$0	\$0	\$0	\$0	\$0	\$0
	ED Impact Fee Bonds Dist 6	\$0	\$0	\$0	\$0	\$0	\$0	\$0	\$0
	Bonds	\$1,494,327,124	\$730,372,124	\$139,796,000	\$152,124,000	\$115,326,000	\$126,967,000	\$132,021,000	\$97,721,000
PayGo									
	WasteWater PayGo	\$700,000	\$700,000	\$0	\$0	\$0	\$0	\$0	\$0
	Solid Wst Mgmt PayGo	\$200,000	\$200,000	\$0	\$0	\$0	\$0	\$0	\$0
	General Fund PayGo	\$212,694,641	\$123,628,141	\$23,016,500	\$20,000,000	\$15,000,000	\$10,350,000	\$10,350,000	\$10,350,000
	Bd of Ed PayGo	\$1,511,700	\$1,511,700	\$0	\$0	\$0	\$0	\$0	\$0
	Community College Pay Go	\$1,957,000	\$1,745,000	\$212,000	\$0	\$0	\$0	\$0	\$0
	PayGo	\$217,063,341	\$127,784,841	\$23,228,500	\$20,000,000	\$15,000,000	\$10,350,000	\$10,350,000	\$10,350,000
Impact Fees									
	Hwy Impact Fees Dist 1	\$11,236,000	\$9,884,000	\$1,352,000	\$0	\$0	\$0	\$0	\$0
	Hwy Impact Fees Dist 2	\$5,171,000	\$5,199,000	(\$28,000)	\$0	\$0	\$0	\$0	\$0
	Hwy Impact Fees Dist 3	\$4,612,750	\$4,612,750	\$0	\$0	\$0	\$0	\$0	\$0
	Hwy Impact Fees Dist 4	\$13,651,000	\$11,328,000	\$568,000	\$1,755,000	\$0	\$0	\$0	\$0
	Hwy Impact Fees Dist 5	\$4,151,000	\$3,887,000	\$264,000	\$0	\$0	\$0	\$0	\$0
	Impact Fees - Ed	\$2,700,000	\$2,700,000	\$0	\$0	\$0	\$0	\$0	\$0
	Ed Impact Fees Dist 1	\$19,319,500	\$13,739,500	\$0	\$0	\$2,580,000	\$2,000,000	\$500,000	\$500,000
	Ed Impact Fees Dist 2	\$5,942,600	\$4,942,600	\$0	\$400,000	\$200,000	\$200,000	\$200,000	\$0
	Ed Impact Fees Dist 3	\$12,597,300	\$7,291,300	\$0	\$2,906,000	\$1,500,000	\$500,000	\$400,000	\$0
	Ed Impact Fees Dist 4	\$152,800	\$352,800	(\$200,000)	\$0	\$0	\$0	\$0	\$0
	Ed Impact Fees Dist 5	\$2,680,700	\$1,980,700	\$0	\$500,000	\$200,000	\$0	\$0	\$0

Funding Source Summary

Council Approved

Project	Project Title	Total	Prior	FY2015	FY2016	FY2017	FY2018	FY2019	FY2020
	Ed Impact Fees Dist 6	\$7,633,000	\$7,133,000	\$0	\$500,000	\$0	\$0	\$0	\$0
	Ed Impact Fees Dist 7	\$197,500	\$197,500	\$0	\$0	\$0	\$0	\$0	\$0
	Public Safety Impact Fees	\$3,030,000	\$1,730,000	\$0	\$500,000	\$200,000	\$200,000	\$200,000	\$200,000
	Impact Fees	\$93,075,150	\$74,978,150	\$1,956,000	\$6,561,000	\$4,680,000	\$2,900,000	\$1,300,000	\$700,000
	Grants & Aid								
	Grants and Aid-CP Fed	\$2,608,000	\$2,608,000	\$0	\$0	\$0	\$0	\$0	\$0
	Federal Aviation Auth	\$133,369	\$133,369	\$0	\$0	\$0	\$0	\$0	\$0
	Fed Bridge Repair Prgm	\$8,458,000	\$4,948,000	\$92,000	\$2,585,000	\$0	\$833,000	\$0	\$0
	Other Fed Grants	\$19,561,763	\$15,944,763	\$3,297,000	\$0	\$320,000	\$0	\$0	\$0
	POS - Acquisition	\$19,423,822	\$12,506,822	\$1,417,000	\$1,100,000	\$1,100,000	\$1,100,000	\$1,100,000	\$1,100,000
	POS - Development	\$29,629,929	\$20,795,929	\$1,298,000	\$1,450,000	\$1,406,000	\$1,680,000	\$1,200,000	\$1,800,000
	MDE Erosion & Water Qlty	\$1,124,732	\$1,531,732	(\$407,000)	\$0	\$0	\$0	\$0	\$0
	MD Waterway Improvement	\$8,613,090	\$7,754,090	\$47,000	\$812,000	\$0	\$0	\$0	\$0
	Maryland Higher Education	\$39,855,000	\$11,814,000	(\$212,000)	\$0	\$0	\$3,253,000	\$10,000,000	\$15,000,000
	Inter-Agency Committee	\$337,342,728	\$183,744,728	\$36,877,000	\$29,809,000	\$37,157,000	\$25,664,000	\$13,797,000	\$10,294,000
	Other State Grants	\$73,471,262	\$42,672,373	\$9,448,889	\$3,390,000	\$7,790,000	\$3,390,000	\$3,390,000	\$3,390,000
	Grants & Aid	\$540,221,695	\$304,453,806	\$51,857,889	\$39,146,000	\$47,773,000	\$35,920,000	\$29,487,000	\$31,584,000
	Other								
	Developer Contribution	\$5,000	\$5,000	\$0	\$0	\$0	\$0	\$0	\$0
	Developer Contribution	\$18,144,266	\$5,994,266	\$4,525,000	\$1,525,000	\$1,525,000	\$1,525,000	\$1,525,000	\$1,525,000
	Other Funding Sources	\$7,504,455	\$6,475,455	\$70,000	\$0	\$959,000	\$0	\$0	\$0
	Forfeiture	\$0	\$0	\$0	\$0	\$0	\$0	\$0	\$0
	Miscellaneous	\$21,526,868	\$9,506,868	\$4,611,000	\$2,055,000	\$2,054,000	\$1,100,000	\$1,100,000	\$1,100,000
	Project Reimbursement	\$750,000	\$750,000	\$0	\$0	\$0	\$0	\$0	\$0
	City of Annapolis	\$260,000	\$260,000	\$0	\$0	\$0	\$0	\$0	\$0
	Bond Premium	\$50,515,000	\$30,700,000	\$14,815,000	\$5,000,000	\$0	\$0	\$0	\$0
	Special Fees	\$0	\$0	\$0	\$0	\$0	\$0	\$0	\$0
	Cable Fees	\$23,440,000	\$13,440,000	\$1,600,000	\$1,680,000	\$1,680,000	\$1,680,000	\$1,680,000	\$1,680,000
	School Waiver Fees	\$0	\$0	\$0	\$0	\$0	\$0	\$0	\$0
	Arundel Gateway Tax Dist	\$25,000,000	\$25,000,000	\$0	\$0	\$0	\$0	\$0	\$0
	Two Rivers Spec Tax Dist	\$30,000,000	\$30,000,000	\$0	\$0	\$0	\$0	\$0	\$0
	Natl. Bus Park Tax Dist	\$728	\$728	\$0	\$0	\$0	\$0	\$0	\$0
	Natl Bus Park North	\$30,000,000	\$30,000,000	\$0	\$0	\$0	\$0	\$0	\$0
	Village South Waugh Chapel	\$16,000,000	\$16,000,000	\$0	\$0	\$0	\$0	\$0	\$0
	Cedar Hill Tax Dist	\$24,000,000	\$24,000,000	\$0	\$0	\$0	\$0	\$0	\$0
	Other	\$247,146,317	\$192,132,317	\$25,621,000	\$10,260,000	\$6,218,000	\$4,305,000	\$4,305,000	\$4,305,000
	General County	\$2,591,833,627	\$1,429,721,238	\$242,459,389	\$228,091,000	\$188,997,000	\$180,442,000	\$177,463,000	\$144,660,000

Funding Source Summary

Council Approved

Project	Project Title	Total	Prior	FY2015	FY2016	FY2017	FY2018	FY2019	FY2020
Solid Waste									
Bonds									
	Solid Waste Bonds	\$74,545,804	\$40,642,804	\$1,599,000	\$6,299,000	\$895,000	\$895,000	\$23,320,000	\$895,000
	Bonds	\$74,545,804	\$40,642,804	\$1,599,000	\$6,299,000	\$895,000	\$895,000	\$23,320,000	\$895,000
PayGo									
	Solid Wst Mgmt PayGo	\$8,108,785	\$4,865,785	\$468,000	\$555,000	\$555,000	\$555,000	\$555,000	\$555,000
	SW Financial Assurance PayGo	\$16,512,000	\$941,000	\$0	\$15,571,000	\$0	\$0	\$0	\$0
	PayGo	\$24,620,785	\$5,806,785	\$468,000	\$16,126,000	\$555,000	\$555,000	\$555,000	\$555,000
Grants & Aid									
	Other Fed Grants	\$0	\$0	\$0	\$0	\$0	\$0	\$0	\$0
	Grants & Aid	\$0	\$0	\$0	\$0	\$0	\$0	\$0	\$0
Other									
	Project Reimbursement	\$750,000	\$750,000	\$0	\$0	\$0	\$0	\$0	\$0
	Other	\$750,000	\$750,000	\$0	\$0	\$0	\$0	\$0	\$0
	Solid Waste	\$99,916,589	\$47,199,589	\$2,067,000	\$22,425,000	\$1,450,000	\$1,450,000	\$23,875,000	\$1,450,000

Funding Source Summary

Council Approved

Project	Project Title	Total	Prior	FY2015	FY2016	FY2017	FY2018	FY2019	FY2020
Utility									
Bonds									
	General County Bonds	\$0	\$0	\$0	\$0	\$0	\$0	\$0	\$0
	Water Bonds	\$489,198,220	\$343,593,220	(\$13,167,000)	\$61,482,000	\$64,882,000	\$10,666,000	\$10,617,000	\$11,125,000
	WasteWater Bonds	\$621,715,759	\$534,561,859	\$55,685,900	\$6,688,000	\$6,195,000	\$6,195,000	\$6,195,000	\$6,195,000
	Bonds	\$1,110,913,979	\$878,155,079	\$42,518,900	\$68,170,000	\$71,077,000	\$16,861,000	\$16,812,000	\$17,320,000
PayGo									
	WasteWater PayGo	\$123,613,273	\$63,249,273	\$4,735,000	\$11,869,000	\$10,940,000	\$10,940,000	\$10,940,000	\$10,940,000
	Water PayGo	\$84,778,909	\$38,712,909	(\$855,000)	\$9,340,000	\$9,340,000	\$9,340,000	\$8,148,000	\$10,753,000
	PayGo	\$208,392,182	\$101,962,182	\$3,880,000	\$21,209,000	\$20,280,000	\$20,280,000	\$19,088,000	\$21,693,000
Grants & Aid									
	Other Fed Grants	\$1,347,000	\$1,347,000	\$0	\$0	\$0	\$0	\$0	\$0
	Other State Grants	\$131,960,995	\$127,812,895	\$4,148,100	\$0	\$0	\$0	\$0	\$0
	Grants & Aid	\$133,307,995	\$129,159,895	\$4,148,100	\$0	\$0	\$0	\$0	\$0
Other									
	Developer Contribution	\$430,000	\$430,000	\$0	\$0	\$0	\$0	\$0	\$0
	Developer Contribution	\$3,250,253	\$3,250,253	\$0	\$0	\$0	\$0	\$0	\$0
	Other Funding Sources	\$3,054,000	\$1,377,000	\$0	\$1,677,000	\$0	\$0	\$0	\$0
	Project Reimbursement	\$4,000,000	\$4,000,000	\$0	\$0	\$0	\$0	\$0	\$0
	Bond Premium	\$5,659,000	\$0	\$5,659,000	\$0	\$0	\$0	\$0	\$0
	User Connections	\$0	\$0	\$0	\$0	\$0	\$0	\$0	\$0
	Special Tax Districts	\$0	\$0	\$0	\$0	\$0	\$0	\$0	\$0
	Other	\$16,393,253	\$9,057,253	\$5,659,000	\$1,677,000	\$0	\$0	\$0	\$0
	Utility	\$1,469,007,409	\$1,118,334,409	\$56,206,000	\$91,056,000	\$91,357,000	\$37,141,000	\$35,900,000	\$39,013,000
Watershed Protection									
Bonds									
	WPRF Bonds	\$537,993,800	\$74,056,800	\$78,927,300	\$76,582,100	\$75,815,100	\$75,750,300	\$76,673,000	\$80,189,200
	Bonds	\$537,993,800	\$74,056,800	\$78,927,300	\$76,582,100	\$75,815,100	\$75,750,300	\$76,673,000	\$80,189,200
Other									
	Project Reimbursement	\$2,600,000	\$2,600,000	\$0	\$0	\$0	\$0	\$0	\$0
	Other	\$2,600,000	\$2,600,000	\$0	\$0	\$0	\$0	\$0	\$0
	Watershed Protection	\$540,593,800	\$76,656,800	\$78,927,300	\$76,582,100	\$75,815,100	\$75,750,300	\$76,673,000	\$80,189,200
	Grand-Total	\$4,701,351,425	\$2,671,912,036	\$379,659,689	\$418,154,100	\$357,619,100	\$294,783,300	\$313,911,000	\$265,312,200

Capital Budget and Program

Anne Arundel County, Maryland

Project Class Summary - Project Listing

Council Approved

Project	Project Title	Total	Prior	FY2015	FY2016	FY2017	FY2018	FY2019	FY2020
Project Class General County									
C206500	Demo Bldg Code/Health	\$607,780	\$222,780	\$85,000	\$60,000	\$60,000	\$60,000	\$60,000	\$60,000
C383200	Conservation Trust	\$294	\$14,794	(\$14,500)	\$0	\$0	\$0	\$0	\$0
C437000	Undrgrd Storage Tank Repl	\$2,258,742	\$658,742	\$540,000	\$660,000	\$100,000	\$100,000	\$100,000	\$100,000
C443400	Agricultural Preservation Prgm	\$54,140,884	\$33,940,884	\$1,200,000	\$3,800,000	\$3,800,000	\$3,800,000	\$3,800,000	\$3,800,000
C443500	Facility Renov/Reloc	\$5,019,590	\$1,119,590	\$650,000	\$650,000	\$650,000	\$650,000	\$650,000	\$650,000
C452100	Gen Co Project Plan	\$137,235	\$30,235	\$107,000	\$0	\$0	\$0	\$0	\$0
C501100	Failed Sewage&Private Well Fnd	\$915,000	\$555,000	\$60,000	\$60,000	\$60,000	\$60,000	\$60,000	\$60,000
C519600	Information Technology Enhance	\$78,929,723	\$40,348,723	\$11,941,000	\$6,640,000	\$5,000,000	\$5,000,000	\$5,000,000	\$5,000,000
C531200	Reforest Prgm-Land Acquistion	\$2,064,000	\$1,914,000	\$25,000	\$25,000	\$25,000	\$25,000	\$25,000	\$25,000
C537500	CATV PEG	\$23,440,000	\$13,440,000	\$1,600,000	\$1,680,000	\$1,680,000	\$1,680,000	\$1,680,000	\$1,680,000
C537700	Septic System Enhancements	\$28,600,000	\$11,200,000	\$2,900,000	\$2,900,000	\$2,900,000	\$2,900,000	\$2,900,000	\$2,900,000
C537800	County Facilities & Sys Upgrad	\$31,228,239	\$11,128,239	\$3,350,000	\$3,350,000	\$3,350,000	\$3,350,000	\$3,350,000	\$3,350,000
C543800	Rural Legacy Program	\$2,700,654	\$1,097,654	\$1,603,000	\$0	\$0	\$0	\$0	\$0
C548800	Roads Ops Facility	\$1,144,000	\$479,000	\$665,000	\$0	\$0	\$0	\$0	\$0
C549500	Bd of Education Overhead	\$32,000,000	\$8,000,000	\$4,000,000	\$4,000,000	\$4,000,000	\$4,000,000	\$4,000,000	\$4,000,000
C560500	Rock Creek Aerator	\$766,000	\$153,000	\$613,000	\$0	\$0	\$0	\$0	\$0
C562200	School Facilities Study	\$500,000	\$750,000	(\$250,000)	\$0	\$0	\$0	\$0	\$0
C562300	Carwash Fac Comp/Equip	\$210,000	\$0	\$210,000	\$0	\$0	\$0	\$0	\$0
C562400	Add'l Salt Storage Capacity	\$500,000	\$0	\$500,000	\$0	\$0	\$0	\$0	\$0
C106700	Advance Land Acquisition	\$80,603	\$80,603	\$0	\$0	\$0	\$0	\$0	\$0
C343500	Chg Agst GC Closed Projects	\$78,283	\$78,283	\$0	\$0	\$0	\$0	\$0	\$0
C423800	Tipton Airport	\$3,361,679	\$3,361,679	\$0	\$0	\$0	\$0	\$0	\$0
C452000	Gen Co Program Mangmnt	\$750,000	\$750,000	\$0	\$0	\$0	\$0	\$0	\$0
C500700	Arundel Center Renovation	\$6,952,000	\$6,952,000	\$0	\$0	\$0	\$0	\$0	\$0
C504400	800 MHZ Radio System	\$31,514,000	\$31,514,000	\$0	\$0	\$0	\$0	\$0	\$0
C547300	National Business Park - North	\$30,000,000	\$30,000,000	\$0	\$0	\$0	\$0	\$0	\$0
C547400	Village South at Waugh Chapel	\$16,000,000	\$16,000,000	\$0	\$0	\$0	\$0	\$0	\$0
C548300	Cedar Hill Tax District	\$24,000,000	\$24,000,000	\$0	\$0	\$0	\$0	\$0	\$0

Capital Budget and Program

Anne Arundel County, Maryland

Project Class Summary - Project Listing

Council Approved

Project	Project Title	Total	Prior	FY2015	FY2016	FY2017	FY2018	FY2019	FY2020
C548400	Arundel Gateway Tax District	\$25,000,000	\$25,000,000	\$0	\$0	\$0	\$0	\$0	\$0
C548700	Two Rivers Special Taxing Dist	\$30,000,000	\$30,000,000	\$0	\$0	\$0	\$0	\$0	\$0
Total General County		\$432,898,706	\$292,789,206	\$29,784,500	\$23,825,000	\$21,625,000	\$21,625,000	\$21,625,000	\$21,625,000

Project Class Summary - Funding Detail							Council Approved		
Project	Project Title	Total	Prior	FY2015	FY2016	FY2017	FY2018	FY2019	FY2020
Project Class General County									
Bonds									
	General County Bonds	\$97,941,976	\$47,053,976	\$11,078,000	\$8,410,000	\$7,850,000	\$7,850,000	\$7,850,000	\$7,850,000
	IPA Bonds	\$34,107,000	\$19,107,000	\$0	\$3,000,000	\$3,000,000	\$3,000,000	\$3,000,000	\$3,000,000
	Bonds	\$132,048,976	\$66,160,976	\$11,078,000	\$11,410,000	\$10,850,000	\$10,850,000	\$10,850,000	\$10,850,000
PayGo									
	WasteWater PayGo	\$700,000	\$700,000	\$0	\$0	\$0	\$0	\$0	\$0
	Solid Wst Mgmt PayGo	\$200,000	\$200,000	\$0	\$0	\$0	\$0	\$0	\$0
	General Fund PayGo	\$97,951,984	\$61,394,484	\$6,067,500	\$7,410,000	\$5,770,000	\$5,770,000	\$5,770,000	\$5,770,000
	PayGo	\$98,851,984	\$62,294,484	\$6,067,500	\$7,410,000	\$5,770,000	\$5,770,000	\$5,770,000	\$5,770,000
Grants & Aid									
	Federal Aviation Auth	\$133,369	\$133,369	\$0	\$0	\$0	\$0	\$0	\$0
	Other Fed Grants	\$198,723	\$198,723	\$0	\$0	\$0	\$0	\$0	\$0
	POS - Acquisition	\$0	\$0	\$0	\$0	\$0	\$0	\$0	\$0
	Other State Grants	\$39,100,654	\$18,897,654	\$4,203,000	\$3,200,000	\$3,200,000	\$3,200,000	\$3,200,000	\$3,200,000
	Grants & Aid	\$39,432,746	\$19,229,746	\$4,203,000	\$3,200,000	\$3,200,000	\$3,200,000	\$3,200,000	\$3,200,000
Other									
	Developer Contribution	\$2,064,000	\$1,914,000	\$25,000	\$25,000	\$25,000	\$25,000	\$25,000	\$25,000
	Forfeiture	\$0	\$0	\$0	\$0	\$0	\$0	\$0	\$0
	Miscellaneous	\$6,311,000	\$4,000,000	\$1,811,000	\$100,000	\$100,000	\$100,000	\$100,000	\$100,000
	Project Reimbursement	\$750,000	\$750,000	\$0	\$0	\$0	\$0	\$0	\$0
	Bond Premium	\$5,000,000	\$0	\$5,000,000	\$0	\$0	\$0	\$0	\$0
	Cable Fees	\$23,440,000	\$13,440,000	\$1,600,000	\$1,680,000	\$1,680,000	\$1,680,000	\$1,680,000	\$1,680,000
	Arundel Gateway Tax Dist	\$25,000,000	\$25,000,000	\$0	\$0	\$0	\$0	\$0	\$0
	Two Rivers Spec Tax Dist	\$30,000,000	\$30,000,000	\$0	\$0	\$0	\$0	\$0	\$0
	Natl Bus Park North	\$30,000,000	\$30,000,000	\$0	\$0	\$0	\$0	\$0	\$0
	Village South Waugh Chapel	\$16,000,000	\$16,000,000	\$0	\$0	\$0	\$0	\$0	\$0
	Cedar Hill Tax Dist	\$24,000,000	\$24,000,000	\$0	\$0	\$0	\$0	\$0	\$0
	Other	\$162,565,000	\$145,104,000	\$8,436,000	\$1,805,000	\$1,805,000	\$1,805,000	\$1,805,000	\$1,805,000
	General County	\$432,898,706	\$292,789,206	\$29,784,500	\$23,825,000	\$21,625,000	\$21,625,000	\$21,625,000	\$21,625,000

Capital Budget and Program

Anne Arundel County, Maryland

Project Class Summary - Project Listing

Council Approved

Project	Project Title	Total	Prior	FY2015	FY2016	FY2017	FY2018	FY2019	FY2020
Project Class Fire & Police									
F346500	Chg Agst F & P Clsd Proj	\$65,190	\$48,190	\$17,000	\$0	\$0	\$0	\$0	\$0
F441500	Rep/Ren Volunteer FS	\$879,129	\$279,129	\$100,000	\$100,000	\$100,000	\$100,000	\$100,000	\$100,000
F460700	Fire/Police Project Plan	\$252,471	\$222,471	\$30,000	\$0	\$0	\$0	\$0	\$0
F529600	Marley Fire Station Replace	\$4,018,000	\$4,043,000	(\$25,000)	\$0	\$0	\$0	\$0	\$0
F536700	Detention Center Renovations	\$2,631,219	\$1,131,219	\$250,000	\$250,000	\$250,000	\$250,000	\$250,000	\$250,000
F543900	Fire Suppression Tanks	\$3,167,799	\$1,367,799	\$300,000	\$300,000	\$300,000	\$300,000	\$300,000	\$300,000
F545800	Lake Shore Fire Station	\$6,851,000	\$5,400,000	\$1,451,000	\$0	\$0	\$0	\$0	\$0
F547600	Det Center Fire Alarms	\$3,560,000	\$2,160,000	\$1,400,000	\$0	\$0	\$0	\$0	\$0
F550500	Replace Fire Dept Pagers	\$330,000	\$350,000	(\$20,000)	\$0	\$0	\$0	\$0	\$0
F560700	Public Safety Radio Sys Upg	\$20,500,000	\$500,000	\$1,000,000	\$5,000,000	\$5,000,000	\$5,000,000	\$4,000,000	\$0
F563000	Police Training Academy	\$10,160,000	\$0	\$0	\$10,160,000	\$0	\$0	\$0	\$0
F563100	Herald Harbor Fire Station	\$6,111,000	\$0	\$0	\$0	\$0	\$0	\$970,000	\$5,141,000
F563200	Harmans Dorsey Fire Station	\$955,000	\$0	\$0	\$955,000	\$0	\$0	\$0	\$0
F563300	Jacobsville Fire Station	\$5,465,000	\$0	\$0	\$0	\$0	\$515,000	\$4,950,000	\$0
F563400	Jessup Fire Station	\$954,000	\$0	\$0	\$0	\$954,000	\$0	\$0	\$0
F563500	Galesville Fire Station	\$5,375,000	\$0	\$810,000	\$560,000	\$4,005,000	\$0	\$0	\$0
F507600	New Eastern PS	\$8,954,000	\$8,954,000	\$0	\$0	\$0	\$0	\$0	\$0
F525300	Fire Station Program	\$0	\$0	\$0	\$0	\$0	\$0	\$0	\$0
Total Fire & Police		\$80,228,808	\$24,455,808	\$5,313,000	\$17,325,000	\$10,609,000	\$6,165,000	\$10,570,000	\$5,791,000

Capital Budget and Program

Anne Arundel County, Maryland

Project Class Summary - Funding Detail							Council Approved		
Project	Project Title	Total	Prior	FY2015	FY2016	FY2017	FY2018	FY2019	FY2020
Project Class Fire & Police									
Bonds									
	General County Bonds	\$64,973,226	\$14,539,226	\$4,933,000	\$15,520,000	\$9,105,000	\$5,615,000	\$10,020,000	\$5,241,000
	Public Safety Impact Fee Bonds	\$220,000	\$220,000	\$0	\$0	\$0	\$0	\$0	\$0
	Bonds	\$65,193,226	\$14,759,226	\$4,933,000	\$15,520,000	\$9,105,000	\$5,615,000	\$10,020,000	\$5,241,000
PayGo									
	General Fund PayGo	\$3,630,582	\$1,500,582	\$380,000	\$350,000	\$350,000	\$350,000	\$350,000	\$350,000
	PayGo	\$3,630,582	\$1,500,582	\$380,000	\$350,000	\$350,000	\$350,000	\$350,000	\$350,000
Impact Fees									
	Public Safety Impact Fees	\$3,030,000	\$1,730,000	\$0	\$500,000	\$200,000	\$200,000	\$200,000	\$200,000
	Impact Fees	\$3,030,000	\$1,730,000	\$0	\$500,000	\$200,000	\$200,000	\$200,000	\$200,000
Grants & Aid									
	Other Fed Grants	\$1,866,000	\$1,866,000	\$0	\$0	\$0	\$0	\$0	\$0
	Grants & Aid	\$1,866,000	\$1,866,000	\$0	\$0	\$0	\$0	\$0	\$0
Other									
	Miscellaneous	\$1,909,000	\$0	\$0	\$955,000	\$954,000	\$0	\$0	\$0
	Bond Premium	\$4,600,000	\$4,600,000	\$0	\$0	\$0	\$0	\$0	\$0
	Other	\$6,509,000	\$4,600,000	\$0	\$955,000	\$954,000	\$0	\$0	\$0
	Fire & Police	\$80,228,808	\$24,455,808	\$5,313,000	\$17,325,000	\$10,609,000	\$6,165,000	\$10,570,000	\$5,791,000

Capital Budget and Program

Anne Arundel County, Maryland

Project Class Summary - Project Listing

Council Approved

Project	Project Title	Total	Prior	FY2015	FY2016	FY2017	FY2018	FY2019	FY2020
Project Class Recreation & Parks									
P372000	South Shore Trail	\$10,321,000	\$6,253,000	\$3,834,000	\$0	\$234,000	\$0	\$0	\$0
P393600	WB & A Trail	\$13,999,000	\$5,543,000	\$400,000	\$601,000	\$7,455,000	\$0	\$0	\$0
P400200	Greenways, Parkland&OpenSpac	\$14,948,905	\$7,410,905	\$1,543,000	\$1,199,000	\$1,199,000	\$1,199,000	\$1,199,000	\$1,199,000
P445800	Facility Lighting	\$5,170,496	\$2,378,496	\$612,000	\$436,000	\$436,000	\$436,000	\$436,000	\$436,000
P457000	School Outdoor Rec Facilities	\$2,652,449	\$852,449	\$300,000	\$300,000	\$300,000	\$300,000	\$300,000	\$300,000
P468700	Shoreline Erosion Contrl	\$5,800,810	\$2,208,810	\$350,000	\$350,000	\$723,000	\$723,000	\$723,000	\$723,000
P479800	Park Renovation	\$14,035,252	\$2,485,252	\$2,050,000	\$1,900,000	\$1,900,000	\$1,900,000	\$1,900,000	\$1,900,000
P503400	Crownsville Area Park	\$1,580,000	\$1,610,000	(\$30,000)	\$0	\$0	\$0	\$0	\$0
P504100	Broadneck Peninsula Trail	\$5,052,000	\$1,863,000	\$2,795,000	\$50,000	\$0	\$0	\$344,000	\$0
P509000	Peninsula Park Expansion	\$2,282,000	\$1,199,000	\$533,000	\$50,000	\$500,000	\$0	\$0	\$0
P509100	Facility Irrigation	\$747,545	\$147,545	\$100,000	\$100,000	\$100,000	\$100,000	\$100,000	\$100,000
P535900	Fort Smallwood Park	\$12,448,000	\$6,130,000	\$82,000	\$0	\$640,000	\$796,000	\$0	\$4,800,000
P544100	Dairy Farm	\$3,834,000	\$812,000	\$0	\$0	\$3,022,000	\$0	\$0	\$0
P544200	Adaptive Rec Athletic Complex	\$1,239,000	\$1,189,000	\$50,000	\$0	\$0	\$0	\$0	\$0
P546800	Homeport Farms Park Develop.	\$52,000	\$180,000	(\$128,000)	\$0	\$0	\$0	\$0	\$0
P561500	Looper Park Improvements	\$2,457,000	\$198,000	\$0	\$2,259,000	\$0	\$0	\$0	\$0
P561600	Arundel Swim Center Reno	\$2,396,000	\$364,000	\$204,000	\$432,000	\$0	\$0	\$698,000	\$698,000
P561700	Turf Fields in Regional Parks	\$7,229,000	\$2,250,000	\$137,000	\$2,293,000	\$128,000	\$2,293,000	\$0	\$128,000
P564900	B&A Ranger Station Rehab	\$721,000	\$0	\$161,000	\$0	\$560,000	\$0	\$0	\$0
P565000	Southgate-Old Mill Park Imprv	\$2,710,000	\$0	\$0	\$0	\$0	\$234,000	\$0	\$2,476,000
P565100	Northwest Area Park Imprv	\$500,000	\$0	\$500,000	\$0	\$0	\$0	\$0	\$0
P565200	Matthewstown-Harmans Park Imp	\$300,000	\$0	\$300,000	\$0	\$0	\$0	\$0	\$0
P311200	Londontown Historic Site	\$5,762,500	\$5,762,500	\$0	\$0	\$0	\$0	\$0	\$0
P346100	Chg Agst R & P Clsd Projects	\$58,755	\$58,755	\$0	\$0	\$0	\$0	\$0	\$0
P418500	Kinder Park Development	\$10,174,500	\$10,174,500	\$0	\$0	\$0	\$0	\$0	\$0
P452500	R & P Project Plan	\$309,826	\$309,826	\$0	\$0	\$0	\$0	\$0	\$0
P462100	Lake Shore Complex Expan	\$3,964,000	\$3,964,000	\$0	\$0	\$0	\$0	\$0	\$0

Project Class Summary - Project Listing

Council Approved

Project	Project Title	Total	Prior	FY2015	FY2016	FY2017	FY2018	FY2019	FY2020
P482400	Hancocks Hist. Site	\$825,000	\$825,000	\$0	\$0	\$0	\$0	\$0	\$0
P513900	Bay Head Park	\$3,063,000	\$3,063,000	\$0	\$0	\$0	\$0	\$0	\$0
P542800	Stadium Renovations	\$9,874,000	\$9,874,000	\$0	\$0	\$0	\$0	\$0	\$0
P544600	South River Greenway	\$4,281,000	\$4,281,000	\$0	\$0	\$0	\$0	\$0	\$0
P546900	Southern MS Field Lighting	\$453,000	\$453,000	\$0	\$0	\$0	\$0	\$0	\$0
P551200	Bates Heritage Park Turf Fld	\$900,000	\$900,000	\$0	\$0	\$0	\$0	\$0	\$0
P561800	Andover Park Storage Addition	\$221,000	\$221,000	\$0	\$0	\$0	\$0	\$0	\$0
Total Recreation & Parks		\$150,362,038	\$82,961,038	\$13,793,000	\$9,970,000	\$17,197,000	\$7,981,000	\$5,700,000	\$12,760,000

Capital Budget and Program

Anne Arundel County, Maryland

Project Class Summary - Funding Detail							Council Approved		
Project	Project Title	Total	Prior	FY2015	FY2016	FY2017	FY2018	FY2019	FY2020
Project Class Recreation & Parks									
Bonds									
	General County Bonds	\$61,813,910	\$31,119,910	\$5,801,000	\$5,420,000	\$7,012,000	\$3,201,000	\$1,400,000	\$7,860,000
	Bonds	\$61,813,910	\$31,119,910	\$5,801,000	\$5,420,000	\$7,012,000	\$3,201,000	\$1,400,000	\$7,860,000
PayGo									
	General Fund PayGo	\$17,137,923	\$6,337,923	\$800,000	\$2,000,000	\$2,000,000	\$2,000,000	\$2,000,000	\$2,000,000
	PayGo	\$17,137,923	\$6,337,923	\$800,000	\$2,000,000	\$2,000,000	\$2,000,000	\$2,000,000	\$2,000,000
Grants & Aid									
	Grants and Aid-CP Fed	\$2,608,000	\$2,608,000	\$0	\$0	\$0	\$0	\$0	\$0
	Other Fed Grants	\$8,278,000	\$4,661,000	\$3,297,000	\$0	\$320,000	\$0	\$0	\$0
	POS - Acquisition	\$19,423,822	\$12,506,822	\$1,417,000	\$1,100,000	\$1,100,000	\$1,100,000	\$1,100,000	\$1,100,000
	POS - Development	\$29,396,929	\$20,562,929	\$1,298,000	\$1,450,000	\$1,406,000	\$1,680,000	\$1,200,000	\$1,800,000
	Other State Grants	\$8,469,000	\$3,759,000	\$310,000	\$0	\$4,400,000	\$0	\$0	\$0
	Grants & Aid	\$68,175,751	\$44,097,751	\$6,322,000	\$2,550,000	\$7,226,000	\$2,780,000	\$2,300,000	\$2,900,000
Other									
	Developer Contribution	\$5,000	\$5,000	\$0	\$0	\$0	\$0	\$0	\$0
	Other Funding Sources	\$1,079,455	\$50,455	\$70,000	\$0	\$959,000	\$0	\$0	\$0
	Miscellaneous	\$2,050,000	\$1,250,000	\$800,000	\$0	\$0	\$0	\$0	\$0
	Bond Premium	\$100,000	\$100,000	\$0	\$0	\$0	\$0	\$0	\$0
	Special Fees	\$0	\$0	\$0	\$0	\$0	\$0	\$0	\$0
	Other	\$3,234,455	\$1,405,455	\$870,000	\$0	\$959,000	\$0	\$0	\$0
	Recreation & Parks	\$150,362,038	\$82,961,038	\$13,793,000	\$9,970,000	\$17,197,000	\$7,981,000	\$5,700,000	\$12,760,000

Capital Budget and Program

Anne Arundel County, Maryland

Project Class Summary - Project Listing

Council Approved

Project	Project Title	Total	Prior	FY2015	FY2016	FY2017	FY2018	FY2019	FY2020
Project Class Roads & Bridges									
H387900	Hospital Drive Extension	\$6,053,300	\$4,671,300	\$1,382,000	\$0	\$0	\$0	\$0	\$0
H428000	Sands Rd Bridge Repl	\$3,874,200	\$3,712,200	\$162,000	\$0	\$0	\$0	\$0	\$0
H464500	Dicus Mill/Severn Run	\$1,009,000	\$1,039,000	(\$30,000)	\$0	\$0	\$0	\$0	\$0
H474400	Pasadena At Lake Waterford	\$1,763,000	\$1,791,000	(\$28,000)	\$0	\$0	\$0	\$0	\$0
H478600	Road Resurfacing	\$42,515,699	\$12,515,699	\$5,000,000	\$5,000,000	\$5,000,000	\$5,000,000	\$5,000,000	\$5,000,000
H478700	Mjr Bridge Rehab (MBR)	\$3,649,452	\$1,449,452	\$200,000	\$400,000	\$400,000	\$400,000	\$400,000	\$400,000
H478800	Hwy Sfty Improv (HSI)	\$3,384,555	\$1,634,555	\$0	\$350,000	\$350,000	\$350,000	\$350,000	\$350,000
H478900	Rd Reconstruction	\$130,948,027	\$64,948,027	\$11,000,000	\$11,000,000	\$11,000,000	\$11,000,000	\$11,000,000	\$11,000,000
H479000	Masonry Reconstruction	\$7,992,530	\$1,992,530	\$1,000,000	\$1,000,000	\$1,000,000	\$1,000,000	\$1,000,000	\$1,000,000
H508400	Sidewalk/Bikeway Fund	\$752,795	\$302,906	\$74,889	\$75,000	\$75,000	\$75,000	\$75,000	\$75,000
H512800	MD 214 @ MD 468 Impr	\$6,792,000	\$6,528,000	\$264,000	\$0	\$0	\$0	\$0	\$0
H525700	Pasadena Rd Improvements	\$3,788,000	\$3,146,000	\$642,000	\$0	\$0	\$0	\$0	\$0
H535100	Harwood Rd Brdg/Stocketts Run	\$1,613,000	\$392,000	\$0	\$1,221,000	\$0	\$0	\$0	\$0
H535200	Furnace Ave Brdg/Deep Run	\$1,613,000	\$252,000	\$0	\$1,361,000	\$0	\$0	\$0	\$0
H539600	Trans Facility Planning	\$1,355,432	\$455,432	\$150,000	\$150,000	\$150,000	\$150,000	\$150,000	\$150,000
H546000	Wayson Rd/Davidsonville	\$1,333,000	\$281,000	\$1,052,000	\$0	\$0	\$0	\$0	\$0
H547800	Brock Bridge/MD 198	\$3,562,000	\$2,878,000	\$457,000	\$227,000	\$0	\$0	\$0	\$0
H560900	Jessup-Wigley Imprvmt	\$1,905,000	\$266,000	\$111,000	\$1,528,000	\$0	\$0	\$0	\$0
H561000	O'Connor Rd / Deep Run	\$1,228,000	\$74,000	\$44,000	\$1,110,000	\$0	\$0	\$0	\$0
H561100	Polling House/Rock Branch	\$1,223,000	\$0	\$0	\$46,000	\$64,000	\$1,113,000	\$0	\$0
H563700	Ped Improvement - SHA	\$1,500,000	\$0	\$250,000	\$250,000	\$250,000	\$250,000	\$250,000	\$250,000
H563800	Odenton Grid Streets	\$1,378,000	\$0	\$1,378,000	\$0	\$0	\$0	\$0	\$0
H563900	AACC B&A Connector	\$526,000	\$0	\$55,000	\$129,000	\$342,000	\$0	\$0	\$0
H564000	Severn-Harman Ped Net	\$3,100,000	\$0	\$600,000	\$500,000	\$500,000	\$500,000	\$500,000	\$500,000
H564100	Arundel Mills LDC Roads	\$3,900,000	\$0	\$1,400,000	\$500,000	\$500,000	\$500,000	\$500,000	\$500,000
H161200	Road Agreement W/T Devlpr	\$2,647,205	\$2,647,205	\$0	\$0	\$0	\$0	\$0	\$0
H346600	Chg Agst R & B Clsd Projects	\$460,838	\$460,838	\$0	\$0	\$0	\$0	\$0	\$0

Capital Budget and Program

Anne Arundel County, Maryland

Project Class Summary - Project Listing

Council Approved

Project	Project Title	Total	Prior	FY2015	FY2016	FY2017	FY2018	FY2019	FY2020
H371200	Town Cntr To Reece Rd	\$245,000	\$245,000	\$0	\$0	\$0	\$0	\$0	\$0
H443100	MD173/MD607 Improvements	\$2,290,000	\$2,290,000	\$0	\$0	\$0	\$0	\$0	\$0
H461000	Cap St Claire Rd Wide	\$4,488,000	\$4,488,000	\$0	\$0	\$0	\$0	\$0	\$0
H474600	Chesapeake Center Drive	\$3,944,000	\$3,944,000	\$0	\$0	\$0	\$0	\$0	\$0
H507900	East Park Drive	\$407,000	\$407,000	\$0	\$0	\$0	\$0	\$0	\$0
H510000	Catherine Avenue Widening	\$1,274,000	\$1,274,000	\$0	\$0	\$0	\$0	\$0	\$0
H515200	Forest Drive	\$2,943,000	\$2,943,000	\$0	\$0	\$0	\$0	\$0	\$0
H525400	Freetown Rd Sidewalk	\$889,000	\$889,000	\$0	\$0	\$0	\$0	\$0	\$0
H529700	Riva Rd at Gov Bridge Rd	\$4,249,000	\$4,249,000	\$0	\$0	\$0	\$0	\$0	\$0
H534800	Ridge/Teague Rds RTL	\$1,079,000	\$1,079,000	\$0	\$0	\$0	\$0	\$0	\$0
H534900	Mgthy Bridge Rd Brdg/Mgthy Riv	\$3,366,000	\$3,366,000	\$0	\$0	\$0	\$0	\$0	\$0
H535000	Chstrfld Rd Brdg/Bacon Rdge Br	\$1,474,000	\$1,474,000	\$0	\$0	\$0	\$0	\$0	\$0
H539800	Rt 198 Widening	\$3,900,000	\$3,900,000	\$0	\$0	\$0	\$0	\$0	\$0
H541700	Cent MD Trans OPS Fac	\$1,921,600	\$1,921,600	\$0	\$0	\$0	\$0	\$0	\$0
H541800	Sands Rd/Stocketts Run	\$412,000	\$412,000	\$0	\$0	\$0	\$0	\$0	\$0
H542000	Edwin Raynor Blvd Ext	\$467,000	\$467,000	\$0	\$0	\$0	\$0	\$0	\$0
H545900	R & B Project Plan	\$200,000	\$200,000	\$0	\$0	\$0	\$0	\$0	\$0
H547900	Riva Rd Bridge Repairs	\$930,000	\$930,000	\$0	\$0	\$0	\$0	\$0	\$0
H550600	Race Road Jessup Village	\$150,000	\$150,000	\$0	\$0	\$0	\$0	\$0	\$0
H550800	MD177 Woods Rd Bypass	\$2,010,000	\$2,010,000	\$0	\$0	\$0	\$0	\$0	\$0
H561200	Riva Bridge Pile Repairs	\$1,681,000	\$1,681,000	\$0	\$0	\$0	\$0	\$0	\$0
Total Roads & Bridges		\$278,186,633	\$149,756,744	\$25,163,889	\$24,847,000	\$19,631,000	\$20,338,000	\$19,225,000	\$19,225,000

Project Class Summary - Funding Detail

Council Approved

Project	Project Title	Total	Prior	FY2015	FY2016	FY2017	FY2018	FY2019	FY2020
Project Class Roads & Bridges									
Bonds									
	General County Bonds	\$173,922,174	\$77,616,174	\$10,138,000	\$14,122,000	\$18,246,000	\$18,120,000	\$17,840,000	\$17,840,000
	Hwy Impact Fee Bonds Dist 1	\$60,000	\$60,000	\$0	\$0	\$0	\$0	\$0	\$0
	Hwy Impact Fee Bonds Dist 2	\$248,000	\$6,000	\$242,000	\$0	\$0	\$0	\$0	\$0
	Hwy Impact Fee Bonds Dist 3	\$1,296,000	\$1,296,000	\$0	\$0	\$0	\$0	\$0	\$0
	Hwy Impact Fee Bonds Dist 4	\$0	\$0	\$0	\$0	\$0	\$0	\$0	\$0
	Hwy Impact Fee Bonds Dist 5	\$206,000	\$206,000	\$0	\$0	\$0	\$0	\$0	\$0
	Hwy Impact Fee Bonds Dist 6	\$13,000	\$13,000	\$0	\$0	\$0	\$0	\$0	\$0
	Bonds	\$175,745,174	\$79,197,174	\$10,380,000	\$14,122,000	\$18,246,000	\$18,120,000	\$17,840,000	\$17,840,000
PayGo									
	General Fund PayGo	\$10,803,711	\$8,497,711	\$1,331,000	\$195,000	\$195,000	\$195,000	\$195,000	\$195,000
	PayGo	\$10,803,711	\$8,497,711	\$1,331,000	\$195,000	\$195,000	\$195,000	\$195,000	\$195,000
Impact Fees									
	Hwy Impact Fees Dist 1	\$11,236,000	\$9,884,000	\$1,352,000	\$0	\$0	\$0	\$0	\$0
	Hwy Impact Fees Dist 2	\$5,171,000	\$5,199,000	(\$28,000)	\$0	\$0	\$0	\$0	\$0
	Hwy Impact Fees Dist 3	\$4,612,750	\$4,612,750	\$0	\$0	\$0	\$0	\$0	\$0
	Hwy Impact Fees Dist 4	\$13,651,000	\$11,328,000	\$568,000	\$1,755,000	\$0	\$0	\$0	\$0
	Hwy Impact Fees Dist 5	\$4,151,000	\$3,887,000	\$264,000	\$0	\$0	\$0	\$0	\$0
	Impact Fees	\$38,821,750	\$34,910,750	\$2,156,000	\$1,755,000	\$0	\$0	\$0	\$0
Grants & Aid									
	Fed Bridge Repair Prgm	\$8,458,000	\$4,948,000	\$92,000	\$2,585,000	\$0	\$833,000	\$0	\$0
	Other Fed Grants	\$6,043,000	\$6,043,000	\$0	\$0	\$0	\$0	\$0	\$0
	Other State Grants	\$1,968,764	\$828,875	\$189,889	\$190,000	\$190,000	\$190,000	\$190,000	\$190,000
	Grants & Aid	\$16,469,764	\$11,819,875	\$281,889	\$2,775,000	\$190,000	\$1,023,000	\$190,000	\$190,000
Other									
	Developer Contribution	\$4,070,505	\$4,070,505	\$0	\$0	\$0	\$0	\$0	\$0
	Miscellaneous	\$7,000,000	\$0	\$2,000,000	\$1,000,000	\$1,000,000	\$1,000,000	\$1,000,000	\$1,000,000
	City of Annapolis	\$260,000	\$260,000	\$0	\$0	\$0	\$0	\$0	\$0
	Bond Premium	\$25,015,000	\$11,000,000	\$9,015,000	\$5,000,000	\$0	\$0	\$0	\$0
	Natl. Bus Park Tax Dist	\$728	\$728	\$0	\$0	\$0	\$0	\$0	\$0
	Other	\$36,346,233	\$15,331,233	\$11,015,000	\$6,000,000	\$1,000,000	\$1,000,000	\$1,000,000	\$1,000,000
	Roads & Bridges	\$278,186,633	\$149,756,744	\$25,163,889	\$24,847,000	\$19,631,000	\$20,338,000	\$19,225,000	\$19,225,000

Project Class Summary - Project Listing

Council Approved

Project	Project Title	Total	Prior	FY2015	FY2016	FY2017	FY2018	FY2019	FY2020
Project Class Traffic Control									
H479100	Guardrail	\$485,926	\$125,926	\$60,000	\$60,000	\$60,000	\$60,000	\$60,000	\$60,000
H479200	Traffic Signal Mod	\$2,137,833	\$537,833	\$250,000	\$250,000	\$275,000	\$275,000	\$275,000	\$275,000
H479300	State Highway Proj	\$1,006,907	\$406,907	\$100,000	\$100,000	\$100,000	\$100,000	\$100,000	\$100,000
H479400	New Traffic Signals	\$3,733,524	\$1,383,524	\$600,000	\$350,000	\$350,000	\$350,000	\$350,000	\$350,000
H479500	Nghborhd Traf Con	\$1,466,273	\$566,273	(\$100,000)	\$200,000	\$200,000	\$200,000	\$200,000	\$200,000
H542100	New Streetlighting	\$684,989	\$234,989	\$75,000	\$75,000	\$75,000	\$75,000	\$75,000	\$75,000
H550700	Streetlight Conversion	\$1,445,000	\$578,000	\$289,000	\$289,000	\$289,000	\$0	\$0	\$0
H563600	SL Pole Replacement	\$3,000,000	\$0	\$500,000	\$500,000	\$500,000	\$500,000	\$500,000	\$500,000
H564200	Developer Streetlights	\$12,000,000	\$0	\$4,500,000	\$1,500,000	\$1,500,000	\$1,500,000	\$1,500,000	\$1,500,000
Total Traffic Control		\$25,960,452	\$3,833,452	\$6,274,000	\$3,324,000	\$3,349,000	\$3,060,000	\$3,060,000	\$3,060,000

Project Class Summary - Funding Detail							Council Approved		
Project	Project Title	Total	Prior	FY2015	FY2016	FY2017	FY2018	FY2019	FY2020
Project Class Traffic Control									
Bonds									
	General County Bonds	\$11,638,378	\$2,861,378	\$1,799,000	\$1,549,000	\$1,574,000	\$1,285,000	\$1,285,000	\$1,285,000
	Bonds	\$11,638,378	\$2,861,378	\$1,799,000	\$1,549,000	\$1,574,000	\$1,285,000	\$1,285,000	\$1,285,000
PayGo									
	General Fund PayGo	\$2,162,034	\$812,034	(\$25,000)	\$275,000	\$275,000	\$275,000	\$275,000	\$275,000
	PayGo	\$2,162,034	\$812,034	(\$25,000)	\$275,000	\$275,000	\$275,000	\$275,000	\$275,000
Grants & Aid									
	Other Fed Grants	\$160,040	\$160,040	\$0	\$0	\$0	\$0	\$0	\$0
	Other State Grants	\$0	\$0	\$0	\$0	\$0	\$0	\$0	\$0
	Grants & Aid	\$160,040	\$160,040	\$0	\$0	\$0	\$0	\$0	\$0
Other									
	Developer Contribution	\$12,000,000	\$0	\$4,500,000	\$1,500,000	\$1,500,000	\$1,500,000	\$1,500,000	\$1,500,000
	Other	\$12,000,000	\$0	\$4,500,000	\$1,500,000	\$1,500,000	\$1,500,000	\$1,500,000	\$1,500,000
	Traffic Control	\$25,960,452	\$3,833,452	\$6,274,000	\$3,324,000	\$3,349,000	\$3,060,000	\$3,060,000	\$3,060,000

Capital Budget and Program

Anne Arundel County, Maryland

Project Class Summary - Project Listing

Council Approved

Project	Project Title	Total	Prior	FY2015	FY2016	FY2017	FY2018	FY2019	FY2020
Project Class Dredging									
D562500	CSX DMP Site Restoration	\$327,000	\$0	\$327,000	\$0	\$0	\$0	\$0	\$0
D562600	Rock Creek DMP Restoration	\$618,000	\$0	\$618,000	\$0	\$0	\$0	\$0	\$0
D562700	Rockhold Crk County Dredging	\$2,978,000	\$0	\$1,195,000	\$1,783,000	\$0	\$0	\$0	\$0
D562800	Pocahontas Creek Dredging	\$366,000	\$0	\$366,000	\$0	\$0	\$0	\$0	\$0
Q500000	DMP Site Management	\$1,529,869	\$629,869	\$150,000	\$150,000	\$150,000	\$150,000	\$150,000	\$150,000
Q514600	Waterway Improvement Program	\$5,000,000	\$0	\$0	\$1,000,000	\$1,000,000	\$1,000,000	\$1,000,000	\$1,000,000
Q542900	SAV Monitoring	\$448,011	\$198,011	\$0	\$50,000	\$50,000	\$50,000	\$50,000	\$50,000
Q548200	Duvall Creek Dredging	\$2,284,000	\$1,892,000	\$392,000	\$0	\$0	\$0	\$0	\$0
Q549100	SAV Mitig & Uplnd Ret	\$193,000	\$238,000	(\$45,000)	\$0	\$0	\$0	\$0	\$0
Q551300	Severn River HW Dredging	\$665,000	\$744,000	(\$79,000)	\$0	\$0	\$0	\$0	\$0
Q551400	Saltworks Creek Dredging	\$119,000	\$154,000	(\$35,000)	\$0	\$0	\$0	\$0	\$0
Q561900	Upper West River Dredging	\$887,000	\$1,382,000	(\$495,000)	\$0	\$0	\$0	\$0	\$0
D346400	Chg Agnst Dredging Closed Proj	\$75,646	\$75,646	\$0	\$0	\$0	\$0	\$0	\$0
Q463600	Waterway Improv Proj Pln	\$775,191	\$775,191	\$0	\$0	\$0	\$0	\$0	\$0
Q475000	Waterway Dredge Placement	\$301,262	\$301,262	\$0	\$0	\$0	\$0	\$0	\$0
Q509400	Cypress Creek Retrofit	\$3,438,000	\$3,438,000	\$0	\$0	\$0	\$0	\$0	\$0
Q514100	Sloop,Eli&Long Coves Retrofits	\$1,422,000	\$1,422,000	\$0	\$0	\$0	\$0	\$0	\$0
Q517300	Town Point DMP Site Upgrade	\$2,621,000	\$2,621,000	\$0	\$0	\$0	\$0	\$0	\$0
Q517600	Whitehall Creek Dredging	\$940,000	\$940,000	\$0	\$0	\$0	\$0	\$0	\$0
Q540200	Parish Creek Dredging	\$2,344,000	\$2,344,000	\$0	\$0	\$0	\$0	\$0	\$0
Q544700	Rockhold Crk Fed Chanl Dredg	\$1,027,000	\$1,027,000	\$0	\$0	\$0	\$0	\$0	\$0
Total Dredging		\$28,358,978	\$18,181,978	\$2,394,000	\$2,983,000	\$1,200,000	\$1,200,000	\$1,200,000	\$1,200,000

Project Class Summary - Funding Detail							Council Approved		
Project	Project Title	Total	Prior	FY2015	FY2016	FY2017	FY2018	FY2019	FY2020
Project Class Dredging									
Bonds									
	General County Bonds	\$15,522,942	\$7,354,942	\$2,197,000	\$1,971,000	\$1,000,000	\$1,000,000	\$1,000,000	\$1,000,000
	Bonds	\$15,522,942	\$7,354,942	\$2,197,000	\$1,971,000	\$1,000,000	\$1,000,000	\$1,000,000	\$1,000,000
PayGo									
	General Fund PayGo	\$2,225,946	\$1,075,946	\$150,000	\$200,000	\$200,000	\$200,000	\$200,000	\$200,000
	PayGo	\$2,225,946	\$1,075,946	\$150,000	\$200,000	\$200,000	\$200,000	\$200,000	\$200,000
Grants & Aid									
	Other Fed Grants	\$1,269,000	\$1,269,000	\$0	\$0	\$0	\$0	\$0	\$0
	MDE Erosion & Water Qlty	\$593,000	\$593,000	\$0	\$0	\$0	\$0	\$0	\$0
	MD Waterway Improvement	\$8,613,090	\$7,754,090	\$47,000	\$812,000	\$0	\$0	\$0	\$0
	Other State Grants	\$0	\$0	\$0	\$0	\$0	\$0	\$0	\$0
	Grants & Aid	\$10,475,090	\$9,616,090	\$47,000	\$812,000	\$0	\$0	\$0	\$0
Other									
	Other Funding Sources	\$135,000	\$135,000	\$0	\$0	\$0	\$0	\$0	\$0
	Other	\$135,000	\$135,000	\$0	\$0	\$0	\$0	\$0	\$0
	Dredging	\$28,358,978	\$18,181,978	\$2,394,000	\$2,983,000	\$1,200,000	\$1,200,000	\$1,200,000	\$1,200,000

Capital Budget and Program

Anne Arundel County, Maryland

Project Class Summary - Project Listing

Council Approved

Project	Project Title	Total	Prior	FY2015	FY2016	FY2017	FY2018	FY2019	FY2020
Project Class Water Quality Improvements									
D499900	NPDES SD Retrofits	\$3,228,154	\$2,428,154	\$800,000	\$0	\$0	\$0	\$0	\$0
Q437300	Stream & Ecological Restor	\$1,968,307	\$1,392,307	\$576,000	\$0	\$0	\$0	\$0	\$0
Q514300	Crofton Trib Restoration	\$1,287,000	\$1,387,000	(\$100,000)	\$0	\$0	\$0	\$0	\$0
Q514500	Warehouse Creek Stream Restr	\$2,122,000	\$1,934,000	\$188,000	\$0	\$0	\$0	\$0	\$0
Q516500	Old County Road Swm Bmp	\$776,000	\$639,000	\$137,000	\$0	\$0	\$0	\$0	\$0
Q517400	Cowhide Branch Retro	\$3,178,000	\$2,310,000	\$868,000	\$0	\$0	\$0	\$0	\$0
Q526500	Riverdale Outfall Rehab	\$283,000	\$369,000	(\$86,000)	\$0	\$0	\$0	\$0	\$0
Q540300	Rutland Rd Fish Passage	\$1,717,000	\$1,645,000	\$72,000	\$0	\$0	\$0	\$0	\$0
Q540400	Stream Monitoring	\$153,468	\$253,468	(\$100,000)	\$0	\$0	\$0	\$0	\$0
Q551500	Barrensdale Outfall Restor	\$1,081,000	\$1,054,000	\$27,000	\$0	\$0	\$0	\$0	\$0
D406900	NPDES Permit Program	\$2,700,666	\$2,700,666	\$0	\$0	\$0	\$0	\$0	\$0
D515900	Four Season Stream Rehab	\$1,238,000	\$1,238,000	\$0	\$0	\$0	\$0	\$0	\$0
Q416000	Chg Agst Clsd Projects	\$67,721	\$67,721	\$0	\$0	\$0	\$0	\$0	\$0
Q516400	Beacrane Road Bog Rehab	\$29,000	\$29,000	\$0	\$0	\$0	\$0	\$0	\$0
Q516600	Evergreen Road Outfall Rehab	\$717,000	\$717,000	\$0	\$0	\$0	\$0	\$0	\$0
Q530800	Ruppert Ravine Phase 2	\$714,000	\$714,000	\$0	\$0	\$0	\$0	\$0	\$0
Q536000	Windsor Ridge Stream Stabilizat	\$785,000	\$785,000	\$0	\$0	\$0	\$0	\$0	\$0
Q536100	N Carolina Wetland Rec Phase 2	\$284,000	\$284,000	\$0	\$0	\$0	\$0	\$0	\$0
Q536400	Picture Spring Branch Str Rest	\$423,000	\$423,000	\$0	\$0	\$0	\$0	\$0	\$0
Q543000	Shipley's Choice Dam Rehab	\$5,418,000	\$5,418,000	\$0	\$0	\$0	\$0	\$0	\$0
Total Water Quality Improvements		\$28,170,315	\$25,788,315	\$2,382,000	\$0	\$0	\$0	\$0	\$0

Project Class Summary - Funding Detail

Council Approved

Project	Project Title	Total	Prior	FY2015	FY2016	FY2017	FY2018	FY2019	FY2020
Project Class Water Quality Improvements									
Bonds									
	General County Bonds	\$17,068,918	\$17,268,918	(\$200,000)	\$0	\$0	\$0	\$0	\$0
	WPRF Bonds	\$3,404,000	\$1,611,000	\$1,793,000	\$0	\$0	\$0	\$0	\$0
	Bonds	\$20,472,918	\$18,879,918	\$1,593,000	\$0	\$0	\$0	\$0	\$0
PayGo									
	General Fund PayGo	\$2,017,798	\$2,017,798	\$0	\$0	\$0	\$0	\$0	\$0
	PayGo	\$2,017,798	\$2,017,798	\$0	\$0	\$0	\$0	\$0	\$0
Grants & Aid									
	Other Fed Grants	\$1,747,000	\$1,747,000	\$0	\$0	\$0	\$0	\$0	\$0
	MDE Erosion & Water Qlty	\$449,732	\$856,732	(\$407,000)	\$0	\$0	\$0	\$0	\$0
	Other State Grants	\$2,754,000	\$1,558,000	\$1,196,000	\$0	\$0	\$0	\$0	\$0
	Grants & Aid	\$4,950,732	\$4,161,732	\$789,000	\$0	\$0	\$0	\$0	\$0
Other									
	Developer Contribution	\$0	\$0	\$0	\$0	\$0	\$0	\$0	\$0
	Miscellaneous	\$728,868	\$728,868	\$0	\$0	\$0	\$0	\$0	\$0
	Other	\$728,868	\$728,868	\$0	\$0	\$0	\$0	\$0	\$0
	Water Quality Improvements	\$28,170,315	\$25,788,315	\$2,382,000	\$0	\$0	\$0	\$0	\$0

Project Class Summary - Project Listing

Council Approved

Project	Project Title	Total	Prior	FY2015	FY2016	FY2017	FY2018	FY2019	FY2020
Project Class Stormwater Runoff Controls									
D451100	Culvert and Closed SD Rehab	\$371,544	\$391,544	(\$20,000)	\$0	\$0	\$0	\$0	\$0
D478500	Emergency Storm Drain	\$1,077,467	\$1,177,467	(\$100,000)	\$0	\$0	\$0	\$0	\$0
D527400	South Down Shores SD Imp	\$1,667,000	\$1,767,000	(\$100,000)	\$0	\$0	\$0	\$0	\$0
D549600	Buena Vista Outfall Restor.	\$532,000	\$607,000	(\$75,000)	\$0	\$0	\$0	\$0	\$0
D448300	Stormwtr Pond Maint	\$311,845	\$311,845	\$0	\$0	\$0	\$0	\$0	\$0
D480900	New Cut Rd Cul Rep	\$2,896,000	\$2,896,000	\$0	\$0	\$0	\$0	\$0	\$0
D510200	Saunders Point Storm Drains	\$1,192,000	\$1,192,000	\$0	\$0	\$0	\$0	\$0	\$0
D515500	Selby On The Bay SD	\$1,383,000	\$1,383,000	\$0	\$0	\$0	\$0	\$0	\$0
D515600	Harmans Road Culvert Rehab	\$2,575,000	\$2,575,000	\$0	\$0	\$0	\$0	\$0	\$0
D537900	Storm Drainage/SWM Infrastr	\$3,366,440	\$3,366,440	\$0	\$0	\$0	\$0	\$0	\$0
D545100	Chg Agst Closed Stormwater Pro	\$10,000	\$10,000	\$0	\$0	\$0	\$0	\$0	\$0
Total Stormwater Runoff Controls		\$15,382,297	\$15,677,297	(\$295,000)	\$0	\$0	\$0	\$0	\$0

Project Class Summary - Funding Detail							Council Approved		
Project	Project Title	Total	Prior	FY2015	FY2016	FY2017	FY2018	FY2019	FY2020
Project Class Stormwater Runoff Controls									
Bonds									
	General County Bonds	\$11,769,452	\$12,064,452	(\$295,000)	\$0	\$0	\$0	\$0	\$0
	WPRF Bonds	\$2,799,000	\$2,799,000	\$0	\$0	\$0	\$0	\$0	\$0
	Bonds	\$14,568,452	\$14,863,452	(\$295,000)	\$0	\$0	\$0	\$0	\$0
PayGo									
	General Fund PayGo	\$321,845	\$321,845	\$0	\$0	\$0	\$0	\$0	\$0
	PayGo	\$321,845	\$321,845	\$0	\$0	\$0	\$0	\$0	\$0
Grants & Aid									
	MDE Erosion & Water Qlty	\$82,000	\$82,000	\$0	\$0	\$0	\$0	\$0	\$0
	Other State Grants	\$410,000	\$410,000	\$0	\$0	\$0	\$0	\$0	\$0
	Grants & Aid	\$492,000	\$492,000	\$0	\$0	\$0	\$0	\$0	\$0
	Stormwater Runoff Controls	\$15,382,297	\$15,677,297	(\$295,000)	\$0	\$0	\$0	\$0	\$0

Capital Budget and Program

Anne Arundel County, Maryland

Project Class Summary - Project Listing

Council Approved

Project	Project Title	Total	Prior	FY2015	FY2016	FY2017	FY2018	FY2019	FY2020
Project Class Special Benefit Districts									
Q547500	Annapolis Cove SECD	\$228,000	\$228,000	\$0	\$0	\$0	\$0	\$0	\$0
Total Special Benefit Districts		\$228,000	\$228,000	\$0	\$0	\$0	\$0	\$0	\$0

Capital Budget and Program

Anne Arundel County, Maryland

Project Class Summary - Funding Detail

Council Approved

Project	Project Title	Total	Prior	FY2015	FY2016	FY2017	FY2018	FY2019	FY2020
Project Class Special Benefit Districts									
Other									
	Miscellaneous	\$228,000	\$228,000	\$0	\$0	\$0	\$0	\$0	\$0
Other									
		\$228,000	\$228,000	\$0	\$0	\$0	\$0	\$0	\$0
Special Benefit Districts									
		\$228,000	\$228,000	\$0	\$0	\$0	\$0	\$0	\$0

Project Class Summary - Project Listing

Council Approved

Project	Project Title	Total	Prior	FY2015	FY2016	FY2017	FY2018	FY2019	FY2020
Project Class School Off-Site									
C478300	School Sidewalks	\$1,925,976	\$425,976	\$250,000	\$250,000	\$250,000	\$250,000	\$250,000	\$250,000
C478400	Drvwy & Park Lots	\$1,216,162	\$1,216,162	\$0	\$0	\$0	\$0	\$0	\$0
Total School Off-Site		\$3,142,139	\$1,642,139	\$250,000	\$250,000	\$250,000	\$250,000	\$250,000	\$250,000

Project Class Summary - Funding Detail							Council Approved		
Project	Project Title	Total	Prior	FY2015	FY2016	FY2017	FY2018	FY2019	FY2020
Project Class School Off-Site									
Bonds									
	General County Bonds	\$3,132,378	\$1,632,378	\$250,000	\$250,000	\$250,000	\$250,000	\$250,000	\$250,000
	Bonds	\$3,132,378	\$1,632,378	\$250,000	\$250,000	\$250,000	\$250,000	\$250,000	\$250,000
PayGo									
	General Fund PayGo	\$0	\$0	\$0	\$0	\$0	\$0	\$0	\$0
	PayGo	\$0	\$0	\$0	\$0	\$0	\$0	\$0	\$0
Other									
	Developer Contribution	\$9,761	\$9,761	\$0	\$0	\$0	\$0	\$0	\$0
	Other	\$9,761	\$9,761	\$0	\$0	\$0	\$0	\$0	\$0
	School Off-Site	\$3,142,139	\$1,642,139	\$250,000	\$250,000	\$250,000	\$250,000	\$250,000	\$250,000

Capital Budget and Program

Anne Arundel County, Maryland

Project Class Summary - Project Listing

Council Approved

Project	Project Title	Total	Prior	FY2015	FY2016	FY2017	FY2018	FY2019	FY2020
Project Class Board of Education									
E521700	Phoenix Annapolis	\$21,029,937	\$23,029,937	(\$2,000,000)	\$0	\$0	\$0	\$0	\$0
E521800	Belle Grove ES	\$16,618,000	\$16,744,000	(\$126,000)	\$0	\$0	\$0	\$0	\$0
E521900	Annapolis ES	\$28,873,208	\$26,525,208	\$2,348,000	\$0	\$0	\$0	\$0	\$0
E522100	Point Pleasant ES	\$26,114,000	\$28,114,000	(\$2,000,000)	\$0	\$0	\$0	\$0	\$0
E522200	Benfield ES	\$37,596,000	\$6,249,000	\$14,000,000	\$14,563,000	\$2,784,000	\$0	\$0	\$0
E524100	All Day K and Pre K	\$102,651,597	\$57,651,597	\$5,000,000	\$5,000,000	\$5,000,000	\$10,000,000	\$10,000,000	\$10,000,000
E524300	Southgate ES	\$22,805,000	\$22,864,000	(\$59,000)	\$0	\$0	\$0	\$0	\$0
E524400	Overlook ES	\$17,110,000	\$17,307,000	(\$197,000)	\$0	\$0	\$0	\$0	\$0
E534200	Germantown ES	\$20,354,000	\$20,804,000	(\$450,000)	\$0	\$0	\$0	\$0	\$0
E538000	Health & Safety	\$6,750,000	\$3,500,000	\$750,000	\$500,000	\$500,000	\$500,000	\$500,000	\$500,000
E538100	Security Related Upgrades	\$14,700,000	\$8,700,000	\$1,000,000	\$1,000,000	\$1,000,000	\$1,000,000	\$1,000,000	\$1,000,000
E538200	Building Systems Renov	\$173,588,000	\$103,847,000	\$19,741,000	\$10,000,000	\$10,000,000	\$10,000,000	\$10,000,000	\$10,000,000
E538300	Maintenance Backlog	\$65,595,000	\$39,975,000	\$5,620,000	\$4,000,000	\$4,000,000	\$4,000,000	\$4,000,000	\$4,000,000
E538400	Roof Replacement	\$24,000,000	\$12,000,000	\$2,000,000	\$2,000,000	\$2,000,000	\$2,000,000	\$2,000,000	\$2,000,000
E538500	Relocatable Classrooms	\$6,500,000	\$5,300,000	\$1,200,000	\$0	\$0	\$0	\$0	\$0
E538600	Asbestos Abatement	\$8,950,000	\$4,900,000	\$300,000	\$750,000	\$750,000	\$750,000	\$750,000	\$750,000
E538700	Barrier Free	\$5,400,000	\$2,650,000	\$250,000	\$500,000	\$500,000	\$500,000	\$500,000	\$500,000
E538800	School Bus Replacement	\$8,350,000	\$3,550,000	\$800,000	\$800,000	\$800,000	\$800,000	\$800,000	\$800,000
E538900	Health Room Modifications	\$1,450,000	\$1,200,000	\$250,000	\$0	\$0	\$0	\$0	\$0
E539000	School Furniture	\$3,300,000	\$2,900,000	\$400,000	\$0	\$0	\$0	\$0	\$0
E539100	Upgrade Various Schools	\$3,159,998	\$2,759,998	\$400,000	\$0	\$0	\$0	\$0	\$0
E539200	Vehicle Replacement	\$3,650,000	\$1,550,000	\$350,000	\$350,000	\$350,000	\$350,000	\$350,000	\$350,000
E539300	Aging Schools	\$11,583,744	\$7,908,744	\$675,000	\$600,000	\$600,000	\$600,000	\$600,000	\$600,000
E539400	TIMS Electrical	\$3,995,000	\$1,595,000	\$400,000	\$400,000	\$400,000	\$400,000	\$400,000	\$400,000
E540900	Open Space Classrm. Enclosures	\$80,311,573	\$44,681,573	\$8,630,000	\$5,000,000	\$5,000,000	\$9,000,000	\$4,000,000	\$4,000,000
E541400	Pershing Hill ES	\$20,373,000	\$20,771,000	(\$398,000)	\$0	\$0	\$0	\$0	\$0
E543200	Northeast HS	\$97,011,933	\$101,011,933	(\$4,000,000)	\$0	\$0	\$0	\$0	\$0

Capital Budget and Program

Anne Arundel County, Maryland

Project Class Summary - Project Listing

Council Approved

Project	Project Title	Total	Prior	FY2015	FY2016	FY2017	FY2018	FY2019	FY2020
E544900	Folger McKinsey ES	\$20,179,000	\$21,063,000	(\$884,000)	\$0	\$0	\$0	\$0	\$0
E545200	Lothian ES	\$31,700,000	\$24,938,000	\$6,762,000	\$0	\$0	\$0	\$0	\$0
E545300	Crofton ES	\$28,486,000	\$25,020,000	\$3,466,000	\$0	\$0	\$0	\$0	\$0
E545400	Mills-Parole ES	\$30,494,000	\$26,943,000	\$3,551,000	\$0	\$0	\$0	\$0	\$0
E545500	Rolling Knolls ES	\$36,644,000	\$4,512,000	\$17,100,000	\$15,032,000	\$0	\$0	\$0	\$0
E545600	West Annapolis ES	\$23,921,000	\$2,175,000	\$12,000,000	\$9,746,000	\$0	\$0	\$0	\$0
E547200	Severna Park HS	\$134,165,000	\$26,551,000	\$49,951,000	\$48,471,000	\$9,192,000	\$0	\$0	\$0
E549200	Additions	\$24,147,000	\$22,147,000	\$2,000,000	\$0	\$0	\$0	\$0	\$0
E549300	Athletic Stadium Improvements	\$9,350,000	\$5,850,000	\$3,500,000	\$0	\$0	\$0	\$0	\$0
E549400	Drvwy & Park Lots	\$6,475,000	\$1,975,000	\$750,000	\$750,000	\$750,000	\$750,000	\$750,000	\$750,000
E549700	Manor View ES	\$32,089,000	\$0	\$177,000	\$2,270,000	\$13,759,000	\$12,229,000	\$3,654,000	\$0
E549800	High Point ES	\$41,307,000	\$0	\$177,000	\$2,906,000	\$17,806,000	\$15,751,000	\$4,667,000	\$0
E549900	George Cromwell ES	\$28,970,000	\$177,000	\$0	\$2,070,000	\$12,405,000	\$11,020,000	\$3,298,000	\$0
E550000	Jessup ES	\$37,114,000	\$212,000	\$0	\$0	\$2,580,000	\$15,977,000	\$14,146,000	\$4,199,000
E550100	Arnold ES	\$36,379,000	\$177,000	\$0	\$0	\$2,565,000	\$15,640,000	\$13,868,000	\$4,129,000
E550200	Old Mill HS	\$11,721,000	\$0	\$0	\$0	\$500,000	\$0	\$5,500,000	\$5,721,000
E550300	Old Mill MS North	\$250,000	\$0	\$0	\$0	\$250,000	\$0	\$0	\$0
E550400	Old Mill MS South	\$250,000	\$0	\$0	\$0	\$250,000	\$0	\$0	\$0
E560600	Energy Efficiency Init. (EEL)	\$92,000	\$125,000	(\$33,000)	\$0	\$0	\$0	\$0	\$0
E562900	Old Mill Property Acquisition	\$14,000,000	\$0	\$0	\$0	\$0	\$0	\$14,000,000	\$0
E511900	Science Lab Modernization	\$16,146,707	\$16,146,707	\$0	\$0	\$0	\$0	\$0	\$0
Total Board of Education		\$1,395,699,697	\$766,100,697	\$153,401,000	\$126,708,000	\$93,741,000	\$111,267,000	\$94,783,000	\$49,699,000

Capital Budget and Program

Anne Arundel County, Maryland

Project Class Summary - Funding Detail

Council Approved

Project	Project Title	Total	Prior	FY2015	FY2016	FY2017	FY2018	FY2019	FY2020
Project Class Board of Education									
Bonds									
	General County Bonds	\$911,131,640	\$465,968,640	\$98,411,000	\$83,373,000	\$65,315,000	\$81,693,000	\$78,676,000	\$37,695,000
	ED Impact Fee Bonds Dist 1	\$79,000	\$79,000	\$0	\$0	\$0	\$0	\$0	\$0
	ED Impact Fee Bonds Dist 2	\$0	\$0	\$0	\$0	\$0	\$0	\$0	\$0
	ED Impact Fee Bonds Dist 3	\$0	\$0	\$0	\$0	\$0	\$0	\$0	\$0
	ED Impact Fee Bonds Dist 4	\$0	\$0	\$0	\$0	\$0	\$0	\$0	\$0
	ED Impact Fee Bonds Dist 5	\$0	\$0	\$0	\$0	\$0	\$0	\$0	\$0
	ED Impact Fee Bonds Dist 6	\$0	\$0	\$0	\$0	\$0	\$0	\$0	\$0
	Bonds	\$911,210,640	\$466,047,640	\$98,411,000	\$83,373,000	\$65,315,000	\$81,693,000	\$78,676,000	\$37,695,000
PayGo									
	General Fund PayGo	\$48,143,213	\$34,541,213	\$13,963,000	\$9,220,000	(\$13,211,000)	\$1,210,000	\$1,210,000	\$1,210,000
	Bd of Ed PayGo	\$1,511,700	\$1,511,700	\$0	\$0	\$0	\$0	\$0	\$0
	PayGo	\$49,654,913	\$36,052,913	\$13,963,000	\$9,220,000	(\$13,211,000)	\$1,210,000	\$1,210,000	\$1,210,000
Impact Fees									
	Impact Fees - Ed	\$2,700,000	\$2,700,000	\$0	\$0	\$0	\$0	\$0	\$0
	Ed Impact Fees Dist 1	\$19,319,500	\$13,739,500	\$0	\$0	\$2,580,000	\$2,000,000	\$500,000	\$500,000
	Ed Impact Fees Dist 2	\$5,942,600	\$4,942,600	\$0	\$400,000	\$200,000	\$200,000	\$200,000	\$0
	Ed Impact Fees Dist 3	\$12,597,300	\$7,291,300	\$0	\$2,906,000	\$1,500,000	\$500,000	\$400,000	\$0
	Ed Impact Fees Dist 4	\$152,800	\$352,800	(\$200,000)	\$0	\$0	\$0	\$0	\$0
	Ed Impact Fees Dist 5	\$2,680,700	\$1,980,700	\$0	\$500,000	\$200,000	\$0	\$0	\$0
	Ed Impact Fees Dist 6	\$7,633,000	\$7,133,000	\$0	\$500,000	\$0	\$0	\$0	\$0
	Ed Impact Fees Dist 7	\$197,500	\$197,500	\$0	\$0	\$0	\$0	\$0	\$0
	Impact Fees	\$51,223,400	\$38,337,400	(\$200,000)	\$4,306,000	\$4,480,000	\$2,700,000	\$1,100,000	\$500,000
Grants & Aid									
	POS - Development	\$233,000	\$233,000	\$0	\$0	\$0	\$0	\$0	\$0
	Inter-Agency Committee	\$337,342,728	\$183,744,728	\$36,877,000	\$29,809,000	\$37,157,000	\$25,664,000	\$13,797,000	\$10,294,000
	Other State Grants	\$20,645,016	\$17,095,016	\$3,550,000	\$0	\$0	\$0	\$0	\$0
	Grants & Aid	\$358,220,744	\$201,072,744	\$40,427,000	\$29,809,000	\$37,157,000	\$25,664,000	\$13,797,000	\$10,294,000
Other									
	Other Funding Sources	\$6,290,000	\$6,290,000	\$0	\$0	\$0	\$0	\$0	\$0
	Miscellaneous	\$3,300,000	\$3,300,000	\$0	\$0	\$0	\$0	\$0	\$0
	Bond Premium	\$15,800,000	\$15,000,000	\$800,000	\$0	\$0	\$0	\$0	\$0
	School Waiver Fees	\$0	\$0	\$0	\$0	\$0	\$0	\$0	\$0
	Other	\$25,390,000	\$24,590,000	\$800,000	\$0	\$0	\$0	\$0	\$0
	Board of Education	\$1,395,699,697	\$766,100,697	\$153,401,000	\$126,708,000	\$93,741,000	\$111,267,000	\$94,783,000	\$49,699,000

Capital Budget and Program

Anne Arundel County, Maryland

Project Class Summary - Project Listing

Council Approved

Project	Project Title	Total	Prior	FY2015	FY2016	FY2017	FY2018	FY2019	FY2020
Project Class Community College									
J441200	Campus Improvements	\$12,265,000	\$8,065,000	\$700,000	\$700,000	\$700,000	\$700,000	\$700,000	\$700,000
J540700	Systemics	\$5,585,000	\$1,585,000	\$1,000,000	\$1,000,000	\$1,000,000	\$1,000,000	\$0	\$0
J540800	Walkways, Roads & Parking Lots	\$5,000,000	\$4,000,000	\$500,000	\$500,000	\$0	\$0	\$0	\$0
J564300	Allied Health Renov & Addition	\$56,506,000	\$0	\$0	\$0	\$0	\$6,506,000	\$20,000,000	\$30,000,000
J564400	Modular Building	\$746,000	\$0	\$746,000	\$0	\$0	\$0	\$0	\$0
J564500	Building Controls/CADE	\$275,000	\$0	\$275,000	\$0	\$0	\$0	\$0	\$0
J519400	Administration Bldg Renovation	\$5,968,000	\$5,968,000	\$0	\$0	\$0	\$0	\$0	\$0
J529900	Library Renovation & Addition	\$19,666,000	\$19,666,000	\$0	\$0	\$0	\$0	\$0	\$0
J542200	Lila Schwartz Building Renov	\$0	\$0	\$0	\$0	\$0	\$0	\$0	\$0
J548600	CyberCenter	\$1,162,000	\$1,162,000	\$0	\$0	\$0	\$0	\$0	\$0
J549000	Dragun Building Renovations	\$0	\$0	\$0	\$0	\$0	\$0	\$0	\$0
J550900	Humanities Building Renovation	\$0	\$0	\$0	\$0	\$0	\$0	\$0	\$0
J551000	Info Tech Enhancement	\$3,000,000	\$3,000,000	\$0	\$0	\$0	\$0	\$0	\$0
Total Community College		\$110,173,000	\$43,446,000	\$3,221,000	\$2,200,000	\$1,700,000	\$8,206,000	\$20,700,000	\$30,700,000

Capital Budget and Program

Anne Arundel County, Maryland

Project Class Summary - Funding Detail							Council Approved		
Project	Project Title	Total	Prior	FY2015	FY2016	FY2017	FY2018	FY2019	FY2020
Project Class Community College									
Bonds									
	General County Bonds	\$65,691,000	\$27,217,000	\$3,221,000	\$2,200,000	\$1,700,000	\$4,953,000	\$10,700,000	\$15,700,000
	Bonds	\$65,691,000	\$27,217,000	\$3,221,000	\$2,200,000	\$1,700,000	\$4,953,000	\$10,700,000	\$15,700,000
PayGo									
	General Fund PayGo	\$2,670,000	\$2,670,000	\$0	\$0	\$0	\$0	\$0	\$0
	Community College Pay Go	\$1,957,000	\$1,745,000	\$212,000	\$0	\$0	\$0	\$0	\$0
	PayGo	\$4,627,000	\$4,415,000	\$212,000	\$0	\$0	\$0	\$0	\$0
Grants & Aid									
	Maryland Higher Education	\$39,855,000	\$11,814,000	(\$212,000)	\$0	\$0	\$3,253,000	\$10,000,000	\$15,000,000
	Grants & Aid	\$39,855,000	\$11,814,000	(\$212,000)	\$0	\$0	\$3,253,000	\$10,000,000	\$15,000,000
	Community College	\$110,173,000	\$43,446,000	\$3,221,000	\$2,200,000	\$1,700,000	\$8,206,000	\$20,700,000	\$30,700,000

Project Class Summary - Project Listing

Council Approved

Project	Project Title	Total	Prior	FY2015	FY2016	FY2017	FY2018	FY2019	FY2020
Project Class Library									
L479600	Library Renovation	\$3,328,433	\$1,228,433	\$350,000	\$350,000	\$350,000	\$350,000	\$350,000	\$350,000
L561300	Annapolis Regional Library	\$39,158,000	\$3,504,000	\$0	\$16,309,000	\$19,345,000	\$0	\$0	\$0
L564600	Generator for Library HQ	\$428,000	\$0	\$428,000	\$0	\$0	\$0	\$0	\$0
L357500	Chg Agst Lib Clsd Projects	\$28,131	\$28,131	\$0	\$0	\$0	\$0	\$0	\$0
L542400	Library Proj Plan	\$100,000	\$100,000	\$0	\$0	\$0	\$0	\$0	\$0
Total Library		\$43,042,564	\$4,860,564	\$778,000	\$16,659,000	\$19,695,000	\$350,000	\$350,000	\$350,000

Capital Budget and Program

Anne Arundel County, Maryland

Project Class Summary - Funding Detail							Council Approved		
Project	Project Title	Total	Prior	FY2015	FY2016	FY2017	FY2018	FY2019	FY2020
Project Class Library									
Bonds									
	General County Bonds	\$17,289,131	\$278,131	\$428,000	\$16,309,000	\$274,000	\$0	\$0	\$0
	Bonds	\$17,289,131	\$278,131	\$428,000	\$16,309,000	\$274,000	\$0	\$0	\$0
PayGo									
	General Fund PayGo	\$25,629,605	\$4,458,605	\$350,000	\$350,000	\$19,421,000	\$350,000	\$350,000	\$350,000
	PayGo	\$25,629,605	\$4,458,605	\$350,000	\$350,000	\$19,421,000	\$350,000	\$350,000	\$350,000
Grants & Aid									
	Other State Grants	\$123,828	\$123,828	\$0	\$0	\$0	\$0	\$0	\$0
	Grants & Aid	\$123,828	\$123,828	\$0	\$0	\$0	\$0	\$0	\$0
	Library	\$43,042,564	\$4,860,564	\$778,000	\$16,659,000	\$19,695,000	\$350,000	\$350,000	\$350,000

Project Class Summary - Project Listing

Council Approved

Project	Project Title	Total	Prior	FY2015	FY2016	FY2017	FY2018	FY2019	FY2020
Project Class Waste Management									
N513600	Landfill Gas Mangt Sys Upgd	\$9,434,000	\$9,639,000	(\$205,000)	\$0	\$0	\$0	\$0	\$0
N526900	Solid Waste Renovations	\$14,203,969	\$5,590,969	\$1,363,000	\$1,450,000	\$1,450,000	\$1,450,000	\$1,450,000	\$1,450,000
N530600	Cell 9 Disposal Area	\$27,503,000	\$26,955,000	\$548,000	\$0	\$0	\$0	\$0	\$0
N551100	Cell 8 Closure	\$16,512,000	\$941,000	\$0	\$15,571,000	\$0	\$0	\$0	\$0
N561400	MLFRRF Subcell 9.2	\$23,425,000	\$0	\$0	\$1,000,000	\$0	\$0	\$22,425,000	\$0
N564800	MLF Compost Pad Phase 2	\$4,765,000	\$0	\$361,000	\$4,404,000	\$0	\$0	\$0	\$0
N422700	SW Project Planning	\$283,314	\$283,314	\$0	\$0	\$0	\$0	\$0	\$0
N426900	Solid Waste Proj Mgmt	\$750,000	\$750,000	\$0	\$0	\$0	\$0	\$0	\$0
N496200	Chg Agst SW Closed Projects	\$430,000	\$430,000	\$0	\$0	\$0	\$0	\$0	\$0
N535400	Landfill Buffer Exp	\$1,331,306	\$1,331,306	\$0	\$0	\$0	\$0	\$0	\$0
N542500	Sudley CC Upgrade	\$1,279,000	\$1,279,000	\$0	\$0	\$0	\$0	\$0	\$0
N564700	MLF CNG Facility	\$0	\$0	\$0	\$0	\$0	\$0	\$0	\$0
Total Waste Management		\$99,916,589	\$47,199,589	\$2,067,000	\$22,425,000	\$1,450,000	\$1,450,000	\$23,875,000	\$1,450,000

Project Class Summary - Funding Detail							Council Approved		
Project	Project Title	Total	Prior	FY2015	FY2016	FY2017	FY2018	FY2019	FY2020
Project Class Waste Management									
Bonds									
	Solid Waste Bonds	\$74,545,804	\$40,642,804	\$1,599,000	\$6,299,000	\$895,000	\$895,000	\$23,320,000	\$895,000
Bonds		\$74,545,804	\$40,642,804	\$1,599,000	\$6,299,000	\$895,000	\$895,000	\$23,320,000	\$895,000
PayGo									
	Solid Wst Mgmt PayGo	\$8,108,785	\$4,865,785	\$468,000	\$555,000	\$555,000	\$555,000	\$555,000	\$555,000
	SW Financial Assurance PayGo	\$16,512,000	\$941,000	\$0	\$15,571,000	\$0	\$0	\$0	\$0
PayGo		\$24,620,785	\$5,806,785	\$468,000	\$16,126,000	\$555,000	\$555,000	\$555,000	\$555,000
Grants & Aid									
	Other Fed Grants	\$0	\$0	\$0	\$0	\$0	\$0	\$0	\$0
Grants & Aid		\$0	\$0	\$0	\$0	\$0	\$0	\$0	\$0
Other									
	Project Reimbursement	\$750,000	\$750,000	\$0	\$0	\$0	\$0	\$0	\$0
Other		\$750,000	\$750,000	\$0	\$0	\$0	\$0	\$0	\$0
Waste Management		\$99,916,589	\$47,199,589	\$2,067,000	\$22,425,000	\$1,450,000	\$1,450,000	\$23,875,000	\$1,450,000

Project Class Summary - Project Listing

Council Approved

Project	Project Title	Total	Prior	FY2015	FY2016	FY2017	FY2018	FY2019	FY2020
Project Class Wastewater									
S769700	Mayo WRF Expans	\$50,472,000	\$31,088,000	\$19,384,000	\$0	\$0	\$0	\$0	\$0
S776700	Wastewater Strategic Plan	\$4,250,000	\$3,350,000	\$150,000	\$150,000	\$150,000	\$150,000	\$150,000	\$150,000
S777200	Central Sanitation Facility	\$22,256,000	\$23,710,000	(\$1,454,000)	\$0	\$0	\$0	\$0	\$0
S791800	Upgr/Retrofit SPS	\$56,497,474	\$27,847,474	\$4,775,000	\$4,775,000	\$4,775,000	\$4,775,000	\$4,775,000	\$4,775,000
S792900	Cayuga Farms PS & FM	\$13,072,000	\$15,901,000	(\$2,829,000)	\$0	\$0	\$0	\$0	\$0
S798100	Wastewater Scada Upg	\$4,330,000	\$4,130,000	\$200,000	\$0	\$0	\$0	\$0	\$0
S799200	Mayo Collection Sys Upgrade	\$10,435,393	\$5,722,393	\$2,213,000	\$500,000	\$500,000	\$500,000	\$500,000	\$500,000
S800100	Riva Road Force Main	\$3,165,000	\$3,309,000	(\$144,000)	\$0	\$0	\$0	\$0	\$0
S800600	Dewatering Facilities	\$46,433,000	\$20,744,000	\$25,689,000	\$0	\$0	\$0	\$0	\$0
S802200	Cox Creek WRF ENR	\$140,863,000	\$142,086,000	(\$1,223,000)	\$0	\$0	\$0	\$0	\$0
S802300	WRF Infrastr Up/Retro	\$10,897,624	\$4,897,624	\$1,000,000	\$1,000,000	\$1,000,000	\$1,000,000	\$1,000,000	\$1,000,000
S802500	Grease/Grit Facility	\$6,323,000	\$392,000	\$3,761,000	\$2,170,000	\$0	\$0	\$0	\$0
S802700	WRF Effluent Wells	\$252,000	\$302,000	(\$50,000)	\$0	\$0	\$0	\$0	\$0
S802900	Annapolis WRF ENR	\$19,974,945	\$19,454,945	\$520,000	\$0	\$0	\$0	\$0	\$0
S803100	Broadneck WRF ENR	\$25,775,000	\$24,173,000	\$1,602,000	\$0	\$0	\$0	\$0	\$0
S803200	Mayo WRF ENR	\$9,000	\$3,672,000	(\$3,663,000)	\$0	\$0	\$0	\$0	\$0
S803700	Broadwater WRF ENR	\$15,791,950	\$14,193,950	\$1,598,000	\$0	\$0	\$0	\$0	\$0
S804000	Sylvan Shores PS Upg	\$4,149,000	\$4,556,000	(\$407,000)	\$0	\$0	\$0	\$0	\$0
S804200	Riva Woods PS Upg	\$1,199,500	\$1,233,500	(\$34,000)	\$0	\$0	\$0	\$0	\$0
S804500	Pasadena ES Sewer	\$1,729,000	\$2,805,000	(\$1,076,000)	\$0	\$0	\$0	\$0	\$0
S804600	WW System Security	\$3,089,000	\$2,160,000	\$0	\$929,000	\$0	\$0	\$0	\$0
S804700	Mill Creek SPS Upg	\$9,377,000	\$9,077,000	\$300,000	\$0	\$0	\$0	\$0	\$0
S804900	Parole SPS Upgrade	\$4,827,000	\$4,727,000	\$100,000	\$0	\$0	\$0	\$0	\$0
S805000	WRF Effluent Reuse	\$42,000	\$286,000	(\$244,000)	\$0	\$0	\$0	\$0	\$0
S805400	Marley SPS Upgrade	\$4,229,000	\$5,129,000	(\$900,000)	\$0	\$0	\$0	\$0	\$0
S806200	SPS Fac Gen Replace	\$41,249,000	\$17,855,000	\$3,844,000	\$3,910,000	\$3,910,000	\$3,910,000	\$3,910,000	\$3,910,000
S806700	Cinder Cove FM Rehab	\$8,367,000	\$7,025,000	\$1,342,000	\$0	\$0	\$0	\$0	\$0

Capital Budget and Program

Anne Arundel County, Maryland

Project Class Summary - Project Listing

Council Approved

Project	Project Title	Total	Prior	FY2015	FY2016	FY2017	FY2018	FY2019	FY2020
S806900	Rolling Knolls ES Sewer Ext	\$3,117,000	\$845,000	\$2,272,000	\$0	\$0	\$0	\$0	\$0
S807000	Broadwater WRF Headworks	\$2,528,000	\$190,000	\$2,338,000	\$0	\$0	\$0	\$0	\$0
X738800	Sewer Main Repl/Recon	\$77,952,652	\$41,552,652	\$9,400,000	\$5,400,000	\$5,400,000	\$5,400,000	\$5,400,000	\$5,400,000
X741200	WW Service Connections	\$11,939,096	\$4,939,096	(\$1,000,000)	\$1,600,000	\$1,600,000	\$1,600,000	\$1,600,000	\$1,600,000
X800000	State Hwy Reloc-Sewer	\$1,920,063	\$920,063	\$0	\$200,000	\$200,000	\$200,000	\$200,000	\$200,000
Z533200	Routine Sewer Extensions	\$3,689,429	\$1,689,429	\$0	\$400,000	\$400,000	\$400,000	\$400,000	\$400,000
S647500	Balto. County Sewer Agreement	\$21,604,800	\$21,604,800	\$0	\$0	\$0	\$0	\$0	\$0
S741300	Chg Against WW Clsd Projects	\$640,348	\$640,348	\$0	\$0	\$0	\$0	\$0	\$0
S783700	Marley-Jumpers Swr Rehab	\$10,235,000	\$10,235,000	\$0	\$0	\$0	\$0	\$0	\$0
S792700	Fac Abandonment WW2	\$1,197,602	\$1,197,602	\$0	\$0	\$0	\$0	\$0	\$0
S797800	Furnace Brn Swr Repl	\$754,000	\$754,000	\$0	\$0	\$0	\$0	\$0	\$0
S797900	Broadneck WRF Upgrd	\$12,386,000	\$12,386,000	\$0	\$0	\$0	\$0	\$0	\$0
S799000	Ridgeview SPS & FM	\$9,101,000	\$9,101,000	\$0	\$0	\$0	\$0	\$0	\$0
S800700	Regional Sludge Facility	\$984,500	\$984,500	\$0	\$0	\$0	\$0	\$0	\$0
S802000	Deale Road Sewer	\$2,074,000	\$2,074,000	\$0	\$0	\$0	\$0	\$0	\$0
S802800	Sewer Proj Mgmt	\$2,000,000	\$2,000,000	\$0	\$0	\$0	\$0	\$0	\$0
S803000	Maryland City WRF ENR	\$11,236,000	\$11,236,000	\$0	\$0	\$0	\$0	\$0	\$0
S803800	Sylvan Shores WW Collect Sys	\$3,852,000	\$3,852,000	\$0	\$0	\$0	\$0	\$0	\$0
S804100	Patuxent WRF ENR	\$13,900,000	\$13,900,000	\$0	\$0	\$0	\$0	\$0	\$0
S804300	Jennifer Road PS Upg	\$10,275,000	\$10,275,000	\$0	\$0	\$0	\$0	\$0	\$0
S804400	Balto City Sewer Agrmnt	\$1,235,000	\$1,235,000	\$0	\$0	\$0	\$0	\$0	\$0
S804800	Brushwood Sewer Ext	\$90,700	\$90,700	\$0	\$0	\$0	\$0	\$0	\$0
S805200	Rivieria Beach SPS Mods	\$5,998,000	\$5,998,000	\$0	\$0	\$0	\$0	\$0	\$0
S805300	Cinder Cove SPS Mods	\$12,925,000	\$12,925,000	\$0	\$0	\$0	\$0	\$0	\$0
S805600	Edgewater Beach Sewer	\$0	\$0	\$0	\$0	\$0	\$0	\$0	\$0
S805900	Odenton Town Cntr Sewr	\$12,740,000	\$12,740,000	\$0	\$0	\$0	\$0	\$0	\$0
S806000	Chesapeake Bch WWTP	\$2,166,000	\$2,166,000	\$0	\$0	\$0	\$0	\$0	\$0
S806100	Cox Creek WRF Non-ENR	\$25,998,000	\$25,998,000	\$0	\$0	\$0	\$0	\$0	\$0
S806300	Big Cypress SPS Retro	\$3,756,000	\$3,756,000	\$0	\$0	\$0	\$0	\$0	\$0

Capital Budget and Program

Anne Arundel County, Maryland

Project Class Summary - Project Listing

Council Approved

Project	Project Title	Total	Prior	FY2015	FY2016	FY2017	FY2018	FY2019	FY2020
S806500	Patuxent WRF Exp	\$62,844,000	\$62,844,000	\$0	\$0	\$0	\$0	\$0	\$0
S806600	Maryland City WRF Exp	\$47,752,600	\$47,752,600	\$0	\$0	\$0	\$0	\$0	\$0
S806800	Parkway Ind Park Sewer Rehab	\$438,000	\$438,000	\$0	\$0	\$0	\$0	\$0	\$0
X749000	Agreements W/Developers	\$3,250,253	\$3,250,253	\$0	\$0	\$0	\$0	\$0	\$0
X764200	WW Project Planning	\$4,298,173	\$4,298,173	\$0	\$0	\$0	\$0	\$0	\$0
Total Wastewater		\$893,933,101	\$733,695,101	\$67,464,000	\$21,034,000	\$17,935,000	\$17,935,000	\$17,935,000	\$17,935,000

Capital Budget and Program

Anne Arundel County, Maryland

Project Class Summary - Funding Detail

Council Approved

Project	Project Title	Total	Prior	FY2015	FY2016	FY2017	FY2018	FY2019	FY2020
Project Class Wastewater									
Bonds									
	Water Bonds	\$1,600,000	\$1,600,000	\$0	\$0	\$0	\$0	\$0	\$0
	WasteWater Bonds	\$621,715,759	\$534,561,859	\$55,685,900	\$6,688,000	\$6,195,000	\$6,195,000	\$6,195,000	\$6,195,000
	Bonds	\$623,315,759	\$536,161,859	\$55,685,900	\$6,688,000	\$6,195,000	\$6,195,000	\$6,195,000	\$6,195,000
PayGo									
	WasteWater PayGo	\$123,613,273	\$63,249,273	\$4,735,000	\$11,869,000	\$10,940,000	\$10,940,000	\$10,940,000	\$10,940,000
	Water PayGo	\$4,343,821	\$843,821	(\$500,000)	\$800,000	\$800,000	\$800,000	\$800,000	\$800,000
	PayGo	\$127,957,094	\$64,093,094	\$4,235,000	\$12,669,000	\$11,740,000	\$11,740,000	\$11,740,000	\$11,740,000
Grants & Aid									
	Other State Grants	\$130,960,995	\$126,812,895	\$4,148,100	\$0	\$0	\$0	\$0	\$0
	Grants & Aid	\$130,960,995	\$126,812,895	\$4,148,100	\$0	\$0	\$0	\$0	\$0
Other									
	Developer Contribution	\$3,250,253	\$3,250,253	\$0	\$0	\$0	\$0	\$0	\$0
	Other Funding Sources	\$3,054,000	\$1,377,000	\$0	\$1,677,000	\$0	\$0	\$0	\$0
	Project Reimbursement	\$2,000,000	\$2,000,000	\$0	\$0	\$0	\$0	\$0	\$0
	Bond Premium	\$3,395,000	\$0	\$3,395,000	\$0	\$0	\$0	\$0	\$0
	User Connections	\$0	\$0	\$0	\$0	\$0	\$0	\$0	\$0
	Special Tax Districts	\$0	\$0	\$0	\$0	\$0	\$0	\$0	\$0
	Other	\$11,699,253	\$6,627,253	\$3,395,000	\$1,677,000	\$0	\$0	\$0	\$0
	Wastewater	\$893,933,101	\$733,695,101	\$67,464,000	\$21,034,000	\$17,935,000	\$17,935,000	\$17,935,000	\$17,935,000

Capital Budget and Program

Anne Arundel County, Maryland

Project Class Summary - Project Listing

Council Approved

Project	Project Title	Total	Prior	FY2015	FY2016	FY2017	FY2018	FY2019	FY2020
Project Class Water									
W744400	Exist Well Redev/Repl	\$14,441,396	\$4,313,396	\$2,128,000	\$1,600,000	\$1,600,000	\$1,600,000	\$1,600,000	\$1,600,000
W777600	Gibson Island WTP Upgr	\$4,273,000	\$4,013,000	\$260,000	\$0	\$0	\$0	\$0	\$0
W778400	TM Odenton to GB High P Zone	\$24,393,000	\$29,286,000	(\$4,893,000)	\$0	\$0	\$0	\$0	\$0
W778800	Water Strategic Plan	\$1,960,000	\$1,660,000	\$50,000	\$50,000	\$50,000	\$50,000	\$50,000	\$50,000
W783000	Cape St Claire Rd TM	\$1,109,000	\$984,000	\$125,000	\$0	\$0	\$0	\$0	\$0
W787800	Fire Hydrant Rehab	\$4,448,424	\$2,348,424	\$350,000	\$350,000	\$350,000	\$350,000	\$350,000	\$350,000
W799600	Elevated Water Storage	\$104,136,196	\$68,659,196	(\$17,000,000)	\$13,861,000	\$8,755,000	\$9,359,000	\$9,997,000	\$10,505,000
W801000	350 Zone Improvements	\$5,021,000	\$6,341,000	(\$1,320,000)	\$0	\$0	\$0	\$0	\$0
W801300	16" Reidel to Rte 3	\$2,460,100	\$1,855,100	\$605,000	\$0	\$0	\$0	\$0	\$0
W801400	Crofton Meadows II Exp Ph 2	\$38,132,000	\$5,268,000	\$0	\$16,432,000	\$16,432,000	\$0	\$0	\$0
W801600	TM-MD Rte 32 @ Meade	\$14,503,800	\$8,549,800	\$0	\$5,954,000	\$0	\$0	\$0	\$0
W803300	WTR Infrastr Up/Retro	\$5,933,319	\$2,933,319	\$500,000	\$500,000	\$500,000	\$500,000	\$500,000	\$500,000
W803600	East/West TM - North	\$36,366,000	\$19,620,000	\$0	\$0	\$16,746,000	\$0	\$0	\$0
W804700	Northeast Water Facility	\$51,161,000	\$7,651,000	\$0	\$21,755,000	\$21,755,000	\$0	\$0	\$0
W805000	Water Fac Emerg Generators	\$9,077,000	\$4,632,000	\$2,496,000	\$1,949,000	\$0	\$0	\$0	\$0
X733700	Water Main Repl/Recon	\$42,568,694	\$19,568,694	\$2,000,000	\$4,200,000	\$4,200,000	\$4,200,000	\$4,200,000	\$4,200,000
X764300	Water Proj Planning	\$914,423	\$1,214,423	(\$300,000)	\$0	\$0	\$0	\$0	\$0
X787000	Water Storage Tank Painting	\$35,188,880	\$17,754,880	\$3,741,000	\$3,171,000	\$2,834,000	\$2,947,000	\$1,068,000	\$3,673,000
Y514200	Routine Water Extensions	\$2,489,752	\$1,489,752	\$0	\$200,000	\$200,000	\$200,000	\$200,000	\$200,000
W741400	Chg Against Wtr Clsd Projects	\$663,390	\$663,390	\$0	\$0	\$0	\$0	\$0	\$0
W753400	Demo Abandoned Facilities	\$515,723	\$515,723	\$0	\$0	\$0	\$0	\$0	\$0
W778600	Crofton Meadows II WTP Upgr	\$38,397,000	\$38,397,000	\$0	\$0	\$0	\$0	\$0	\$0
W793200	TM Meade to Jessup	\$8,983,000	\$8,983,000	\$0	\$0	\$0	\$0	\$0	\$0
W793400	Disney Road Booster Station	\$6,347,000	\$6,347,000	\$0	\$0	\$0	\$0	\$0	\$0
W797600	Independent Well Upgrd	\$2,171,058	\$2,171,058	\$0	\$0	\$0	\$0	\$0	\$0
W799400	Severndale WTP Upgrade PH III	\$3,485,000	\$3,485,000	\$0	\$0	\$0	\$0	\$0	\$0
W800200	Water System Security	\$6,809,154	\$6,809,154	\$0	\$0	\$0	\$0	\$0	\$0

Capital Budget and Program

Anne Arundel County, Maryland

Project Class Summary - Project Listing

Council Approved

Project	Project Title	Total	Prior	FY2015	FY2016	FY2017	FY2018	FY2019	FY2020
W800300	Balto City Water Main Rpr	\$14,270,000	\$14,270,000	\$0	\$0	\$0	\$0	\$0	\$0
W801200	12" St Marg/Old Mill Bttm	\$3,836,000	\$3,836,000	\$0	\$0	\$0	\$0	\$0	\$0
W801700	Glen Burnie High Zone	\$5,403,000	\$5,403,000	\$0	\$0	\$0	\$0	\$0	\$0
W801800	Arnold WTP Exp	\$35,639,000	\$35,639,000	\$0	\$0	\$0	\$0	\$0	\$0
W803400	Water Proj Mgmt	\$2,000,000	\$2,000,000	\$0	\$0	\$0	\$0	\$0	\$0
W803500	Hospital Drive WTR Ext	\$1,176,000	\$1,176,000	\$0	\$0	\$0	\$0	\$0	\$0
W803700	Sylvan Shores Water	\$4,500,000	\$4,500,000	\$0	\$0	\$0	\$0	\$0	\$0
W804000	Broad Creek WTP Exp	\$26,439,000	\$26,439,000	\$0	\$0	\$0	\$0	\$0	\$0
W804100	Edgewater Bch Wtr Ext	\$0	\$0	\$0	\$0	\$0	\$0	\$0	\$0
W804200	Withernsea WTP	\$7,092,000	\$7,092,000	\$0	\$0	\$0	\$0	\$0	\$0
W804300	New Cut WTP	\$1,176,000	\$1,176,000	\$0	\$0	\$0	\$0	\$0	\$0
W804500	North Co Water Dist Imp	\$7,189,000	\$7,189,000	\$0	\$0	\$0	\$0	\$0	\$0
W804600	Balt City - Fullerton WTP	\$106,000	\$106,000	\$0	\$0	\$0	\$0	\$0	\$0
W804800	Woodland Beach Water	\$0	\$0	\$0	\$0	\$0	\$0	\$0	\$0
W804900	Petition-Cape St Claire Water	\$300,000	\$300,000	\$0	\$0	\$0	\$0	\$0	\$0
Total Water		\$575,074,308	\$384,639,308	(\$11,258,000)	\$70,022,000	\$73,422,000	\$19,206,000	\$17,965,000	\$21,078,000

Project Class Summary - Funding Detail							Council Approved		
Project	Project Title	Total	Prior	FY2015	FY2016	FY2017	FY2018	FY2019	FY2020
Project Class Water									
Bonds									
	General County Bonds	\$0	\$0	\$0	\$0	\$0	\$0	\$0	\$0
	Water Bonds	\$487,598,220	\$341,993,220	(\$13,167,000)	\$61,482,000	\$64,882,000	\$10,666,000	\$10,617,000	\$11,125,000
	Bonds	\$487,598,220	\$341,993,220	(\$13,167,000)	\$61,482,000	\$64,882,000	\$10,666,000	\$10,617,000	\$11,125,000
PayGo									
	Water PayGo	\$80,435,088	\$37,869,088	(\$355,000)	\$8,540,000	\$8,540,000	\$8,540,000	\$7,348,000	\$9,953,000
	PayGo	\$80,435,088	\$37,869,088	(\$355,000)	\$8,540,000	\$8,540,000	\$8,540,000	\$7,348,000	\$9,953,000
Grants & Aid									
	Other Fed Grants	\$1,347,000	\$1,347,000	\$0	\$0	\$0	\$0	\$0	\$0
	Other State Grants	\$1,000,000	\$1,000,000	\$0	\$0	\$0	\$0	\$0	\$0
	Grants & Aid	\$2,347,000	\$2,347,000	\$0	\$0	\$0	\$0	\$0	\$0
Other									
	Developer Contribution	\$430,000	\$430,000	\$0	\$0	\$0	\$0	\$0	\$0
	Other Funding Sources	\$0	\$0	\$0	\$0	\$0	\$0	\$0	\$0
	Project Reimbursement	\$2,000,000	\$2,000,000	\$0	\$0	\$0	\$0	\$0	\$0
	Bond Premium	\$2,264,000	\$0	\$2,264,000	\$0	\$0	\$0	\$0	\$0
	Other	\$4,694,000	\$2,430,000	\$2,264,000	\$0	\$0	\$0	\$0	\$0
	Water	\$575,074,308	\$384,639,308	(\$11,258,000)	\$70,022,000	\$73,422,000	\$19,206,000	\$17,965,000	\$21,078,000

Project Class Summary - Project Listing

Council Approved

Project	Project Title	Total	Prior	FY2015	FY2016	FY2017	FY2018	FY2019	FY2020
Project Class Watershed Protection & Restor.									
B551600	Culvert and Closed SD Rehab	\$33,366,200	\$4,766,600	\$4,766,600	\$4,766,600	\$4,766,600	\$4,766,600	\$4,766,600	\$4,766,600
B551700	Emergency Storm Drain	\$4,200,000	\$600,000	\$600,000	\$600,000	\$600,000	\$600,000	\$600,000	\$600,000
B551800	Storm Drainage/SWM Infrastr	\$7,000,000	\$1,000,000	\$1,000,000	\$1,000,000	\$1,000,000	\$1,000,000	\$1,000,000	\$1,000,000
B552000	MR-ST-01	\$4,470,200	\$658,600	\$0	\$518,900	\$3,191,300	\$101,400	\$0	\$0
B552100	MR-ST-02	\$3,002,200	\$452,500	\$0	\$356,600	\$2,193,100	\$0	\$0	\$0
B552200	MR-ST-03	\$7,152,700	\$0	\$1,078,200	\$0	\$849,600	\$5,224,900	\$0	\$0
B552300	MR-ST-04	\$6,753,200	\$1,018,000	\$0	\$802,200	\$4,933,000	\$0	\$0	\$0
B552400	MR-OF-04	\$7,068,100	\$0	\$7,068,100	\$0	\$0	\$0	\$0	\$0
B552500	MR-OF-03	\$7,722,300	\$0	\$0	\$7,722,300	\$0	\$0	\$0	\$0
B552600	MR-OF-02	\$6,252,100	\$0	\$0	\$6,252,100	\$0	\$0	\$0	\$0
B552700	MR-OF-01	\$6,581,000	\$0	\$0	\$6,581,000	\$0	\$0	\$0	\$0
B552800	MR-PP-01	\$752,100	\$0	\$0	\$77,400	\$0	\$341,400	\$333,300	\$0
B553000	MR-OF-05	\$7,870,200	\$0	\$0	\$0	\$0	\$0	\$800,600	\$7,069,600
B553100	MR-OF-06	\$8,783,000	\$0	\$0	\$0	\$0	\$0	\$8,783,000	\$0
B553200	MR-OF-07	\$6,655,200	\$0	\$0	\$0	\$0	\$0	\$6,655,200	\$0
B553300	PT-PP-01	\$11,332,600	\$0	\$0	\$11,332,600	\$0	\$0	\$0	\$0
B553500	PT-ST-01	\$37,894,100	\$5,723,000	\$0	\$4,437,200	\$27,733,900	\$0	\$0	\$0
B553600	PT-OF-02	\$6,967,900	\$0	\$0	\$0	\$0	\$0	\$6,967,900	\$0
B553700	PT-ST-02	\$21,977,400	\$3,319,100	\$0	\$2,573,400	\$16,084,900	\$0	\$0	\$0
B553800	PT-OF-03	\$4,796,300	\$0	\$0	\$4,796,300	\$0	\$0	\$0	\$0
B553900	PT-ST-03	\$14,472,800	\$2,181,600	\$0	\$1,719,100	\$10,572,100	\$0	\$0	\$0
B554200	PT-OF-05	\$3,821,700	\$0	\$0	\$0	\$0	\$0	\$3,821,700	\$0
B554300	PT-ST-04	\$7,085,300	\$0	\$0	\$1,065,900	\$0	\$280,000	\$5,739,400	\$0
B554400	PT-ST-05	\$4,510,200	\$0	\$0	\$678,500	\$0	\$178,300	\$3,653,400	\$0
B554500	PT-ST-06	\$7,481,400	\$0	\$0	\$0	\$0	\$0	\$7,481,400	\$0
B554600	PT-OF-06	\$6,649,300	\$0	\$0	\$0	\$0	\$0	\$6,649,300	\$0
B554700	PT-OF-07	\$16,469,600	\$0	\$0	\$0	\$0	\$0	\$13,576,100	\$2,893,500

Capital Budget and Program

Anne Arundel County, Maryland

Project Class Summary - Project Listing

Council Approved

Project	Project Title	Total	Prior	FY2015	FY2016	FY2017	FY2018	FY2019	FY2020
B554800	PT-ST-07	\$29,377,500	\$0	\$5,489,600	\$0	\$1,160,800	\$22,727,100	\$0	\$0
B555000	PT-OF-09	\$4,544,300	\$0	\$0	\$0	\$0	\$0	\$0	\$4,544,300
B555200	PT-OF-11	\$6,857,600	\$0	\$0	\$0	\$0	\$0	\$0	\$6,857,600
B555400	PN-OF-02	\$11,251,500	\$0	\$0	\$0	\$0	\$0	\$0	\$11,251,500
B555600	PN-PP-01	\$5,296,200	\$0	\$5,296,200	\$0	\$0	\$0	\$0	\$0
B555800	BK-ST-01	\$1,182,000	\$0	\$178,200	\$0	\$140,400	\$863,400	\$0	\$0
B555900	BK-OF-01	\$8,464,400	\$0	\$0	\$0	\$0	\$0	\$0	\$8,464,400
B556000	BK-PP-01	\$43,700	\$0	\$0	\$43,700	\$0	\$0	\$0	\$0
B556200	UP-ST-01	\$4,488,600	\$0	\$675,300	\$0	\$177,400	\$3,635,900	\$0	\$0
B556300	UP-OF-01	\$2,578,600	\$274,100	\$2,304,500	\$0	\$0	\$0	\$0	\$0
B556400	UP-PP-01	\$1,008,500	\$0	\$0	\$1,008,500	\$0	\$0	\$0	\$0
B556600	UP-OF-02	\$7,488,600	\$0	\$0	\$0	\$0	\$0	\$0	\$7,488,600
B556700	LP-OF-01	\$5,351,000	\$0	\$0	\$5,351,000	\$0	\$0	\$0	\$0
B556800	LP-OF-02	\$8,801,200	\$0	\$8,801,200	\$0	\$0	\$0	\$0	\$0
B556900	LP-OF-03	\$7,862,700	\$0	\$7,862,700	\$0	\$0	\$0	\$0	\$0
B557000	LP-PP-01	\$6,020,700	\$0	\$0	\$0	\$0	\$0	\$780,900	\$5,239,800
B557200	HB-OF-01	\$2,372,000	\$0	\$0	\$0	\$0	\$252,200	\$2,119,800	\$0
B557400	RR-OF-01	\$487,700	\$0	\$0	\$0	\$0	\$0	\$63,300	\$424,400
B557500	RR-PP-01	\$151,700	\$0	\$0	\$0	\$0	\$151,700	\$0	\$0
B557600	WR-OF-01	\$477,100	\$0	\$0	\$0	\$0	\$0	\$61,800	\$415,300
B557700	SE-ST-01	\$6,856,300	\$0	\$1,031,500	\$0	\$270,900	\$5,553,900	\$0	\$0
B557800	SE-ST-02	\$6,271,900	\$0	\$943,500	\$0	\$247,800	\$5,080,600	\$0	\$0
B557900	SE-OF-01	\$5,182,600	\$0	\$5,182,600	\$0	\$0	\$0	\$0	\$0
B558000	SE-PP-01	\$3,430,100	\$0	\$3,430,100	\$0	\$0	\$0	\$0	\$0
B558200	SE-ST-03	\$4,213,700	\$0	\$633,900	\$0	\$166,500	\$3,413,300	\$0	\$0
B558300	SE-ST-04	\$6,579,200	\$0	\$989,800	\$0	\$260,000	\$5,329,400	\$0	\$0
B558400	SE-ST-05	\$1,949,400	\$293,400	\$982,000	\$0	\$674,000	\$0	\$0	\$0
B558500	SE-ST-06	\$2,282,600	\$0	\$343,400	\$0	\$90,200	\$1,849,000	\$0	\$0
B558600	SE-OF-02	\$8,097,900	\$0	\$0	\$0	\$0	\$0	\$0	\$8,097,900

Capital Budget and Program

Anne Arundel County, Maryland

Project Class Summary - Project Listing

Council Approved

Project	Project Title	Total	Prior	FY2015	FY2016	FY2017	FY2018	FY2019	FY2020
B558700	SE-OF-03	\$5,942,900	\$0	\$0	\$0	\$0	\$0	\$0	\$5,942,900
B559000	SE-OF-06	\$5,132,800	\$0	\$0	\$0	\$0	\$0	\$0	\$5,132,800
B559100	SO-ST-01	\$4,537,800	\$0	\$682,700	\$0	\$179,300	\$3,675,800	\$0	\$0
B559200	SO-OF-01	\$4,136,300	\$0	\$4,136,300	\$0	\$0	\$0	\$0	\$0
B559300	SO-ST-02	\$3,640,000	\$0	\$547,600	\$0	\$143,800	\$2,948,600	\$0	\$0
B559400	SO-ST-03	\$5,125,700	\$0	\$771,100	\$0	\$202,600	\$4,152,000	\$0	\$0
B559500	SO-OF-02	\$3,209,700	\$0	\$0	\$3,209,700	\$0	\$0	\$0	\$0
B559600	SO-OF-03	\$4,644,900	\$0	\$4,644,900	\$0	\$0	\$0	\$0	\$0
B559700	SO-ST-04	\$4,474,900	\$0	\$673,200	\$0	\$176,900	\$3,624,800	\$0	\$0
B559800	SO-OF-04	\$4,093,500	\$0	\$4,093,500	\$0	\$0	\$0	\$0	\$0
B559900	SO-OF-05	\$7,138,700	\$0	\$0	\$7,138,700	\$0	\$0	\$0	\$0
B560000	SO-OF-06	\$4,720,600	\$0	\$4,720,600	\$0	\$0	\$0	\$0	\$0
B560100	SO-PP-01	\$7,369,700	\$0	\$0	\$4,550,400	\$0	\$0	\$2,819,300	\$0
B551900	Stormwater Project Management	\$2,600,000	\$2,600,000	\$0	\$0	\$0	\$0	\$0	\$0
B552900	MR-PC-01	\$2,638,500	\$2,638,500	\$0	\$0	\$0	\$0	\$0	\$0
B553400	PT-OF-01	\$5,047,700	\$5,047,700	\$0	\$0	\$0	\$0	\$0	\$0
B554000	PT-PC-01	\$7,236,200	\$7,236,200	\$0	\$0	\$0	\$0	\$0	\$0
B554100	PT-OF-04	\$6,617,100	\$6,617,100	\$0	\$0	\$0	\$0	\$0	\$0
B554900	PT-OF-08	\$4,656,300	\$4,656,300	\$0	\$0	\$0	\$0	\$0	\$0
B555100	PT-OF-10	\$0	\$0	\$0	\$0	\$0	\$0	\$0	\$0
B555300	PN-OF-01	\$7,884,200	\$7,884,200	\$0	\$0	\$0	\$0	\$0	\$0
B555500	PN-OF-03	\$0	\$0	\$0	\$0	\$0	\$0	\$0	\$0
B555700	PN-PC-01	\$3,158,100	\$3,158,100	\$0	\$0	\$0	\$0	\$0	\$0
B556100	BK-PC-01	\$2,641,800	\$2,641,800	\$0	\$0	\$0	\$0	\$0	\$0
B556500	UP-PC-01	\$235,700	\$235,700	\$0	\$0	\$0	\$0	\$0	\$0
B557100	LP-PC-01	\$2,285,800	\$2,285,800	\$0	\$0	\$0	\$0	\$0	\$0
B557300	MP-OF-01	\$0	\$0	\$0	\$0	\$0	\$0	\$0	\$0
B558100	SE-PC-01	\$8,122,600	\$8,122,600	\$0	\$0	\$0	\$0	\$0	\$0
B558800	SE-OF-04	\$0	\$0	\$0	\$0	\$0	\$0	\$0	\$0

Project Class Summary - Project Listing

Council Approved

Project	Project Title	Total	Prior	FY2015	FY2016	FY2017	FY2018	FY2019	FY2020
B558900	SE-OF-05	\$0	\$0	\$0	\$0	\$0	\$0	\$0	\$0
B560200	SO-PC-01	\$3,245,900	\$3,245,900	\$0	\$0	\$0	\$0	\$0	\$0
B560300	SO-OF-07	\$0	\$0	\$0	\$0	\$0	\$0	\$0	\$0
B560400	SO-OF-08	\$0	\$0	\$0	\$0	\$0	\$0	\$0	\$0
Total Watershed Protection & Rest		\$540,593,800	\$76,656,800	\$78,927,300	\$76,582,100	\$75,815,100	\$75,750,300	\$76,673,000	\$80,189,200

Project Class Summary - Funding Detail								Council Approved	
Project	Project Title	Total	Prior	FY2015	FY2016	FY2017	FY2018	FY2019	FY2020
Project Class Watershed Protection & Restor.									
Bonds									
	WPRF Bonds	\$537,993,800	\$74,056,800	\$78,927,300	\$76,582,100	\$75,815,100	\$75,750,300	\$76,673,000	\$80,189,200
	Bonds	\$537,993,800	\$74,056,800	\$78,927,300	\$76,582,100	\$75,815,100	\$75,750,300	\$76,673,000	\$80,189,200
Other									
	Project Reimbursement	\$2,600,000	\$2,600,000	\$0	\$0	\$0	\$0	\$0	\$0
	Other	\$2,600,000	\$2,600,000	\$0	\$0	\$0	\$0	\$0	\$0
	Watershed Protection & Restor.	\$540,593,800	\$76,656,800	\$78,927,300	\$76,582,100	\$75,815,100	\$75,750,300	\$76,673,000	\$80,189,200

EXPLANATION OF SIGNIFICANT CAPITAL BUDGET ITEMS AND TERMS

PROJECT TITLE - Project titles are developed to afford identification by geographic reference or the nature of the work to be performed.

PROJECT NUMBER - All projects for which the county has expenditure accountability are assigned project numbers. All projects are assigned a seven character alphanumeric indicator which includes a single alpha character identifying the project class, followed by a four digit project identification number, followed by a two digit contract number. For the purposes of budgeting, the two digit job number is always "00". The alpha prefixes are as follows:

C - General County	H - Roads and Bridges	C - School Off Site	N - Solid Waste
F - Fire & Police	H - Traffic Control	E - Board of Education	S - Wastewater (also X, Y & Z)
P - Recreation & Parks	Q - Dredging	J - Community College	W - Water (also X, Y & Z)
	Q - Water Quality Improvements	L - Libraries	B - Watershed Protection and Restoration
	Q - Stormwater Runoff Controls		
	Q - Special Taxing Districts		

PROJECT DESCRIPTION - This is a general description of the proposed improvement including the scope of work and purpose of the project. Other useful information is also provided such as project status, financial activity, the estimated impact of the project on the operating budget, changes from prior year, amendment history, and where applicable a vicinity map identifying the general location of the project.

FUNDING TABLE - Below the project description is a funding table. The top half represents information pertaining to the various phases associated with capital projects. The standard phases used include:

- Plans and Engineering – “soft” costs related to studies and design activities.
- Land – costs related to appraisals and/or the acquisition of land or the right to use it.
- Construction – “hard” costs related to performing the actual construction work associated with a particular project.
- Overhead – a charge assessed to capital projects to cover the indirect costs of general county support services such as purchasing, personnel, law, budget and finance, etc.
- Furn., Fixtures and Equip. – costs for furniture, fixtures and equipment associated with the scope of the project.
- Other – other costs associated with the scope of the project but which do not fit any of the above categories. For instance, county contributions to larger projects being managed by another entity (e.g., state or other county), books for new libraries, grants provided by the county to support capital improvement efforts by other entities (e.g., non-profits).

EXPLANATION OF SIGNIFICANT CAPITAL BUDGET ITEMS AND TERMS (continued)

FUNDING TABLE (continued)

The bottom half of the funding table represents information about the funding sources used to finance the project. The standard funding categories include:

- Bonds - representing long-term, interest-bearing certificates of public indebtedness.
- Pay-Go – representing the use of budget year revenues or fund balance.
- Impact Fees - representing fees collected by the county to defray a portion of the costs associated with public school and transportation facilities necessary to accommodate new development in a designated area.
- Grants and Aid - primarily representing awards from the State of Maryland and the federal government to assist in the undertaking of specified projects.
- Other - representing other funding sources such as developer contributions, special revenues and fees, special tax districts, etc.

These Phases and Funding as described above are shown as separate lines or rows in this table. The columns of information provided in this table are as follows:

PROJECT TOTAL - This represents the estimated total cost to complete a project as proposed by the County Executive, including prior approval, as well as the level of funding requested for the FY2015 budget year and that programmed for the period FY2016 through FY2020. If a project is programmed to exceed the five-year program, and a cost estimate is known for the period beyond six-years, then these costs will be included in the project total.

PRIOR APPROVAL - This represents the cumulative legal authorization for a project prior to, but not including, the budget fiscal year, i.e. FY2015.

FY2015 BUDGET - This represents the request for the upcoming budget year. If approved by the County Council, this amount combined with the prior authorization described above establishes the legal authorization to spend for the upcoming budget year.

FY2016 through FY2020 (CAPITAL PROGRAM) - This represents the level of funding requested over the next five years and represents a spending plan.