

# Capital Budget and Program Fiscal Year 2014

Laura Neuman  
*County Executive*

Karen Cook  
*Chief Administrative Officer*



John R. Hammond  
*Budget Officer*

## Anne Arundel County Council

Jerry Walker  
*Chairperson*

Peter Smith  
John J. Grasso  
Derek Fink  
G. James Benoit  
Dick Ladd  
Chris Trumbauer

D406900 NPDES Permit Program

Class: Water Quality Improvements

FY2014

Council Approved

**Description**

Approved funds have been used to prepare part 1 and part 2 applications with all necessary back up material to comply with the EPA's stormwater NPDES (National Pollutant Discharge Elimination System) permit requirements. The permit will be valid for five years. Additional funds are requested and will be programmed to: implement illicit connection identification and elimination program, continue outfall monitoring program, manage and administer various water quality programs required by federal regulations, develop a GIS/GPS system required by the permit, and to prepare watershed master plans and other studies regarding stormwater administration.

This scope of this project is continued in the operating budget of the new Watershed Protection and Restoration Fund.

**Benefit**

Regulatory Compliance

**Amendment History**

Prior approval has been adjusted to show the closing of jobs on this project. Removed \$1,050,000 via AMD #32 to Bill 46-13.

Location

**Countywide**

Prior Year Project Total	Phase	Project Total	Prior Approval	Budget FY2014	Capital Program (\$000)					Beyond 6 Years
					FY2015	FY2016	FY2017	FY2018	FY2019	
\$14,415,298	Plans and Engineering	\$3,547,677	\$4,597,677	(\$1,050,000)	\$0	\$0	\$0	\$0	\$0	
\$117,896	Land	\$117,896	\$117,896	\$0	\$0	\$0	\$0	\$0	\$0	
\$101,348	Construction	\$0	\$0	\$0	\$0	\$0	\$0	\$0	\$0	
\$1,010,214	Overhead	\$165,891	\$165,891	\$0	\$0	\$0	\$0	\$0	\$0	
\$130,765	Other	\$120,427	\$120,427	\$0	\$0	\$0	\$0	\$0	\$0	
\$15,775,521	<b>Total</b>	\$3,951,890	\$5,001,890	(\$1,050,000)	\$0	\$0	\$0	\$0	\$0	
<b>More (Less) Than Prior Year Program:</b>		(\$11,823,631)	(\$4,376,631)	(\$2,724,000)	(\$1,278)	(\$1,100)	(\$1,245)	(\$1,100)	\$0	Multi-Yr

D406900 NPDES Permit Program

Class: Water Quality Improvements

FY2014 Council Approved

**Project Status**

1. Current Status Of This Project: Active
2. Action Taken In Current Fiscal Year: Continued Environmental Monitoring, Illicit Connection Monitoring Programs, Water Quality Programs and Watershed Studies.
3. Action Required To Complete This Project: Continued in the operating budget of the new Watershed Protection and Restoration Fund

**Change from Prior Year**

1. Change in Name or Description: Added note that scope of project is continued in the operating budget of the new Watershed Protection and Restoration Fund
2. Change in Total Project Cost: see above
3. Change in Scope: see above
4. Change in Timing: see above

Estimated Operating Budget Impact: None

**Initial Total Project Cost Estimate**

FY 1992 \$1,873,600

**Financial Activity**

Expended	Encumbered	Total	
April 1, 2012	\$5,886,242	\$884,878	\$6,771,120
April 1, 2013	\$6,782,642	\$1,347,917	\$8,130,560

**Planning Advisory Board Recommendation**

The PAB Recommendation is identical to the County Executive's Proposal.

Prior Year Project Total	Funding	Project Total	Prior Approval	Budget FY2014	Capital Program (\$000)					Beyond 6 Years
					FY2015	FY2016	FY2017	FY2018	FY2019	
\$12,673,921	General Fund PayGo	\$1,971,798	\$3,021,798	(\$1,050,000)	\$0	\$0	\$0	\$0	\$0	
\$3,101,600	Other Funding Sources	\$1,980,092	\$1,980,092	\$0	\$0	\$0	\$0	\$0	\$0	
\$15,775,521	<b>Total</b>	\$3,951,890	\$5,001,890	(\$1,050,000)	\$0	\$0	\$0	\$0	\$0	
<b>More (Less) Than Prior Year Program:</b>		(\$11,823,631)	(\$4,376,631)	(\$2,724,000)	(\$1,278)	(\$1,100)	(\$1,245)	(\$1,100)	\$0	Multi-Yr

D499900 NPDES SD Retrofits

Class: Water Quality Improvements

FY2014

Council Approved

**Description**

This project will design and construct remedial stream stabilization and other stormwater infrastructure retrofits that are identified as needed through the NPDES watershed studies. This project will require funding beyond the program.

This multi-year project is replaced in the form of a variety projects in the new Watershed Protection and Restoration Project Class.

Location

Countywide

**Benefit**

Water Quality Improvement

**Amendment History**

Prior approval has been adjusted to show the closing of jobs on this project. Prior Approval was increased in the amount of \$360,000 by Bill #16-10, \$480,000 by Bill # 80-10, and \$460,000 by Bill # 17-12. Removed \$150K via AMD #33 to Bill 46-13.

Prior Year Project Total	Phase	Project Total	Prior Approval	Budget FY2014	Capital Program (\$000)					Beyond 6 Years
					FY2015	FY2016	FY2017	FY2018	FY2019	
\$1,063,655	Plans and Engineering	\$752,072	\$752,072	\$0	\$0	\$0	\$0	\$0	\$0	
\$15,140	Land	\$9,957	\$9,957	\$0	\$0	\$0	\$0	\$0	\$0	
\$4,548,783	Construction	\$1,974,390	\$2,124,390	(\$150,000)	\$0	\$0	\$0	\$0	\$0	
\$321,777	Overhead	\$141,369	\$141,369	\$0	\$0	\$0	\$0	\$0	\$0	
\$5,949,355	<b>Total</b>	\$2,877,788	\$3,027,788	(\$150,000)	\$0	\$0	\$0	\$0	\$0	
<b>More (Less) Than Prior Year Program:</b>		(\$3,071,567)	(\$421,567)	(\$650,000)	(\$500)	(\$500)	(\$500)	(\$500)	\$0	Multi-Yr

D499900 NPDES SD Retrofits

Class: Water Quality Improvements

FY2014

Council Approved

**Project Status**

1. Current Status Of This Project: Active
2. Action Taken In Current Fiscal Year: Stream Stabilization and Stormwater Management Infrastructure Retrofits
3. Action Required To Complete This Project: This multi-year project is replaced in the form of a variety projects in the new Watershed Protection and Restoration Project Class.

**Change from Prior Year**

1. Change in Name or Description: Added note that this multi-year project is replaced in the form of a variety projects in the new Watershed Protection and Restoration Project Class.
2. Change in Total Project Cost: see above
3. Change in Scope: see above
4. Change in Timing: see above

Estimated Operating Budget Impact: None

**Initial Total Project Cost Estimate**

FY 2000 \$1,800,000

Funding Increased in FY'02 Request to Address Projected Requirements

April 1, 2012

April 1, 2013

**Financial Activity**

Expended	Encumbered	Total
\$1,573,377	\$654,496	\$2,227,873
\$2,010,881	\$271,720	\$2,282,601

**Planning Advisory Board Recommendation**

The PAB Recommendation is identical to the County Executive's Proposal.

Prior Year Project Total	Funding	Project Total	Prior Approval	Budget FY2014	Capital Program (\$000)					Beyond 6 Years
					FY2015	FY2016	FY2017	FY2018	FY2019	
\$4,533,623	General County Bonds	\$1,462,056	\$1,612,056	(\$150,000)	\$0	\$0	\$0	\$0	\$0	
\$115,732	MDE Erosion & Water Qlty	\$115,732	\$115,732	\$0	\$0	\$0	\$0	\$0	\$0	
\$1,300,000	Other State Grants	\$1,300,000	\$1,300,000	\$0	\$0	\$0	\$0	\$0	\$0	
\$5,949,355	<b>Total</b>	\$2,877,788	\$3,027,788	(\$150,000)	\$0	\$0	\$0	\$0	\$0	
<b>More (Less) Than Prior Year Program:</b>		(\$3,071,567)	(\$421,567)	(\$650,000)	(\$500)	(\$500)	(\$500)	(\$500)	\$0	Multi-Yr

D515900 Four Season Stream Rehab

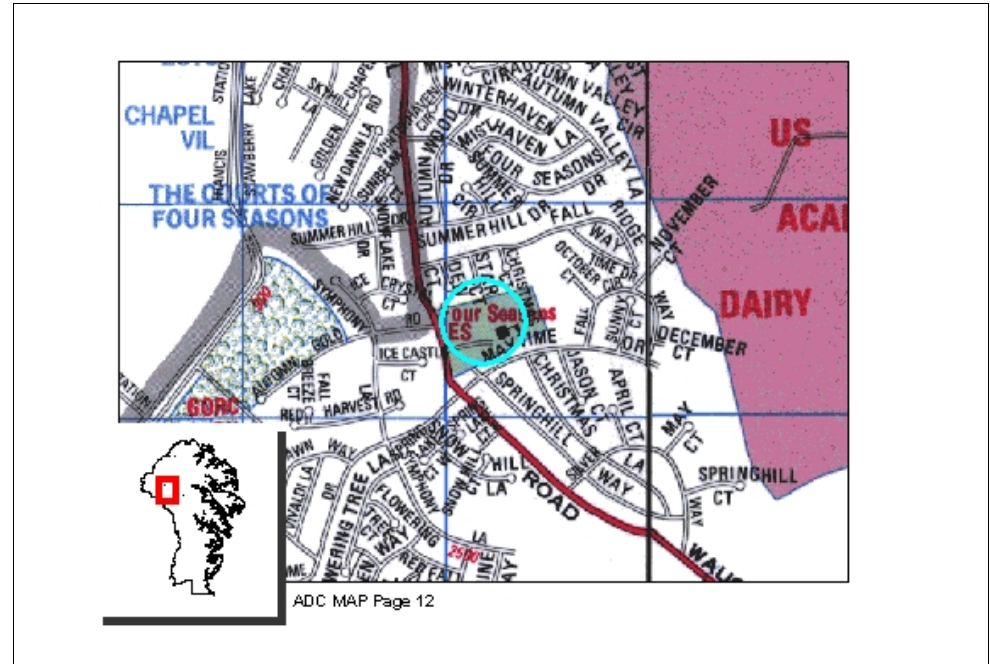
Class: Water Quality Improvements

FY2014

Council Approved

**Description**

This project consists of restoring approximately 2200 feet of a tributary to Towsers Branch downstream of the Four Seasons Community.



**Benefit**

This project will reduce erosion of the stream channel and reduce nutrient loading downstream

**Amendment History**

Prior Year Project Total	Phase	Project Total	Prior Approval	Budget FY2014	Capital Program (\$000)					Beyond 6 Years
					FY2015	FY2016	FY2017	FY2018	FY2019	
\$157,000	Plans and Engineering	\$157,000	\$157,000	\$0	\$0	\$0	\$0	\$0	\$0	\$0
\$5,000	Land	\$5,000	\$5,000	\$0	\$0	\$0	\$0	\$0	\$0	\$0
\$1,017,000	Construction	\$1,017,000	\$1,017,000	\$0	\$0	\$0	\$0	\$0	\$0	\$0
\$59,000	Overhead	\$59,000	\$59,000	\$0	\$0	\$0	\$0	\$0	\$0	\$0
\$1,238,000	<b>Total</b>	\$1,238,000	\$1,238,000	\$0	\$0	\$0	\$0	\$0	\$0	\$0
<b>More (Less) Than Prior Year Program:</b>		\$0	\$0	\$0	\$0	\$0	\$0	\$0	\$0	\$0

D515900 Four Season Stream Rehab

Class: Water Quality Improvements

FY2014

Council Approved

**Project Status**

1. Current Status Of This Project: Active
2. Action Taken In Current FY: Construction
3. Action Required To Complete This Project: Performance

**Change from Prior Year**

1. Change in Name or Description: None
2. Change in Total Project Cost: None
3. Change in Scope: None
4. Change in Timing: None

Estimated Operating Budget Impact: None

**Initial Total Project Cost Estimate**

FY 2003 \$444,000

**Financial Activity**

Expended	Encumbered	Total
April 1, 2012	\$242,441	\$827,595
April 1, 2013	\$963,909	\$1,082,533

**Planning Advisory Board Recommendation**

The PAB Recommendation is identical to the County Executive's Proposal.

Prior Year Project Total	Funding	Project Total	Prior Approval	Budget FY2014	Capital Program (\$000)					Beyond 6 Years
					FY2015	FY2016	FY2017	FY2018	FY2019	
\$1,238,000	General County Bonds	\$1,238,000	\$1,238,000	\$0	\$0	\$0	\$0	\$0	\$0	\$0
\$0	MDE Erosion & Water Qlty	\$0	\$0	\$0	\$0	\$0	\$0	\$0	\$0	\$0
\$1,238,000	<b>Total</b>	\$1,238,000	\$1,238,000	\$0	\$0	\$0	\$0	\$0	\$0	\$0
<b>More (Less) Than Prior Year Program:</b>		\$0	\$0	\$0	\$0	\$0	\$0	\$0	\$0	\$0

**Q416000 Chg Agst Clsd Projects**

**Class: Water Quality Improvements**

**FY2014**

**Council Approved**

**Description**

Funds are approved to allow for settlement of claims and items required in Project Performance Phase on Waterway Improvement capital projects which have been closed out prior to the settlement of the claims.

Available balances from completed projects will be the primary source of funding for this project.

**Benefit**

This fund ensures that claims can be settled in the most expedient manner, and provides a mechanism to provide for the "forward funding" of state grants.

**Amendment History**

County Council removed \$2 million via amendment #36 to Bill 16-03. Prior approval has been adjusted to show the closing of jobs on this project. Council removed \$65,000 via amendment #46 to Bill 28-10. Council removed \$9,000 via amendments #27 and #61 to Bill 31-12.

<u><b>Location</b></u>
<b>Countywide</b>

Prior Year Project Total	Phase	Project Total	Prior Approval	Budget FY2014	Capital Program (\$000)					Beyond 6 Years
					FY2015	FY2016	FY2017	FY2018	FY2019	
\$67,721	Other	\$67,721	\$67,721	\$0	\$0	\$0	\$0	\$0	\$0	
\$67,721	<b>Total</b>	\$67,721	\$67,721	\$0	\$0	\$0	\$0	\$0	\$0	
<b>More (Less) Than Prior Year Program:</b>		\$0	\$0	\$0	\$0	\$0	\$0	\$0	\$0	Multi-Yr



**Q416000 Chg Agst Clsd Projects**

**Class: Water Quality Improvements**

**FY2014**

**Council Approved**

**Project Status**

1. Current Status Of This Project: Active
2. Action Taken In Current Fiscal Year: Multi-Year
3. Action Required To Complete This Project: Multi-Year

**Change from Prior Year**

1. Change in Name or Description: None
2. Change in Total Project Cost: None
3. Change in Scope: None
4. Change in Timing: None

**Estimated Operating Budget Impact: None**

**Initial Total Project Cost Estimate**

FY 1993                      \$50,000

**Financial Activity**

Expended	Encumbered	Total	
April 1, 2012	\$57,470	\$0	\$57,470
April 1, 2013	\$60,916	\$0	\$60,916

**Planning Advisory Board Recommendation**

The PAB Recommendation is identical to the County Executive's Proposal.

Prior Year Project Total	Funding	Project Total	Prior Approval	Financial Activity		Capital Program (\$000)					Beyond 6 Years
				Budget FY2014	Total	FY2015	FY2016	FY2017	FY2018	FY2019	
\$57,721	General County Bonds	\$57,721	\$57,721	\$0	\$0	\$0	\$0	\$0	\$0	\$0	
\$10,000	General Fund PayGo	\$10,000	\$10,000	\$0	\$0	\$0	\$0	\$0	\$0	\$0	
\$67,721	<b>Total</b>	\$67,721	\$67,721	\$0	\$0	\$0	\$0	\$0	\$0	\$0	
<b>More (Less) Than Prior Year Program:</b>		\$0	\$0	\$0	\$0	\$0	\$0	\$0	\$0	\$0	Multi-Yr

**Q437300 Stream & Ecological Restor**

**Class: Water Quality Improvements**

**FY2014 Council Approved**

**Description**

Funds are requested to design, acquire rights of way and construct stream restoration and ecological facilities to improve both water quality and aquatic habitat. Stream restoration and ecological facilities will include fish passages at culverts and dams to allow fish to migrate, stream bank stabilization structures such as rosgen structures to prevent erosion, provide self-maintaining channel velocities, and facilitate aquatic habit growth. This project will require funding beyond the program.

This multi-year project is replaced in the form of a variety projects in the new Watershed Protection and Restoration Project Class.

**Benefit**

Water quality and habitat improvement.

**Amendment History**

Prior approval has been adjusted to show the closing of jobs on this project.

Location

Countywide

Prior Year Project Total	Phase	Project Total	Prior Approval	Budget FY2014	Capital Program (\$000)					Beyond 6 Years
					FY2015	FY2016	FY2017	FY2018	FY2019	
\$565,600	Plans and Engineering	\$148,202	\$148,202	\$0	\$0	\$0	\$0	\$0	\$0	
\$40,000	Land	\$15,000	\$15,000	\$0	\$0	\$0	\$0	\$0	\$0	
\$1,425,207	Construction	\$425,207	\$425,207	\$0	\$0	\$0	\$0	\$0	\$0	
\$100,544	Overhead	\$29,879	\$29,879	\$0	\$0	\$0	\$0	\$0	\$0	
\$774,019	Other	\$774,019	\$774,019	\$0	\$0	\$0	\$0	\$0	\$0	
\$2,905,370	<b>Total</b>	\$1,392,307	\$1,392,307	\$0	\$0	\$0	\$0	\$0	\$0	
<b>More (Less) Than Prior Year Program:</b>		(\$1,513,063)	(\$13,063)	(\$300,000)	(\$300)	(\$300)	(\$300)	(\$300)	\$0	Multi-Yr

**Q437300 Stream & Ecological Restor**

**Class: Water Quality Improvements**

**FY2014**

**Council Approved**

**Project Status**

1. Current Status Of This Project: Active
2. Action Taken In Current Fiscal Year: Stream & Ecological Restoration
3. Action Required To Complete This Project: This multi-year project is replaced in the form of a variety projects in the new Watershed Protection and Restoration Project Class.

**Change from Prior Year**

1. Change in Name or Description: Added note that this multi-year project is replaced in the form of a variety projects in the new Watershed Protection and Restoration Project Class.
2. Change in Total Project Cost: see above
3. Change in Scope: see above
4. Change in Timing: see above

**Estimated Operating Budget Impact:** None

**Initial Total Project Cost Estimate**

FY 1996      \$1,360,000

**Financial Activity**

Expended	Encumbered	Total
<b>April 1, 2012</b>	\$276,474	\$206,153
<b>April 1, 2013</b>	\$467,561	\$242,093
		\$709,654

**Planning Advisory Board Recommendation**

The PAB Recommendation is identical to the County Executive's Proposal.

Prior Year Project Total	Funding	Project Total	Prior Approval	Budget FY2014	Capital Program (\$000)					Beyond 6 Years
					FY2015	FY2016	FY2017	FY2018	FY2019	
\$2,905,370	General County Bonds	\$1,392,307	\$1,392,307	\$0	\$0	\$0	\$0	\$0	\$0	
\$2,905,370	<b>Total</b>	\$1,392,307	\$1,392,307	\$0	\$0	\$0	\$0	\$0	\$0	
<b>More (Less) Than Prior Year Program:</b>		(\$1,513,063)	(\$13,063)	(\$300,000)	(\$300)	(\$300)	(\$300)	(\$300)	\$0	Multi-Yr

**Q514300 Crofton Trib Restoration**

**Class: Water Quality Improvements**

**FY2014**

**Council Approved**

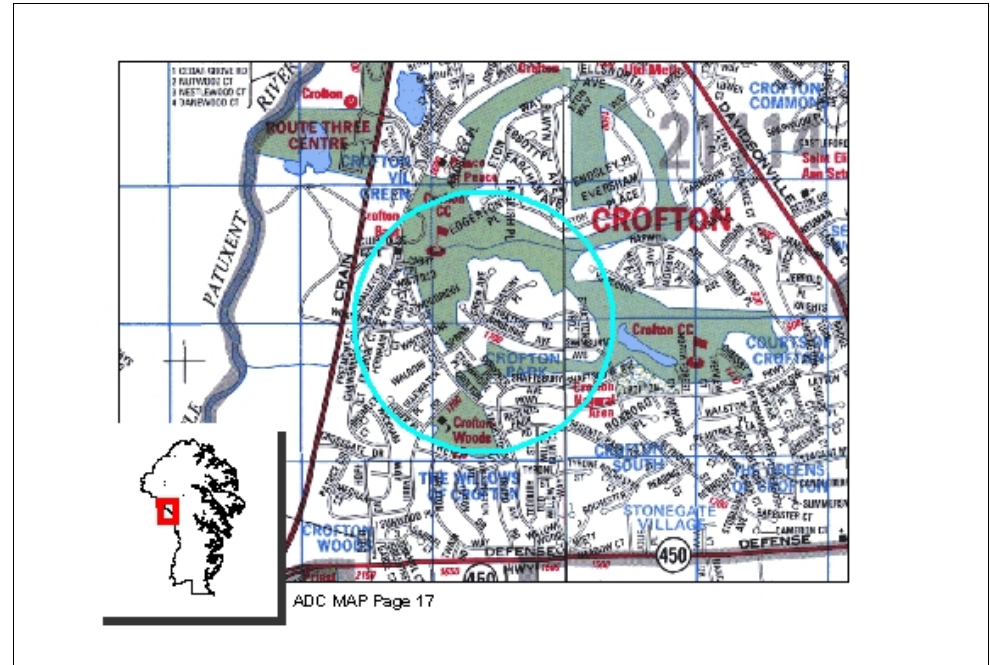
**Description**

Construction of a stable stream configuration in the open section that runs from the northbound lane of Route 3 to the vicinity of Scribner Place at Shaftsbury Avenue.

**Benefit**

Water quality improvement.

**Amendment History**



Prior Year Project Total	Phase	Project Total	Prior Approval	Budget FY2014	Capital Program (\$000)					Beyond 6 Years
					FY2015	FY2016	FY2017	FY2018	FY2019	
\$190,000	Plans and Engineering	\$190,000	\$190,000	\$0	\$0	\$0	\$0	\$0	\$0	\$0
\$12,000	Land	\$12,000	\$12,000	\$0	\$0	\$0	\$0	\$0	\$0	\$0
\$1,214,000	Construction	\$1,114,000	\$1,214,000	(\$100,000)	\$0	\$0	\$0	\$0	\$0	\$0
\$71,000	Overhead	\$71,000	\$71,000	\$0	\$0	\$0	\$0	\$0	\$0	\$0
\$1,487,000	<b>Total</b>	\$1,387,000	\$1,487,000	(\$100,000)	\$0	\$0	\$0	\$0	\$0	\$0
<b>More (Less) Than Prior Year Program:</b>		(\$100,000)	\$0	(\$100,000)	\$0	\$0	\$0	\$0	\$0	\$0

**Q514300 Crofton Trib Restoration**

**Class: Water Quality Improvements**

**FY2014**

**Council Approved**

**Project Status**

1. Current Status Of This Project: Active
2. Action Taken In Current Fiscal Year: Completed Construction MD3 to Crofton Parkway
3. Action Required To Complete This Project: Performance MD3 to Crofton Parkway.

**Change from Prior Year**

1. Change in Name or Description: None
2. Change in Total Project Cost: Reduced Funding Based on Actual Costs
3. Change in Scope: None
4. Change in Timing: None

**Estimated Operating Budget Impact:** None

**Initial Total Project Cost Estimate**

FY 2002            \$594,000

**Financial Activity**

<b>Expended</b>	<b>Encumbered</b>	<b>Total</b>
<b>April 1, 2012</b>	\$487,112	\$36,485
<b>April 1, 2013</b>	\$948,859	\$133,338
		\$1,082,196

**Planning Advisory Board Recommendation**

The PAB Recommendation is identical to the County Executive's Proposal.

<b>Prior Year Project Total</b>	<b>Funding</b>	<b>Project Total</b>	<b>Prior Approval</b>	<b>Budget FY2014</b>	<b>Capital Program (\$000)</b>					<b>Beyond 6 Years</b>
					<b>FY2015</b>	<b>FY2016</b>	<b>FY2017</b>	<b>FY2018</b>	<b>FY2019</b>	
\$1,487,000	General County Bonds	\$1,387,000	\$1,487,000	(\$100,000)	\$0	\$0	\$0	\$0	\$0	\$0
\$0	MDE Erosion & Water Qlty	\$0	\$0	\$0	\$0	\$0	\$0	\$0	\$0	\$0
\$1,487,000	<b>Total</b>	\$1,387,000	\$1,487,000	(\$100,000)	\$0	\$0	\$0	\$0	\$0	\$0
<b>More (Less) Than Prior Year Program:</b>		(\$100,000)	\$0	(\$100,000)	\$0	\$0	\$0	\$0	\$0	\$0

Q514500 Warehouse Creek Stream Restr

Class: Water Quality Improvements

FY2014

Council Approved

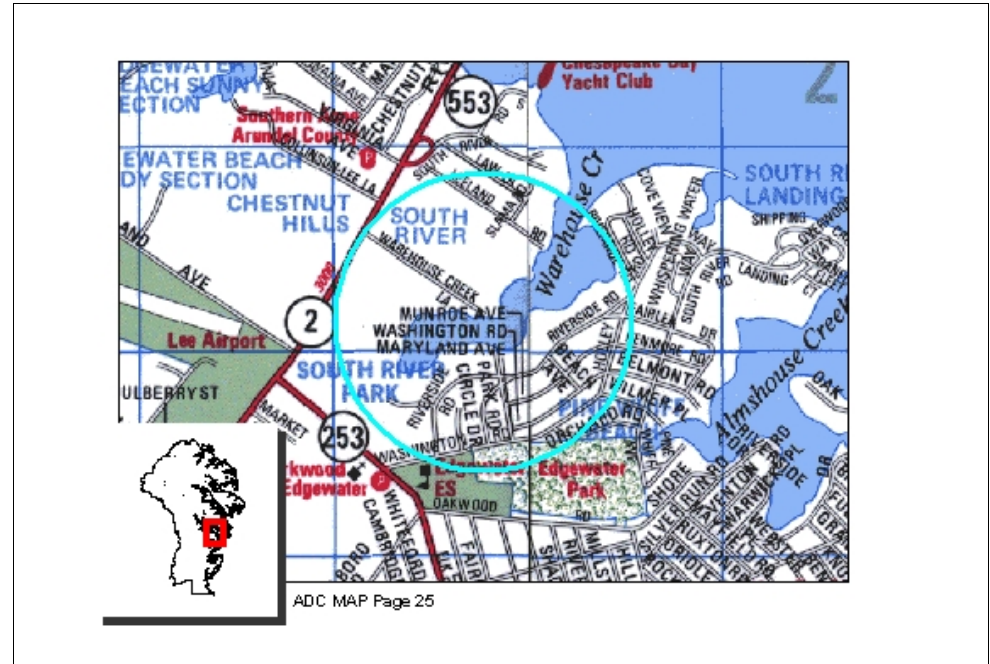
**Description**

This project consists of project formulation and other preliminary studies for stream restoration of the headwaters of Warehouse Creek. Construction of Stream Channel Improvements and Water Quality Retrofits within the watershed have been included.

**Benefit**

This project will restore the headwaters stream channel to reduce sediment discharge to the creek.

**Amendment History**



Prior Year Project Total	Phase	Project Total	Prior Approval	Budget FY2014	Capital Program (\$000)					Beyond 6 Years
					FY2015	FY2016	FY2017	FY2018	FY2019	
\$462,000	Plans and Engineering	\$462,000	\$462,000	\$0	\$0	\$0	\$0	\$0	\$0	\$0
\$50,000	Land	\$50,000	\$50,000	\$0	\$0	\$0	\$0	\$0	\$0	\$0
\$1,310,000	Construction	\$1,310,000	\$1,310,000	\$0	\$0	\$0	\$0	\$0	\$0	\$0
\$112,000	Overhead	\$112,000	\$112,000	\$0	\$0	\$0	\$0	\$0	\$0	\$0
\$1,934,000	<b>Total</b>	\$1,934,000	\$1,934,000	\$0	\$0	\$0	\$0	\$0	\$0	\$0
<b>More (Less) Than Prior Year Program:</b>		\$0	\$0	\$0	\$0	\$0	\$0	\$0	\$0	\$0

**Q514500 Warehouse Creek Stream Restr**

**Class: Water Quality Improvements**

**FY2014**

**Council Approved**

**Project Status**

1. Current Status Of This Project: Active
2. Action Taken In Current Fiscal Year: Completed Design
3. Action Required To Complete This Project: Construction and Performance

**Change from Prior Year**

1. Change in Name or Description: None
2. Change in Total Project Cost: None
3. Change in Scope: None
4. Change in Timing: None

**Estimated Operating Budget Impact: None**

**Initial Total Project Cost Estimate**

FY 2002            \$74,000

**Financial Activity**

Expended	Encumbered	Total	
April 1, 2012	\$773,145	\$143,218	\$916,363
April 1, 2013	\$811,937	\$106,777	\$918,715

**Planning Advisory Board Recommendation**

The PAB Recommendation is identical to the County Executive's Proposal.

Prior Year Project Total	Funding	Project Total	Prior Approval	Financial Activity		Capital Program (\$000)					Beyond 6 Years
				Budget FY2014	Total	FY2015	FY2016	FY2017	FY2018	FY2019	
\$1,643,000	General County Bonds	\$1,643,000	\$1,643,000	\$0	\$0	\$0	\$0	\$0	\$0	\$0	\$0
\$291,000	MDE Erosion & Water Qlty	\$291,000	\$291,000	\$0	\$0	\$0	\$0	\$0	\$0	\$0	\$0
\$1,934,000	<b>Total</b>	\$1,934,000	\$1,934,000	\$0	\$0	\$0	\$0	\$0	\$0	\$0	\$0
<b>More (Less) Than Prior Year Program:</b>		\$0	\$0	\$0	\$0	\$0	\$0	\$0	\$0	\$0	\$0

**Q516400 Beacrane Road Bog Rehab**

**Class: Water Quality Improvements**

**FY2014**

**Council Approved**

**Description**

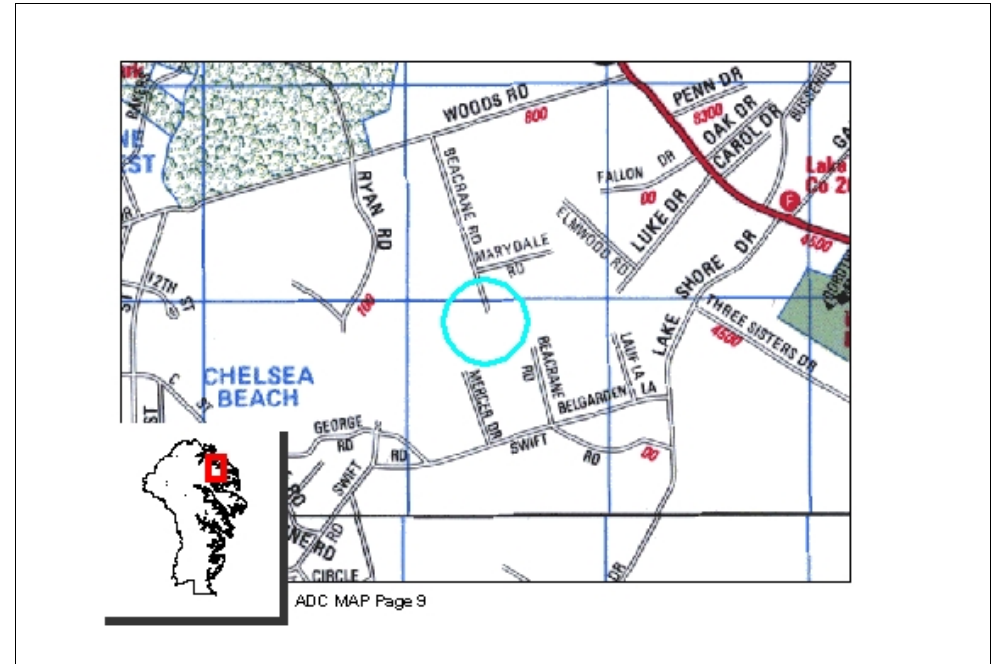
This project consist of restoration of the Beacrane Road bog. This is one of the bogs of special interest located in the North Shore Area of the Magothy River Watershed.

**Benefit**

Water quality and habitat improvement.

**Amendment History**

Removed \$45K via AMD #34 to Bill 46-13.



Prior Year Project Total	Phase	Project Total	Prior Approval	Budget FY2014	Capital Program (\$000)					Beyond 6 Years
					FY2015	FY2016	FY2017	FY2018	FY2019	
\$112,000	Plans and Engineering	\$15,000	\$112,000	(\$97,000)	\$0	\$0	\$0	\$0	\$0	\$0
\$20,000	Land	\$2,000	\$20,000	(\$18,000)	\$0	\$0	\$0	\$0	\$0	\$0
\$254,000	Construction	\$7,000	\$0	\$7,000	\$0	\$0	\$0	\$0	\$0	\$0
\$27,000	Overhead	\$5,000	\$10,000	(\$5,000)	\$0	\$0	\$0	\$0	\$0	\$0
\$413,000	<b>Total</b>	\$29,000	\$142,000	(\$113,000)	\$0	\$0	\$0	\$0	\$0	\$0
<b>More (Less) Than Prior Year Program:</b>		(\$384,000)	\$0	(\$384,000)	\$0	\$0	\$0	\$0	\$0	\$0



**Q516400 Beacrane Road Bog Rehab**

**Class: Water Quality Improvements**

**FY2014**

**Council Approved**

**Project Status**

1. Current Status Of This Project: Active
2. Action Taken In Current FY: Construction
3. Action Required To Complete This Project: Performance

**Change from Prior Year**

1. Change In Name Or Description: None
2. Change In Total Project Cost: Reduced Cost Based on Actual Costs
3. Change In Scope: None
4. Change In Timing: None

**Estimated Operating Budget Impact: None**

**Initial Total Project Cost Estimate**

FY 2003            \$178,000

**Financial Activity**

<b>Expended</b>	<b>Encumbered</b>	<b>Total</b>
<b>April 1, 2012</b>	\$0	\$0
<b>April 1, 2013</b>	\$3,241	\$11,445
		\$14,686

**Planning Advisory Board Recommendation**

The PAB Recommendation is identical to the County Executive's Proposal.

<b>Prior Year Project Total</b>	<b>Funding</b>	<b>Project Total</b>	<b>Prior Approval</b>	<b>Budget FY2014</b>	<b>Capital Program (\$000)</b>					<b>Beyond 6 Years</b>
					<b>FY2015</b>	<b>FY2016</b>	<b>FY2017</b>	<b>FY2018</b>	<b>FY2019</b>	
\$413,000	General County Bonds	\$29,000	\$142,000	(\$113,000)	\$0	\$0	\$0	\$0	\$0	\$0
\$0	General Fund PayGo	\$0	\$0	\$0	\$0	\$0	\$0	\$0	\$0	\$0
\$0	MDE Erosion & Water Qlty	\$0	\$0	\$0	\$0	\$0	\$0	\$0	\$0	\$0
<b>\$413,000</b>	<b>Total</b>	<b>\$29,000</b>	<b>\$142,000</b>	<b>(\$113,000)</b>	<b>\$0</b>	<b>\$0</b>	<b>\$0</b>	<b>\$0</b>	<b>\$0</b>	<b>\$0</b>
<b>More (Less) Than Prior Year Program:</b>		<b>(\$384,000)</b>	<b>\$0</b>	<b>(\$384,000)</b>	<b>\$0</b>	<b>\$0</b>	<b>\$0</b>	<b>\$0</b>	<b>\$0</b>	<b>\$0</b>

Q516500 Old County Road Swm Bmp

Class: Water Quality Improvements

FY2014

Council Approved

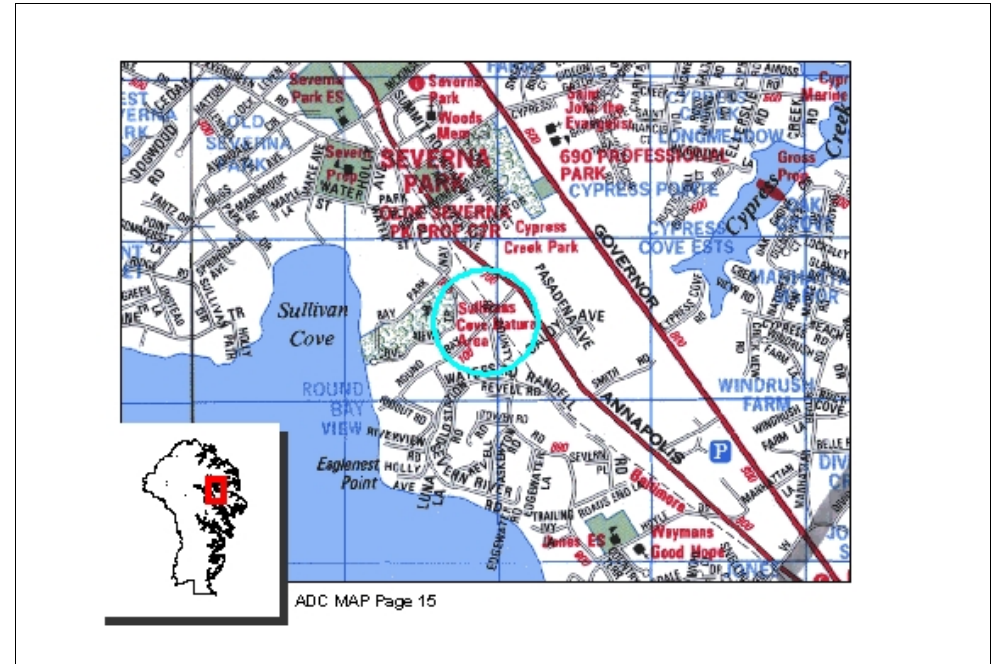
**Description**

This project consist of design and construction of a BMP at the Cypress Creek Community and Park to improve water quality flowing to an existing bog. This bog provides stormwater quality management upstream of an Atlantic White Cedar Woodland area.

**Benefit**

Water quality and habitat improvement.

**Amendment History**



Prior Year Project Total	Phase	Project Total	Prior Approval	Budget FY2014	Capital Program (\$000)					Beyond 6 Years
					FY2015	FY2016	FY2017	FY2018	FY2019	
\$116,000	Plans and Engineering	\$116,000	\$116,000	\$0	\$0	\$0	\$0	\$0	\$0	\$0
\$10,000	Land	\$10,000	\$10,000	\$0	\$0	\$0	\$0	\$0	\$0	\$0
\$471,000	Construction	\$471,000	\$0	\$471,000	\$0	\$0	\$0	\$0	\$0	\$0
\$42,000	Overhead	\$42,000	\$9,000	\$33,000	\$0	\$0	\$0	\$0	\$0	\$0
\$639,000	<b>Total</b>	\$639,000	\$135,000	\$504,000	\$0	\$0	\$0	\$0	\$0	\$0
<b>More (Less) Than Prior Year Program:</b>		\$0	\$0	\$0	\$0	\$0	\$0	\$0	\$0	\$0

**Q516500 Old County Road Swm Bmp**

**Class: Water Quality Improvements**

**FY2014**

**Council Approved**

**Project Status**

1. Current Status Of This Project: Active
2. Action Taken In Current FY: Design
3. Action Required To Complete This Project: Construction and Performance

**Change from Prior Year**

1. Change In Name Or Description: None
2. Change In Total Project Cost: None
3. Change In Scope: None
4. Change In Timing: None

**Estimated Operating Budget Impact: None**

**Initial Total Project Cost Estimate**

FY 2003            \$179,000

**Financial Activity**

Expended	Encumbered	Total
April 1, 2012	\$957	\$0
April 1, 2013	\$1,190	\$120,375
		\$121,565

**Planning Advisory Board Recommendation**

The PAB Recommendation is identical to the County Executive's Proposal.

Prior Year Project Total	Funding	Project Total	Prior Approval	Budget FY2014	Capital Program (\$000)					Beyond 6 Years
					FY2015	FY2016	FY2017	FY2018	FY2019	
\$639,000	General County Bonds	\$135,000	\$135,000	\$0	\$0	\$0	\$0	\$0	\$0	\$0
	WPRF Bonds	\$504,000	\$0	\$504,000	\$0	\$0	\$0	\$0	\$0	\$0
\$639,000	<b>Total</b>	\$639,000	\$135,000	\$504,000	\$0	\$0	\$0	\$0	\$0	\$0
<b>More (Less) Than Prior Year Program:</b>		\$0	\$0	\$0	\$0	\$0	\$0	\$0	\$0	\$0

**Q516600 Evergreen Road Outfall Rehab**

**Class: Water Quality Improvements**

**FY2014**

**Council Approved**

**Description**

This project consist of design and construction of the rehabilitation of an eroded stream channel downstream of a failing culvert. The project includes replacement of the culvert.

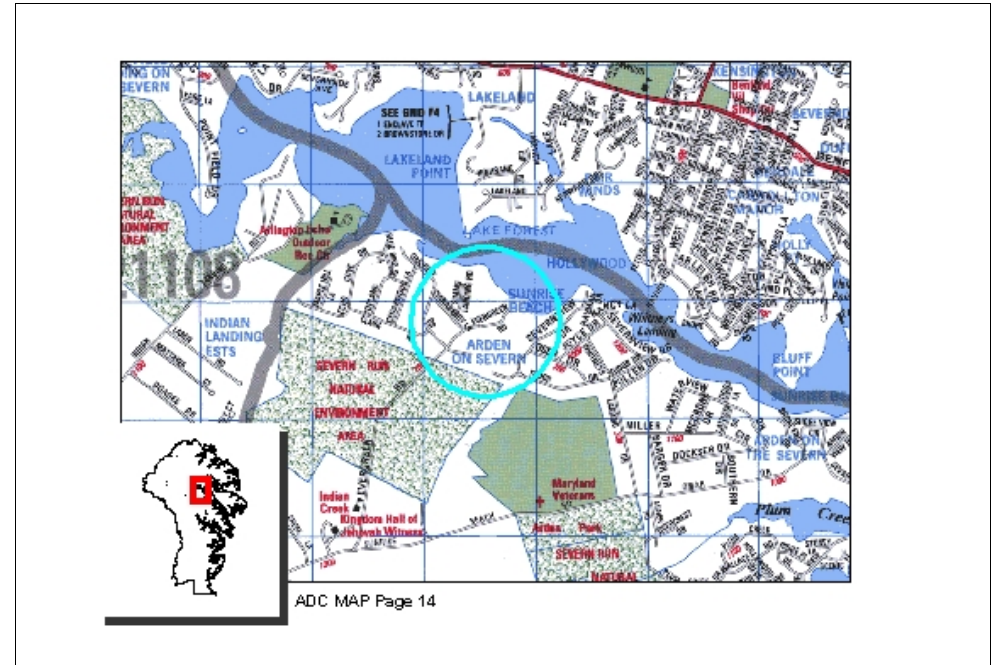
In addition, the project consists of design and construction of the restoration of approximately 12 acres of Atlantic White Cedar wetland and tidal shallow areas along Cypress Branch and the rehabilitation of a severely eroded outfall.

**Benefit**

This project will reduce erosion of the stream channel and reduce nutrient loading downstream and rehabilitation of deteriorated drainage infrastructure.

**Amendment History**

Prior approval was increased by \$1,168,435 in Council Bill 74-07.



Prior Year Project Total	Phase	Project Total	Prior Approval	Budget FY2014	Capital Program (\$000)					Beyond 6 Years
					FY2015	FY2016	FY2017	FY2018	FY2019	
\$116,000	Plans and Engineering	\$116,000	\$116,000	\$0	\$0	\$0	\$0	\$0	\$0	\$0
\$50,000	Land	\$50,000	\$50,000	\$0	\$0	\$0	\$0	\$0	\$0	\$0
\$1,251,435	Construction	\$526,000	\$1,251,435	(\$725,435)	\$0	\$0	\$0	\$0	\$0	\$0
\$25,000	Overhead	\$25,000	\$25,000	\$0	\$0	\$0	\$0	\$0	\$0	\$0
\$1,442,435	<b>Total</b>	\$717,000	\$1,442,435	(\$725,435)	\$0	\$0	\$0	\$0	\$0	\$0
<b>More (Less) Than Prior Year Program:</b>		(\$725,435)	\$0	(\$725,435)	\$0	\$0	\$0	\$0	\$0	\$0

**Q516600 Evergreen Road Outfall Rehab**

**Class: Water Quality Improvements**

**FY2014**

**Council Approved**

**Project Status**

1. Current Status Of This Project: Active
2. Action Taken In Current Fiscal Year: Performance of Culvert Replacement and Outfall Restoration.
3. Action Required To Complete This Project: None

**Change from Prior Year**

1. Change In Name Or Description: None
2. Change In Total Project Cost: Reduce funding based on reduced scope.
3. Change In Scope: Deleted Stream Valley Restoration
4. Change In Timing: None

**Estimated Operating Budget Impact: None**

**Initial Total Project Cost Estimate**

FY 2003            \$234,000

**Financial Activity**

Expended	Encumbered	Total
<b>April 1, 2012</b>	\$396,811	\$173,635
<b>April 1, 2013</b>	\$569,706	\$88,556
		\$658,262

**Planning Advisory Board Recommendation**

The PAB Recommendation is identical to the County Executive's Proposal.

Prior Year Project Total	Funding	Project Total	Prior Approval	Budget FY2014	Capital Program (\$000)					Beyond 6 Years
					FY2015	FY2016	FY2017	FY2018	FY2019	
\$524,000	General County Bonds	\$524,000	\$524,000	\$0	\$0	\$0	\$0	\$0	\$0	\$0
	WPRF Bonds	\$193,000	\$0	\$193,000	\$0	\$0	\$0	\$0	\$0	\$0
\$918,435	Other Fed Grants	\$0	\$918,435	(\$918,435)	\$0	\$0	\$0	\$0	\$0	\$0
\$0	Other State Grants	\$0	\$0	\$0	\$0	\$0	\$0	\$0	\$0	\$0
<b>\$1,442,435</b>	<b>Total</b>	<b>\$717,000</b>	<b>\$1,442,435</b>	<b>(\$725,435)</b>	<b>\$0</b>	<b>\$0</b>	<b>\$0</b>	<b>\$0</b>	<b>\$0</b>	<b>\$0</b>
<b>More (Less) Than Prior Year Program:</b>		<b>(\$725,435)</b>	<b>\$0</b>	<b>(\$725,435)</b>	<b>\$0</b>	<b>\$0</b>	<b>\$0</b>	<b>\$0</b>	<b>\$0</b>	<b>\$0</b>

Q517400 Cowhide Branch Retro

Class: Water Quality Improvements

FY2014

Council Approved

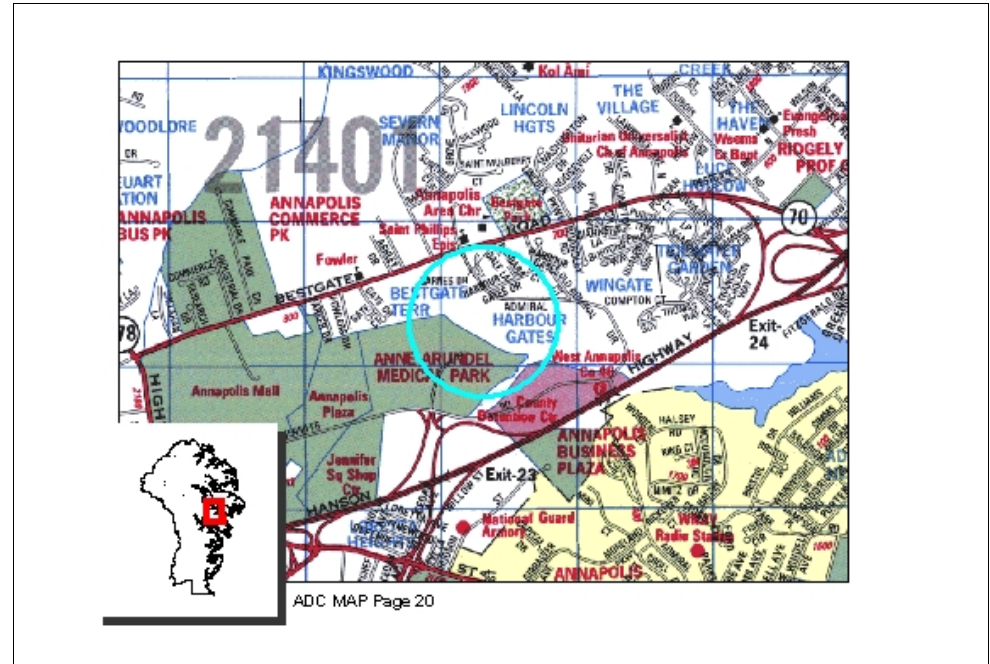
**Description**

Construction of an upgrade to the Cowhide Branch of Weems Creek. This will include removal of a fish blockage and excess sediment and grading, realignment and planting in the Floodplain to establish a more stable and natural Watershed.

**Benefit**

Water quality and habitat improvement.

**Amendment History**



Prior Year Project Total	Phase	Project Total	Prior Approval	Budget FY2014	Capital Program (\$000)					Beyond 6 Years
					FY2015	FY2016	FY2017	FY2018	FY2019	
\$228,000	Plans and Engineering	\$228,000	\$228,000	\$0	\$0	\$0	\$0	\$0	\$0	\$0
\$2,000	Land	\$2,000	\$2,000	\$0	\$0	\$0	\$0	\$0	\$0	\$0
\$1,970,000	Construction	\$1,970,000	\$1,970,000	\$0	\$0	\$0	\$0	\$0	\$0	\$0
\$110,000	Overhead	\$110,000	\$110,000	\$0	\$0	\$0	\$0	\$0	\$0	\$0
\$2,310,000	<b>Total</b>	\$2,310,000	\$2,310,000	\$0	\$0	\$0	\$0	\$0	\$0	\$0
<b>More (Less) Than Prior Year Program:</b>		\$0	\$0	\$0	\$0	\$0	\$0	\$0	\$0	\$0

**Q517400 Cowhide Branch Retro**

**Class: Water Quality Improvements**

**FY2014**

**Council Approved**

**Project Status**

1. Current Status Of This Project: Active
2. Action Taken In Current FY: Preconstruction Environmental Monitoring
3. Action Required To Complete This Project: Construction and Performance

**Change from Prior Year**

1. Change In Name Or Description: None
2. Change In Total Project Cost: None
3. Change In Scope: None
4. Change In Timing: None

**Estimated Operating Budget Impact: None**

**Initial Total Project Cost Estimate**

FY 2003      \$1,126,000

**Financial Activity**

Expended	Encumbered	Total	
April 1, 2012	\$377,244	\$68,261	\$445,505
April 1, 2013	\$379,354	\$66,297	\$445,651

**Planning Advisory Board Recommendation**

The PAB Recommendation is identical to the County Executive's Proposal.

Prior Year Project Total	Funding	Project Total	Prior Approval	Budget FY2014	Capital Program (\$000)					Beyond 6 Years
					FY2015	FY2016	FY2017	FY2018	FY2019	
\$1,310,000	General County Bonds	\$1,310,000	\$1,310,000	\$0	\$0	\$0	\$0	\$0	\$0	\$0
\$1,000,000	Other Fed Grants	\$1,000,000	\$1,000,000	\$0	\$0	\$0	\$0	\$0	\$0	\$0
\$0	Other State Grants	\$0	\$0	\$0	\$0	\$0	\$0	\$0	\$0	\$0
\$0	Developer Contribution	\$0	\$0	\$0	\$0	\$0	\$0	\$0	\$0	\$0
\$2,310,000	<b>Total</b>	\$2,310,000	\$2,310,000	\$0	\$0	\$0	\$0	\$0	\$0	\$0
<b>More (Less) Than Prior Year Program:</b>		\$0	\$0	\$0	\$0	\$0	\$0	\$0	\$0	\$0



**Q526500 Riverdale Outfall Rehab**

**Class: Water Quality Improvements**

**FY2014**

**Council Approved**

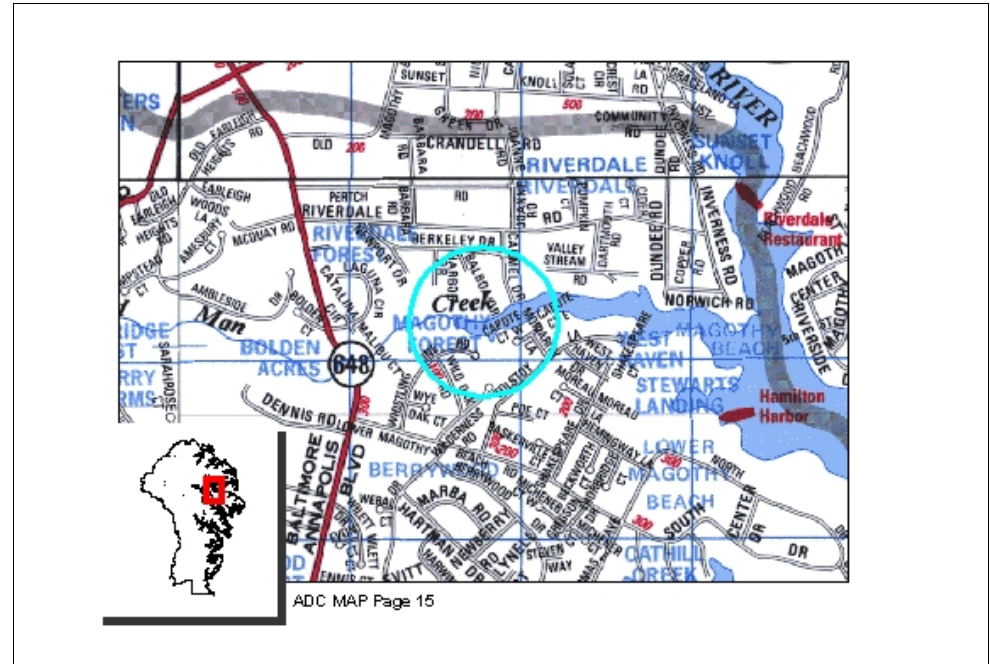
**Description**

Design and construct a stable stream channel in the Riverdale Glen community to correct and existing eroding channel. The eroding channel discharges sediments and pollutants into a tributary of the Magothy River.

**Benefit**

The existing channel is eroding and discharges sediments and pollutants into a tributary of the Magothy River.

**Amendment History**



Prior Year Project Total	Phase	Project Total	Prior Approval	Budget FY2014	Capital Program (\$000)					Beyond 6 Years
					FY2015	FY2016	FY2017	FY2018	FY2019	
\$105,000	Plans and Engineering	\$99,000	\$105,000	(\$6,000)	\$0	\$0	\$0	\$0	\$0	\$0
\$1,000	Land	\$1,000	\$1,000	\$0	\$0	\$0	\$0	\$0	\$0	\$0
\$378,000	Construction	\$245,000	\$378,000	(\$133,000)	\$0	\$0	\$0	\$0	\$0	\$0
\$25,000	Overhead	\$24,000	\$25,000	(\$1,000)	\$0	\$0	\$0	\$0	\$0	\$0
\$509,000	<b>Total</b>	\$369,000	\$509,000	(\$140,000)	\$0	\$0	\$0	\$0	\$0	\$0
<b>More (Less) Than Prior Year Program:</b>		(\$140,000)	\$0	(\$140,000)	\$0	\$0	\$0	\$0	\$0	\$0



**Q526500 Riverdale Outfall Rehab**

**Class: Water Quality Improvements**

**FY2014**

**Council Approved**

**Project Status**

1. Current Status Of This Project: Active
2. Action Taken In Current FY: Construction
3. Action Required To Complete This Project: Performance

**Change from Prior Year**

1. Change in Name or Description: None
2. Change in Total Project Cost: Reduced funding based on actual costs
3. Change in Scope: None
4. Change in Timing: None

**Estimated Operating Budget Impact: None**

**Initial Total Project Cost Estimate**

FY 2004            \$202,000

**Financial Activity**

**April 1, 2012**

**Expended      Encumbered      Total**  
 \$94,954            \$5,072            \$100,025

**April 1, 2013**

\$114,765            \$199,026            \$313,791

**Planning Advisory Board Recommendation**

The PAB Recommendation is identical to the County Executive's Proposal.

Prior Year Project Total	Funding	Project Total	Prior Approval	Budget FY2014	Capital Program (\$000)					Beyond 6 Years
					FY2015	FY2016	FY2017	FY2018	FY2019	
\$509,000	General County Bonds	\$111,000	\$509,000	(\$398,000)	\$0	\$0	\$0	\$0	\$0	\$0
	Other State Grants	\$258,000	\$0	\$258,000	\$0	\$0	\$0	\$0	\$0	\$0
\$509,000	<b>Total</b>	\$369,000	\$509,000	(\$140,000)	\$0	\$0	\$0	\$0	\$0	\$0
<b>More (Less) Than Prior Year Program:</b>		(\$140,000)	\$0	(\$140,000)	\$0	\$0	\$0	\$0	\$0	\$0

**Q530800 Ruppert Ravine Phase 2**

**Class: Water Quality Improvements**

**FY2014 Council Approved**

**Description**

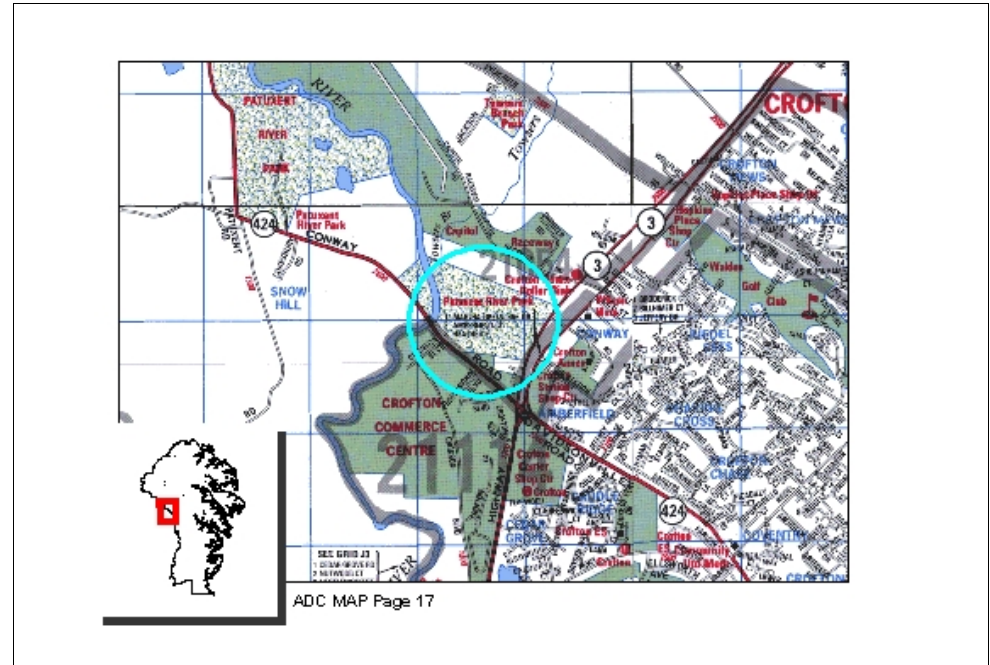
Second phase of rehabilitation to Rupperts Ravine. This stream rehabilitation was identified by OECR and the Corp of Engineers as a contributor of pollution to the Towers Branch Tributary. Located near the intersection of MD Rte 3 and MD Rte 424.

**Benefit**

Address erosion problems within Rupperts Ravine.

**Amendment History**

Switched \$162K in State grants for prior approved bonds via AMD #35 & 36 to Bill 46-13.



Prior Year Project Total	Phase	Project Total	Prior Approval	Budget FY2014	Capital Program (\$000)					Beyond 6 Years
					FY2015	FY2016	FY2017	FY2018	FY2019	
\$120,000	Plans and Engineering	\$120,000	\$120,000	\$0	\$0	\$0	\$0	\$0	\$0	\$0
\$10,000	Land	\$10,000	\$10,000	\$0	\$0	\$0	\$0	\$0	\$0	\$0
\$549,000	Construction	\$549,000	\$549,000	\$0	\$0	\$0	\$0	\$0	\$0	\$0
\$35,000	Overhead	\$35,000	\$35,000	\$0	\$0	\$0	\$0	\$0	\$0	\$0
\$714,000	<b>Total</b>	\$714,000	\$714,000	\$0	\$0	\$0	\$0	\$0	\$0	\$0
<b>More (Less) Than Prior Year Program:</b>		\$0	\$0	\$0	\$0	\$0	\$0	\$0	\$0	\$0

**Q530800 Ruppert Ravine Phase 2**

**Class: Water Quality Improvements**

**FY2014**

**Council Approved**

**Project Status**

1. Current Status Of This Project: Active
2. Action Taken In Current Fiscal Year: Construction
3. Action Required To Complete This Project: Performance

**Change from Prior Year**

1. Change in Name or Description: None
2. Change in Total Project Cost: None
3. Change in Scope: None
4. Change in Timing: None

**Estimated Operating Budget Impact: None**

**Initial Total Project Cost Estimate**

FY 2010            \$649,000

**Financial Activity**

Expended	Encumbered	Total
April 1, 2012	\$121,146	\$444,969
April 1, 2013	\$309,940	\$259,937
		\$566,115
		\$569,877

**Planning Advisory Board Recommendation**

The PAB Recommendation is identical to the County Executive's Proposal.

Prior Year Project Total	Funding	Project Total	Prior Approval	Budget FY2014	Capital Program (\$000)					Beyond 6 Years
					FY2015	FY2016	FY2017	FY2018	FY2019	
\$426,000	General County Bonds	\$264,000	\$426,000	(\$162,000)	\$0	\$0	\$0	\$0	\$0	\$0
\$288,000	MDE Erosion & Water Qlty	\$450,000	\$288,000	\$162,000	\$0	\$0	\$0	\$0	\$0	\$0
\$714,000	<b>Total</b>	\$714,000	\$714,000	\$0	\$0	\$0	\$0	\$0	\$0	\$0
<b>More (Less) Than Prior Year Program:</b>		\$0	\$0	\$0	\$0	\$0	\$0	\$0	\$0	\$0

Q536000 Windsor Ridge Stream Stabilizat

Class: Water Quality Improvements

FY2014

Council Approved

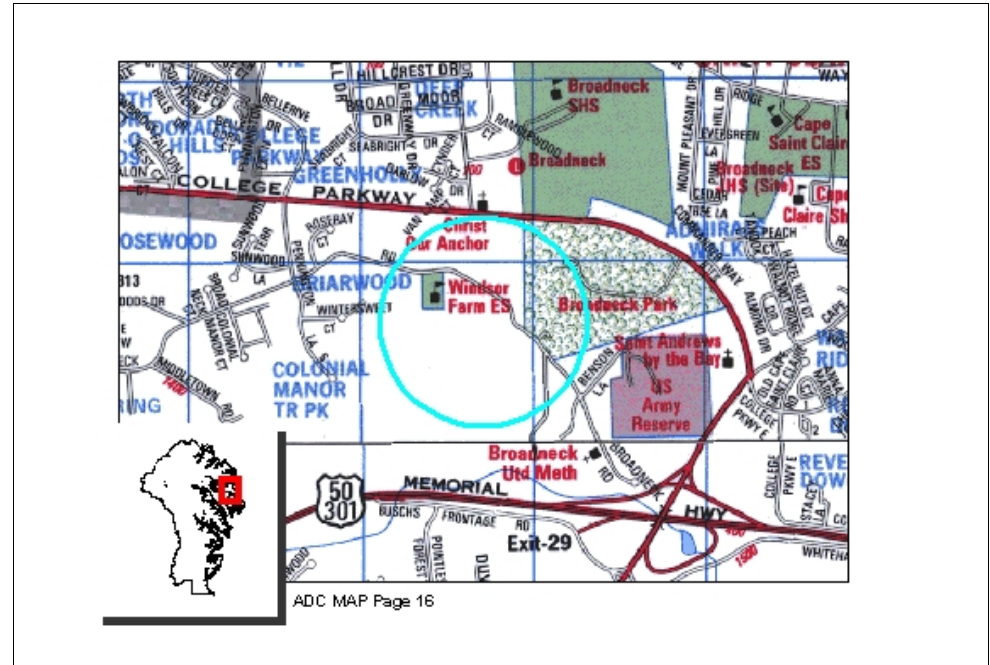
**Description**

This project is to stabilize the stream channel from the twin culvert underneath Broadneck Road directly adjacent to Windsor Ridge Road, with a coastal plain outfall and seepage wetland.

**Benefit**

To rehabilitate a deteriorating twin culvert outfall and stabilize an eroding stream channel.

**Amendment History**



Prior Year Project Total	Phase	Project Total	Prior Approval	Budget FY2014	Capital Program (\$000)					Beyond 6 Years
					FY2015	FY2016	FY2017	FY2018	FY2019	
\$137,000	Plans and Engineering	\$137,000	\$137,000	\$0	\$0	\$0	\$0	\$0	\$0	\$0
\$6,000	Land	\$6,000	\$6,000	\$0	\$0	\$0	\$0	\$0	\$0	\$0
\$605,000	Construction	\$605,000	\$605,000	\$0	\$0	\$0	\$0	\$0	\$0	\$0
\$37,000	Overhead	\$37,000	\$37,000	\$0	\$0	\$0	\$0	\$0	\$0	\$0
\$785,000	<b>Total</b>	\$785,000	\$785,000	\$0	\$0	\$0	\$0	\$0	\$0	\$0
<b>More (Less) Than Prior Year Program:</b>		\$0	\$0	\$0	\$0	\$0	\$0	\$0	\$0	\$0

**Q536000 Windsor Ridge Stream Stabilizat**

**Class: Water Quality Improvements**

**FY2014**

**Council Approved**

**Project Status**

1. Current Status of this Project: Active
2. Action Taken in Current Fiscal Year: Initiated Construction
3. Action Required To Complete This Project: Construction and Performance

**Change from Prior Year**

1. Change in Name or Description: None
2. Change in Total Project Cost: None
3. Change in Scope: None
4. Change in Timing: None

**Estimated Operating Budget Impact: None**

**Initial Total Project Cost Estimate**

FY 2010            \$785,000

**Financial Activity**

Expended	Encumbered	Total	
April 1, 2012	\$216,277	\$123,188	\$339,465
April 1, 2013	\$216,277	\$424,559	\$640,836

**Planning Advisory Board Recommendation**

The PAB Recommendation is identical to the County Executive's Proposal.

Prior Year Project Total	Funding	Project Total	Prior Approval	Budget FY2014	Capital Program (\$000)					Beyond 6 Years
					FY2015	FY2016	FY2017	FY2018	FY2019	
\$785,000	General County Bonds	\$785,000	\$785,000	\$0	\$0	\$0	\$0	\$0	\$0	\$0
\$0	Other Fed Grants	\$0	\$0	\$0	\$0	\$0	\$0	\$0	\$0	\$0
\$785,000	<b>Total</b>	\$785,000	\$785,000	\$0	\$0	\$0	\$0	\$0	\$0	\$0
<b>More (Less) Than Prior Year Program:</b>		\$0	\$0	\$0	\$0	\$0	\$0	\$0	\$0	\$0

Q536100 N Carolina Wetland Rec Phase 2

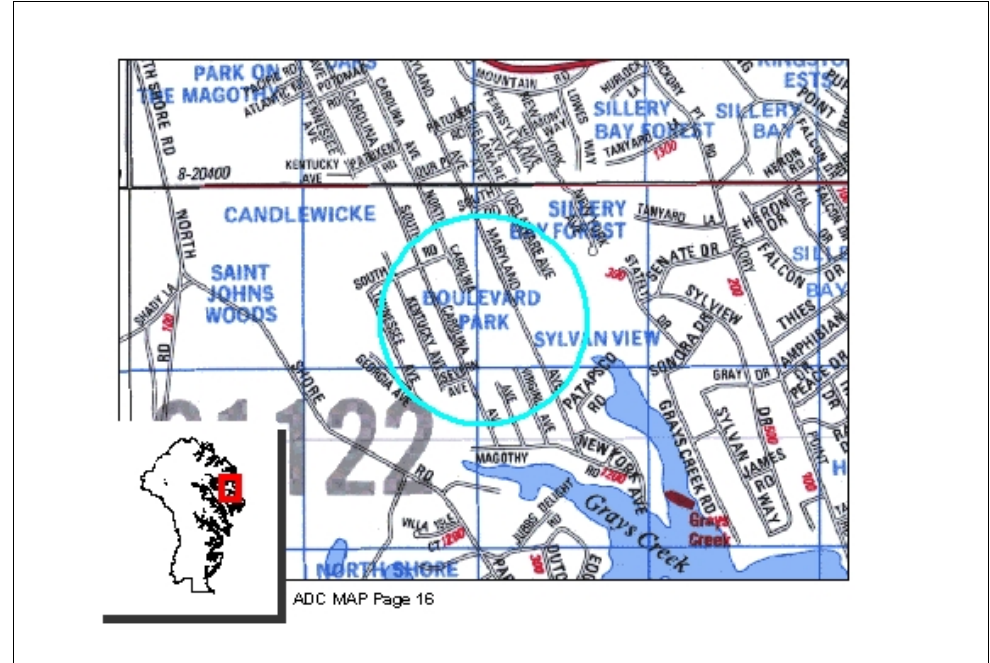
Class: Water Quality Improvements

FY2014

Council Approved

**Description**

Construction of a wetland at the intersection of North Carolina Ave and South Road. This is phase two of the project; phase one was completed under project # H349402.



**Benefit**

To recover a wetland that was filled in with soil.

**Amendment History**

Prior Year Project Total	Phase	Project Total	Prior Approval	Budget FY2014	Capital Program (\$000)					Beyond 6 Years
					FY2015	FY2016	FY2017	FY2018	FY2019	
\$11,000	Plans and Engineering	\$11,000	\$11,000	\$0	\$0	\$0	\$0	\$0	\$0	\$0
\$75,000	Land	\$75,000	\$75,000	\$0	\$0	\$0	\$0	\$0	\$0	\$0
\$199,000	Construction	\$184,000	\$199,000	(\$15,000)	\$0	\$0	\$0	\$0	\$0	\$0
\$14,000	Overhead	\$14,000	\$14,000	\$0	\$0	\$0	\$0	\$0	\$0	\$0
\$299,000	<b>Total</b>	\$284,000	\$299,000	(\$15,000)	\$0	\$0	\$0	\$0	\$0	\$0
<b>More (Less) Than Prior Year Program:</b>		(\$15,000)	\$0	(\$15,000)	\$0	\$0	\$0	\$0	\$0	\$0

**Q536100 N Carolina Wetland Rec Phase 2**

**Class: Water Quality Improvements**

**FY2014**

**Council Approved**

**Project Status**

1. Current Status of this Project: Active
2. Action Taken in Current Fiscal Year: Performance
3. Action Required To Complete This Project: None

**Change from Prior Year**

1. Change in Name or Description: None
2. Change in Total Project Cost: Reduced Funding based on Actual Costs.
3. Change in Scope: None
4. Change in Timing: None

**Estimated Operating Budget Impact: None**

**Initial Total Project Cost Estimate**

FY 2010            \$299,000

**Financial Activity**

	<b>Expended</b>	<b>Encumbered</b>	<b>Total</b>
<b>April 1, 2012</b>	\$225,210	\$52,747	\$277,957
<b>April 1, 2013</b>	\$277,012	\$1,746	\$278,758

**Planning Advisory Board Recommendation**

The PAB Recommendation is identical to the County Executive's Proposal.

<b>Prior Year Project Total</b>	<b>Funding</b>	<b>Project Total</b>	<b>Prior Approval</b>	<b>Budget FY2014</b>	<b>Capital Program (\$000)</b>					<b>Beyond 6 Years</b>
					<b>FY2015</b>	<b>FY2016</b>	<b>FY2017</b>	<b>FY2018</b>	<b>FY2019</b>	
\$299,000	General County Bonds	\$284,000	\$299,000	(\$15,000)	\$0	\$0	\$0	\$0	\$0	\$0
\$299,000	<b>Total</b>	\$284,000	\$299,000	(\$15,000)	\$0	\$0	\$0	\$0	\$0	\$0
<b>More (Less) Than Prior Year Program:</b>		(\$15,000)	\$0	(\$15,000)	\$0	\$0	\$0	\$0	\$0	\$0



Q536400 Picture Spring Branch Str Rest

Class: Water Quality Improvements

FY2014

Council Approved

**Description**

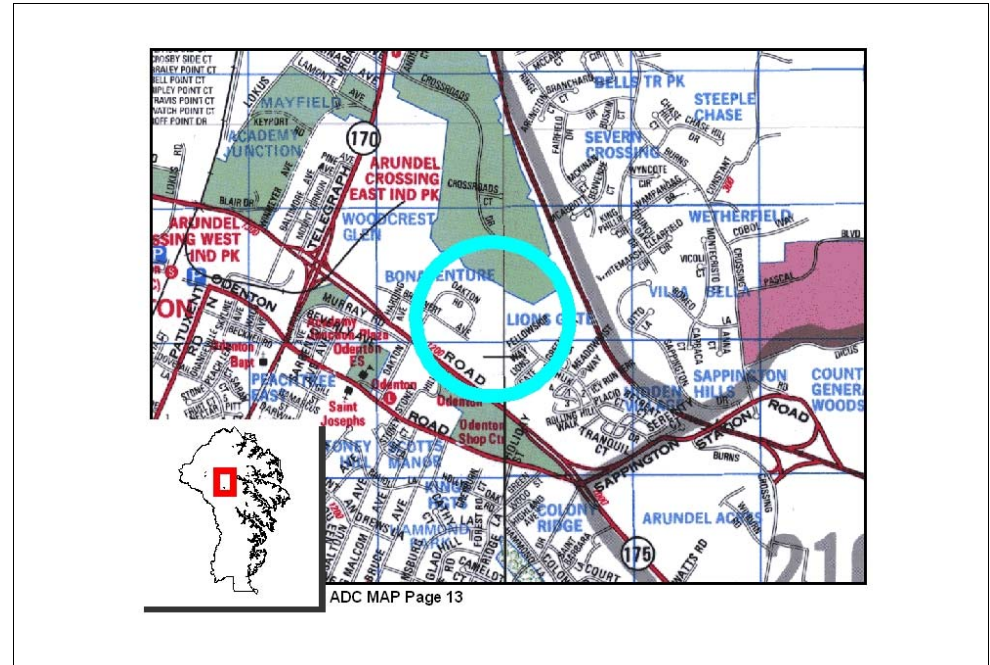
This project is established to investigate the existing conditions and to design and construct restoration techniques to improve and stabilize an 800 foot long portion of eroded stream bank, as well as head-cut restoration, and replacement of a degraded major outfall pipe along the Picture Spring Branch Stream.

**Benefit**

Regulatory compliance under the County's NPDES MS4 Permit and will improve hydrology and ecology for the stream channel.

**Amendment History**

County Council removed \$45k via AMD #55 to Bill 27-11.



Prior Year Project Total	Phase	Project Total	Prior Approval	Budget FY2014	Capital Program (\$000)					Beyond 6 Years
					FY2015	FY2016	FY2017	FY2018	FY2019	
\$80,000	Plans and Engineering	\$100,000	\$80,000	\$20,000	\$0	\$0	\$0	\$0	\$0	\$0
\$8,000	Land	\$8,000	\$8,000	\$0	\$0	\$0	\$0	\$0	\$0	\$0
\$217,000	Construction	\$287,000	\$217,000	\$70,000	\$0	\$0	\$0	\$0	\$0	\$0
\$18,000	Overhead	\$28,000	\$18,000	\$10,000	\$0	\$0	\$0	\$0	\$0	\$0
\$323,000	<b>Total</b>	\$423,000	\$323,000	\$100,000	\$0	\$0	\$0	\$0	\$0	\$0
<b>More (Less) Than Prior Year Program:</b>		\$100,000	\$0	\$100,000	\$0	\$0	\$0	\$0	\$0	\$0



**Q536400 Picture Spring Branch Str Rest**

**Class: Water Quality Improvements**

**FY2014**

**Council Approved**

**Project Status**

1. Current Status of this Project: Active
2. Action Taken in Current FY: Design
3. Action Required To Complete This Project: Complete Design, Construction and Performance

**Change from Prior Year**

1. Change in Name or Description: None
2. Change in Total Project Cost: Increased Funding based on latest Cost Estimate and Fiscal Analysis
3. Change in Scope: None
4. Change in Timing: None

**Estimated Operating Budget Impact:** None

**Initial Total Project Cost Estimate**

FY 2010            \$368,000

**Financial Activity**

Expended	Encumbered	Total
	<b>April 1, 2012</b>	\$0            \$86,513            \$86,513
	<b>April 1, 2013</b>	\$28,025        \$60,253            \$88,278

**Planning Advisory Board Recommendation**

The PAB Recommendation is identical to the County Executive's Proposal.

Prior Year Project Total	Funding	Project Total	Prior Approval	Financial Activity		Capital Program (\$000)					Beyond 6 Years
				Budget FY2014	Total	FY2015	FY2016	FY2017	FY2018	FY2019	
\$323,000	General County Bonds	\$323,000	\$323,000	\$0	\$0	\$0	\$0	\$0	\$0	\$0	\$0
	WPRF Bonds	\$100,000	\$0	\$100,000	\$0	\$0	\$0	\$0	\$0	\$0	\$0
\$323,000	<b>Total</b>	\$423,000	\$323,000	\$100,000	\$0	\$0	\$0	\$0	\$0	\$0	\$0
<b>More (Less) Than Prior Year Program:</b>		\$100,000	\$0	\$100,000	\$0	\$0	\$0	\$0	\$0	\$0	\$0

**Q540300 Rutland Rd Fish Passage**

**Class: Water Quality Improvements**

**FY2014**

**Council Approved**

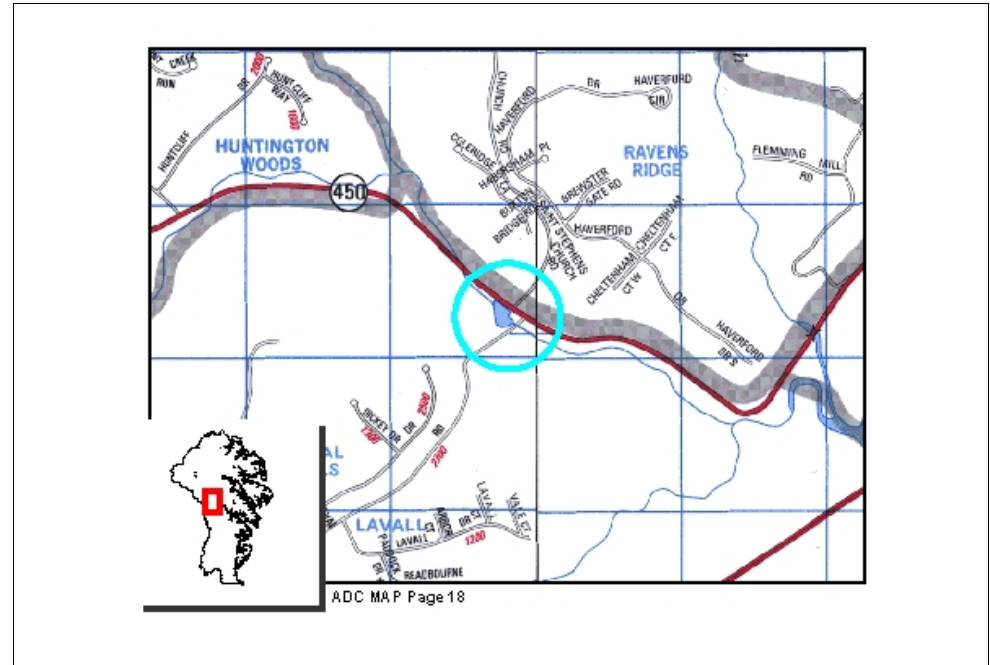
**Description**

Project consists of the removal of fish migration barriers at Rutland Road cross Culvert near the intersection of Rutland Road and MD Route 450.

**Benefit**

Project is high on the priority list.

**Amendment History**



Prior Year Project Total	Phase	Project Total	Prior Approval	Budget FY2014	Capital Program (\$000)					Beyond 6 Years
					FY2015	FY2016	FY2017	FY2018	FY2019	
\$379,000	Plans and Engineering	\$379,000	\$379,000	\$0	\$0	\$0	\$0	\$0	\$0	\$0
\$28,000	Land	\$28,000	\$28,000	\$0	\$0	\$0	\$0	\$0	\$0	\$0
\$1,130,000	Construction	\$1,130,000	\$1,130,000	\$0	\$0	\$0	\$0	\$0	\$0	\$0
\$108,000	Overhead	\$108,000	\$108,000	\$0	\$0	\$0	\$0	\$0	\$0	\$0
\$0	Other	\$0	\$0	\$0	\$0	\$0	\$0	\$0	\$0	\$0
<b>\$1,645,000</b>	<b>Total</b>	<b>\$1,645,000</b>	<b>\$1,645,000</b>	<b>\$0</b>	<b>\$0</b>	<b>\$0</b>	<b>\$0</b>	<b>\$0</b>	<b>\$0</b>	<b>\$0</b>
<b>More (Less) Than Prior Year Program:</b>		\$0	\$0	\$0	\$0	\$0	\$0	\$0	\$0	\$0

**Q540300 Rutland Rd Fish Passage**

**Class: Water Quality Improvements**

**FY2014**

**Council Approved**

**Project Status**

1. Current Status Of This Project: Active
2. Action Taken In Current Fiscal Year: Design and Right of Way Acquisition
3. Action Required To Complete This Project: Complete Design, Right of Way Acquisition, Construction and Performance

**Change from Prior Year**

1. Change in Name or Description: None
2. Change in Total Project Cost: None
3. Change in Scope: None
4. Change in Timing: None

**Estimated Operating Budget Impact: None**

**Initial Total Project Cost Estimate**

FY 2010      \$1,111,000

**Financial Activity**

Expended	Encumbered	Total
<b>April 1, 2012</b>	\$306,595	\$53,449
<b>April 1, 2013</b>	\$315,635	\$50,203
		\$360,044
		\$365,838

**Planning Advisory Board Recommendation**

The PAB Recommendation is identical to the County Executive's Proposal.

Prior Year Project Total	Funding	Project Total	Prior Approval	Budget FY2014	Capital Program (\$000)					Beyond 6 Years
					FY2015	FY2016	FY2017	FY2018	FY2019	
\$898,000	General County Bonds	\$898,000	\$898,000	\$0	\$0	\$0	\$0	\$0	\$0	\$0
\$0	General Fund PayGo	\$0	\$0	\$0	\$0	\$0	\$0	\$0	\$0	\$0
\$747,000	Other Fed Grants	\$747,000	\$747,000	\$0	\$0	\$0	\$0	\$0	\$0	\$0
\$0	Other State Grants	\$0	\$0	\$0	\$0	\$0	\$0	\$0	\$0	\$0
<b>\$1,645,000</b>	<b>Total</b>	<b>\$1,645,000</b>	<b>\$1,645,000</b>	<b>\$0</b>	<b>\$0</b>	<b>\$0</b>	<b>\$0</b>	<b>\$0</b>	<b>\$0</b>	<b>\$0</b>
<b>More (Less) Than Prior Year Program:</b>		<b>\$0</b>	<b>\$0</b>	<b>\$0</b>	<b>\$0</b>	<b>\$0</b>	<b>\$0</b>	<b>\$0</b>	<b>\$0</b>	<b>\$0</b>

**Q540400 Stream Monitoring**

**Class: Water Quality Improvements**

**FY2014 Council Approved**

**Description**

This Project provides funding to perform pre- and post-construction monitoring and post-construction maintenance of stream restoration and wetland creation projects. Monitoring and maintenance is a requirement of the regulatory agencies. This project is county-wide and Multi-Year.

This multi-year project is replaced in the form of a variety projects in the new Watershed Protection and Restoration Project Class.

Location

Countywide

**Benefit**

All stream and wetland creation projects require monitoring and maintenance that could be more efficiently and cost-effectively performed on a county-wide basis. This Project also allows Capital Projects that incorporate stream and wetland mitigation to close when the construction is complete.

**Amendment History**

Deleted the FY2007 request via AMD #47 to Bill 35-06. Removed \$343,000 via AMD #46 to Bill 35-08. Prior approval has been adjusted to show the closing of jobs on this project. Removed \$815K via AMD #32 to Bill 46-13.

Prior Year Project Total	Phase	Project Total	Prior Approval	Budget FY2014	Capital Program (\$000)					Beyond 6 Years
					FY2015	FY2016	FY2017	FY2018	FY2019	
\$3,734,680	Construction	\$568,270	\$1,331,270	(\$763,000)	\$0	\$0	\$0	\$0	\$0	\$0
\$246,194	Overhead	\$10,667	\$62,667	(\$52,000)	\$0	\$0	\$0	\$0	\$0	\$0
\$3,980,874	<b>Total</b>	\$578,937	\$1,393,937	(\$815,000)	\$0	\$0	\$0	\$0	\$0	\$0
<b>More (Less) Than Prior Year Program:</b>		(\$3,401,938)	(\$86,938)	(\$1,315,000)	(\$500)	(\$500)	(\$500)	(\$500)	\$0	\$0

**Q540400 Stream Monitoring**

**Class: Water Quality Improvements**

**FY2014**

**Council Approved**

**Project Status**

1. Current Status Of This Project: Active
2. Action Taken In Current Fiscal Year: Pre and Post Construction Monitoring and Maintenance
3. Action Required To Complete This Project: This multi-year project is replaced in the form of a variety projects in the new Watershed Protection and Restoration Project Class.

**Change from Prior Year**

1. Change in Name or Description: Added note that this multi-year project is replaced in the form of a variety projects in the new Watershed Protection and Restoration Project Class.
2. Change in Total Project Cost: see above
3. Change in Scope: see above
4. Change in Timing: see above

**Estimated Operating Budget Impact:** Less than \$100,000 per year

**Initial Total Project Cost Estimate**

FY 2010      \$1,295,000

**Financial Activity**

Expended	Encumbered	Total	
April 1, 2012	\$285,906	\$149,902	\$435,808
April 1, 2013	\$479,648	\$206,922	\$686,570

**Planning Advisory Board Recommendation**

The PAB Recommendation is identical to the County Executive's Proposal.

Prior Year Project Total	Funding	Project Total	Prior Approval	Budget FY2014	Capital Program (\$000)					Beyond 6 Years
					FY2015	FY2016	FY2017	FY2018	FY2019	
\$3,980,874	General County Bonds	\$578,937	\$1,393,937	(\$815,000)	\$0	\$0	\$0	\$0	\$0	\$0
\$3,980,874	<b>Total</b>	\$578,937	\$1,393,937	(\$815,000)	\$0	\$0	\$0	\$0	\$0	\$0
<b>More (Less) Than Prior Year Program:</b>		(\$3,401,938)	(\$86,938)	(\$1,315,000)	(\$500)	(\$500)	(\$500)	(\$500)	\$0	\$0

**Q543000 Shipley's Choice Dam Rehab**

**Class: Water Quality Improvements**

**FY2014**

**Council Approved**

**Description**

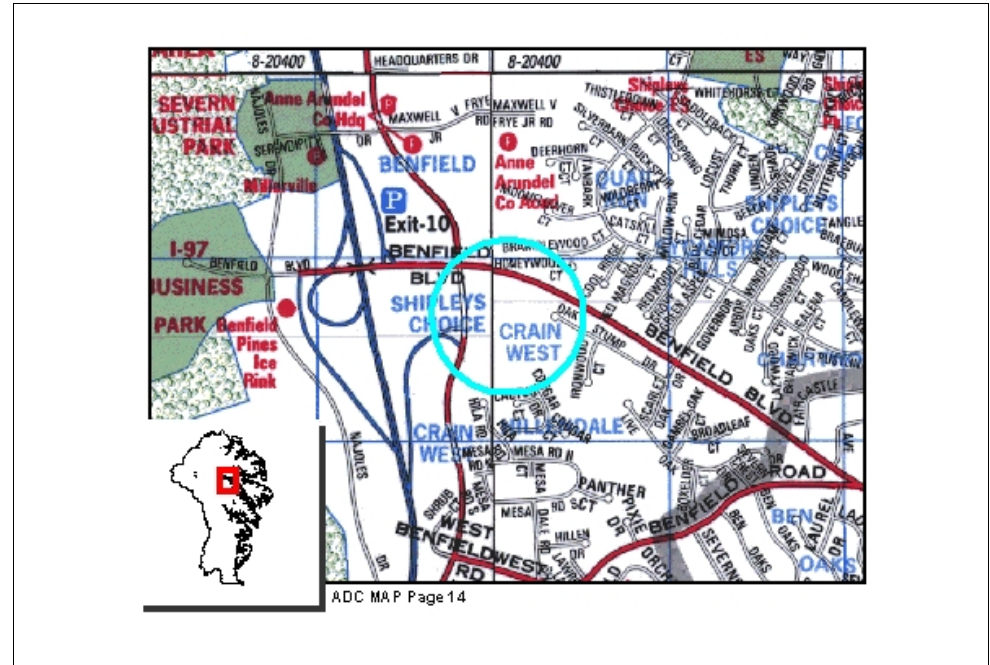
This project consists of the removal of the failing, existing dam, installation of stormwater management controls to replace those provided by the dam, reconstruction of the stream crossing under West Benfield Boulevard to prevent flooding of properties, and stream restoration.

**Benefit**

Annual inspection of the dam revealed signs of eminent failure. After extensive study and in concert with the Maryland Department of the Environment, it was determined the best alternative is to remove the dam and install stormwater management controls, stream restoration and reconstruction of the crossing under West Benfield Road to prevent flooding of properties.

**Amendment History**

County Council removed \$600,000 of PayGo funding and replaced with Bonds via amendment #94 to Bill 24-09.



Prior Year Project Total	Phase	Project Total	Prior Approval	Budget FY2014	Capital Program (\$000)					Beyond 6 Years
					FY2015	FY2016	FY2017	FY2018	FY2019	
\$587,000	Plans and Engineering	\$587,000	\$587,000	\$0	\$0	\$0	\$0	\$0	\$0	\$0
\$1,023,000	Land	\$1,023,000	\$1,023,000	\$0	\$0	\$0	\$0	\$0	\$0	\$0
\$3,477,000	Construction	\$3,477,000	\$3,477,000	\$0	\$0	\$0	\$0	\$0	\$0	\$0
\$331,000	Overhead	\$331,000	\$331,000	\$0	\$0	\$0	\$0	\$0	\$0	\$0
\$5,418,000	<b>Total</b>	\$5,418,000	\$5,418,000	\$0	\$0	\$0	\$0	\$0	\$0	\$0
<b>More (Less) Than Prior Year Program:</b>		\$0	\$0	\$0	\$0	\$0	\$0	\$0	\$0	\$0

**Q543000 Shipley's Choice Dam Rehab**

**Class: Water Quality Improvements**

**FY2014**

**Council Approved**

**Project Status**

1. Current Status Of This Project: Active
2. Action Taken In Current Fiscal Year: Complete Design
3. Action Required To Complete This Project: Construction and Performance

**Change from Prior Year**

1. Change in Name or Description: None
2. Change in Total Project Cost: None
3. Change in Scope: None
4. Change in Timing: None

**Estimated Operating Budget Impact:** Indeterminate

**Initial Total Project Cost Estimate**

FY 2008      \$3,380,000

**Financial Activity**

Expended	Encumbered	Total
<b>April 1, 2012</b>	\$472,080	\$312,259
<b>April 1, 2013</b>	\$803,238	\$82,819
		\$784,339
		\$886,057

**Planning Advisory Board Recommendation**

The PAB Recommendation is identical to the County Executive's Proposal.

Prior Year Project Total	Funding	Project Total	Prior Approval	Financial Activity		Capital Program (\$000)					Beyond 6 Years
				Budget FY2014	Total	FY2015	FY2016	FY2017	FY2018	FY2019	
\$5,382,000	General County Bonds	\$5,382,000	\$5,382,000	\$0	\$0	\$0	\$0	\$0	\$0	\$0	\$0
\$36,000	General Fund PayGo	\$36,000	\$36,000	\$0	\$0	\$0	\$0	\$0	\$0	\$0	\$0
\$5,418,000	<b>Total</b>	\$5,418,000	\$5,418,000	\$0	\$0	\$0	\$0	\$0	\$0	\$0	\$0
<b>More (Less) Than Prior Year Program:</b>		\$0	\$0	\$0	\$0	\$0	\$0	\$0	\$0	\$0	\$0

Q551500 Barrensdale Outfall Restor

Class: Water Quality Improvements

FY2014

Council Approved

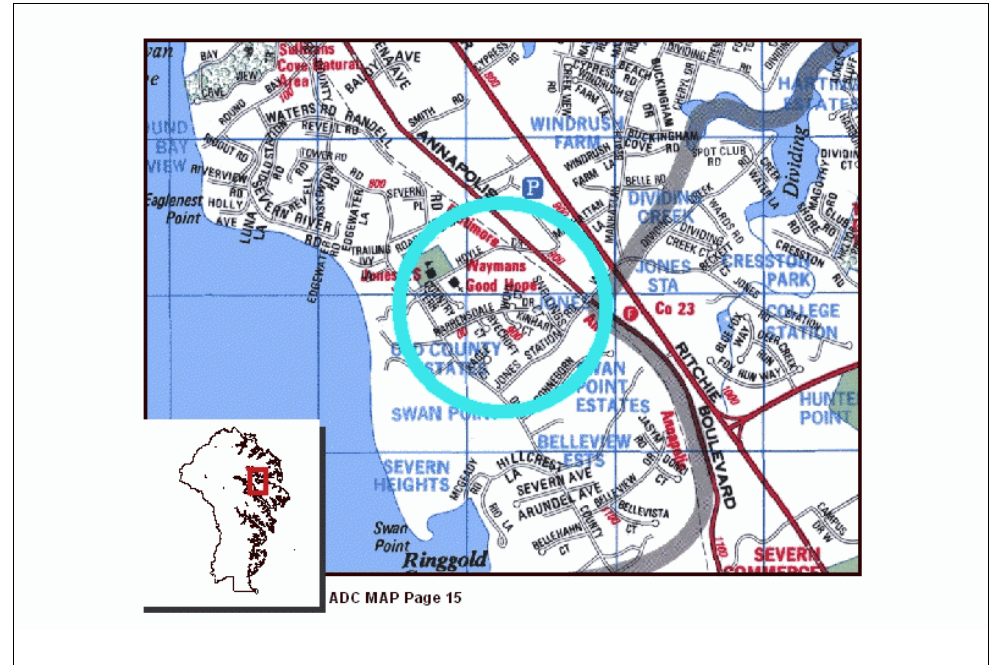
**Description**

This Project is for right-of-way acquisition and construction of stream restoration to a highly eroded stream channel from the outfall from the public stormwater management pond at Barnesdale Drive in the Magothy River Watershed. Construction includes modifications to the public stormwater management pond.

**Benefit**

Provide water quality treatment for the pond's drainage area, thereby contributing to regulatory compliance under the County's NPDES MS4 Permit and will improve hydrology and ecology for the stream channel.

**Amendment History**



Prior Year Project Total	Phase	Project Total	Prior Approval	Budget FY2014	Capital Program (\$000)					Beyond 6 Years
					FY2015	FY2016	FY2017	FY2018	FY2019	
\$224,000	Land	\$249,000	\$224,000	\$25,000	\$0	\$0	\$0	\$0	\$0	\$0
\$706,000	Construction	\$736,000	\$0	\$736,000	\$0	\$0	\$0	\$0	\$0	\$0
\$65,000	Overhead	\$69,000	\$16,000	\$53,000	\$0	\$0	\$0	\$0	\$0	\$0
\$995,000	<b>Total</b>	\$1,054,000	\$240,000	\$814,000	\$0	\$0	\$0	\$0	\$0	\$0
<b>More (Less) Than Prior Year Program:</b>		\$59,000	\$0	\$59,000	\$0	\$0	\$0	\$0	\$0	\$0



**Q551500 Barrensdale Outfall Restor**

**Class: Water Quality Improvements**

**FY2014**

**Council Approved**

**Project Status**

1. Current status of this Project: Active
2. Action taken in Current Fiscal Year: Right of Acquisition
3. Action required to complete this Project: Construction and Performance

**Change from Prior Year**

1. Change in Name or Description: None
2. Change in Total Project Cost: Increased funding based on latest cost estimate and fiscal analysis.
3. Change in Scope: None
4. Change in Timing: None

**Estimated Operating Budget Impact:** Indeterminate

**Initial Total Project Cost Estimate**

FY 2013            \$995,000

**Financial Activity**

Expended	Encumbered	Total
April 1, 2012	\$0	\$0
April 1, 2013	\$0	\$0

**Planning Advisory Board Recommendation**

The PAB Recommendation is identical to the County Executive's Proposal.

Prior Year Project Total	Funding	Project Total	Prior Approval	Financial Activity		Capital Program (\$000)					Beyond 6 Years
				Budget FY2014	Total	FY2015	FY2016	FY2017	FY2018	FY2019	
\$995,000	General County Bonds	\$240,000	\$240,000	\$0	\$0	\$0	\$0	\$0	\$0	\$0	\$0
	WPRF Bonds	\$814,000	\$0	\$814,000	\$0	\$0	\$0	\$0	\$0	\$0	\$0
\$995,000	<b>Total</b>	\$1,054,000	\$240,000	\$814,000	\$0	\$0	\$0	\$0	\$0	\$0	\$0
<b>More (Less) Than Prior Year Program:</b>		\$59,000	\$0	\$59,000	\$0	\$0	\$0	\$0	\$0	\$0	\$0