

## Water Quality Improvements

<u>Project Title</u>	<u>Page</u>
Chg Agst Clsd Projects	217
Cowhide Branch Retro	218
Rutland Rd Fish Passage	216
Shipleys Choice Dam Rehab	219

**Capital Budget and Program**

**Anne Arundel County, Maryland**

**Project Class Summary - Project Listing**

**Council Approved**

<b>Project</b>	<b>Project Title</b>	<b>Total</b>	<b>Prior</b>	<b>FY2022</b>	<b>FY2023</b>	<b>FY2024</b>	<b>FY2025</b>	<b>FY2026</b>	<b>FY2027</b>
<b>Project Class Water Quality Improvements</b>									
Q540300	Rutland Rd Fish Passage	\$3,062,000	\$3,139,000	(\$77,000)	\$0	\$0	\$0	\$0	\$0
Q416000	Chg Agst Clsd Projects	\$2,820	\$2,820	\$0	\$0	\$0	\$0	\$0	\$0
Q517400	Cowhide Branch Retro	\$3,978,000	\$3,978,000	\$0	\$0	\$0	\$0	\$0	\$0
Q543000	Shipley's Choice Dam Rehab	\$7,574,818	\$7,849,818	(\$275,000)	\$0	\$0	\$0	\$0	\$0
<b>Total Water Quality Improvement</b>		\$14,617,638	\$14,969,638	(\$352,000)	\$0	\$0	\$0	\$0	\$0

**Capital Budget and Program**

**Anne Arundel County, Maryland**

**Project Class Summary - Funding Detail**

**Council Approved**

	<b>Total</b>	<b>Prior</b>	<b>FY2022</b>	<b>FY2023</b>	<b>FY2024</b>	<b>FY2025</b>	<b>FY2026</b>	<b>FY2027</b>
<b>Project Class Water Quality Improvements</b>								
<b>Bonds</b>								
General County Bonds	\$11,860,818	\$12,212,818	(\$352,000)	\$0	\$0	\$0	\$0	\$0
WPRF Bonds	\$0	\$0	\$0	\$0	\$0	\$0	\$0	\$0
<b>Bonds</b>	\$11,860,818	\$12,212,818	(\$352,000)	\$0	\$0	\$0	\$0	\$0
<b>PayGo</b>								
General Fund PayGo	\$2,820	\$2,820	\$0	\$0	\$0	\$0	\$0	\$0
<b>PayGo</b>	\$2,820	\$2,820	\$0	\$0	\$0	\$0	\$0	\$0
<b>Grants &amp; Aid</b>								
Other Fed Grants	\$2,547,000	\$2,547,000	\$0	\$0	\$0	\$0	\$0	\$0
<b>Grants &amp; Aid</b>	\$2,547,000	\$2,547,000	\$0	\$0	\$0	\$0	\$0	\$0
<b>Other</b>								
Miscellaneous	\$207,000	\$207,000	\$0	\$0	\$0	\$0	\$0	\$0
<b>Other</b>	\$207,000	\$207,000	\$0	\$0	\$0	\$0	\$0	\$0
<b>Water Quality Improvements</b>	\$14,617,638	\$14,969,638	(\$352,000)	\$0	\$0	\$0	\$0	\$0

**Q540300 Rutland Rd Fish Passage**

**Class: Water Quality Improvements**

**FY2022**

**Council Approved**

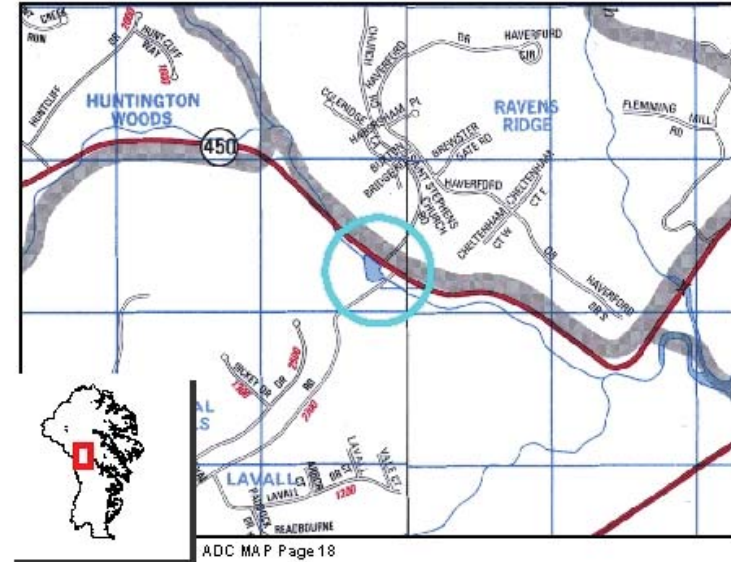
**Description**

Project consists of the removal of fish migration barriers at Rutland Road cross culvert near the intersection of Rutland Road and MD Route 450.

**Benefit**

Project is high on the priority list.

**Amendment History**



Prior Year Project Total	Phase	Project Total	Prior Approval	Budget FY2022	Capital Program (\$000)					Beyond 6 Years
					FY2023	FY2024	FY2025	FY2026	FY2027	
\$520,000	Plans and Engineering	\$513,000	\$520,000	(\$7,000)	\$0	\$0	\$0	\$0	\$0	\$0
\$22,000	Land	\$22,000	\$22,000	\$0	\$0	\$0	\$0	\$0	\$0	\$0
\$2,391,000	Construction	\$2,345,000	\$2,391,000	(\$46,000)	\$0	\$0	\$0	\$0	\$0	\$0
\$147,000	Overhead	\$123,000	\$147,000	(\$24,000)	\$0	\$0	\$0	\$0	\$0	\$0
\$59,000	Other	\$59,000	\$59,000	\$0	\$0	\$0	\$0	\$0	\$0	\$0
\$3,139,000	<b>Total</b>	\$3,062,000	\$3,139,000	(\$77,000)	\$0	\$0	\$0	\$0	\$0	\$0
<b>More (Less) Than Prior Year Program:</b>		(\$77,000)	\$0	(\$77,000)	\$0	\$0	\$0	\$0	\$0	\$0

**Q540300 Rutland Rd Fish Passage**

**Class: Water Quality Improvements**

**FY2022**

**Council Approved**

**Project Status**

1. Current Status Of This Project: Complete
2. Action Taken In Current Fiscal Year: None
3. Action Required To Complete This Project: None

**Change from Prior Year**

1. Change in Name or Description: None
2. Change in Total Project Cost: Decreased based on current costs and fiscal analysis.
3. Change in Scope: None
4. Change in Timing: None

**Estimated Operating Budget Impact: None**

**Initial Total Project Cost Estimate**

FY 2010            \$1,111,000

**Financial Activity**

	<b>Expended</b>	<b>Encumbered</b>	<b>Total</b>
<b>April 1, 2020</b>	\$2,932,429	\$148,088	\$3,080,517
<b>April 1, 2021</b>	\$2,939,356	\$119,830	\$3,059,186

<b>Prior Year Project Total</b>	<b>Funding</b>	<b>Project Total</b>	<b>Prior Approval</b>	<b>Budget FY2022</b>	<b>Capital Program (\$000)</b>					<b>Beyond 6 Years</b>
					<b>FY2023</b>	<b>FY2024</b>	<b>FY2025</b>	<b>FY2026</b>	<b>FY2027</b>	
\$2,392,000	General County Bonds	\$2,315,000	\$2,392,000	(\$77,000)	\$0	\$0	\$0	\$0	\$0	\$0
\$0	WPRF Bonds	\$0	\$0	\$0	\$0	\$0	\$0	\$0	\$0	\$0
\$747,000	Other Fed Grants	\$747,000	\$747,000	\$0	\$0	\$0	\$0	\$0	\$0	\$0
\$3,139,000	<b>Total</b>	\$3,062,000	\$3,139,000	(\$77,000)	\$0	\$0	\$0	\$0	\$0	\$0
	<b>More (Less) Than Prior Year Program:</b>	(\$77,000)	\$0	(\$77,000)	\$0	\$0	\$0	\$0	\$0	\$0

**Q416000 Chg Agst Clsd Projects**

**Class: Water Quality Improvements**

**FY2022**

**Council Approved**

**Description**

Funds are approved to allow for settlement of claims and items required in Project Performance Phase on Waterway Improvement capital projects which have been closed out prior to the settlement of the claims. Available balances from completed projects will be the primary source of funding for this project.

**Location**

**Countywide**

**Benefit**

This fund ensures that claims can be settled in the most expedient manner, and provides a mechanism to provide for the "forward funding" of state grants.

**Amendment History**

County Council removed \$2 million via amendment #36 to Bill 16-03. Prior approval has been adjusted to show the closing of jobs on this project. Council removed \$65,000 via amendment #46 to Bill 28-10. Council removed \$9,000 via amendments #27 and #61 to Bill 31-12.

Prior Year Project Total	Phase	Project Total	Prior Approval	Budget FY2022	Capital Program (\$000)					Beyond 6 Years
					FY2023	FY2024	FY2025	FY2026	FY2027	
(\$27,162)	Construction	(\$27,162)	(\$27,162)	\$0	\$0	\$0	\$0	\$0	\$0	
(\$1,178)	Overhead	(\$1,178)	(\$1,178)	\$0	\$0	\$0	\$0	\$0	\$0	
\$31,161	Other	\$31,161	\$31,161	\$0	\$0	\$0	\$0	\$0	\$0	
\$2,820	<b>Total</b>	\$2,820	\$2,820	\$0	\$0	\$0	\$0	\$0	\$0	
<b>More (Less) Than Prior Year Program:</b>		\$0	\$0	\$0	\$0	\$0	\$0	\$0	\$0	Multi-Yr

Q416000 Chg Agst Cisd Projects

Class: Water Quality Improvements

FY2022

Council Approved

**Project Status**

1. Current Status Of This Project:
2. Action Taken In Current Fiscal Year:
3. Action Required To Complete This Project:

**Change from Prior Year**

1. Change in Name or Description:
2. Change in Total Project Cost: None
3. Change in Scope None
4. Change in Timing: None

Estimated Operating Budget Impact: None

**Initial Total Project Cost Estimate**

FY 1993 \$50,000

**Financial Activity**

Expended	Encumbered	Total
April 1, 2020	\$1,528	
April 1, 2021	\$1,528	

Prior Year Project Total	Funding	Project Total	Prior Approval	Budget FY2022	Capital Program (\$000)					Beyond 6 Years
					FY2023	FY2024	FY2025	FY2026	FY2027	
\$0	General County Bonds	\$0	\$0	\$0	\$0	\$0	\$0	\$0	\$0	
\$2,820	General Fund PayGo	\$2,820	\$2,820	\$0	\$0	\$0	\$0	\$0	\$0	
\$2,820	<b>Total</b>	\$2,820	\$2,820	\$0	\$0	\$0	\$0	\$0	\$0	
<b>More (Less) Than Prior Year Program:</b>		\$0	\$0	\$0	\$0	\$0	\$0	\$0	\$0	Multi-Yr

Q517400 Cowhide Branch Retro

Class: Water Quality Improvements

FY2022

Council Approved

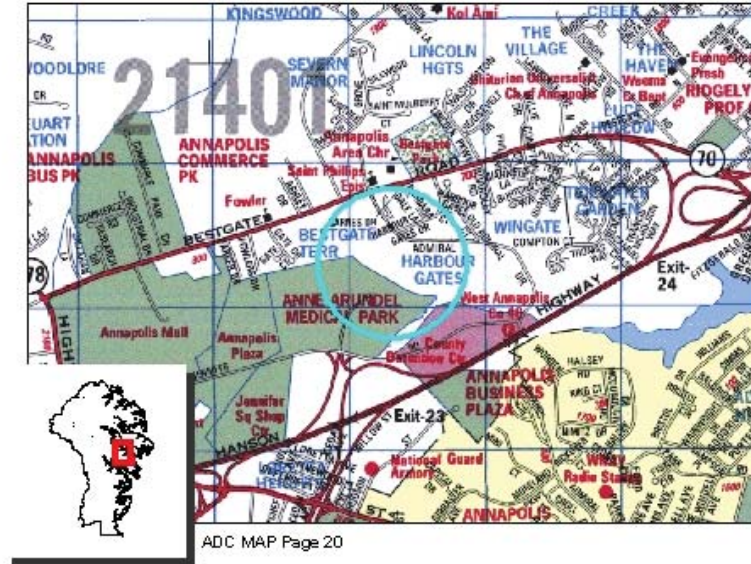
**Description**

Construction of an upgrade to the Cowhide Branch of Weems Creek. This will include removal of a fish blockage and excess sediment and grading, realignment and planting in the Floodplain to establish a more stable and natural Watershed.

**Benefit**

Water quality and habitat improvement.

**Amendment History**



Prior Year Project Total	Phase	Project Total	Prior Approval	Budget FY2022	Capital Program (\$000)					Beyond 6 Years
					FY2023	FY2024	FY2025	FY2026	FY2027	
\$675,000	Plans and Engineering	\$675,000	\$675,000	\$0	\$0	\$0	\$0	\$0	\$0	\$0
\$43,000	Land	\$43,000	\$43,000	\$0	\$0	\$0	\$0	\$0	\$0	\$0
\$3,093,000	Construction	\$3,093,000	\$3,093,000	\$0	\$0	\$0	\$0	\$0	\$0	\$0
\$167,000	Overhead	\$167,000	\$167,000	\$0	\$0	\$0	\$0	\$0	\$0	\$0
\$3,978,000	<b>Total</b>	\$3,978,000	\$3,978,000	\$0	\$0	\$0	\$0	\$0	\$0	\$0
<b>More (Less) Than Prior Year Program:</b>		\$0	\$0	\$0	\$0	\$0	\$0	\$0	\$0	\$0



Q517400 Cowhide Branch Retro

Class: Water Quality Improvements

FY2022

Council Approved

**Project Status**

1. Current Status Of This Project:
2. Action Taken In Current Fiscal Year:
3. Action Required To Complete This Project:

**Change from Prior Year**

1. Change in Name or Description:
2. Change in Total Project Cost: None
3. Change in Scope None
4. Change in Timing: None

Estimated Operating Budget Impact: Less than \$100,000 per year

**Initial Total Project Cost Estimate**

FY 2003 \$1,126,000

**Financial Activity**

	Expended	Encumbered	Total
April 1, 2020	\$2,191,506	\$1,259,234	\$3,450,740
April 1, 2021	\$2,196,860	\$158,796	\$2,355,656

Prior Year Project Total	Funding	Project Total	Prior Approval	Budget FY2022	Capital Program (\$000)					Beyond 6 Years
					FY2023	FY2024	FY2025	FY2026	FY2027	
\$2,178,000	General County Bonds	\$2,178,000	\$2,178,000	\$0	\$0	\$0	\$0	\$0	\$0	\$0
\$0	WPRF Bonds	\$0	\$0	\$0	\$0	\$0	\$0	\$0	\$0	\$0
\$1,800,000	Other Fed Grants	\$1,800,000	\$1,800,000	\$0	\$0	\$0	\$0	\$0	\$0	\$0
\$3,978,000	<b>Total</b>	\$3,978,000	\$3,978,000	\$0	\$0	\$0	\$0	\$0	\$0	\$0
	<b>More (Less) Than Prior Year Program:</b>	\$0	\$0	\$0	\$0	\$0	\$0	\$0	\$0	\$0

**Q543000 Shipley's Choice Dam Rehab**

**Class: Water Quality Improvements**

**FY2022**

**Council Approved**

**Description**

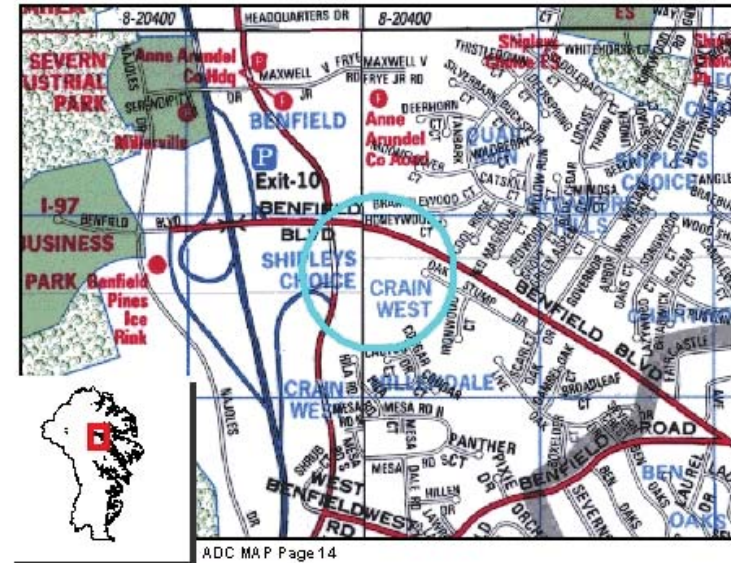
This project consists of the removal of the failing, existing dam, installation of stormwater management controls to replace those provided by the dam, reconstruction of the stream crossing under West Benfield Boulevard to prevent flooding of properties, and stream restoration. Stream restoration work is moved to and funded under new project B568000 within WPRP Class.

**Benefit**

Annual inspection of the dam revealed signs of eminent failure. After extensive study and in concert with the Maryland Department of the Environment, it was determined the best alternative is to remove the dam and install stormwater management controls, stream restoration and reconstruction of the crossing under West Benfield Road to prevent flooding of properties.

**Amendment History**

County Council switched funding via amendment #94 to Bill 24-09. CC removed \$70k via AMD #28 to Bill 29-15. CC approved CE's supplemental AMD #110 to Bill 37-18 adding \$1.5m to FY19.



Prior Year Project Total	Phase	Project Total	Prior Approval	Budget FY2022	Capital Program (\$000)					Beyond 6 Years
					FY2023	FY2024	FY2025	FY2026	FY2027	
\$387,000	Plans and Engineering	\$178,060	\$180,060	(\$2,000)	\$0	\$0	\$0	\$0	\$0	\$0
\$923,000	Land	\$923,000	\$923,000	\$0	\$0	\$0	\$0	\$0	\$0	\$0
\$6,419,000	Construction	\$6,154,000	\$6,419,000	(\$265,000)	\$0	\$0	\$0	\$0	\$0	\$0
\$336,000	Overhead	\$319,758	\$327,758	(\$8,000)	\$0	\$0	\$0	\$0	\$0	\$0
\$8,065,000	<b>Total</b>	\$7,574,818	\$7,849,818	(\$275,000)	\$0	\$0	\$0	\$0	\$0	\$0
<b>More (Less) Than Prior Year Program:</b>		(\$490,182)	(\$215,182)	(\$275,000)	\$0	\$0	\$0	\$0	\$0	\$0

Q543000 Shipley's Choice Dam Rehab

Class: Water Quality Improvements

FY2022

Council Approved

**Project Status**

1. Current Status Of This Project:
2. Action Taken In Current Fiscal Year:
3. Action Required To Complete This Project:

**Change from Prior Year**

1. Change in Name or Description:
2. Change in Total Project Cost: None
3. Change in Scope None
4. Change in Timing: None

Estimated Operating Budget Impact: Indeterminate

**Initial Total Project Cost Estimate**

FY 2008          \$3,380,000

**Financial Activity**

	Expended	Encumbered	Total
<b>April 1, 2020</b>	\$4,369,785	\$1,995,029	\$6,364,814
<b>April 1, 2021</b>	\$6,607,200	\$371,602	\$6,978,801

Prior Year Project Total	Funding	Project Total	Prior Approval	Budget FY2022	Capital Program (\$000)					Beyond 6 Years
					FY2023	FY2024	FY2025	FY2026	FY2027	
\$7,822,000	General County Bonds	\$7,367,818	\$7,642,818	(\$275,000)	\$0	\$0	\$0	\$0	\$0	\$0
\$36,000	General Fund PayGo	\$0	\$0	\$0	\$0	\$0	\$0	\$0	\$0	\$0
\$207,000	Miscellaneous	\$207,000	\$207,000	\$0	\$0	\$0	\$0	\$0	\$0	\$0
\$8,065,000	<b>Total</b>	\$7,574,818	\$7,849,818	(\$275,000)	\$0	\$0	\$0	\$0	\$0	\$0
	<b>More (Less) Than Prior Year Program:</b>	(\$490,182)	(\$215,182)	(\$275,000)	\$0	\$0	\$0	\$0	\$0	\$0