

Watershed Protection & Restor.

Project Title	Page	Project Title	Page
Barrensdale Outfall Rest. Cont	442	PT-OF-08	400
BK-PC-01	407	PT-OF-10	401
BK-ST-01	406	PT-PC-01	395
Culvert and Closed SD Rehab	376	PT-PP-01	388
Emergency Storm Drain	377	PT-ST-01	390
Kingsberry Rd Stream Restor.	449	PT-ST-02	392
LP-OF-01	412	PT-ST-03	394
LP-OF-02	413	PT-ST-04	397
LP-OF-03	414	PT-ST-05	398
LP-PC-01	416	PT-ST-07	399
LP-PP-01	415	Pub/Priv Perf of Wtr Qlty Imps	443
Magothy Outfalls	444	SE-OF-01	419
MR-OF-02	386	SE-PC-01	421
MR-OF-03	385	SE-PP-01	420
MR-OF-04	384	SE-ST-01	417
MR-PC-01	387	SE-ST-02	418
MR-ST-01	380	SE-ST-03	422
MR-ST-02	381	SE-ST-04	423
MR-ST-03	382	SE-ST-05	424
MR-ST-04	383	SE-ST-06	425
Najoles Road Outfall	450	Severn Outfalls	447
New Cut Rd Culvert - Construct	439	Shipley's Choice Stream Restor	440
Old County Road SWM BMP - Cont	441	SO-OF-01	427
Patapsco Non-Tidal Outfalls	403	SO-OF-03	430
Patapsco Tidal Outfalls	445	SO-OF-04	432
Patuxent Outfalls	446	SO-OF-06	433
PN-OF-01	402	SO-PC-01	435
PN-PC-01	405	SO-PP-01	434
PN-PP-01	404	SO-ST-01	426
PT-OF-01	389	SO-ST-02	428
PT-OF-02	391	SO-ST-03	429
PT-OF-03	393	SO-ST-04	431
PT-OF-04	396	South Outfalls	448

Watershed Protection & Restor.

Project Title	Page
Storm Drainage/SWM Infrastr	378
Stormwater Project Management	379
UP-OF-01	409
UP-PC-01	411
UP-PP-01	410
UP-ST-01	408
WPRF Project Planning	438
WPRP Land Acquisition	436
WPRP Restoration Grant	437

Capital Budget and Program

Anne Arundel County, Maryland

Project Class Summary - Project Listing

Council Approved

Project	Project Title	Total	Prior	FY2019	FY2020	FY2021	FY2022	FY2023	FY2024
B555400	Patapsco Non-Tidal Outfalls	\$7,330,400	\$6,964,400	\$366,000	\$0	\$0	\$0	\$0	\$0
B555600	PN-PP-01	\$5,327,086	\$3,846,086	\$1,481,000	\$0	\$0	\$0	\$0	\$0
B555700	PN-PC-01	\$4,528,868	\$3,628,868	\$900,000	\$0	\$0	\$0	\$0	\$0
B555800	BK-ST-01	\$318,600	\$318,600	\$0	\$0	\$0	\$0	\$0	\$0
B556100	BK-PC-01	\$2,569,989	\$2,569,989	\$0	\$0	\$0	\$0	\$0	\$0
B556200	UP-ST-01	\$852,700	\$852,700	\$0	\$0	\$0	\$0	\$0	\$0
B556300	UP-OF-01	\$2,578,600	\$2,578,600	\$0	\$0	\$0	\$0	\$0	\$0
B556400	UP-PP-01	\$50,500	\$1,008,500	(\$958,000)	\$0	\$0	\$0	\$0	\$0
B556500	UP-PC-01	\$490,700	\$490,700	\$0	\$0	\$0	\$0	\$0	\$0
B556700	LP-OF-01	\$5,151,000	\$5,151,000	\$0	\$0	\$0	\$0	\$0	\$0
B556800	LP-OF-02	\$8,776,200	\$8,776,200	\$0	\$0	\$0	\$0	\$0	\$0
B556900	LP-OF-03	\$7,859,849	\$7,859,849	\$0	\$0	\$0	\$0	\$0	\$0
B557000	LP-PP-01	\$2,175,000	\$1,575,000	\$600,000	\$0	\$0	\$0	\$0	\$0
B557100	LP-PC-01	\$2,285,800	\$2,285,800	\$0	\$0	\$0	\$0	\$0	\$0
B557700	SE-ST-01	\$20,400	\$1,302,400	(\$1,282,000)	\$0	\$0	\$0	\$0	\$0
B557800	SE-ST-02	\$1,577,189	\$1,172,189	\$405,000	\$0	\$0	\$0	\$0	\$0
B557900	SE-OF-01	\$2,124,400	\$3,449,400	(\$1,325,000)	\$0	\$0	\$0	\$0	\$0
B558000	SE-PP-01	\$1,799,091	\$3,299,091	(\$1,500,000)	\$0	\$0	\$0	\$0	\$0
B558100	SE-PC-01	\$7,152,866	\$7,152,866	\$0	\$0	\$0	\$0	\$0	\$0
B558200	SE-ST-03	\$20,400	\$800,400	(\$780,000)	\$0	\$0	\$0	\$0	\$0
B558300	SE-ST-04	\$19,800	\$1,999,800	(\$1,980,000)	\$0	\$0	\$0	\$0	\$0
B558400	SE-ST-05	\$1,459,893	\$1,459,893	\$0	\$0	\$0	\$0	\$0	\$0
B558500	SE-ST-06	\$2,009	\$433,009	(\$431,000)	\$0	\$0	\$0	\$0	\$0
B559100	SO-ST-01	\$862,000	\$862,000	\$0	\$0	\$0	\$0	\$0	\$0
B559200	SO-OF-01	\$3,290,200	\$4,370,200	(\$1,080,000)	\$0	\$0	\$0	\$0	\$0
B559300	SO-ST-02	\$5,064	\$690,064	(\$685,000)	\$0	\$0	\$0	\$0	\$0
B559400	SO-ST-03	\$731,700	\$973,700	(\$242,000)	\$0	\$0	\$0	\$0	\$0
B559600	SO-OF-03	\$1,663,300	\$1,105,300	\$558,000	\$0	\$0	\$0	\$0	\$0
B559700	SO-ST-04	\$2,073,314	\$1,333,314	\$740,000	\$0	\$0	\$0	\$0	\$0

Capital Budget and Program

Anne Arundel County, Maryland

Project Class Summary - Project Listing

Council Approved

Project	Project Title	Total	Prior	FY2019	FY2020	FY2021	FY2022	FY2023	FY2024
B559800	SO-OF-04	\$2,707,400	\$3,643,400	(\$936,000)	\$0	\$0	\$0	\$0	\$0
B560000	SO-OF-06	\$69,600	\$69,600	\$0	\$0	\$0	\$0	\$0	\$0
B560100	SO-PP-01	\$2,960,400	\$4,460,400	(\$1,500,000)	\$0	\$0	\$0	\$0	\$0
B560200	SO-PC-01	\$2,920,536	\$2,920,536	\$0	\$0	\$0	\$0	\$0	\$0
B561000	WPRP Land Acquisition	\$1,000,000	\$1,000,000	\$0	\$0	\$0	\$0	\$0	\$0
B561100	WPRP Restoration Grant	\$4,000,000	\$3,000,000	\$1,000,000	\$0	\$0	\$0	\$0	\$0
B561200	WPRF Project Planning	\$715,000	\$500,000	\$215,000	\$0	\$0	\$0	\$0	\$0
B567900	New Cut Rd Culvert - Construct	\$3,793,000	\$4,083,000	(\$290,000)	\$0	\$0	\$0	\$0	\$0
B568000	Shipley's Choice Stream Restor	\$1,100,000	\$1,100,000	\$0	\$0	\$0	\$0	\$0	\$0
B568100	Old County Road SWM BMP - Co	\$0	\$641,000	(\$641,000)	\$0	\$0	\$0	\$0	\$0
B568200	Barrensdale Outfall Rest. Cont	\$1,051,000	\$1,051,000	\$0	\$0	\$0	\$0	\$0	\$0
B568300	Pub/Priv Perf of Wtr Qlty Imps	\$14,000,000	\$10,000,000	\$4,000,000	\$0	\$0	\$0	\$0	\$0
B571100	Magothy Outfalls	\$11,173,900	\$15,993,900	(\$4,820,000)	\$0	\$0	\$0	\$0	\$0
B571200	Patapsco Tidal Outfalls	\$9,818,200	\$4,818,200	\$5,000,000	\$0	\$0	\$0	\$0	\$0
B571400	Patuxent Outfalls	\$700,000	\$0	\$700,000	\$0	\$0	\$0	\$0	\$0
B571600	Severn Outfalls	\$4,573,100	\$2,573,100	\$2,000,000	\$0	\$0	\$0	\$0	\$0
B571700	South Outfalls	\$17,345,200	\$17,345,200	\$0	\$0	\$0	\$0	\$0	\$0
B573700	Kingsberry Rd Stream Restor.	\$1,460,000	\$1,400,000	\$60,000	\$0	\$0	\$0	\$0	\$0
B574000	Najoles Road Outfall	\$1,684,000	\$0	\$1,684,000	\$0	\$0	\$0	\$0	\$0
Total Watershed Protection & Rest		\$300,574,601	\$261,995,601	\$7,744,000	\$6,367,000	\$6,367,000	\$6,367,000	\$6,367,000	\$5,367,000

Capital Budget and Program

Anne Arundel County, Maryland

Project Class Summary - Funding Detail							Council Approved		
Project	Project Title	Total	Prior	FY2019	FY2020	FY2021	FY2022	FY2023	FY2024
Project Class Watershed Protection & Restor.									
Bonds									
	WPRF Bonds	\$290,659,601	\$253,164,601	\$6,660,000	\$6,367,000	\$6,367,000	\$6,367,000	\$6,367,000	\$5,367,000
	Bonds	\$290,659,601	\$253,164,601	\$6,660,000	\$6,367,000	\$6,367,000	\$6,367,000	\$6,367,000	\$5,367,000
Grants & Aid									
	Other State Grants	\$3,582,000	\$1,898,000	\$1,684,000	\$0	\$0	\$0	\$0	\$0
	Grants & Aid	\$3,582,000	\$1,898,000	\$1,684,000	\$0	\$0	\$0	\$0	\$0
Other									
	Miscellaneous	\$22,000	\$22,000	\$0	\$0	\$0	\$0	\$0	\$0
	Project Reimbursement	\$1,000,000	\$1,600,000	(\$600,000)	\$0	\$0	\$0	\$0	\$0
	Bond Premium	\$5,311,000	\$5,311,000	\$0	\$0	\$0	\$0	\$0	\$0
	Other	\$6,333,000	\$6,933,000	(\$600,000)	\$0	\$0	\$0	\$0	\$0
	Watershed Protection & Restor.	\$300,574,601	\$261,995,601	\$7,744,000	\$6,367,000	\$6,367,000	\$6,367,000	\$6,367,000	\$5,367,000

B551600 Culvert and Closed SD Rehab

Class: Watershed Protection & Restor.

FY2019

Council Approved

Description

This project involves design and construction to rehabilitate, upgrade and replace small culverts on local roads and minor closed storm drain systems that, although functioning, are badly deteriorated, inadequate and in need of upgrades and, where practical, incorporate environmentally sensitive design techniques to enhance water quality. This project is countywide and multi-year and will require funding beyond the program.

Location

This project represents the continuation of Project D451100 under this new Project Class.

Countywide

Benefit

This project will correct minor, localized ponding and flooding conditions, improve storm drain conveyance, rehabilitate and extend the useful life of existing storm drain systems and culverts while enhancing the water quality of runoff.

Amendment History

Prior Year Project Total	Phase	Project Total	Prior Approval	Budget FY2019	Capital Program (\$000)					Beyond 6 Years
					FY2020	FY2021	FY2022	FY2023	FY2024	
\$4,369,348	Plans and Engineering	\$4,806,348	\$2,184,348	\$437,000	\$437	\$437	\$437	\$437	\$437	
\$398,800	Land	\$438,800	\$198,800	\$40,000	\$40	\$40	\$40	\$40	\$40	
\$36,021,279	Construction	\$40,084,279	\$15,706,279	\$4,063,000	\$4,063	\$4,063	\$4,063	\$4,063	\$4,063	
\$2,427,174	Overhead	\$2,654,174	\$1,292,174	\$227,000	\$227	\$227	\$227	\$227	\$227	
\$43,216,601	Total	\$47,983,601	\$19,381,601	\$4,767,000	\$4,767	\$4,767	\$4,767	\$4,767	\$4,767	
More (Less) Than Prior Year Program:		\$4,767,000	\$0	\$0	\$0	\$0	\$0	\$0	\$4,767	Multi-Yr

B551600 Culvert and Closed SD Rehab

Class: Watershed Protection & Restor.

FY2019

Council Approved

Project Status

1. Current status of this project: Active
2. Action taken in Current Fiscal Year: Culvert and Strom Drain Rehabilitation
3. Action required to complete this project: Multiyear

Change from Prior Year

1. Change in Name or Description: None
2. Change in Total Project Cost: Added FY24 Funding
3. Change in Scope: None
4. Change in Timing: None

Estimated Operating Budget Impact: Potential savings/cost avoidance

Initial Total Project Cost Estimate

FY 2014 \$28,599,600

Financial Activity

	Expended	Encumbered	Total
April 1, 2017	\$11,165,150	\$1,659,135	\$12,824,285
April 1, 2018	\$15,414,147	\$1,506,725	\$16,920,873

Prior Year Project Total	Funding	Project Total	Prior Approval	Budget FY2019	Capital Program (\$000)					Beyond 6 Years
					FY2020	FY2021	FY2022	FY2023	FY2024	
\$38,450,001	WPRF Bonds	\$43,217,001	\$14,615,001	\$4,767,000	\$4,767	\$4,767	\$4,767	\$4,767	\$4,767	
\$4,766,600	Bond Premium	\$4,766,600	\$4,766,600	\$0	\$0	\$0	\$0	\$0	\$0	
\$43,216,601	Total	\$47,983,601	\$19,381,601	\$4,767,000	\$4,767	\$4,767	\$4,767	\$4,767	\$4,767	
More (Less) Than Prior Year Program:		\$4,767,000	\$0	\$0	\$0	\$0	\$0	\$0	\$4,767	Multi-Yr

B551700 Emergency Storm Drain

Class: Watershed Protection & Restor.

FY2019

Council Approved

Description

This project involves the installation of storm drain inlets, manholes, pipes, small culverts and systems to provide for immediate relief to localized ponding or flooding of roads, public infrastructure and private properties subject to runoff from public facilities. This project is countywide and multi-year and will require funding beyond the program.

Location

This project represents the continuation of Project D478500 under this new Project Class.

Countywide

Benefit

This project will correct localized ponding or flooding conditions, improve storm water conveyance, protect existing public and private properties as well as existing public infrastructure, and provide quick response to emergency storm water problems.

Amendment History

Prior Year Project Total	Phase	Project Total	Prior Approval	Budget FY2019	Capital Program (\$000)					Beyond 6 Years
					FY2020	FY2021	FY2022	FY2023	FY2024	
(\$1,900)	Land	(\$1,900)	(\$1,900)	\$0	\$0	\$0	\$0	\$0	\$0	
(\$76,487)	Construction	(\$76,487)	(\$76,487)	\$0	\$0	\$0	\$0	\$0	\$0	
(\$3,481)	Overhead	(\$3,481)	(\$3,481)	\$0	\$0	\$0	\$0	\$0	\$0	
\$6,000,000	Other	\$6,600,000	\$3,000,000	\$600,000	\$600	\$600	\$600	\$600	\$600	
\$5,918,132	Total	\$6,518,132	\$2,918,132	\$600,000	\$600	\$600	\$600	\$600	\$600	
More (Less) Than Prior Year Program:		\$600,000	\$0	\$0	\$0	\$0	\$0	\$0	\$600	Multi-Yr

B551700 Emergency Storm Drain

Class: Watershed Protection & Restor.

FY2019

Council Approved

Project Status

1. Current status of this project: Active
2. Action taken in Current Fiscal Year: Design and Construction of stormwater projects
3. Action required to complete this project: Multiyear

Change from Prior Year

1. Change in Name or Description: None
2. Change in Total Project Cost: Added FY24 Funding
3. Change in Scope: None
4. Change in Timing: None

Estimated Operating Budget Impact: Potential savings/cost avoidance

Initial Total Project Cost Estimate

FY 2014 \$3,600,000

Financial Activity

	Expended	Encumbered	Total
April 1, 2017	\$1,273,901	\$532,549	\$1,806,451
April 1, 2018	\$1,622,334	\$722,845	\$2,345,179

Prior Year Project Total	Funding	Project Total	Prior Approval	Budget FY2019	Capital Program (\$000)					Beyond 6 Years
					FY2020	FY2021	FY2022	FY2023	FY2024	
\$5,373,732	WPRF Bonds	\$5,973,732	\$2,373,732	\$600,000	\$600	\$600	\$600	\$600	\$600	
\$544,400	Bond Premium	\$544,400	\$544,400	\$0	\$0	\$0	\$0	\$0	\$0	
\$5,918,132	Total	\$6,518,132	\$2,918,132	\$600,000	\$600	\$600	\$600	\$600	\$600	
More (Less) Than Prior Year Program:		\$600,000	\$0	\$0	\$0	\$0	\$0	\$0	\$600	Multi-Yr

B551800 Storm Drainage/SWM Infrastr

Class: Watershed Protection & Restor.

FY2019

Council Approved

Description

This project involves the study, design and construction of large, regional storm drain systems and stormwater management infrastructure to relieve widespread ponding or flooding of public and private properties and existing public infrastructure. This project also involves repair, rehabilitation and replacement of major culverts that are beyond their useful life. Environmentally sensitive design techniques will be identified and incorporated into the design to enhance the water quality of stormwater runoff. This project is countywide and multi-year and will require funding beyond the program.

Location

This project represents the continuation of Project D537900 under this new Project Class.

Countywide

Benefit

This project will correct large scale and widespread flooding conditions, improve storm drain conveyance on a community wide basis, enhance the water quality of runoff, and provide protection to existing public and private properties as well as existing public infrastructure.

Amendment History

Prior Year Project Total	Phase	Project Total	Prior Approval	Budget FY2019	Capital Program (\$000)					Beyond 6 Years
					FY2020	FY2021	FY2022	FY2023	FY2024	
\$2,409,939	Plans and Engineering	\$2,292,445	\$1,342,445	\$190,000	\$190	\$190	\$190	\$190	\$0	
\$103,150	Land	\$103,150	\$53,150	\$10,000	\$10	\$10	\$10	\$10	\$0	
\$7,607,880	Construction	\$10,680,459	\$3,783,459	\$3,957,000	\$735	\$735	\$735	\$735	\$0	
\$623,702	Overhead	\$766,327	\$287,327	\$219,000	\$65	\$65	\$65	\$65	\$0	
\$10,744,672	Total	\$13,842,381	\$5,466,381	\$4,376,000	\$1,000	\$1,000	\$1,000	\$1,000	\$0	
More (Less) Than Prior Year Program:		\$3,097,709	(\$278,291)	\$3,376,000	\$0	\$0	\$0	\$0	\$0	Multi-Yr

B551800 Storm Drainage/SWM Infrastr

Class: Watershed Protection & Restor.

FY2019

Council Approved

Project Status

1. Current status of this project: Active
2. Action taken in Current Fiscal Year: Design and Construction
3. Action required to complete this project: Multiyear

Change from Prior Year

1. Change in Name or Description: None
2. Change in Total Project Cost: Increased FY19, and added FY24 funding.
3. Change in Scope: None
4. Change in Timing: None

Estimated Operating Budget Impact: Potential savings/cost avoidance

Initial Total Project Cost Estimate

FY 2014 \$6,000,000

Financial Activity

Expended	Encumbered	Total
		April 1, 2017
\$669,346	\$1,698,685	\$2,368,031
		April 1, 2018
\$867,246	\$1,593,312	\$2,460,558

Prior Year Project Total	Funding	Project Total	Prior Approval	Budget FY2019	Capital Program (\$000)					Beyond 6 Years
					FY2020	FY2021	FY2022	FY2023	FY2024	
\$10,722,672	WPRF Bonds	\$13,820,381	\$5,444,381	\$4,376,000	\$1,000	\$1,000	\$1,000	\$1,000	\$0	
\$22,000	Miscellaneous	\$22,000	\$22,000	\$0	\$0	\$0	\$0	\$0	\$0	
\$10,744,672	Total	\$13,842,381	\$5,466,381	\$4,376,000	\$1,000	\$1,000	\$1,000	\$1,000	\$0	
More (Less) Than Prior Year Program:		\$3,097,709	(\$278,291)	\$3,376,000	\$0	\$0	\$0	\$0	\$0	Multi-Yr

B551900 Stormwater Project Management

Class: Watershed Protection & Restor.

FY2019

Council Approved

Description

Funds are requested to provide contract services for project management of stormwater class projects during design, right of way acquisition, construction and performance. Funding for this project will be reimbursed by the individual capital projects to be managed.

Location

Countywide

Benefit

Improved efficiency during execution of the capital improvement program.

Amendment History

Prior Year Project Total	Phase	Project Total	Prior Approval	Budget FY2019	Capital Program (\$000)					Beyond 6 Years
					FY2020	FY2021	FY2022	FY2023	FY2024	
\$1,600,000	Other	\$1,000,000	\$1,600,000	(\$600,000)	\$0	\$0	\$0	\$0	\$0	
\$1,600,000	Total	\$1,000,000	\$1,600,000	(\$600,000)	\$0	\$0	\$0	\$0	\$0	
More (Less) Than Prior Year Program:		(\$600,000)	\$0	(\$600,000)	\$0	\$0	\$0	\$0	\$0	Multi-Yr

B551900 Stormwater Project Management

Class: Watershed Protection & Restor.

FY2019

Council Approved

Project Status

1. Current status of this project: Active
2. Action taken in Current Fiscal Year: Project Management
3. Action required to complete this project: Project Management

Change from Prior Year

1. Change in Name or Description: None
2. Change in Total Project Cost: Reduction of \$600,000.
3. Change in Scope: None
4. Change in Timing: None

Estimated Operating Budget Impact: Indeterminate

Initial Total Project Cost Estimate

FY 2014 \$2,600,000

Financial Activity

	Expended	Encumbered	Total
April 1, 2017	\$6,594	\$939,439	\$946,033
April 1, 2018	\$14,989	\$890,292	\$905,280

Prior Year Project Total	Funding	Project Total	Prior Approval	Budget FY2019	Capital Program (\$000)					Beyond 6 Years
					FY2020	FY2021	FY2022	FY2023	FY2024	
\$1,600,000	Project Reimbursement	\$1,000,000	\$1,600,000	(\$600,000)	\$0	\$0	\$0	\$0	\$0	
\$1,600,000	Total	\$1,000,000	\$1,600,000	(\$600,000)	\$0	\$0	\$0	\$0	\$0	
More (Less) Than Prior Year Program:		(\$600,000)	\$0	(\$600,000)	\$0	\$0	\$0	\$0	\$0	Multi-Yr

B552000 MR-ST-01

Class: Watershed Protection & Restor.

FY2019

Council Approved

Description

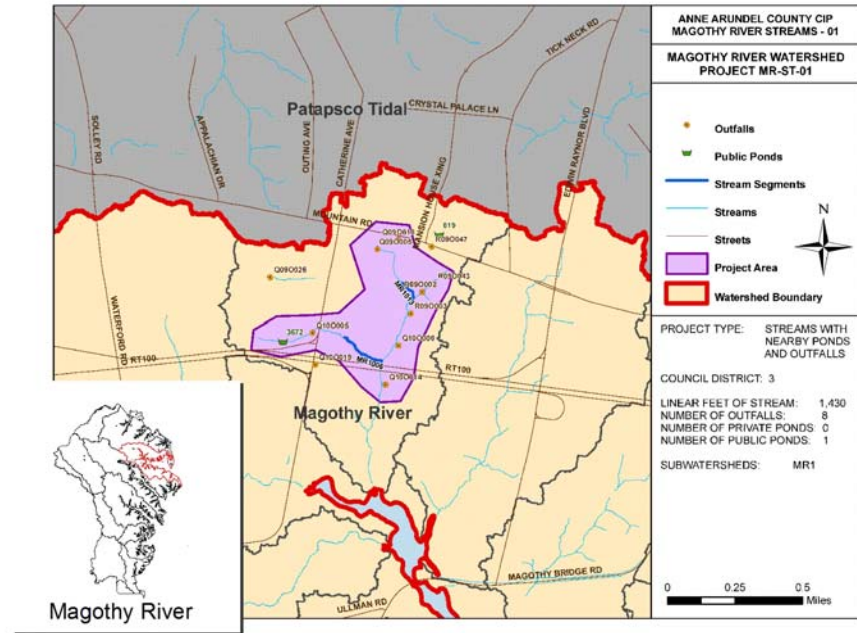
Magothy River - Streams with Nearby Outfalls & Ponds - Project Group: 01 - Priority Rating: Red

This project is for the design and construction for stormwater management infrastructure improvements necessary to comply with Federal and State clean water requirements. This project includes restoration and improvements to approximately 8 Outfalls, 1 Public Pond and 2 Stream Segments (1,430 Lineal Feet).

Benefit

Water Quality Improvement and Regulatory Compliance

Amendment History



Prior Year Project Total	Phase	Project Total	Prior Approval	Budget FY2019	Capital Program (\$000)					Beyond 6 Years
					FY2020	FY2021	FY2022	FY2023	FY2024	
\$615,500	Plans and Engineering	\$615,500	\$615,500	\$0	\$0	\$0	\$0	\$0	\$0	\$0
\$161,700	Land	\$161,700	\$161,700	\$0	\$0	\$0	\$0	\$0	\$0	\$0
\$323,300	Construction	\$890,300	\$323,300	\$567,000	\$0	\$0	\$0	\$0	\$0	\$0
\$77,000	Overhead	\$106,000	\$77,000	\$29,000	\$0	\$0	\$0	\$0	\$0	\$0
\$1,177,500	Total	\$1,773,500	\$1,177,500	\$596,000	\$0	\$0	\$0	\$0	\$0	\$0
More (Less) Than Prior Year Program:		\$596,000	\$0	\$596,000	\$0	\$0	\$0	\$0	\$0	\$0

B552000 MR-ST-01

Class: Watershed Protection & Restor.

FY2019

Council Approved

Project Status

1. Current status of this project: Active
2. Action taken in Current Fiscal Year: Design
3. Action required to complete this project: Design, Right of Way Acquisition, Construction and Performance.

Change from Prior Year

1. Change in Name or Description: None
2. Change in Total Project Cost: Increased FY19.
3. Change in Scope: None
4. Change in Timing: None

Estimated Operating Budget Impact: Indeterminate

Initial Total Project Cost Estimate

FY 2014 \$4,470,200

Financial Activity

	Expended	Encumbered	Total
April 1, 2017	\$235,183	\$253,803	\$488,986
April 1, 2018	\$397,867	\$109,539	\$507,406

Prior Year Project Total	Funding	Project Total	Prior Approval	Budget FY2019	Capital Program (\$000)					Beyond 6 Years
					FY2020	FY2021	FY2022	FY2023	FY2024	
\$1,177,500	WPRF Bonds	\$1,773,500	\$1,177,500	\$596,000	\$0	\$0	\$0	\$0	\$0	\$0
\$1,177,500	Total	\$1,773,500	\$1,177,500	\$596,000	\$0	\$0	\$0	\$0	\$0	\$0
More (Less) Than Prior Year Program:		\$596,000	\$0	\$596,000	\$0	\$0	\$0	\$0	\$0	\$0

B552100 MR-ST-02

Class: Watershed Protection & Restor.

FY2019

Council Approved

Description

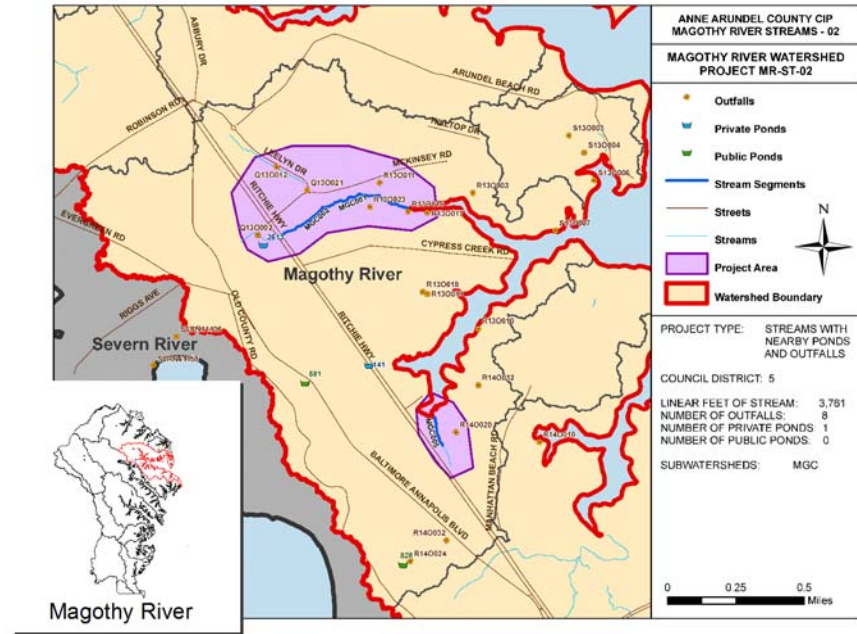
Magothy River - Streams with Nearby Outfalls & Ponds - Project Group: 02 - Priority Rating: Red

This project is for the design and construction for stormwater management infrastructure improvements necessary to comply with Federal and State clean water requirements. This project includes restoration and improvements to approximately 8 Outfalls, 1 Private Pond, and 3 Stream Segments (3,761 Lineal Feet).

Benefit

Water Quality Improvement and Regulatory Compliance

Amendment History



Prior Year Project Total	Phase	Project Total	Prior Approval	Budget FY2019	Capital Program (\$000)					Beyond 6 Years
					FY2020	FY2021	FY2022	FY2023	FY2024	
\$422,900	Plans and Engineering	\$16,900	\$422,900	(\$406,000)	\$0	\$0	\$0	\$0	\$0	\$0
\$111,100	Land	\$1,100	\$111,100	(\$110,000)	\$0	\$0	\$0	\$0	\$0	\$0
\$222,200	Construction	\$1,200	\$222,200	(\$221,000)	\$0	\$0	\$0	\$0	\$0	\$0
\$52,900	Overhead	\$11,900	\$52,900	(\$41,000)	\$0	\$0	\$0	\$0	\$0	\$0
\$809,100	Total	\$31,100	\$809,100	(\$778,000)	\$0	\$0	\$0	\$0	\$0	\$0
More (Less) Than Prior Year Program:		(\$778,000)	\$0	(\$778,000)	\$0	\$0	\$0	\$0	\$0	\$0

B552100 MR-ST-02

Class: Watershed Protection & Restor.

FY2019

Council Approved

Project Status

1. Current status of this project: Active
2. Action taken in Current Fiscal Year: Design
3. Action required to complete this project: Design, Right of Way Acquisition, Construction and Performance.

Change from Prior Year

1. Change in Name or Description: None
2. Change in Total Project Cost: Decreased FY19.
3. Change in Scope: None
4. Change in Timing: None

Estimated Operating Budget Impact: Indeterminate

Initial Total Project Cost Estimate

FY 2014 \$3,002,200

Financial Activity

	Expended	Encumbered	Total
April 1, 2017	\$27,481	\$0	\$27,481
April 1, 2018	\$27,481	\$0	\$27,481

Prior Year Project Total	Funding	Project Total	Prior Approval	Budget FY2019	Capital Program (\$000)					Beyond 6 Years
					FY2020	FY2021	FY2022	FY2023	FY2024	
\$809,100	WPRF Bonds	\$31,100	\$809,100	(\$778,000)	\$0	\$0	\$0	\$0	\$0	\$0
\$809,100	Total	\$31,100	\$809,100	(\$778,000)	\$0	\$0	\$0	\$0	\$0	\$0
More (Less) Than Prior Year Program:		(\$778,000)	\$0	(\$778,000)	\$0	\$0	\$0	\$0	\$0	\$0

B552200 MR-ST-03

Class: Watershed Protection & Restor.

FY2019

Council Approved

Description

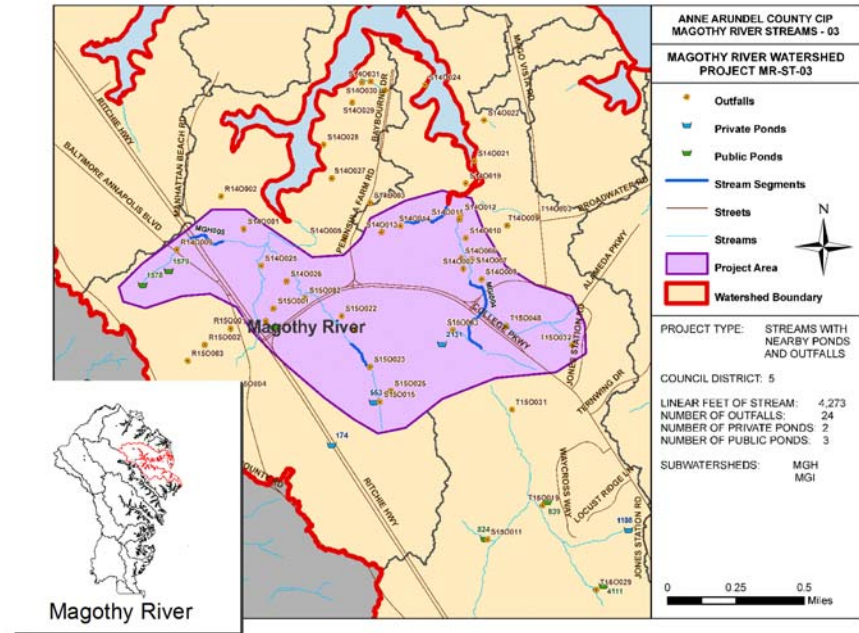
Magothy River - Streams with Nearby Outfalls & Ponds - Project Group: 03 - Priority Rating: Red

This project is for the design and construction for stormwater management infrastructure improvements necessary to comply with Federal and State clean water requirements. This project includes restoration and improvements to approximately 24 Outfalls, 2 Private Ponds, 3 Public Ponds and 5 Stream Segments (4,273 Lineal Feet).

Benefit

Water Quality Improvement and Regulatory Compliance

Amendment History



Prior Year Project Total	Phase	Project Total	Prior Approval	Budget FY2019	Capital Program (\$000)					Beyond 6 Years
					FY2020	FY2021	FY2022	FY2023	FY2024	
\$1,007,700	Plans and Engineering	\$1,183,177	\$1,007,177	\$176,000	\$0	\$0	\$0	\$0	\$0	\$0
\$10,000	Land	\$860,000	\$10,000	\$850,000	\$0	\$0	\$0	\$0	\$0	\$0
\$10,000	Construction	\$5,015,000	\$10,000	\$5,005,000	\$0	\$0	\$0	\$0	\$0	\$0
\$70,500	Overhead	\$570,478	\$70,478	\$500,000	\$0	\$0	\$0	\$0	\$0	\$0
\$1,098,200	Total	\$7,628,655	\$1,097,655	\$6,531,000	\$0	\$0	\$0	\$0	\$0	\$0
More (Less) Than Prior Year Program:		\$6,530,455	(\$545)	\$6,531,000	\$0	\$0	\$0	\$0	\$0	\$0

B552200 MR-ST-03

Class: Watershed Protection & Restor.

FY2019

Council Approved

Project Status

1. Current status of this project: Active
2. Action taken in Current Fiscal Year: Design
3. Action required to complete this project: Design, Right of Way Acquisition, Construction and Performance

Change from Prior Year

1. Change in Name or Description: None
2. Change in Total Project Cost: Increased FY19
3. Change in Scope: None
4. Change in Timing: None

Estimated Operating Budget Impact: Indeterminate

Initial Total Project Cost Estimate

FY 2014 \$7,152,700

Financial Activity

	Expended	Encumbered	Total
April 1, 2017	\$381,189	\$386,510	\$767,699
April 1, 2018	\$769,162	\$305,951	\$1,075,113

Prior Year Project Total	Funding	Project Total	Prior Approval	Budget FY2019	Capital Program (\$000)					Beyond 6 Years
					FY2020	FY2021	FY2022	FY2023	FY2024	
\$1,098,200	WPRF Bonds	\$7,628,655	\$1,097,655	\$6,531,000	\$0	\$0	\$0	\$0	\$0	\$0
\$1,098,200	Total	\$7,628,655	\$1,097,655	\$6,531,000	\$0	\$0	\$0	\$0	\$0	\$0
More (Less) Than Prior Year Program:		\$6,530,455	(\$545)	\$6,531,000	\$0	\$0	\$0	\$0	\$0	\$0

B552300 MR-ST-04

Class: Watershed Protection & Restor.

FY2019

Council Approved

Description

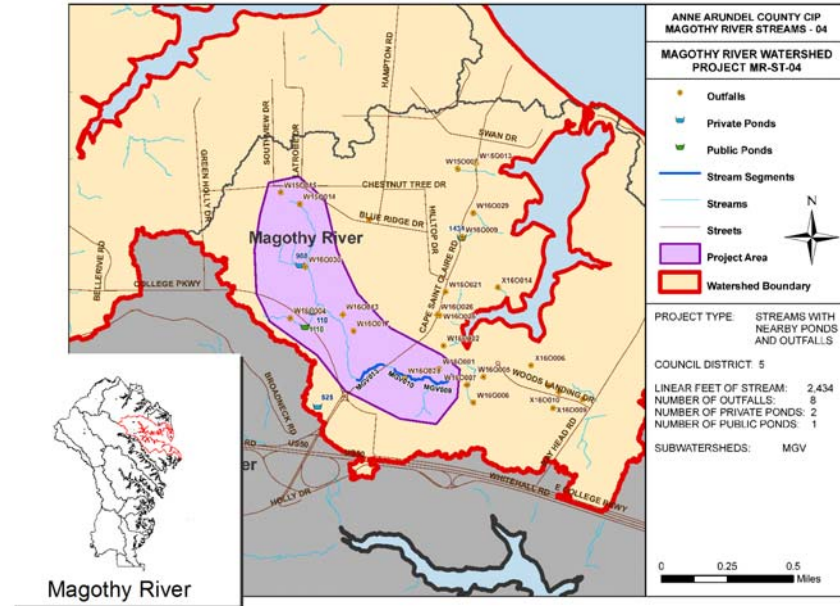
Magothy River - Streams with Nearby Outfalls & Ponds - Project Group: 04 - Priority Rating: Red

This project is for the design and construction for stormwater management infrastructure improvements necessary to comply with Federal and State clean water requirements. This project includes restoration and improvements to approximately 8 Outfalls, 2 Private Ponds, 1 Public Pond and 3 Stream Segments (2,434 Lineal Feet).

Benefit

Water Quality Improvement and Regulatory Compliance

Amendment History



Prior Year Project Total	Phase	Project Total	Prior Approval	Budget FY2019	Capital Program (\$000)					Beyond 6 Years
					FY2020	FY2021	FY2022	FY2023	FY2024	
\$951,400	Plans and Engineering	\$951,400	\$951,400	\$0	\$0	\$0	\$0	\$0	\$0	\$0
\$249,900	Land	\$249,900	\$249,900	\$0	\$0	\$0	\$0	\$0	\$0	\$0
\$499,800	Construction	\$1,193,800	\$499,800	\$694,000	\$0	\$0	\$0	\$0	\$0	\$0
\$119,100	Overhead	\$119,100	\$119,100	\$0	\$0	\$0	\$0	\$0	\$0	\$0
\$1,820,200	Total	\$2,514,200	\$1,820,200	\$694,000	\$0	\$0	\$0	\$0	\$0	\$0
More (Less) Than Prior Year Program:		\$694,000	\$0	\$694,000	\$0	\$0	\$0	\$0	\$0	\$0

B552300 MR-ST-04

Class: Watershed Protection & Restor.

FY2019

Council Approved

Project Status

1. Current status of this project: Active
2. Action taken in Current Fiscal Year: Design
3. Action required to complete this project: Design, Right of Way Acquisition, Construction and Performance

Change from Prior Year

1. Change in Name or Description: None
2. Change in Total Project Cost: Increased FY19
3. Change in Scope: None
4. Change in Timing: None

Estimated Operating Budget Impact: Indeterminate

Initial Total Project Cost Estimate

FY 2014 \$6,753,200

Financial Activity

	Expended	Encumbered	Total
April 1, 2017	\$230,452	\$396,052	\$626,504
April 1, 2018	\$471,391	\$171,577	\$642,968

Prior Year Project Total	Funding	Project Total	Prior Approval	Budget FY2019	Capital Program (\$000)					Beyond 6 Years
					FY2020	FY2021	FY2022	FY2023	FY2024	
\$1,820,200	WPRF Bonds	\$2,514,200	\$1,820,200	\$694,000	\$0	\$0	\$0	\$0	\$0	\$0
\$1,820,200	Total	\$2,514,200	\$1,820,200	\$694,000	\$0	\$0	\$0	\$0	\$0	\$0
More (Less) Than Prior Year Program:		\$694,000	\$0	\$694,000	\$0	\$0	\$0	\$0	\$0	\$0

B552400 MR-OF-04

Class: Watershed Protection & Restor.

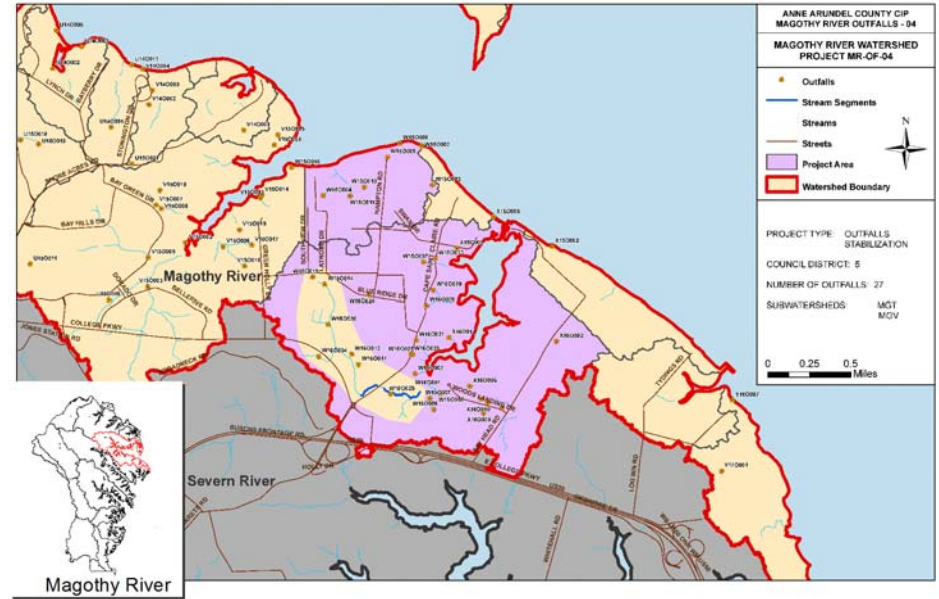
FY2019

Council Approved

Description

Magothy River - Stand Alone Outfalls - Project Group: 04 - Priority Rating: Red

This project is for the design and construction for stormwater management infrastructure improvements necessary to comply with Federal and State clean water requirements. This project includes restoration and improvements to approximately 27 Outfalls.



Benefit

Water Quality Improvement and Regulatory Compliance

Amendment History

Prior Year Project Total	Phase	Project Total	Prior Approval	Budget FY2019	Capital Program (\$000)					Beyond 6 Years
					FY2020	FY2021	FY2022	FY2023	FY2024	
\$718,000	Plans and Engineering	\$718,000	\$718,000	\$0	\$0	\$0	\$0	\$0	\$0	\$0
\$143,600	Land	\$143,600	\$143,600	\$0	\$0	\$0	\$0	\$0	\$0	\$0
\$5,744,100	Construction	\$2,044,100	\$5,744,100	(\$3,700,000)	\$0	\$0	\$0	\$0	\$0	\$0
\$462,400	Overhead	\$162,400	\$462,400	(\$300,000)	\$0	\$0	\$0	\$0	\$0	\$0
\$7,068,100	Total	\$3,068,100	\$7,068,100	(\$4,000,000)	\$0	\$0	\$0	\$0	\$0	\$0
More (Less) Than Prior Year Program:		(\$4,000,000)	\$0	(\$4,000,000)	\$0	\$0	\$0	\$0	\$0	\$0

B552400 MR-OF-04

Class: Watershed Protection & Restor.

FY2019

Council Approved

Project Status

1. Current status of this project: Active
2. Action taken in Current Fiscal Year: Design
3. Action required to complete this project: Design, Right of Way Acquisition, Construction and Performance

Change from Prior Year

1. Change in Name or Description: None
2. Change in Total Project Cost: Decrease of \$4,000,000
3. Change in Scope: None
4. Change in Timing: None

Estimated Operating Budget Impact: Indeterminate

Initial Total Project Cost Estimate

FY 2014 \$7,068,100

Financial Activity

	Expended	Encumbered	Total
April 1, 2017	\$535,850	\$318,546	\$854,396
April 1, 2018	\$749,257	\$1,052,917	\$1,802,174

Prior Year Project Total	Funding	Project Total	Prior Approval	Budget FY2019	Capital Program (\$000)					Beyond 6 Years
					FY2020	FY2021	FY2022	FY2023	FY2024	
\$7,068,100	WPRF Bonds	\$3,068,100	\$7,068,100	(\$4,000,000)	\$0	\$0	\$0	\$0	\$0	\$0
\$7,068,100	Total	\$3,068,100	\$7,068,100	(\$4,000,000)	\$0	\$0	\$0	\$0	\$0	\$0
More (Less) Than Prior Year Program:		(\$4,000,000)	\$0	(\$4,000,000)	\$0	\$0	\$0	\$0	\$0	\$0

B552500 MR-OF-03

Class: Watershed Protection & Restor.

FY2019

Council Approved

Description

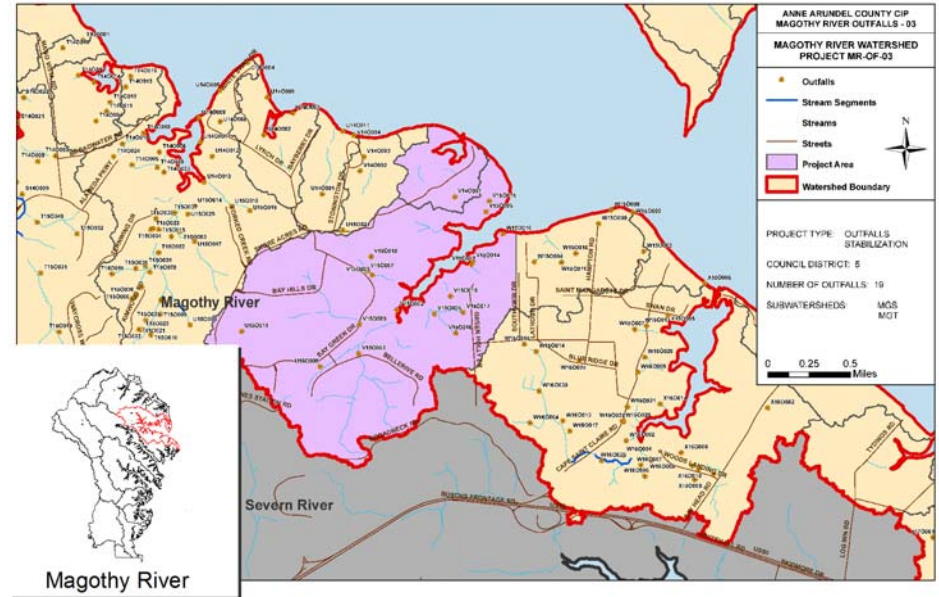
Magothy River - Stand Alone Outfalls - Project Group: 03 - Priority Rating: Red

This project is for the design and construction for stormwater management infrastructure improvements necessary to comply with Federal and State clean water requirements. This project includes restoration and improvements to approximately 19 Outfalls.

Benefit

Water Quality Improvement and Regulatory Compliance

Amendment History



Prior Year Project Total	Phase	Project Total	Prior Approval	Budget FY2019	Capital Program (\$000)					Beyond 6 Years
					FY2020	FY2021	FY2022	FY2023	FY2024	
\$122,300	Plans and Engineering	\$122,300	\$122,300	\$0	\$0	\$0	\$0	\$0	\$0	\$0
\$0	Land	\$0	\$0	\$0	\$0	\$0	\$0	\$0	\$0	\$0
\$1,590,000	Construction	\$1,590,000	\$1,590,000	\$0	\$0	\$0	\$0	\$0	\$0	\$0
\$119,900	Overhead	\$119,900	\$119,900	\$0	\$0	\$0	\$0	\$0	\$0	\$0
\$1,832,200	Total	\$1,832,200	\$1,832,200	\$0	\$0	\$0	\$0	\$0	\$0	\$0
More (Less) Than Prior Year Program:		\$0	\$0	\$0	\$0	\$0	\$0	\$0	\$0	\$0

B552500 MR-OF-03

Class: Watershed Protection & Restor.

FY2019

Council Approved

Project Status

1. Current status of this project: Active
2. Action taken in Current Fiscal Year: Design
3. Action required to complete this project: Design, Right of Way Acquisition, Construction and Performance

Change from Prior Year

1. Change in Name or Description: None
2. Change in Total Project Cost: None
3. Change in Scope: None
4. Change in Timing: None

Estimated Operating Budget Impact: Indeterminate

Initial Total Project Cost Estimate

FY 2014 \$7,722,300

Financial Activity

	Expended	Encumbered	Total
April 1, 2017	\$0	\$1,210,333	\$1,210,333
April 1, 2018	\$29,759	\$1,420,063	\$1,449,822

Prior Year Project Total	Funding	Project Total	Prior Approval	Budget FY2019	Capital Program (\$000)					Beyond 6 Years
					FY2020	FY2021	FY2022	FY2023	FY2024	
\$1,832,200	WPRF Bonds	\$1,832,200	\$1,832,200	\$0	\$0	\$0	\$0	\$0	\$0	\$0
\$1,832,200	Total	\$1,832,200	\$1,832,200	\$0	\$0	\$0	\$0	\$0	\$0	\$0
More (Less) Than Prior Year Program:		\$0	\$0	\$0	\$0	\$0	\$0	\$0	\$0	\$0

B552600 MR-OF-02

Class: Watershed Protection & Restor.

FY2019

Council Approved

Description

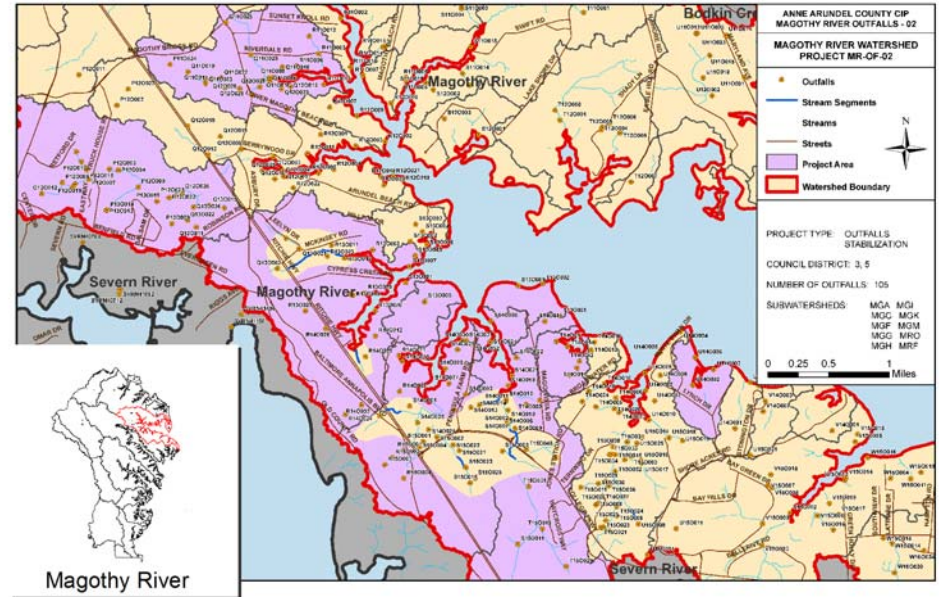
Magothy River - Stand Alone Outfalls - Project Group: 02 - Priority Rating: Red

This project is for the design and construction for stormwater management infrastructure improvements necessary to comply with Federal and State clean water requirements. This project includes restoration and improvements to approximately 105 Outfalls.

Benefit

Water Quality Improvement and Regulatory Compliance

Amendment History



Prior Year Project Total	Phase	Project Total	Prior Approval	Budget FY2019	Capital Program (\$000)					Beyond 6 Years
					FY2020	FY2021	FY2022	FY2023	FY2024	
\$123,000	Plans and Engineering	\$123,000	\$123,000	\$0	\$0	\$0	\$0	\$0	\$0	\$0
\$20,000	Land	\$20,000	\$20,000	\$0	\$0	\$0	\$0	\$0	\$0	\$0
\$459,200	Construction	\$459,200	\$459,200	\$0	\$0	\$0	\$0	\$0	\$0	\$0
\$42,100	Overhead	\$42,100	\$42,100	\$0	\$0	\$0	\$0	\$0	\$0	\$0
\$644,300	Total	\$644,300	\$644,300	\$0	\$0	\$0	\$0	\$0	\$0	\$0
More (Less) Than Prior Year Program:		\$0	\$0	\$0	\$0	\$0	\$0	\$0	\$0	\$0

B552600 MR-OF-02

Class: Watershed Protection & Restor.

FY2019

Council Approved

Project Status

1. Current status of this project: Active
2. Action taken in Current Fiscal Year: Design
3. Action required to complete this project: Design, Right of Way Acquisition, Construction and Performance

Change from Prior Year

1. Change in Name or Description: None
2. Change in Total Project Cost: None
3. Change in Scope: None
4. Change in Timing: None

Estimated Operating Budget Impact: Indeterminate

Initial Total Project Cost Estimate

FY 2014 \$6,252,100

Financial Activity

	Expended	Encumbered	Total
April 1, 2017	\$29,129	\$79,914	\$109,043
April 1, 2018	\$62,768	\$49,934	\$112,703

Prior Year Project Total	Funding	Project Total	Prior Approval	Budget FY2019	Capital Program (\$000)					Beyond 6 Years
					FY2020	FY2021	FY2022	FY2023	FY2024	
\$644,300	WPRF Bonds	\$644,300	\$644,300	\$0	\$0	\$0	\$0	\$0	\$0	\$0
\$644,300	Total	\$644,300	\$644,300	\$0	\$0	\$0	\$0	\$0	\$0	\$0
More (Less) Than Prior Year Program:		\$0	\$0	\$0	\$0	\$0	\$0	\$0	\$0	\$0

B552900 MR-PC-01

Class: Watershed Protection & Restor.

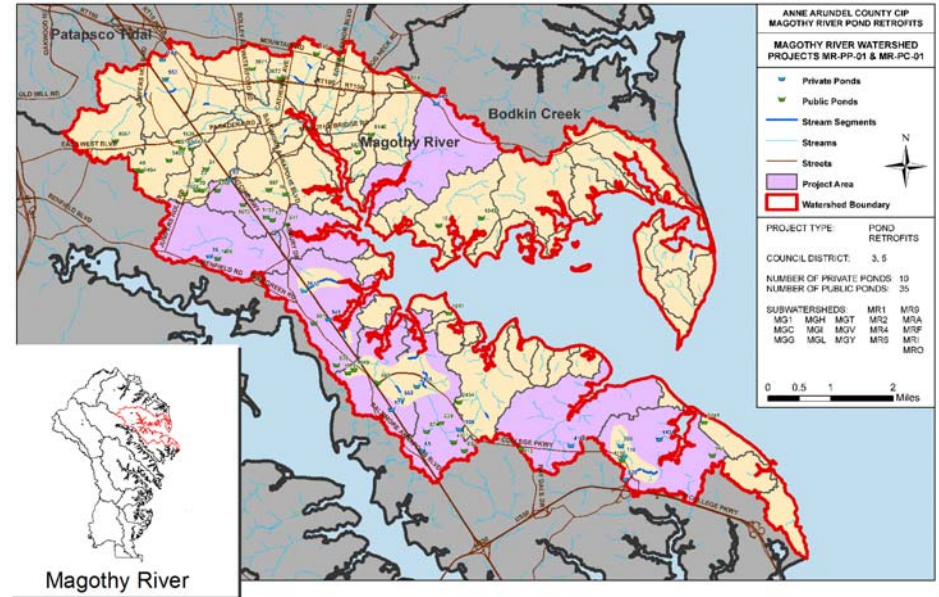
FY2019

Council Approved

Description

Magothy River - Stand Alone Public Ponds - Project Group: 01 - Priority Rating: Red - Orange

This project is for the design and construction for stormwater management infrastructure improvements necessary to comply with Federal and State clean water requirements. This project includes restoration and improvements to approximately 35 Public Ponds.



Benefit

Water Quality Improvement and Regulatory Compliance

Amendment History

Prior Year Project Total	Phase	Project Total	Prior Approval	Budget FY2019	Capital Program (\$000)					Beyond 6 Years
					FY2020	FY2021	FY2022	FY2023	FY2024	
\$274,000	Plans and Engineering	\$163,508	\$163,508	\$0	\$0	\$0	\$0	\$0	\$0	\$0
\$2,041,900	Construction	\$983,361	\$1,113,361	(\$130,000)	\$0	\$0	\$0	\$0	\$0	\$0
\$172,600	Overhead	\$115,498	\$122,498	(\$7,000)	\$0	\$0	\$0	\$0	\$0	\$0
\$2,488,500	Total	\$1,262,366	\$1,399,366	(\$137,000)	\$0	\$0	\$0	\$0	\$0	\$0
More (Less) Than Prior Year Program:		(\$1,226,134)	(\$1,089,134)	(\$137,000)	\$0	\$0	\$0	\$0	\$0	\$0

B552900 MR-PC-01

Class: Watershed Protection & Restor.

FY2019

Council Approved

Project Status

1. Current status of this project: Active
2. Action taken in Current Fiscal Year: Design and Construction
3. Action required to complete this project: Design, Construction and Performance

Change from Prior Year

1. Change in Name or Description: None
2. Change in Total Project Cost: Decreased FY19
3. Change in Scope: None
4. Change in Timing: None

Estimated Operating Budget Impact: Indeterminate

Initial Total Project Cost Estimate

FY 2014 \$2,638,500

Financial Activity

	Expended	Encumbered	Total
April 1, 2017	\$2,194,171	\$147,626	\$2,341,797
April 1, 2018	\$1,083,823	\$147,626	\$1,231,449

Prior Year Project Total	Funding	Project Total	Prior Approval	Budget FY2019	Capital Program (\$000)					Beyond 6 Years
					FY2020	FY2021	FY2022	FY2023	FY2024	
\$2,488,500	WPRF Bonds	\$1,262,366	\$1,399,366	(\$137,000)	\$0	\$0	\$0	\$0	\$0	\$0
\$2,488,500	Total	\$1,262,366	\$1,399,366	(\$137,000)	\$0	\$0	\$0	\$0	\$0	\$0
More (Less) Than Prior Year Program:		(\$1,226,134)	(\$1,089,134)	(\$137,000)	\$0	\$0	\$0	\$0	\$0	\$0

B553300 PT-PP-01

Class: Watershed Protection & Restor.

FY2019

Council Approved

Description

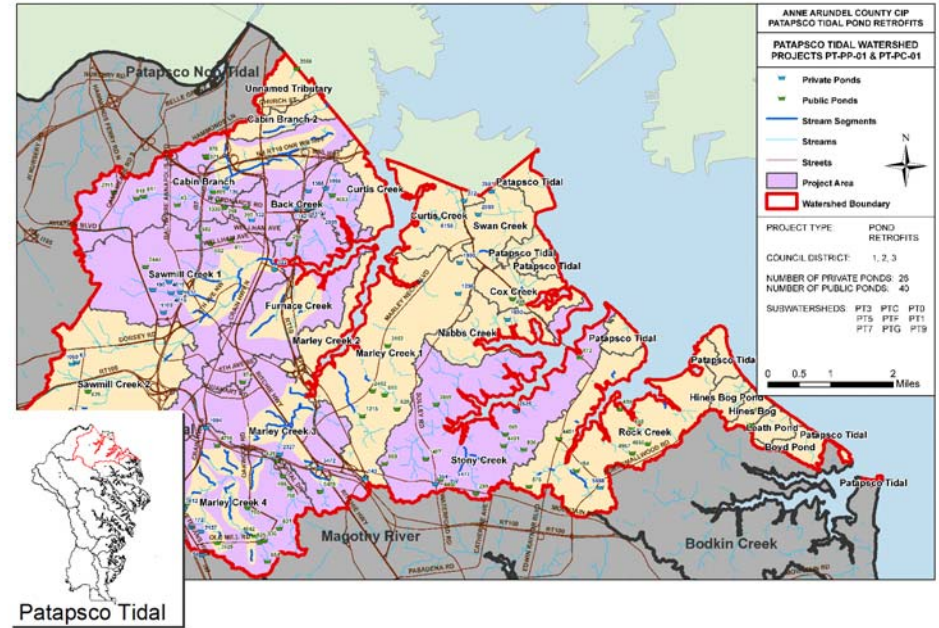
Patapsco Tidal - Stand Alone Private Ponds - Project Group: 01 - Priority Rating: Red - Orange

This project is for the design and construction for stormwater management infrastructure improvements necessary to comply with Federal and State clean water requirements. This project includes restoration and improvements to approximately 26 Private Ponds

Benefit

Water Quality Improvement and Regulatory Compliance

Amendment History



Prior Year Project Total	Phase	Project Total	Prior Approval	Budget FY2019	Capital Program (\$000)					Beyond 6 Years
					FY2020	FY2021	FY2022	FY2023	FY2024	
\$1,151,200	Plans and Engineering	\$151,200	\$1,151,200	(\$1,000,000)	\$0	\$0	\$0	\$0	\$0	\$0
\$230,200	Land	\$10,200	\$230,200	(\$220,000)	\$0	\$0	\$0	\$0	\$0	\$0
\$5,897,800	Construction	\$897,800	\$5,897,800	(\$5,000,000)	\$0	\$0	\$0	\$0	\$0	\$0
\$713,400	Overhead	\$38,400	\$713,400	(\$675,000)	\$0	\$0	\$0	\$0	\$0	\$0
\$7,992,600	Total	\$1,097,600	\$7,992,600	(\$6,895,000)	\$0	\$0	\$0	\$0	\$0	\$0
More (Less) Than Prior Year Program:		(\$6,895,000)	\$0	(\$6,895,000)	\$0	\$0	\$0	\$0	\$0	\$0

B553300 PT-PP-01

Class: Watershed Protection & Restor.

FY2019

Council Approved

Project Status

1. Current status of this project: Active
2. Action taken in Current Fiscal Year: Design
3. Action required to complete this project: Design, Right of Way Acquisition, Construction and Performance.

Change from Prior Year

1. Change in Name or Description: None
2. Change in Total Project Cost: Decreased FY19
3. Change in Scope: None
4. Change in Timing: None.

Estimated Operating Budget Impact: Indeterminate

Initial Total Project Cost Estimate

FY 2014 \$11,332,600

Financial Activity

	Expended	Encumbered	Total
April 1, 2017	\$844	\$89,913	\$90,758
April 1, 2018	\$13,214	\$79,725	\$92,938

Prior Year Project Total	Funding	Project Total	Prior Approval	Budget FY2019	Capital Program (\$000)					Beyond 6 Years
					FY2020	FY2021	FY2022	FY2023	FY2024	
\$7,992,600	WPRF Bonds	\$1,097,600	\$7,992,600	(\$6,895,000)	\$0	\$0	\$0	\$0	\$0	\$0
\$7,992,600	Total	\$1,097,600	\$7,992,600	(\$6,895,000)	\$0	\$0	\$0	\$0	\$0	\$0
More (Less) Than Prior Year Program:		(\$6,895,000)	\$0	(\$6,895,000)	\$0	\$0	\$0	\$0	\$0	\$0

B553400 PT-OF-01

Class: Watershed Protection & Restor.

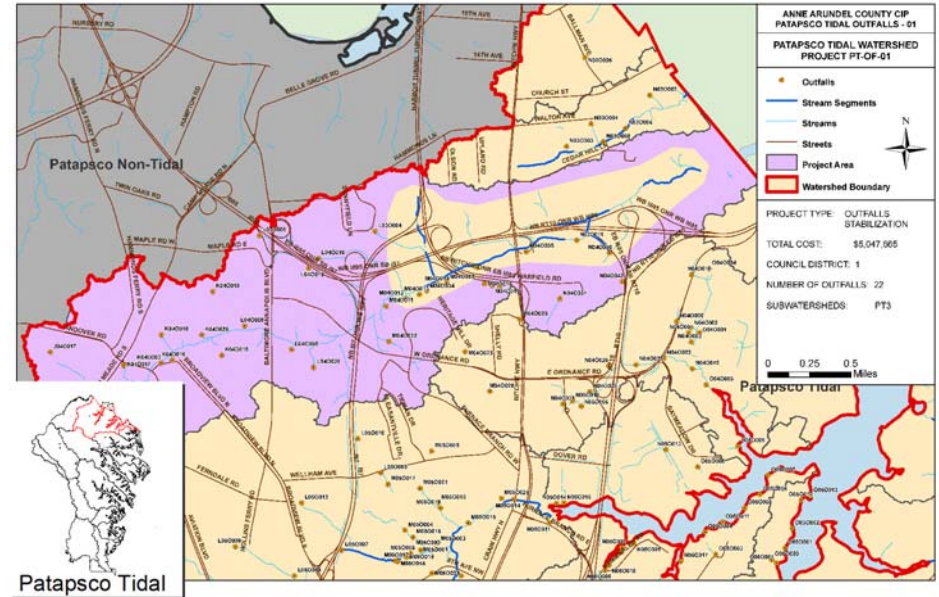
FY2019

Council Approved

Description

Patapsco Tidal - Stand Alone Outfalls - Project Group: 01 - Priority Rating: Red

This project is for the design and construction for stormwater management infrastructure improvements necessary to comply with Federal and State clean water requirements. This project includes restoration and improvements to approximately 22 Outfalls.



Benefit

Water Quality Improvement and Regulatory Compliance

Amendment History

Prior Year Project Total	Phase	Project Total	Prior Approval	Budget FY2019	Capital Program (\$000)					Beyond 6 Years
					FY2020	FY2021	FY2022	FY2023	FY2024	
\$300,762	Plans and Engineering	\$247,712	\$247,712	\$0	\$0	\$0	\$0	\$0	\$0	\$0
\$0	Land	\$5,000	\$0	\$5,000	\$0	\$0	\$0	\$0	\$0	\$0
\$356,100	Construction	\$398,600	\$356,100	\$42,500	\$0	\$0	\$0	\$0	\$0	\$0
\$50,039	Overhead	\$50,364	\$47,864	\$2,500	\$0	\$0	\$0	\$0	\$0	\$0
\$706,901	Total	\$701,676	\$651,676	\$50,000	\$0	\$0	\$0	\$0	\$0	\$0
More (Less) Than Prior Year Program:		(\$5,225)	(\$55,225)	\$50,000	\$0	\$0	\$0	\$0	\$0	\$0

B553400 PT-OF-01

Class: Watershed Protection & Restor.

FY2019

Council Approved

Project Status

1. Current status of this project: Active
2. Action taken in Current Fiscal Year: Design and Right of Way Acquisition
3. Action required to complete this project: Design, Right of Way Acquisition, Construction and Performance

Change from Prior Year

1. Change in Name or Description: None
2. Change in Total Project Cost: Increase of \$50,000
3. Change in Scope: None
4. Change in Timing: None

Estimated Operating Budget Impact: Indeterminate

Initial Total Project Cost Estimate

FY 2014 \$5,047,700

Financial Activity

	Expended	Encumbered	Total
April 1, 2017	\$503,897	\$85,625	\$589,522
April 1, 2018	\$455,920	\$0	\$455,920

Prior Year Project Total	Funding	Project Total	Prior Approval	Budget FY2019	Capital Program (\$000)					Beyond 6 Years
					FY2020	FY2021	FY2022	FY2023	FY2024	
\$374,901	WPRF Bonds	\$369,676	\$319,676	\$50,000	\$0	\$0	\$0	\$0	\$0	\$0
\$332,000	Other State Grants	\$332,000	\$332,000	\$0	\$0	\$0	\$0	\$0	\$0	\$0
\$706,901	Total	\$701,676	\$651,676	\$50,000	\$0	\$0	\$0	\$0	\$0	\$0
More (Less) Than Prior Year Program:		(\$5,225)	(\$55,225)	\$50,000	\$0	\$0	\$0	\$0	\$0	\$0

B553500 PT-ST-01

Class: Watershed Protection & Restor.

FY2019

Council Approved

Description

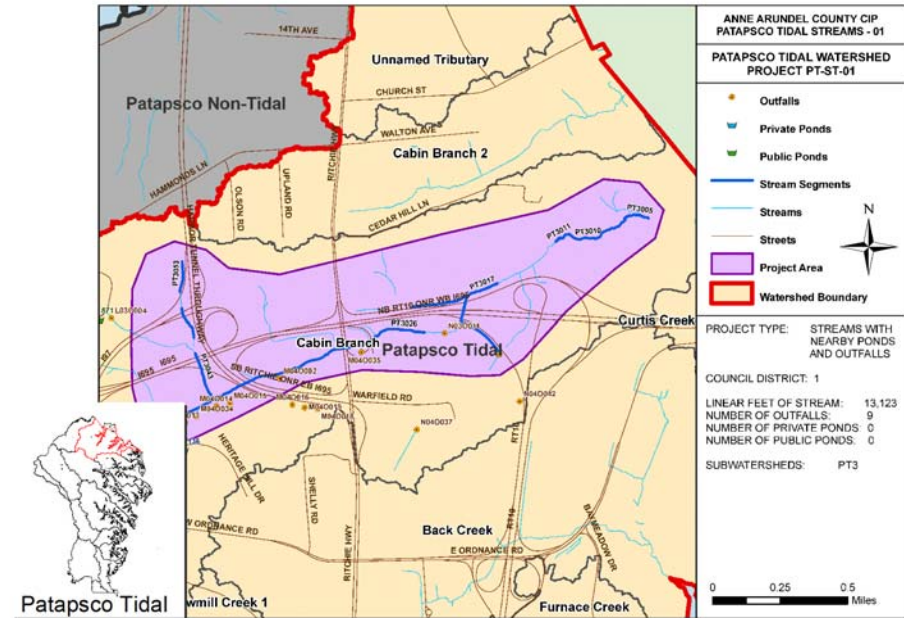
Patapsco Tidal - Streams with Nearby Outfalls & Ponds - Project Group: 01 - Priority Rating: Red

This project is for the design and construction for stormwater management infrastructure improvements necessary to comply with Federal and State clean water requirements. This project includes restoration and improvements to approximately 9 Outfalls and 16 Stream Segments (13,123 Lineal Feet).

Benefit

Water Quality Improvement and Regulatory Compliance

Amendment History



Prior Year Project Total	Phase	Project Total	Prior Approval	Budget FY2019	Capital Program (\$000)					Beyond 6 Years
					FY2020	FY2021	FY2022	FY2023	FY2024	
\$5,348,600	Plans and Engineering	\$4,822,600	\$5,348,600	(\$526,000)	\$0	\$0	\$0	\$0	\$0	\$0
\$1,337,200	Land	\$1,337,200	\$1,337,200	\$0	\$0	\$0	\$0	\$0	\$0	\$0
\$2,809,700	Construction	\$2,809,700	\$2,809,700	\$0	\$0	\$0	\$0	\$0	\$0	\$0
\$664,700	Overhead	\$637,700	\$664,700	(\$27,000)	\$0	\$0	\$0	\$0	\$0	\$0
\$10,160,200	Total	\$9,607,200	\$10,160,200	(\$553,000)	\$0	\$0	\$0	\$0	\$0	\$0
More (Less) Than Prior Year Program:		(\$553,000)	\$0	(\$553,000)	\$0	\$0	\$0	\$0	\$0	\$0

B553500 PT-ST-01

Class: Watershed Protection & Restor.

FY2019

Council Approved

Project Status

1. Current status of this project: Active
2. Action taken in Current Fiscal Year: Design and Right of Way Acquisition
3. Action required to complete this project: Design, Right of Way Acquisition, Construction and Performance

Change from Prior Year

1. Change in Name or Description: None
2. Change in Total Project Cost: Decreased FY19
3. Change in Scope: None
4. Change in Timing: None

Estimated Operating Budget Impact: Indeterminate

Initial Total Project Cost Estimate

FY 2014 \$37,894,100

Financial Activity

	Expended	Encumbered	Total
April 1, 2017	\$648,431	\$413,070	\$1,061,501
April 1, 2018	\$702,467	\$680,615	\$1,383,081

Prior Year Project Total	Funding	Project Total	Prior Approval	Budget FY2019	Capital Program (\$000)					Beyond 6 Years
					FY2020	FY2021	FY2022	FY2023	FY2024	
\$10,160,200	WPRF Bonds	\$9,607,200	\$10,160,200	(\$553,000)	\$0	\$0	\$0	\$0	\$0	\$0
\$10,160,200	Total	\$9,607,200	\$10,160,200	(\$553,000)	\$0	\$0	\$0	\$0	\$0	\$0
More (Less) Than Prior Year Program:		(\$553,000)	\$0	(\$553,000)	\$0	\$0	\$0	\$0	\$0	\$0

B553600 PT-OF-02

Class: Watershed Protection & Restor.

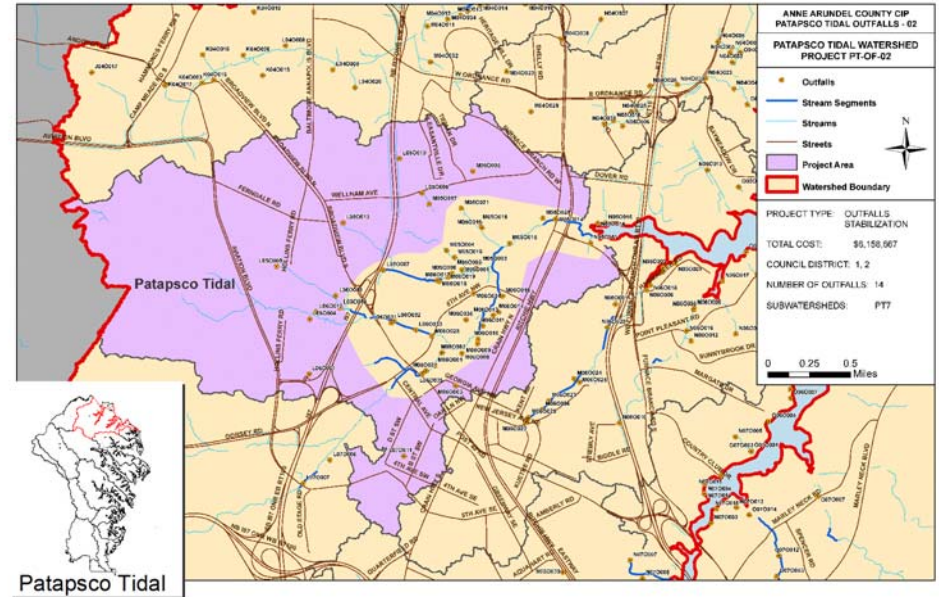
FY2019

Council Approved

Description

Patapsco Tidal - Stand Alone Outfalls - Project Group: 02 - Priority Rating: Red

This project is for the design and construction for stormwater management infrastructure improvements necessary to comply with Federal and State clean water requirements. This project includes restoration and improvements to approximately 14 Outfalls.



Benefit

Water Quality Improvement and Regulatory Compliance

Amendment History

Prior Year Project Total	Phase	Project Total	Prior Approval	Budget FY2019	Capital Program (\$000)					Beyond 6 Years
					FY2020	FY2021	FY2022	FY2023	FY2024	
\$200,000	Plans and Engineering	\$200,000	\$200,000	\$0	\$0	\$0	\$0	\$0	\$0	\$0
\$0	Land	\$0	\$0	\$0	\$0	\$0	\$0	\$0	\$0	\$0
\$1,115,800	Construction	\$1,115,800	\$1,115,800	\$0	\$0	\$0	\$0	\$0	\$0	\$0
\$92,100	Overhead	\$92,100	\$92,100	\$0	\$0	\$0	\$0	\$0	\$0	\$0
\$1,407,900	Total	\$1,407,900	\$1,407,900	\$0	\$0	\$0	\$0	\$0	\$0	\$0
More (Less) Than Prior Year Program:		\$0	\$0	\$0	\$0	\$0	\$0	\$0	\$0	\$0

B553600 PT-OF-02

Class: Watershed Protection & Restor.

FY2019

Council Approved

Project Status

1. Current status of this project: Active
2. Action taken in Current Fiscal Year: Design
3. Action required to complete this project: Design, Right of Way Acquisition, Construction and Performance

Change from Prior Year

1. Change in Name or Description: None
2. Change in Total Project Cost: None.
3. Change in Scope: None
4. Change in Timing: None.

Estimated Operating Budget Impact: Indeterminate

Initial Total Project Cost Estimate

FY 2014 \$6,967,900

Financial Activity

	Expended	Encumbered	Total
April 1, 2017	\$36,334	\$27,881	\$64,215
April 1, 2018	\$105,722	\$182,760	\$288,482

Prior Year Project Total	Funding	Project Total	Prior Approval	Budget FY2019	Capital Program (\$000)					Beyond 6 Years
					FY2020	FY2021	FY2022	FY2023	FY2024	
\$1,407,900	WPRF Bonds	\$1,407,900	\$1,407,900	\$0	\$0	\$0	\$0	\$0	\$0	\$0
\$1,407,900	Total	\$1,407,900	\$1,407,900	\$0	\$0	\$0	\$0	\$0	\$0	\$0
More (Less) Than Prior Year Program:		\$0	\$0	\$0	\$0	\$0	\$0	\$0	\$0	\$0

B553700 PT-ST-02

Class: Watershed Protection & Restor.

FY2019

Council Approved

Description

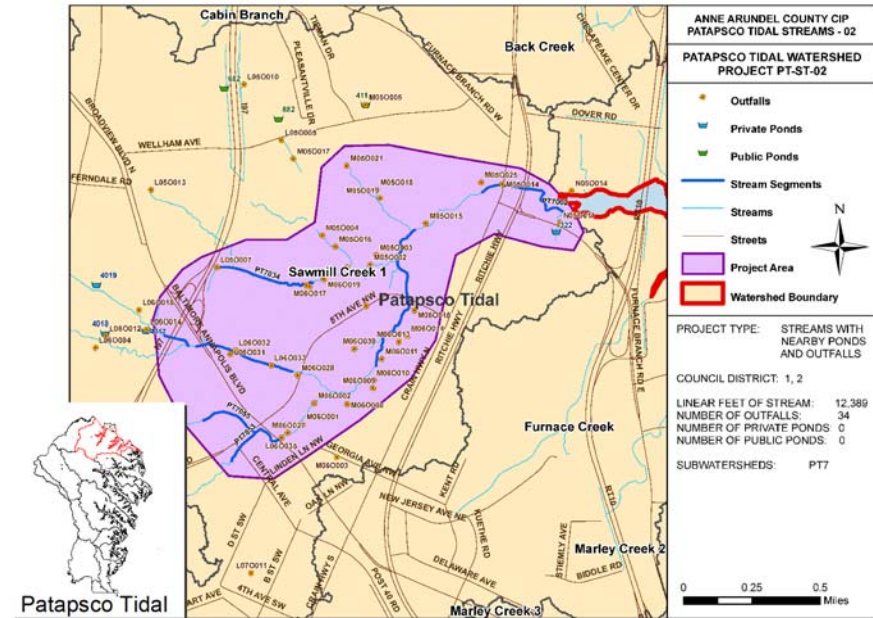
Patapsco Tidal - Streams with Nearby Outfalls & Ponds - Project Group: 02 - Priority Rating: Red

This project is for the design and construction for stormwater management infrastructure improvements necessary to comply with Federal and State clean water requirements. This project includes restoration and improvements to approximately 34 Outfalls and 17 Stream Segments (12,389 Lineal Feet).

Benefit

Water Quality Improvement and Regulatory Compliance

Amendment History



Prior Year Project Total	Phase	Project Total	Prior Approval	Budget FY2019	Capital Program (\$000)					Beyond 6 Years
					FY2020	FY2021	FY2022	FY2023	FY2024	
\$3,102,000	Plans and Engineering	\$3,102,000	\$3,102,000	\$0	\$0	\$0	\$0	\$0	\$0	\$0
\$775,500	Land	\$775,500	\$775,500	\$0	\$0	\$0	\$0	\$0	\$0	\$0
\$1,495,015	Construction	\$4,630,015	\$1,495,015	\$3,135,000	\$0	\$0	\$0	\$0	\$0	\$0
\$380,040	Overhead	\$545,040	\$380,040	\$165,000	\$0	\$0	\$0	\$0	\$0	\$0
\$5,752,555	Total	\$9,052,555	\$5,752,555	\$3,300,000	\$0	\$0	\$0	\$0	\$0	\$0
More (Less) Than Prior Year Program:		\$3,300,000	\$0	\$3,300,000	\$0	\$0	\$0	\$0	\$0	\$0

B553700 PT-ST-02

Class: Watershed Protection & Restor.

FY2019

Council Approved

Project Status

1. Current status of this project: Active
2. Action taken in Current Fiscal Year: Design
3. Action required to complete this project: Design, Right of Way Acquisition, Construction and Performance

Change from Prior Year

1. Change in Name or Description: None
2. Change in Total Project Cost: Increase of \$3,300,000
3. Change in Scope: None
4. Change in Timing: None

Estimated Operating Budget Impact: Indeterminate

Initial Total Project Cost Estimate

FY 2014 \$21,977,400

Financial Activity

	Expended	Encumbered	Total
April 1, 2017	\$826,338	\$1,808,558	\$2,634,896
April 1, 2018	\$1,217,199	\$1,680,462	\$2,897,661

Prior Year Project Total	Funding	Project Total	Prior Approval	Budget FY2019	Capital Program (\$000)					Beyond 6 Years
					FY2020	FY2021	FY2022	FY2023	FY2024	
\$5,752,555	WPRF Bonds	\$9,052,555	\$5,752,555	\$3,300,000	\$0	\$0	\$0	\$0	\$0	\$0
\$5,752,555	Total	\$9,052,555	\$5,752,555	\$3,300,000	\$0	\$0	\$0	\$0	\$0	\$0
More (Less) Than Prior Year Program:		\$3,300,000	\$0	\$3,300,000	\$0	\$0	\$0	\$0	\$0	\$0

B553800 PT-OF-03

Class: Watershed Protection & Restor.

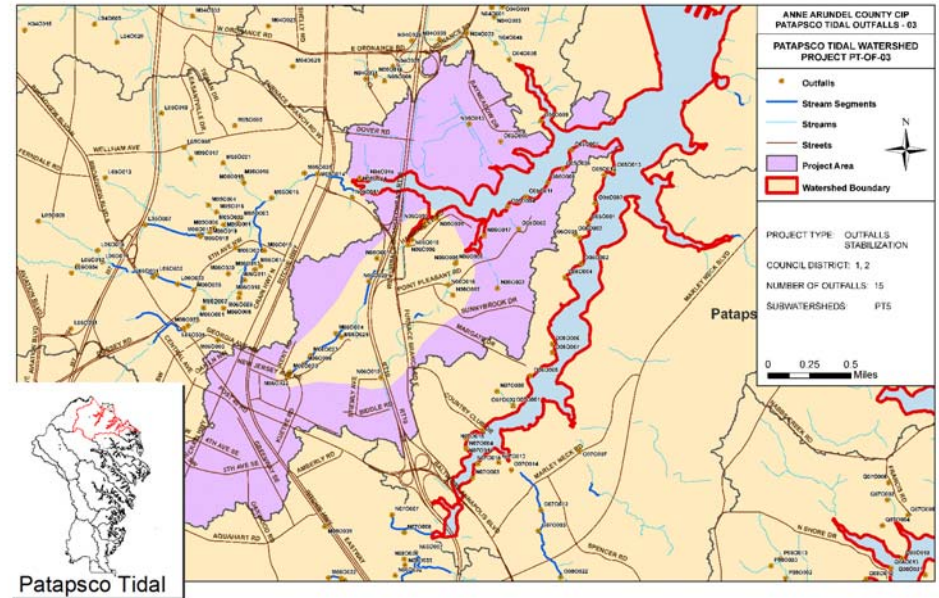
FY2019

Council Approved

Description

Patapsco Tidal - Stand Alone Outfalls - Project Group: 03 - Priority Rating: Red

This project is for the design and construction for stormwater management infrastructure improvements necessary to comply with Federal and State clean water requirements. This project includes restoration and improvements to approximately 15 Outfalls.



Benefit

Water Quality Improvement and Regulatory Compliance

Amendment History

Prior Year Project Total	Phase	Project Total	Prior Approval	Budget FY2019	Capital Program (\$000)					Beyond 6 Years
					FY2020	FY2021	FY2022	FY2023	FY2024	
\$1,710,000	Plans and Engineering	\$1,710,000	\$1,710,000	\$0	\$0	\$0	\$0	\$0	\$0	\$0
\$100,000	Land	\$100,000	\$100,000	\$0	\$0	\$0	\$0	\$0	\$0	\$0
\$25,500	Construction	\$25,500	\$25,500	\$0	\$0	\$0	\$0	\$0	\$0	\$0
\$128,500	Overhead	\$128,500	\$128,500	\$0	\$0	\$0	\$0	\$0	\$0	\$0
\$1,964,000	Total	\$1,964,000	\$1,964,000	\$0	\$0	\$0	\$0	\$0	\$0	\$0
More (Less) Than Prior Year Program:		\$0	\$0	\$0	\$0	\$0	\$0	\$0	\$0	\$0

B553800 PT-OF-03

Class: Watershed Protection & Restor.

FY2019

Council Approved

Project Status

1. Current status of this project: Active
2. Action taken in Current Fiscal Year: Design
3. Action required to complete this project: Design, Right of Way Acquisition, Construction and Performance

Change from Prior Year

1. Change in Name or Description: None
2. Change in Total Project Cost: None
3. Change in Scope: None
4. Change in Timing: None

Estimated Operating Budget Impact: Indeterminate

Initial Total Project Cost Estimate

FY 2014 \$4,796,300

Financial Activity

	Expended	Encumbered	Total
April 1, 2017	\$2,508	\$681,263	\$683,771
April 1, 2018	\$565,380	\$401,057	\$966,437

Prior Year Project Total	Funding	Project Total	Prior Approval	Budget FY2019	Capital Program (\$000)					Beyond 6 Years
					FY2020	FY2021	FY2022	FY2023	FY2024	
\$1,964,000	WPRF Bonds	\$1,964,000	\$1,964,000	\$0	\$0	\$0	\$0	\$0	\$0	\$0
\$1,964,000	Total	\$1,964,000	\$1,964,000	\$0	\$0	\$0	\$0	\$0	\$0	\$0
More (Less) Than Prior Year Program:		\$0	\$0	\$0	\$0	\$0	\$0	\$0	\$0	\$0

B553900 PT-ST-03

Class: Watershed Protection & Restor.

FY2019

Council Approved

Description

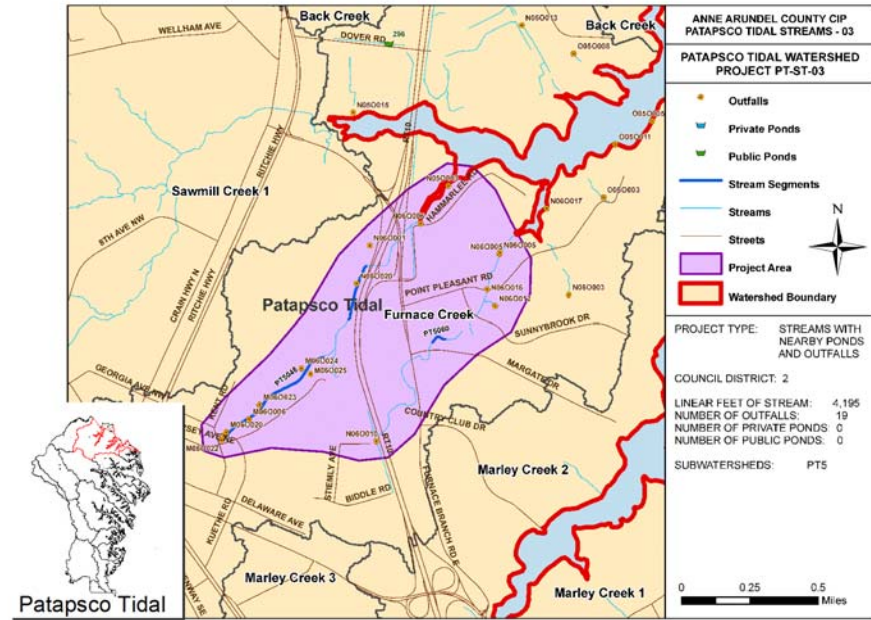
Patapsco Tidal - Streams with Nearby Outfalls & Ponds - Project Group: 03 - Priority Rating: Red

This project is for the design and construction for stormwater management infrastructure improvements necessary to comply with Federal and State clean water requirements. This project includes restoration and improvements to approximately 19 Outfalls and 5 Stream Segments (4,195 Lineal Feet).

Benefit

Water Quality Improvement and Regulatory Compliance

Amendment History



Prior Year Project Total	Phase	Project Total	Prior Approval	Budget FY2019	Capital Program (\$000)					Beyond 6 Years
					FY2020	FY2021	FY2022	FY2023	FY2024	
\$2,005,920	Plans and Engineering	\$1,005,920	\$2,005,920	(\$1,000,000)	\$0	\$0	\$0	\$0	\$0	\$0
\$535,500	Land	\$40,500	\$535,500	(\$495,000)	\$0	\$0	\$0	\$0	\$0	\$0
\$4,904,100	Construction	\$4,054,100	\$4,904,100	(\$850,000)	\$0	\$0	\$0	\$0	\$0	\$0
\$445,529	Overhead	\$245,529	\$445,529	(\$200,000)	\$0	\$0	\$0	\$0	\$0	\$0
\$7,891,049	Total	\$5,346,049	\$7,891,049	(\$2,545,000)	\$0	\$0	\$0	\$0	\$0	\$0
More (Less) Than Prior Year Program:		(\$2,545,000)	\$0	(\$2,545,000)	\$0	\$0	\$0	\$0	\$0	\$0

B553900 PT-ST-03

Class: Watershed Protection & Restor.

FY2019

Council Approved

Project Status

1. Current status of this project: Active
2. Action taken in Current Fiscal Year: Design and Construction
3. Action required to complete this project: Design, Right of Way Acquisition, Construction and Performance

Change from Prior Year

1. Change in Name or Description: None
2. Change in Total Project Cost: Decrease of \$2,545,000
3. Change in Scope: None
4. Change in Timing: None

Estimated Operating Budget Impact: Indeterminate

Initial Total Project Cost Estimate

FY 2014 \$14,472,800

Financial Activity

	Expended	Encumbered	Total
April 1, 2017	\$347,499	\$303,811	\$651,310
April 1, 2018	\$710,031	\$2,715,046	\$3,425,077

Prior Year Project Total	Funding	Project Total	Prior Approval	Budget FY2019	Capital Program (\$000)					Beyond 6 Years
					FY2020	FY2021	FY2022	FY2023	FY2024	
\$7,891,049	WPRF Bonds	\$5,346,049	\$7,891,049	(\$2,545,000)	\$0	\$0	\$0	\$0	\$0	\$0
\$7,891,049	Total	\$5,346,049	\$7,891,049	(\$2,545,000)	\$0	\$0	\$0	\$0	\$0	\$0
More (Less) Than Prior Year Program:		(\$2,545,000)	\$0	(\$2,545,000)	\$0	\$0	\$0	\$0	\$0	\$0

B554000 PT-PC-01

Class: Watershed Protection & Restor.

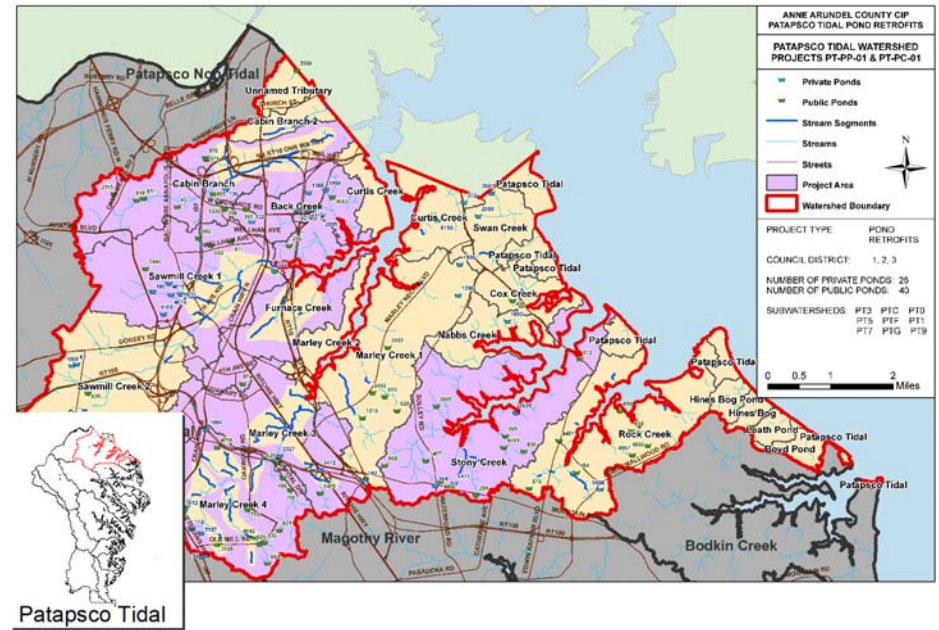
FY2019

Council Approved

Description

Patapsco Tidal - Stand Alone Public Ponds - Project Group: 01 - Priority Rating: Red - Orange

This project is for the design and construction for stormwater management infrastructure improvements necessary to comply with Federal and State clean water requirements. This project includes restoration and improvements to approximately 40 Public Ponds.



Benefit

Water Quality Improvement and Regulatory Compliance

Amendment History

Prior Year Project Total	Phase	Project Total	Prior Approval	Budget FY2019	Capital Program (\$000)					Beyond 6 Years
					FY2020	FY2021	FY2022	FY2023	FY2024	
\$750,366	Plans and Engineering	\$750,366	\$750,366	\$0	\$0	\$0	\$0	\$0	\$0	\$0
\$1,000	Land	\$1,000	\$1,000	\$0	\$0	\$0	\$0	\$0	\$0	\$0
\$5,407,213	Construction	\$5,407,213	\$5,407,213	\$0	\$0	\$0	\$0	\$0	\$0	\$0
\$470,542	Overhead	\$470,542	\$470,542	\$0	\$0	\$0	\$0	\$0	\$0	\$0
\$6,629,121	Total	\$6,629,121	\$6,629,121	\$0	\$0	\$0	\$0	\$0	\$0	\$0
More (Less) Than Prior Year Program:		\$0	\$0	\$0	\$0	\$0	\$0	\$0	\$0	\$0

B554000 PT-PC-01

Class: Watershed Protection & Restor.

FY2019

Council Approved

Project Status

1. Current status of this project: Active
2. Action taken in Current Fiscal Year: Design
3. Action required to complete this project: Design, Right of Way Acquisition, Construction and Performance

Change from Prior Year

1. Change in Name or Description: None
2. Change in Total Project Cost: None
3. Change in Scope: None
4. Change in Timing: None.

Estimated Operating Budget Impact: Indeterminate

Initial Total Project Cost Estimate

FY 2014 \$7,236,200

Financial Activity

	Expended	Encumbered	Total
April 1, 2017	\$3,197,610	\$976,795	\$4,174,406
April 1, 2018	\$4,025,504	\$1,386,685	\$5,412,188

Prior Year Project Total	Funding	Project Total	Prior Approval	Budget FY2019	Capital Program (\$000)					Beyond 6 Years
					FY2020	FY2021	FY2022	FY2023	FY2024	
\$6,224,121	WPRF Bonds	\$6,224,121	\$6,224,121	\$0	\$0	\$0	\$0	\$0	\$0	\$0
\$405,000	Other State Grants	\$405,000	\$405,000	\$0	\$0	\$0	\$0	\$0	\$0	\$0
\$6,629,121	Total	\$6,629,121	\$6,629,121	\$0	\$0	\$0	\$0	\$0	\$0	\$0
More (Less) Than Prior Year Program:		\$0	\$0	\$0	\$0	\$0	\$0	\$0	\$0	\$0

B554100 PT-OF-04

Class: Watershed Protection & Restor.

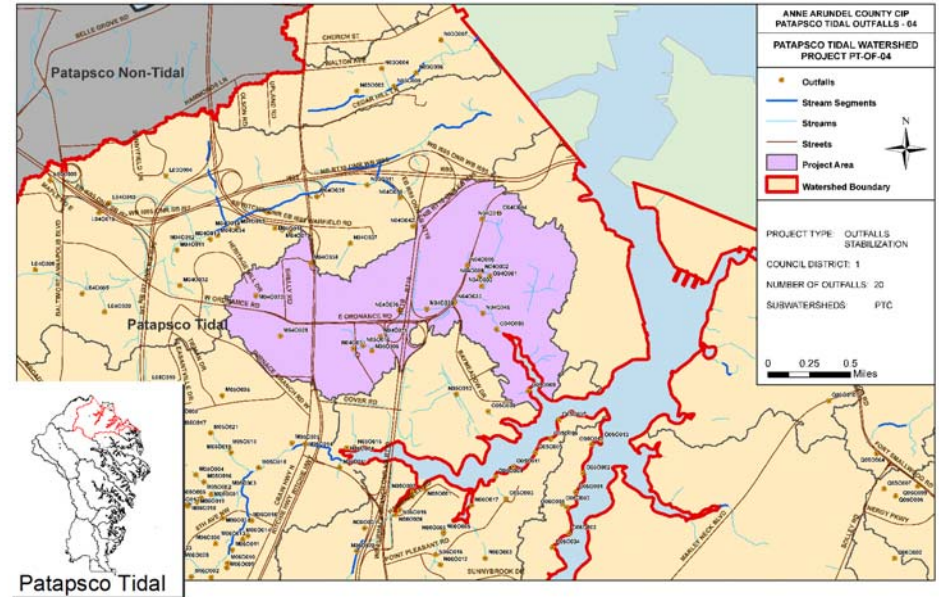
FY2019

Council Approved

Description

Patapsco Tidal - Stand Alone Outfalls - Project Group: 04 - Priority Rating: Red

This project is for the design and construction for stormwater management infrastructure improvements necessary to comply with Federal and State clean water requirements. This project includes restoration and improvements to approximately 20 Outfalls.



Benefit

Water Quality Improvement and Regulatory Compliance

Amendment History

Prior Year Project Total	Phase	Project Total	Prior Approval	Budget FY2019	Capital Program (\$000)					Beyond 6 Years
					FY2020	FY2021	FY2022	FY2023	FY2024	
\$512,334	Plans and Engineering	\$512,334	\$512,334	\$0	\$0	\$0	\$0	\$0	\$0	\$0
\$134,400	Land	\$134,400	\$134,400	\$0	\$0	\$0	\$0	\$0	\$0	\$0
\$5,377,600	Construction	\$5,377,600	\$5,377,600	\$0	\$0	\$0	\$0	\$0	\$0	\$0
\$425,782	Overhead	\$425,782	\$425,782	\$0	\$0	\$0	\$0	\$0	\$0	\$0
\$6,450,116	Total	\$6,450,116	\$6,450,116	\$0	\$0	\$0	\$0	\$0	\$0	\$0
More (Less) Than Prior Year Program:		\$0	\$0	\$0	\$0	\$0	\$0	\$0	\$0	\$0

B554100 PT-OF-04

Class: Watershed Protection & Restor.

FY2019

Council Approved

Project Status

1. Current status of this project: Active
2. Action taken in Current Fiscal Year: Initiated Design
3. Action required to complete this project: Complete Design, Right of Way Acquisition, Construction and Performance

Change from Prior Year

1. Change in Name or Description: None
2. Change in Total Project Cost: None
3. Change in Scope: None
4. Change in Timing: None

Estimated Operating Budget Impact: Indeterminate

Initial Total Project Cost Estimate

FY 2014 \$6,617,100

Financial Activity

	Expended	Encumbered	Total
April 1, 2017	\$274,101	\$209,329	\$483,430
April 1, 2018	\$406,624	\$336,622	\$743,246

Prior Year Project Total	Funding	Project Total	Prior Approval	Budget FY2019	Capital Program (\$000)					Beyond 6 Years
					FY2020	FY2021	FY2022	FY2023	FY2024	
\$6,450,116	WPRF Bonds	\$6,450,116	\$6,450,116	\$0	\$0	\$0	\$0	\$0	\$0	\$0
\$6,450,116	Total	\$6,450,116	\$6,450,116	\$0	\$0	\$0	\$0	\$0	\$0	\$0
More (Less) Than Prior Year Program:		\$0	\$0	\$0	\$0	\$0	\$0	\$0	\$0	\$0

B554300 PT-ST-04

Class: Watershed Protection & Restor.

FY2019

Council Approved

Description

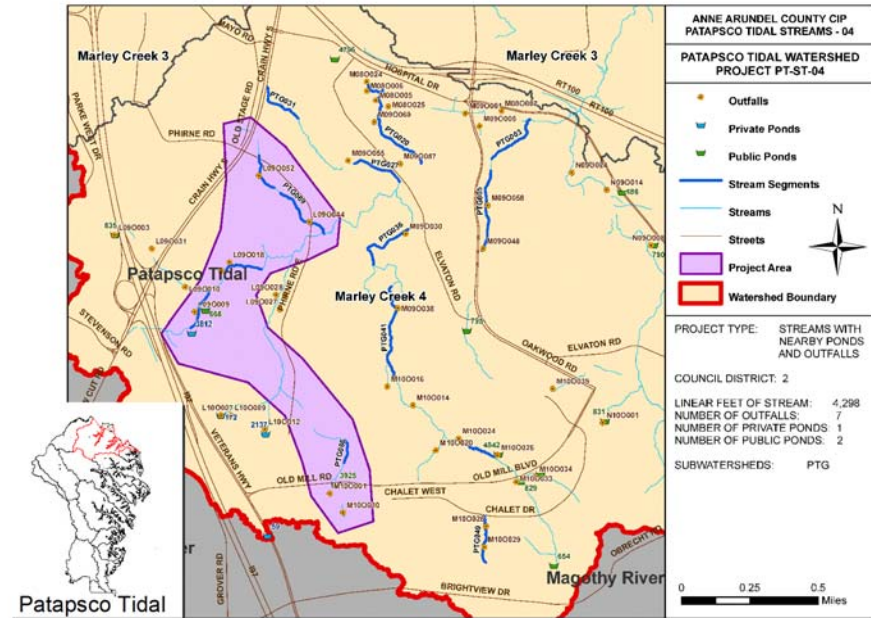
Patapsco Tidal - Streams with Nearby Outfalls & Ponds - Project Group: 04 - Priority Rating: Orange

This project is for the design and construction for stormwater management infrastructure improvements necessary to comply with Federal and State clean water requirements. This project includes restoration and improvements to approximately 7 Outfalls, 1 Private Pond, 2 Public Ponds and 6 Stream Segments (4,298 Lineal Feet).

Benefit

Water Quality Improvement and Regulatory Compliance

Amendment History



Prior Year Project Total	Phase	Project Total	Prior Approval	Budget FY2019	Capital Program (\$000)					Beyond 6 Years
					FY2020	FY2021	FY2022	FY2023	FY2024	
\$1,196,200	Plans and Engineering	\$1,186,200	\$1,196,200	(\$10,000)	\$0	\$0	\$0	\$0	\$0	\$0
\$60,000	Land	\$60,000	\$60,000	\$0	\$0	\$0	\$0	\$0	\$0	\$0
\$0	Construction	\$10,000	\$0	\$10,000	\$0	\$0	\$0	\$0	\$0	\$0
\$69,700	Overhead	\$69,700	\$69,700	\$0	\$0	\$0	\$0	\$0	\$0	\$0
\$1,325,900	Total	\$1,325,900	\$1,325,900	\$0	\$0	\$0	\$0	\$0	\$0	\$0
More (Less) Than Prior Year Program:		\$0	\$0	\$0	\$0	\$0	\$0	\$0	\$0	\$0

B554300 PT-ST-04

Class: Watershed Protection & Restor.

FY2019

Council Approved

Project Status

1. Current status of this project: Active
2. Action taken in Current Fiscal Year: Design
3. Action required to complete this project: Design, Right of Way Acquisition, Construction and Performance

Change from Prior Year

1. Change in Name or Description: None
2. Change in Total Project Cost: Shift \$10,000 between phases
3. Change in Scope: None
4. Change in Timing: None

Estimated Operating Budget Impact: Indeterminate

Initial Total Project Cost Estimate

FY 2014 \$7,085,300

Financial Activity

	Expended	Encumbered	Total
April 1, 2017	\$107,478	\$350,501	\$457,979
April 1, 2018	\$407,525	\$68,175	\$475,700

Prior Year Project Total	Funding	Project Total	Prior Approval	Budget FY2019	Capital Program (\$000)					Beyond 6 Years
					FY2020	FY2021	FY2022	FY2023	FY2024	
\$1,325,900	WPRF Bonds	\$1,325,900	\$1,325,900	\$0	\$0	\$0	\$0	\$0	\$0	\$0
\$1,325,900	Total	\$1,325,900	\$1,325,900	\$0	\$0	\$0	\$0	\$0	\$0	\$0
More (Less) Than Prior Year Program:		\$0	\$0	\$0	\$0	\$0	\$0	\$0	\$0	\$0

B554400 PT-ST-05

Class: Watershed Protection & Restor.

FY2019

Council Approved

Description

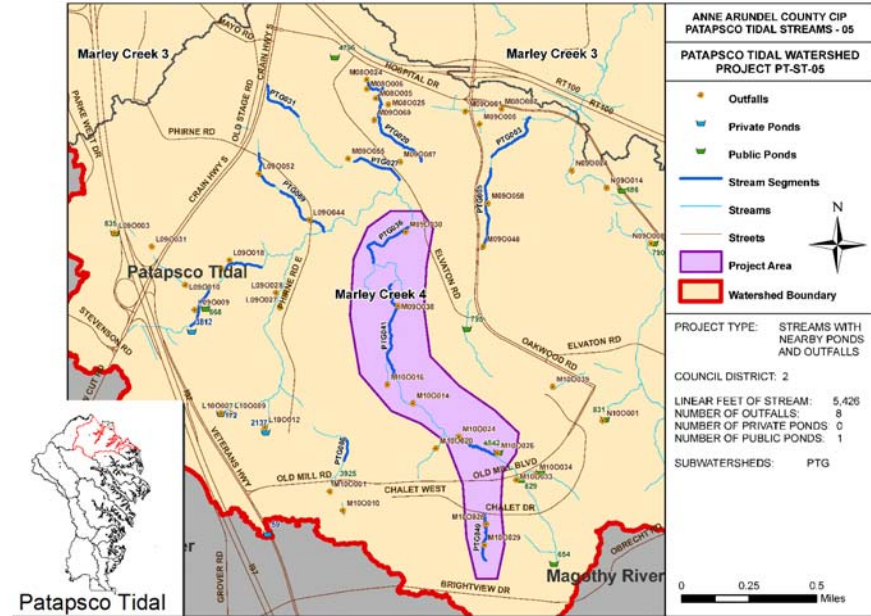
Patapsco Tidal - Streams with Nearby Outfalls & Ponds - Project Group: 05 - Priority Rating: Orange

This project is for the design and construction for stormwater management infrastructure improvements necessary to comply with Federal and State clean water requirements. This project includes restoration and improvements to approximately 8 Outfalls, 1 Public Pond and 7 Stream Segments (5,426 Lineal Feet).

Benefit

Water Quality Improvement and Regulatory Compliance

Amendment History



Prior Year Project Total	Phase	Project Total	Prior Approval	Budget FY2019	Capital Program (\$000)					Beyond 6 Years
					FY2020	FY2021	FY2022	FY2023	FY2024	
\$1,034,100	Plans and Engineering	\$1,034,100	\$1,034,100	\$0	\$0	\$0	\$0	\$0	\$0	\$0
\$60,000	Land	\$360,000	\$60,000	\$300,000	\$0	\$0	\$0	\$0	\$0	\$0
\$10,000	Construction	\$660,000	\$10,000	\$650,000	\$0	\$0	\$0	\$0	\$0	\$0
\$44,400	Overhead	\$94,400	\$44,400	\$50,000	\$0	\$0	\$0	\$0	\$0	\$0
\$1,148,500	Total	\$2,148,500	\$1,148,500	\$1,000,000	\$0	\$0	\$0	\$0	\$0	\$0
More (Less) Than Prior Year Program:		\$1,000,000	\$0	\$1,000,000	\$0	\$0	\$0	\$0	\$0	\$0

B554400 PT-ST-05

Class: Watershed Protection & Restor.

FY2019

Council Approved

Project Status

1. Current status of this project: Active
2. Action taken in Current Fiscal Year: Design
3. Action required to complete this project: Design, Right of Way Acquisition, Construction and Performance

Change from Prior Year

1. Change in Name or Description: None
2. Change in Total Project Cost: Increase of \$1,000,000.
3. Change in Scope: None
4. Change in Timing: None

Estimated Operating Budget Impact: Indeterminate

Initial Total Project Cost Estimate

FY 2014 \$4,510,200

Financial Activity

	Expended	Encumbered	Total
April 1, 2017	\$7,146	\$204,309	\$211,454
April 1, 2018	\$162,021	\$58,976	\$220,997

Prior Year Project Total	Funding	Project Total	Prior Approval	Budget FY2019	Capital Program (\$000)					Beyond 6 Years
					FY2020	FY2021	FY2022	FY2023	FY2024	
\$1,148,500	WPRF Bonds	\$2,148,500	\$1,148,500	\$1,000,000	\$0	\$0	\$0	\$0	\$0	\$0
\$1,148,500	Total	\$2,148,500	\$1,148,500	\$1,000,000	\$0	\$0	\$0	\$0	\$0	\$0
More (Less) Than Prior Year Program:		\$1,000,000	\$0	\$1,000,000	\$0	\$0	\$0	\$0	\$0	\$0

B554800 PT-ST-07

Class: Watershed Protection & Restor.

FY2019

Council Approved

Description

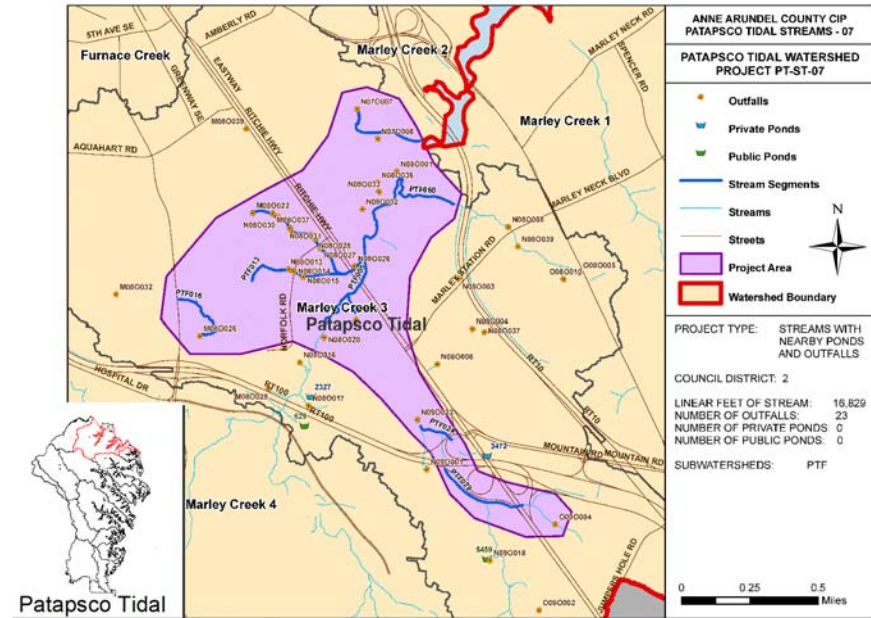
Patapsco Tidal - Streams with Nearby Outfalls & Ponds - Project Group: 07 - Priority Rating: Red

This project is for the design and construction for stormwater management infrastructure improvements necessary to comply with Federal and State clean water requirements. This project includes restoration and improvements to approximately 23 Outfalls and 16 Stream Segments (16,829 Lineal Feet).

Benefit

Water Quality Improvement and Regulatory Compliance

Amendment History



Prior Year Project Total	Phase	Project Total	Prior Approval	Budget FY2019	Capital Program (\$000)					Beyond 6 Years
					FY2020	FY2021	FY2022	FY2023	FY2024	
\$4,060,500	Plans and Engineering	\$4,060,500	\$4,060,500	\$0	\$0	\$0	\$0	\$0	\$0	\$0
\$70,000	Land	\$70,000	\$70,000	\$0	\$0	\$0	\$0	\$0	\$0	\$0
\$1,000,000	Construction	\$1,000,000	\$1,000,000	\$0	\$0	\$0	\$0	\$0	\$0	\$0
\$359,100	Overhead	\$438,100	\$359,100	\$79,000	\$0	\$0	\$0	\$0	\$0	\$0
\$5,489,600	Total	\$5,568,600	\$5,489,600	\$79,000	\$0	\$0	\$0	\$0	\$0	\$0
More (Less) Than Prior Year Program:		\$79,000	\$0	\$79,000	\$0	\$0	\$0	\$0	\$0	\$0

B554800 PT-ST-07

Class: Watershed Protection & Restor.

FY2019

Council Approved

Project Status

1. Current status of this project: Active
2. Action taken in Current Fiscal Year: Design
3. Action required to complete this project: Design, Right of Way Acquisition, Construction and Performance

Change from Prior Year

1. Change in Name or Description: None
2. Change in Total Project Cost: Increase of \$79,000
3. Change in Scope: None
4. Change in Timing: None

Estimated Operating Budget Impact: Indeterminate

Initial Total Project Cost Estimate

FY 2014 \$29,377,500

Financial Activity

	Expended	Encumbered	Total
April 1, 2017	\$355,947	\$513,377	\$869,324
April 1, 2018	\$755,162	\$276,747	\$1,031,909

Prior Year Project Total	Funding	Project Total	Prior Approval	Budget FY2019	Capital Program (\$000)					Beyond 6 Years
					FY2020	FY2021	FY2022	FY2023	FY2024	
\$5,489,600	WPRF Bonds	\$5,568,600	\$5,489,600	\$79,000	\$0	\$0	\$0	\$0	\$0	\$0
\$5,489,600	Total	\$5,568,600	\$5,489,600	\$79,000	\$0	\$0	\$0	\$0	\$0	\$0
More (Less) Than Prior Year Program:		\$79,000	\$0	\$79,000	\$0	\$0	\$0	\$0	\$0	\$0

B554900 PT-OF-08

Class: Watershed Protection & Restor.

FY2019

Council Approved

Description

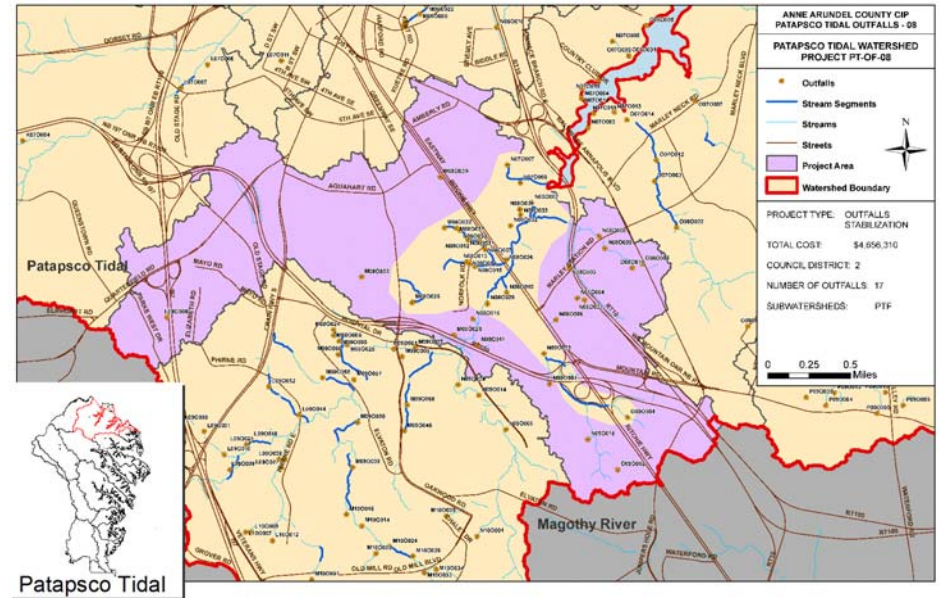
Patapsco Tidal - Stand Alone Outfalls - Project Group: 08 - Priority Rating: Red

This project is for the design and construction for stormwater management infrastructure improvements necessary to comply with Federal and State clean water requirements. This project includes restoration and improvements to approximately 17 Outfalls.

Benefit

Water Quality Improvement and Regulatory Compliance

Amendment History



Prior Year Project Total	Phase	Project Total	Prior Approval	Budget FY2019	Capital Program (\$000)					Beyond 6 Years
					FY2020	FY2021	FY2022	FY2023	FY2024	
\$310,569	Plans and Engineering	\$310,569	\$310,569	\$0	\$0	\$0	\$0	\$0	\$0	\$0
\$94,600	Land	\$94,600	\$94,600	\$0	\$0	\$0	\$0	\$0	\$0	\$0
\$1,820,400	Construction	\$1,820,400	\$1,820,400	\$0	\$0	\$0	\$0	\$0	\$0	\$0
\$158,949	Overhead	\$158,949	\$158,949	\$0	\$0	\$0	\$0	\$0	\$0	\$0
\$2,384,518	Total	\$2,384,518	\$2,384,518	\$0	\$0	\$0	\$0	\$0	\$0	\$0
More (Less) Than Prior Year Program:		\$0	\$0	\$0	\$0	\$0	\$0	\$0	\$0	\$0

B554900 PT-OF-08

Class: Watershed Protection & Restor.

FY2019

Council Approved

Project Status

1. Current status of this project: Active
2. Action taken in Current Fiscal Year: Design
3. Action required to complete this project: Design, Right of Way Acquisition, Construction and Performance

Change from Prior Year

1. Change in Name or Description: None
2. Change in Total Project Cost: None
3. Change in Scope: None
4. Change in Timing: None

Estimated Operating Budget Impact: Indeterminate

Initial Total Project Cost Estimate

FY 2014 \$4,656,300

Financial Activity

	Expended	Encumbered	Total
April 1, 2017	\$8,367	\$0	\$8,367
April 1, 2018	\$8,367	\$0	\$8,367

Prior Year Project Total	Funding	Project Total	Prior Approval	Budget FY2019	Capital Program (\$000)					Beyond 6 Years	
					FY2020	FY2021	FY2022	FY2023	FY2024		
\$2,384,518	WPRF Bonds	\$2,384,518	\$2,384,518	\$0	\$0	\$0	\$0	\$0	\$0	\$0	\$0
\$2,384,518	Total	\$2,384,518	\$2,384,518	\$0	\$0	\$0	\$0	\$0	\$0	\$0	\$0
More (Less) Than Prior Year Program:		\$0	\$0	\$0	\$0	\$0	\$0	\$0	\$0	\$0	\$0

B555100 PT-OF-10

Class: Watershed Protection & Restor.

FY2019

Council Approved

Description

Patapsco Tidal - Stand Alone Outfalls - Project Group: 10 - Priority Rating: Orange

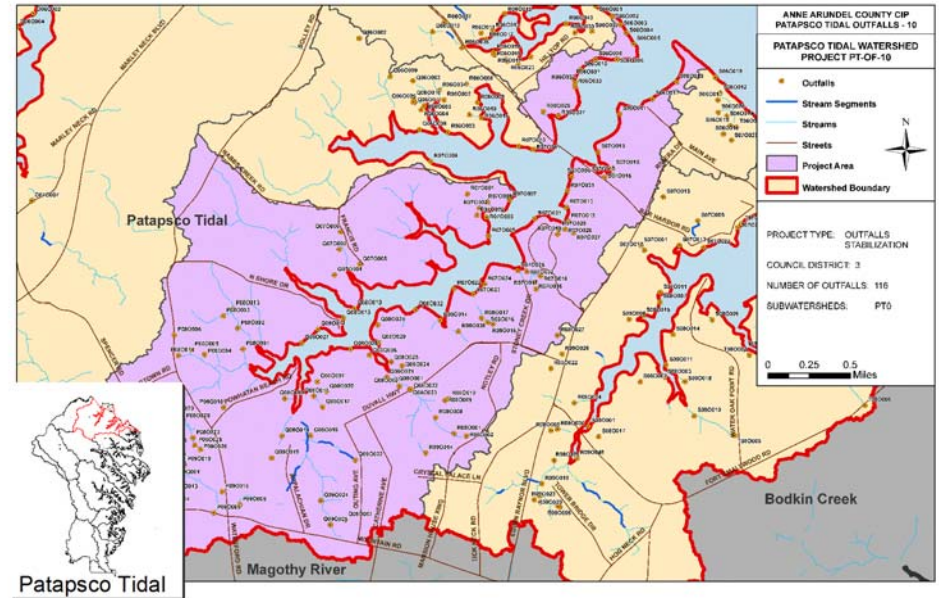
This project is for the design and construction for stormwater management infrastructure improvements necessary to comply with Federal and State clean water requirements. This project includes restoration and improvements to approximately 116 Outfalls.

Benefit

Water Quality Improvement and Regulatory Compliance

Amendment History

Removed \$18,652,200 in FY20 via AMD #85 to Bill 23-14.



Prior Year Project Total	Phase	Project Total	Prior Approval	Budget FY2019	Capital Program (\$000)					Beyond 6 Years
					FY2020	FY2021	FY2022	FY2023	FY2024	
\$171,800	Plans and Engineering	\$171,800	\$171,800	\$0	\$0	\$0	\$0	\$0	\$0	\$0
\$0	Land	\$0	\$0	\$0	\$0	\$0	\$0	\$0	\$0	\$0
\$0	Construction	\$0	\$0	\$0	\$0	\$0	\$0	\$0	\$0	\$0
\$0	Overhead	\$0	\$0	\$0	\$0	\$0	\$0	\$0	\$0	\$0
\$171,800	Total	\$171,800	\$171,800	\$0	\$0	\$0	\$0	\$0	\$0	\$0
More (Less) Than Prior Year Program:		\$0	\$0	\$0	\$0	\$0	\$0	\$0	\$0	\$0

B555100 PT-OF-10

Class: Watershed Protection & Restor.

FY2019

Council Approved

Project Status

1. Current status of this project: Active
2. Action taken in Current Fiscal Year: Design initiation.
3. Action required to complete this project: Design, Right of Way Acquisition, Construction and Performance

Change from Prior Year

1. Change in Name or Description: None
2. Change in Total Project Cost: None.
3. Change in Scope: None
4. Change in Timing: None.

Estimated Operating Budget Impact: Indeterminate

Initial Total Project Cost Estimate

FY 2014 \$0

Financial Activity

	Expended	Encumbered	Total
April 1, 2017	\$23,256	\$35,216	\$58,472
April 1, 2018	\$74,768	\$77,354	\$152,122

Prior Year Project Total	Funding	Project Total	Prior Approval	Budget FY2019	Capital Program (\$000)					Beyond 6 Years
					FY2020	FY2021	FY2022	FY2023	FY2024	
\$171,800	WPRF Bonds	\$171,800	\$171,800	\$0	\$0	\$0	\$0	\$0	\$0	\$0
\$171,800	Total	\$171,800	\$171,800	\$0	\$0	\$0	\$0	\$0	\$0	\$0
More (Less) Than Prior Year Program:		\$0	\$0	\$0	\$0	\$0	\$0	\$0	\$0	\$0

B555300 PN-OF-01

Class: Watershed Protection & Restor.

FY2019

Council Approved

Description

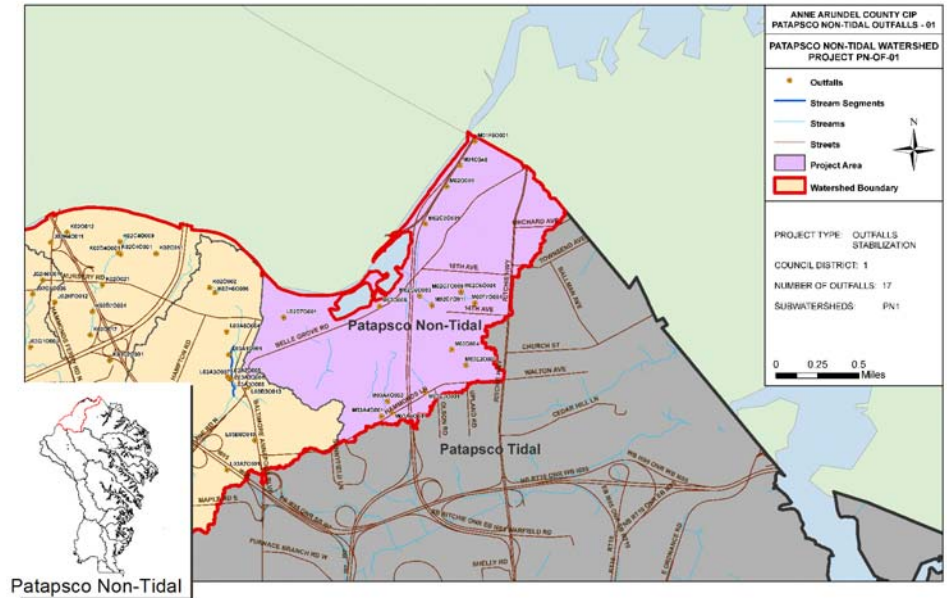
Patapsco Non-tidal - Stand Alone Outfalls - Project Group: 01 - Priority Rating: Red

This project is for the design and construction for stormwater management infrastructure improvements necessary to comply with Federal and State clean water requirements. This project includes restoration and improvements to approximately 17 Outfalls.

Benefit

Water Quality Improvement and Regulatory Compliance

Amendment History



Prior Year Project Total	Phase	Project Total	Prior Approval	Budget FY2019	Capital Program (\$000)					Beyond 6 Years
					FY2020	FY2021	FY2022	FY2023	FY2024	
\$800,000	Plans and Engineering	\$630,513	\$630,513	\$0	\$0	\$0	\$0	\$0	\$0	\$0
\$100,000	Land	\$100,000	\$100,000	\$0	\$0	\$0	\$0	\$0	\$0	\$0
\$3,426,900	Construction	\$3,426,900	\$3,426,900	\$0	\$0	\$0	\$0	\$0	\$0	\$0
\$302,900	Overhead	\$294,866	\$294,866	\$0	\$0	\$0	\$0	\$0	\$0	\$0
\$4,629,800	Total	\$4,452,280	\$4,452,280	\$0	\$0	\$0	\$0	\$0	\$0	\$0
More (Less) Than Prior Year Program:		(\$177,520)	(\$177,520)	\$0	\$0	\$0	\$0	\$0	\$0	\$0

B555300 PN-OF-01

Class: Watershed Protection & Restor.

FY2019

Council Approved

Project Status

1. Current status of this project: Active
2. Action taken in Current Fiscal Year: Design and Construction
3. Action required to complete this project: Design, Right of Way Acquisition, Construction and Performance

Change from Prior Year

1. Change in Name or Description: None
2. Change in Total Project Cost: None
3. Change in Scope: None
4. Change in Timing: None

Estimated Operating Budget Impact: Indeterminate

Initial Total Project Cost Estimate

FY 2014 \$7,884,200

Financial Activity

	Expended	Encumbered	Total
April 1, 2017	\$352,918	\$239,904	\$592,822
April 1, 2018	\$318,646	\$385,963	\$704,609

Prior Year Project Total	Funding	Project Total	Prior Approval	Budget FY2019	Capital Program (\$000)					Beyond 6 Years
					FY2020	FY2021	FY2022	FY2023	FY2024	
\$4,629,800	WPRF Bonds	\$4,452,280	\$4,452,280	\$0	\$0	\$0	\$0	\$0	\$0	\$0
\$4,629,800	Total	\$4,452,280	\$4,452,280	\$0	\$0	\$0	\$0	\$0	\$0	\$0
More (Less) Than Prior Year Program:		(\$177,520)	(\$177,520)	\$0	\$0	\$0	\$0	\$0	\$0	\$0

B555400 Patapsco Non-Tidal Outfalls

Class: Watershed Protection & Restor.

FY2019

Council Approved

Description

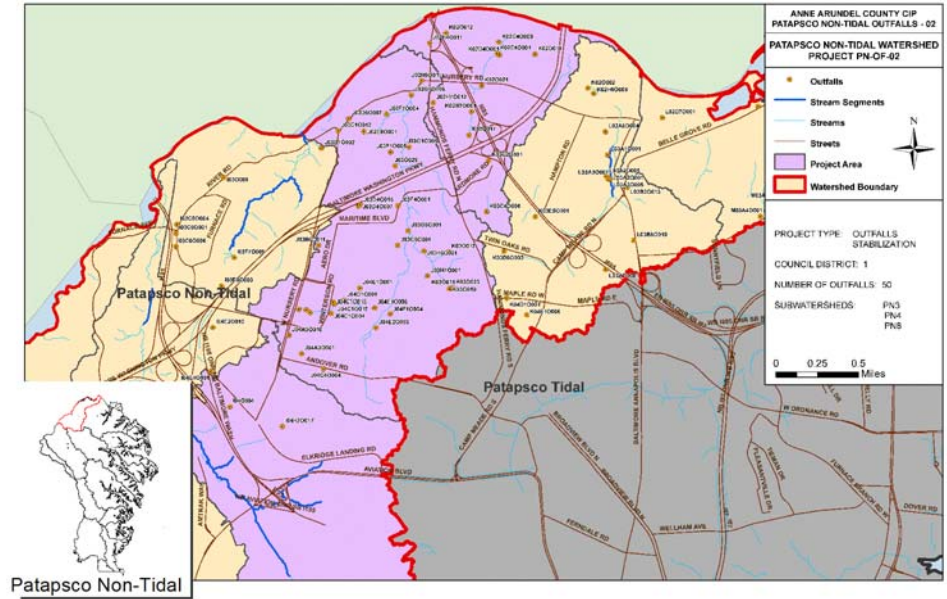
Patapsco Non-tidal - Stand Alone Outfalls - Project Group: 02 - Priority Rating: Orange

This project is for the design and construction for stormwater management infrastructure improvements necessary to comply with Federal and State clean water requirements. This project includes restoration and improvements to approximately 50 Outfalls.

Benefit

Water Quality Improvement and Regulatory Compliance

Amendment History



Prior Year Project Total	Phase	Project Total	Prior Approval	Budget FY2019	Capital Program (\$000)					Beyond 6 Years
					FY2020	FY2021	FY2022	FY2023	FY2024	
\$2,710,900	Plans and Engineering	\$2,710,900	\$2,710,900	\$0	\$0	\$0	\$0	\$0	\$0	\$0
\$110,200	Land	\$458,200	\$110,200	\$348,000	\$0	\$0	\$0	\$0	\$0	\$0
\$3,880,400	Construction	\$3,880,400	\$3,880,400	\$0	\$0	\$0	\$0	\$0	\$0	\$0
\$262,900	Overhead	\$280,900	\$262,900	\$18,000	\$0	\$0	\$0	\$0	\$0	\$0
\$6,964,400	Total	\$7,330,400	\$6,964,400	\$366,000	\$0	\$0	\$0	\$0	\$0	\$0
More (Less) Than Prior Year Program:		\$366,000	\$0	\$366,000	\$0	\$0	\$0	\$0	\$0	\$0

B555400 Patapsco Non-Tidal Outfalls

Class: Watershed Protection & Restor.

FY2019

Council Approved

Project Status

1. Current status of this project: Active
2. Action taken in Current Fiscal Year: Initiated design.
3. Action required to complete this project: Design, Right of Way Acquisition, Construction and Performance

Change from Prior Year

1. Change in Name or Description: None
2. Change in Total Project Cost: Increased FY19
3. Change in Scope: None
4. Change in Timing: None.

Estimated Operating Budget Impact: Indeterminate

Initial Total Project Cost Estimate

FY 2014 \$0

Financial Activity

	Expended	Encumbered	Total
April 1, 2017	\$303,520	\$785,957	\$1,089,477
April 1, 2018	\$691,128	\$823,980	\$1,515,108

Prior Year Project Total	Funding	Project Total	Prior Approval	Budget FY2019	Capital Program (\$000)					Beyond 6 Years
					FY2020	FY2021	FY2022	FY2023	FY2024	
\$6,964,400	WPRF Bonds	\$7,330,400	\$6,964,400	\$366,000	\$0	\$0	\$0	\$0	\$0	\$0
\$6,964,400	Total	\$7,330,400	\$6,964,400	\$366,000	\$0	\$0	\$0	\$0	\$0	\$0
More (Less) Than Prior Year Program:		\$366,000	\$0	\$366,000	\$0	\$0	\$0	\$0	\$0	\$0

B555600 PN-PP-01

Class: Watershed Protection & Restor.

FY2019

Council Approved

Description

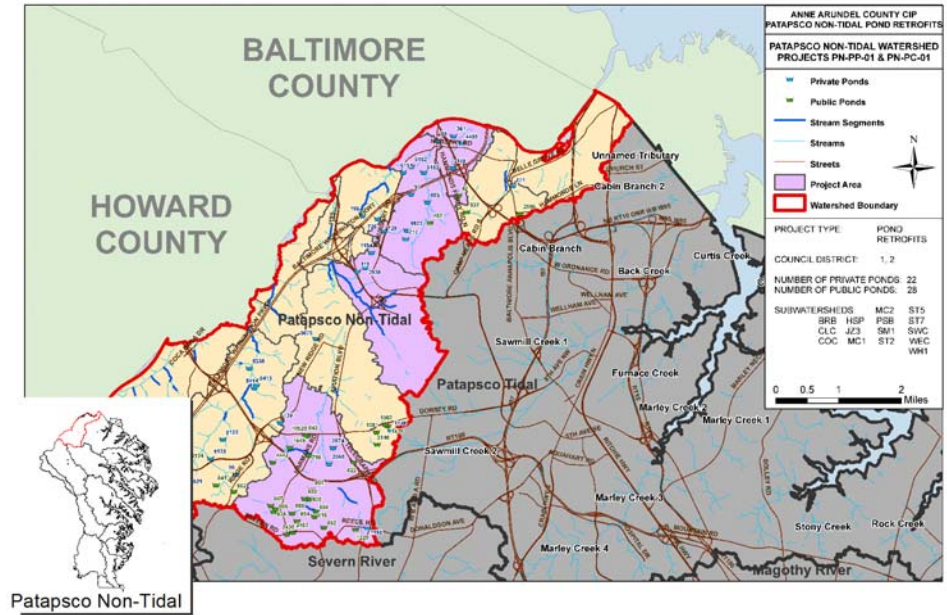
Patapsco Non-tidal - Stand Alone Private Ponds - Project Group: 01 - Priority Rating: Orange

This project is for the design and construction for stormwater management infrastructure improvements necessary to comply with Federal and State clean water requirements. This project includes restoration and improvements to approximately 18 Private Ponds

Benefit

Water Quality Improvement and Regulatory Compliance

Amendment History



Prior Year Project Total	Phase	Project Total	Prior Approval	Budget FY2019	Capital Program (\$000)					Beyond 6 Years
					FY2020	FY2021	FY2022	FY2023	FY2024	
\$538,000	Plans and Engineering	\$537,890	\$537,890	\$0	\$0	\$0	\$0	\$0	\$0	\$0
\$107,600	Land	\$197,600	\$107,600	\$90,000	\$0	\$0	\$0	\$0	\$0	\$0
\$2,854,100	Construction	\$4,354,100	\$2,854,100	\$1,500,000	\$0	\$0	\$0	\$0	\$0	\$0
\$346,500	Overhead	\$237,496	\$346,496	(\$109,000)	\$0	\$0	\$0	\$0	\$0	\$0
\$3,846,200	Total	\$5,327,086	\$3,846,086	\$1,481,000	\$0	\$0	\$0	\$0	\$0	\$0
More (Less) Than Prior Year Program:		\$1,480,886	(\$114)	\$1,481,000	\$0	\$0	\$0	\$0	\$0	\$0

B555600 PN-PP-01

Class: Watershed Protection & Restor.

FY2019

Council Approved

Project Status

1. Current status of this project: Active
2. Action taken in Current Fiscal Year: Design and Construction
3. Action required to complete this project: Design, Right of Way Acquisition, Construction and Performance

Change from Prior Year

1. Change in Name or Description: None
2. Change in Total Project Cost: Increased FY19
3. Change in Scope: None
4. Change in Timing: None.

Estimated Operating Budget Impact: Indeterminate

Initial Total Project Cost Estimate

FY 2014 \$5,296,200

Financial Activity

	Expended	Encumbered	Total
April 1, 2017	\$1,464,969	\$404,980	\$1,869,948
April 1, 2018	\$1,848,686	\$282,670	\$2,131,356

Prior Year Project Total	Funding	Project Total	Prior Approval	Budget FY2019	Capital Program (\$000)					Beyond 6 Years
					FY2020	FY2021	FY2022	FY2023	FY2024	
\$3,846,200	WPRF Bonds	\$5,327,086	\$3,846,086	\$1,481,000	\$0	\$0	\$0	\$0	\$0	\$0
\$3,846,200	Total	\$5,327,086	\$3,846,086	\$1,481,000	\$0	\$0	\$0	\$0	\$0	\$0
More (Less) Than Prior Year Program:		\$1,480,886	(\$114)	\$1,481,000	\$0	\$0	\$0	\$0	\$0	\$0

B555700 PN-PC-01

Class: Watershed Protection & Restor.

FY2019

Council Approved

Description

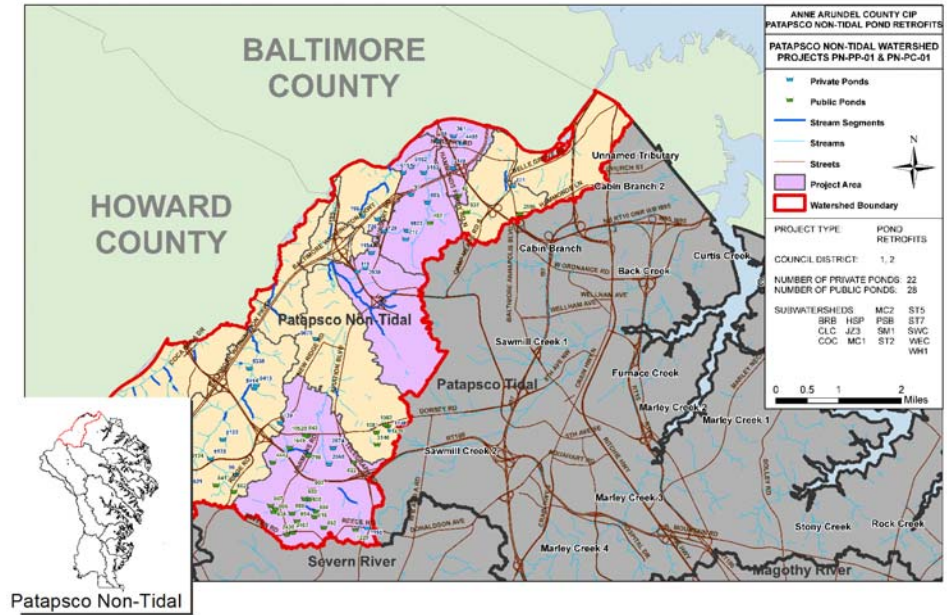
Patapsco Non-tidal - Stand Alone Public Ponds - Project Group: 01 - Priority Rating: Orange

This project is for the design and construction for stormwater management infrastructure improvements necessary to comply with Federal and State clean water requirements. This project includes restoration and improvements to approximately 22 Public Ponds.

Benefit

Water Quality Improvement and Regulatory Compliance

Amendment History



Prior Year Project Total	Phase	Project Total	Prior Approval	Budget FY2019	Capital Program (\$000)					Beyond 6 Years
					FY2020	FY2021	FY2022	FY2023	FY2024	
\$327,900	Plans and Engineering	\$261,691	\$261,691	\$0	\$0	\$0	\$0	\$0	\$0	\$0
\$1,000	Land	\$1,000	\$1,000	\$0	\$0	\$0	\$0	\$0	\$0	\$0
\$3,134,600	Construction	\$4,034,600	\$3,134,600	\$900,000	\$0	\$0	\$0	\$0	\$0	\$0
\$234,600	Overhead	\$231,577	\$231,577	\$0	\$0	\$0	\$0	\$0	\$0	\$0
\$3,698,100	Total	\$4,528,868	\$3,628,868	\$900,000	\$0	\$0	\$0	\$0	\$0	\$0
More (Less) Than Prior Year Program:		\$830,768	(\$69,232)	\$900,000	\$0	\$0	\$0	\$0	\$0	\$0

B555700 PN-PC-01

Class: Watershed Protection & Restor.

FY2019

Council Approved

Project Status

1. Current status of this project: Active
2. Action taken in Current Fiscal Year: Design and Construction
3. Action required to complete this project: Design, Right of Way Acquisition, Construction and Performance

Change from Prior Year

1. Change in Name or Description: None
2. Change in Total Project Cost: Additional construction anticipated for FY19
3. Change in Scope: None
4. Change in Timing: None.

Estimated Operating Budget Impact: Indeterminate

Initial Total Project Cost Estimate

FY 2014 \$3,158,100

Financial Activity

	Expended	Encumbered	Total
April 1, 2017	\$1,376,436	\$453,708	\$1,830,143
April 1, 2018	\$1,495,949	\$406,015	\$1,901,964

Prior Year Project Total	Funding	Project Total	Prior Approval	Budget FY2019	Capital Program (\$000)					Beyond 6 Years
					FY2020	FY2021	FY2022	FY2023	FY2024	
\$3,637,100	WPRF Bonds	\$4,467,868	\$3,567,868	\$900,000	\$0	\$0	\$0	\$0	\$0	\$0
\$61,000	Other State Grants	\$61,000	\$61,000	\$0	\$0	\$0	\$0	\$0	\$0	\$0
\$3,698,100	Total	\$4,528,868	\$3,628,868	\$900,000	\$0	\$0	\$0	\$0	\$0	\$0
More (Less) Than Prior Year Program:		\$830,768	(\$69,232)	\$900,000	\$0	\$0	\$0	\$0	\$0	\$0

B555800 BK-ST-01

Class: Watershed Protection & Restor.

FY2019

Council Approved

Description

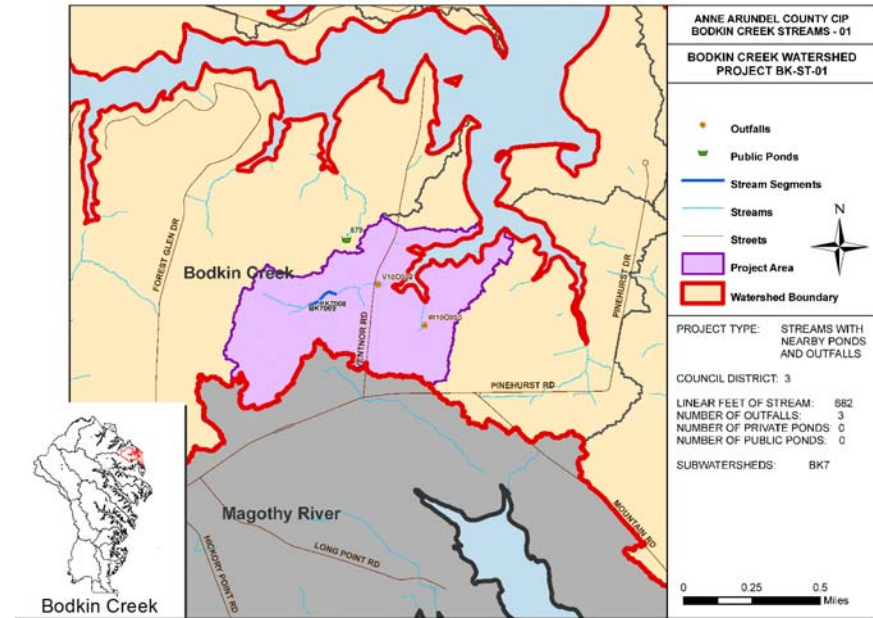
Bodkin Creek - Streams with Nearby Outfalls & Ponds - Project Group: 01 - Priority Rating: Red

This project is for the design and construction for stormwater management infrastructure improvements necessary to comply with Federal and State clean water requirements. This project includes restoration and improvements to approximately 3 Outfalls and 2 Stream Segments (682 Lineal Feet).

Benefit

Water Quality Improvement and Regulatory Compliance

Amendment History



Prior Year Project Total	Phase	Project Total	Prior Approval	Budget FY2019	Capital Program (\$000)					Beyond 6 Years
					FY2020	FY2021	FY2022	FY2023	FY2024	
\$166,500	Plans and Engineering	\$166,500	\$166,500	\$0	\$0	\$0	\$0	\$0	\$0	\$0
\$43,700	Land	\$43,700	\$43,700	\$0	\$0	\$0	\$0	\$0	\$0	\$0
\$87,500	Construction	\$87,500	\$87,500	\$0	\$0	\$0	\$0	\$0	\$0	\$0
\$20,900	Overhead	\$20,900	\$20,900	\$0	\$0	\$0	\$0	\$0	\$0	\$0
\$318,600	Total	\$318,600	\$318,600	\$0	\$0	\$0	\$0	\$0	\$0	\$0
More (Less) Than Prior Year Program:		\$0	\$0	\$0	\$0	\$0	\$0	\$0	\$0	\$0

B555800 BK-ST-01

Class: Watershed Protection & Restor.

FY2019

Council Approved

Project Status

1. Current status of this project: Active
2. Action taken in Current Fiscal Year: None.
3. Action required to complete this project: Design, Right of Way Acquisition, Construction and Performance

Change from Prior Year

1. Change in Name or Description: None
2. Change in Total Project Cost: None.
3. Change in Scope: None
4. Change in Timing: None

Estimated Operating Budget Impact: Indeterminate

Initial Total Project Cost Estimate

FY 2014 \$1,182,000

Financial Activity

Expended	Encumbered	Total	
April 1, 2017	\$229	\$0	\$229
April 1, 2018	\$229	\$73,254	\$73,483

Prior Year Project Total	Funding	Project Total	Prior Approval	Budget FY2019	Capital Program (\$000)					Beyond 6 Years
					FY2020	FY2021	FY2022	FY2023	FY2024	
\$318,600	WPRF Bonds	\$318,600	\$318,600	\$0	\$0	\$0	\$0	\$0	\$0	\$0
\$318,600	Total	\$318,600	\$318,600	\$0	\$0	\$0	\$0	\$0	\$0	\$0
More (Less) Than Prior Year Program:		\$0	\$0	\$0	\$0	\$0	\$0	\$0	\$0	\$0

B556100 BK-PC-01

Class: Watershed Protection & Restor.

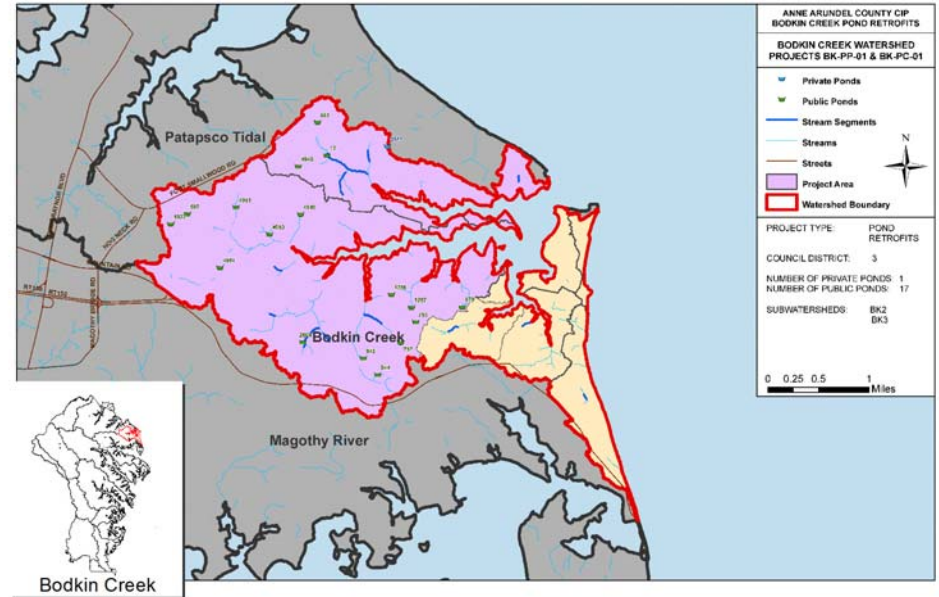
FY2019

Council Approved

Description

Bodkin Creek - Stand Alone Public Ponds - Project Group: 01 - Priority Rating: Orange

This project is for the design and construction for stormwater management infrastructure improvements necessary to comply with Federal and State clean water requirements. This project includes restoration and improvements to approximately 17 Public Ponds.



Benefit

Water Quality Improvement and Regulatory Compliance

Amendment History

Prior Year Project Total	Phase	Project Total	Prior Approval	Budget FY2019	Capital Program (\$000)					Beyond 6 Years
					FY2020	FY2021	FY2022	FY2023	FY2024	
\$205,567	Plans and Engineering	\$205,567	\$205,567	\$0	\$0	\$0	\$0	\$0	\$0	\$0
\$1,000	Land	\$1,000	\$1,000	\$0	\$0	\$0	\$0	\$0	\$0	\$0
\$2,193,700	Construction	\$2,193,700	\$2,193,700	\$0	\$0	\$0	\$0	\$0	\$0	\$0
\$169,721	Overhead	\$169,721	\$169,721	\$0	\$0	\$0	\$0	\$0	\$0	\$0
\$2,569,989	Total	\$2,569,989	\$2,569,989	\$0	\$0	\$0	\$0	\$0	\$0	\$0
More (Less) Than Prior Year Program:		\$0	\$0	\$0	\$0	\$0	\$0	\$0	\$0	\$0

B556100 BK-PC-01

Class: Watershed Protection & Restor.

FY2019

Council Approved

Project Status

1. Current status of this project: Active
2. Action taken in Current Fiscal Year: Design and Construction
3. Action required to complete this project: Design, Right of Way Acquisition, Construction and Performance

Change from Prior Year

1. Change in Name or Description: None
2. Change in Total Project Cost: None
3. Change in Scope: None
4. Change in Timing: None

Estimated Operating Budget Impact: Indeterminate

Initial Total Project Cost Estimate

FY 2014 \$2,641,800

Financial Activity

	Expended	Encumbered	Total
April 1, 2017	\$795,580	\$455,061	\$1,250,641
April 1, 2018	\$1,826,029	\$527,188	\$2,353,216

Prior Year Project Total	Funding	Project Total	Prior Approval	Budget FY2019	Capital Program (\$000)					Beyond 6 Years
					FY2020	FY2021	FY2022	FY2023	FY2024	
\$2,569,989	WPRF Bonds	\$2,569,989	\$2,569,989	\$0	\$0	\$0	\$0	\$0	\$0	\$0
\$2,569,989	Total	\$2,569,989	\$2,569,989	\$0	\$0	\$0	\$0	\$0	\$0	\$0
More (Less) Than Prior Year Program:		\$0	\$0	\$0	\$0	\$0	\$0	\$0	\$0	\$0

B556200 UP-ST-01

Class: Watershed Protection & Restor.

FY2019

Council Approved

Description

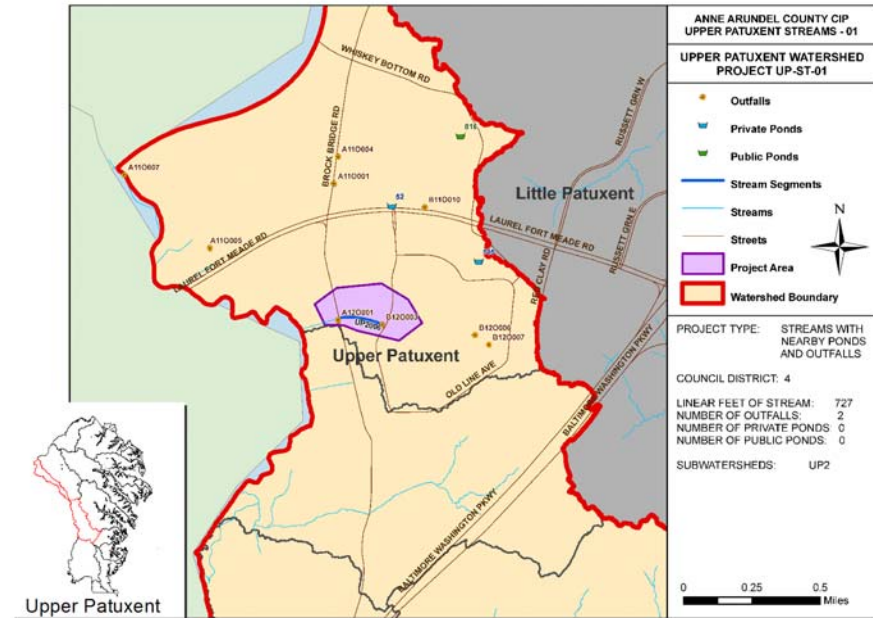
Upper Patuxent - Streams with Nearby Outfalls & Ponds - Project Group: 01 - Priority Rating: Red

This project is for the design and construction for stormwater management infrastructure improvements necessary to comply with Federal and State clean water requirements. This project includes restoration and improvements to approximately 2 Outfalls and 2 Stream Segments (727 Lineal Feet).

Benefit

Water Quality Improvement and Regulatory Compliance

Amendment History



Prior Year Project Total	Phase	Project Total	Prior Approval	Budget FY2019	Capital Program (\$000)					Beyond 6 Years
					FY2020	FY2021	FY2022	FY2023	FY2024	
\$631,100	Plans and Engineering	\$631,100	\$631,100	\$0	\$0	\$0	\$0	\$0	\$0	\$0
\$165,800	Land	\$165,800	\$165,800	\$0	\$0	\$0	\$0	\$0	\$0	\$0
\$0	Construction	\$0	\$0	\$0	\$0	\$0	\$0	\$0	\$0	\$0
\$55,800	Overhead	\$55,800	\$55,800	\$0	\$0	\$0	\$0	\$0	\$0	\$0
\$852,700	Total	\$852,700	\$852,700	\$0	\$0	\$0	\$0	\$0	\$0	\$0
More (Less) Than Prior Year Program:		\$0	\$0	\$0	\$0	\$0	\$0	\$0	\$0	\$0

B556200 UP-ST-01

Class: Watershed Protection & Restor.

FY2019

Council Approved

Project Status

1. Current status of this project: Active
2. Action taken in Current Fiscal Year: Design
3. Action required to complete this project: Design, Right of Way Acquisition, Construction and Performance

Change from Prior Year

1. Change in Name or Description: None
2. Change in Total Project Cost: None.
3. Change in Scope: None
4. Change in Timing: None

Estimated Operating Budget Impact: Indeterminate

Initial Total Project Cost Estimate

FY 2014 \$4,488,600

Financial Activity

	Expended	Encumbered	Total
April 1, 2017	\$145,518	\$36,935	\$182,453
April 1, 2018	\$244,544	\$119,343	\$363,887

Prior Year Project Total	Funding	Project Total	Prior Approval	Budget FY2019	Capital Program (\$000)					Beyond 6 Years
					FY2020	FY2021	FY2022	FY2023	FY2024	
\$852,700	WPRF Bonds	\$852,700	\$852,700	\$0	\$0	\$0	\$0	\$0	\$0	\$0
\$852,700	Total	\$852,700	\$852,700	\$0	\$0	\$0	\$0	\$0	\$0	\$0
More (Less) Than Prior Year Program:		\$0	\$0	\$0	\$0	\$0	\$0	\$0	\$0	\$0

B556300 UP-OF-01

Class: Watershed Protection & Restor.

FY2019 Council Approved

Description

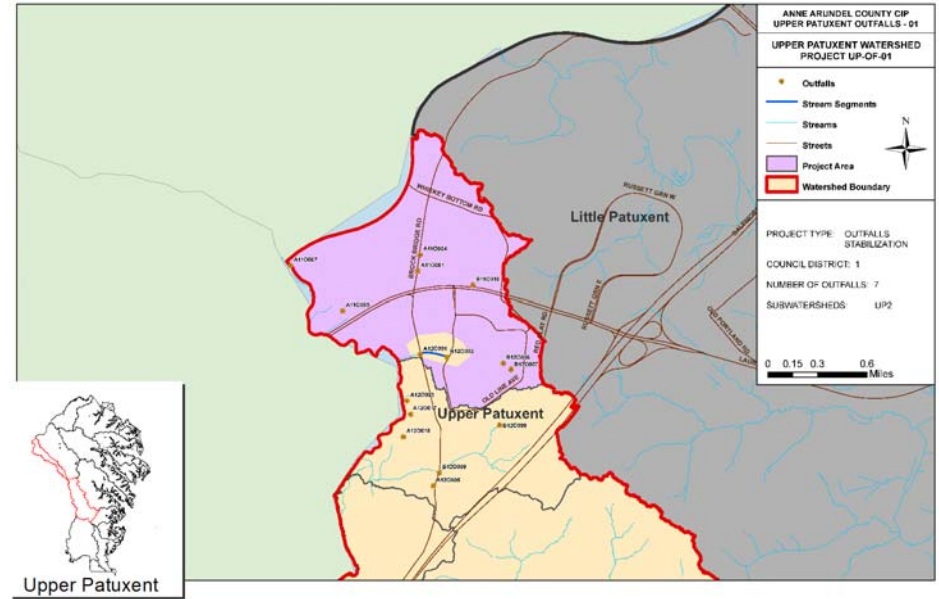
Upper Patuxent - Stand Alone Outfalls - Project Group: 01 - Priority Rating: Red

This project is for the design and construction for stormwater management infrastructure improvements necessary to comply with Federal and State clean water requirements. This project includes restoration and improvements to approximately 7 Outfalls.

Benefit

Water Quality Improvement and Regulatory Compliance

Amendment History



Prior Year Project Total	Phase	Project Total	Prior Approval	Budget FY2019	Capital Program (\$000)					Beyond 6 Years
					FY2020	FY2021	FY2022	FY2023	FY2024	
\$656,200	Plans and Engineering	\$656,200	\$656,200	\$0	\$0	\$0	\$0	\$0	\$0	\$0
\$52,500	Land	\$52,500	\$52,500	\$0	\$0	\$0	\$0	\$0	\$0	\$0
\$1,701,200	Construction	\$1,701,200	\$1,701,200	\$0	\$0	\$0	\$0	\$0	\$0	\$0
\$168,700	Overhead	\$168,700	\$168,700	\$0	\$0	\$0	\$0	\$0	\$0	\$0
\$2,578,600	Total	\$2,578,600	\$2,578,600	\$0	\$0	\$0	\$0	\$0	\$0	\$0
More (Less) Than Prior Year Program:		\$0	\$0	\$0	\$0	\$0	\$0	\$0	\$0	\$0

B556300 UP-OF-01

Class: Watershed Protection & Restor.

FY2019

Council Approved

Project Status

1. Current status of this project: Active
2. Action taken in Current Fiscal Year: Design
3. Action required to complete this project: Design, Right of Way Acquisition, Construction and Performance

Change from Prior Year

1. Change in Name or Description: None
2. Change in Total Project Cost: None
3. Change in Scope: None
4. Change in Timing: None

Estimated Operating Budget Impact: Indeterminate

Initial Total Project Cost Estimate

FY 2014 \$2,578,600

Financial Activity

	Expended	Encumbered	Total
April 1, 2017	\$56,655	\$2,837	\$59,492
April 1, 2018	\$61,617	\$44	\$61,661

Prior Year Project Total	Funding	Project Total	Prior Approval	Budget FY2019	Capital Program (\$000)					Beyond 6 Years
					FY2020	FY2021	FY2022	FY2023	FY2024	
\$2,578,600	WPRF Bonds	\$2,578,600	\$2,578,600	\$0	\$0	\$0	\$0	\$0	\$0	\$0
\$2,578,600	Total	\$2,578,600	\$2,578,600	\$0	\$0	\$0	\$0	\$0	\$0	\$0
More (Less) Than Prior Year Program:		\$0	\$0	\$0	\$0	\$0	\$0	\$0	\$0	\$0

B556400 UP-PP-01

Class: Watershed Protection & Restor.

FY2019

Council Approved

Description

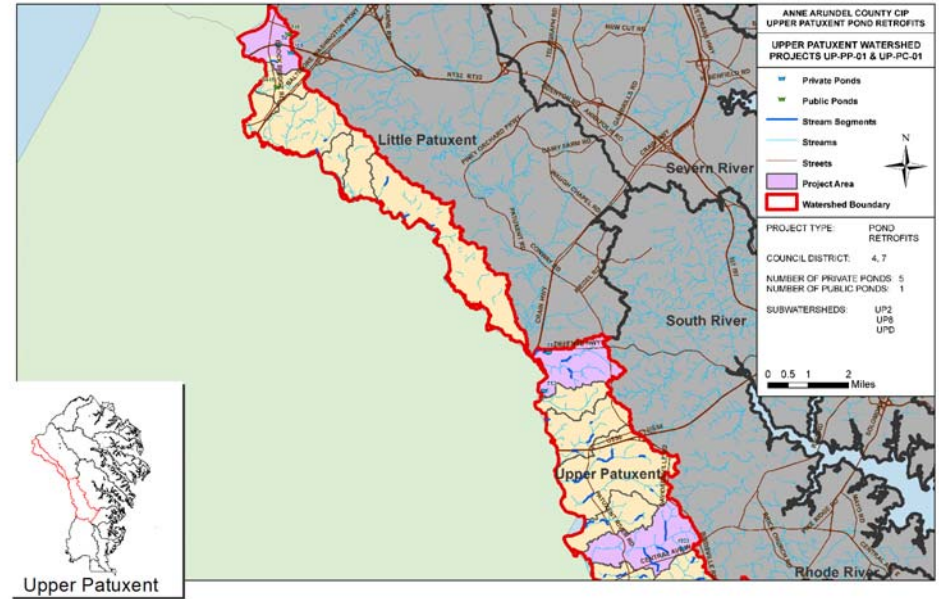
Upper Patuxent - Stand Alone Private Ponds - Project Group: 01 - Priority Rating: Red - Orange

This project is for the design and construction for stormwater management infrastructure improvements necessary to comply with Federal and State clean water requirements. This project includes restoration and improvements to approximately 5 Private Ponds

Benefit

Water Quality Improvement and Regulatory Compliance

Amendment History



Prior Year Project Total	Phase	Project Total	Prior Approval	Budget FY2019	Capital Program (\$000)					Beyond 6 Years
					FY2020	FY2021	FY2022	FY2023	FY2024	
\$102,400	Plans and Engineering	\$2,400	\$102,400	(\$100,000)	\$0	\$0	\$0	\$0	\$0	\$0
\$20,500	Land	\$10,500	\$20,500	(\$10,000)	\$0	\$0	\$0	\$0	\$0	\$0
\$819,600	Construction	\$21,600	\$819,600	(\$798,000)	\$0	\$0	\$0	\$0	\$0	\$0
\$66,000	Overhead	\$16,000	\$66,000	(\$50,000)	\$0	\$0	\$0	\$0	\$0	\$0
\$1,008,500	Total	\$50,500	\$1,008,500	(\$958,000)	\$0	\$0	\$0	\$0	\$0	\$0
More (Less) Than Prior Year Program:		(\$958,000)	\$0	(\$958,000)	\$0	\$0	\$0	\$0	\$0	\$0

B556400 UP-PP-01

Class: Watershed Protection & Restor.

FY2019

Council Approved

Project Status

1. Current status of this project: Active
2. Action taken in Current Fiscal Year: None.
3. Action required to complete this project: Design, Right of Way Acquisition, Construction and Performance

Change from Prior Year

1. Change in Name or Description: None
2. Change in Total Project Cost: Decrease of \$958,000
3. Change in Scope: None
4. Change in Timing: None

Estimated Operating Budget Impact: Indeterminate

Initial Total Project Cost Estimate

FY 2014 \$1,008,500

Financial Activity

Expended	Encumbered	Total
April 1, 2017	\$0	\$0
April 1, 2018	\$0	\$0

Prior Year Project Total	Funding	Project Total	Prior Approval	Budget FY2019	Capital Program (\$000)					Beyond 6 Years
					FY2020	FY2021	FY2022	FY2023	FY2024	
\$1,008,500	WPRF Bonds	\$50,500	\$1,008,500	(\$958,000)	\$0	\$0	\$0	\$0	\$0	\$0
\$1,008,500	Total	\$50,500	\$1,008,500	(\$958,000)	\$0	\$0	\$0	\$0	\$0	\$0
More (Less) Than Prior Year Program:		(\$958,000)	\$0	(\$958,000)	\$0	\$0	\$0	\$0	\$0	\$0

B556500 UP-PC-01

Class: Watershed Protection & Restor.

FY2019

Council Approved

Description

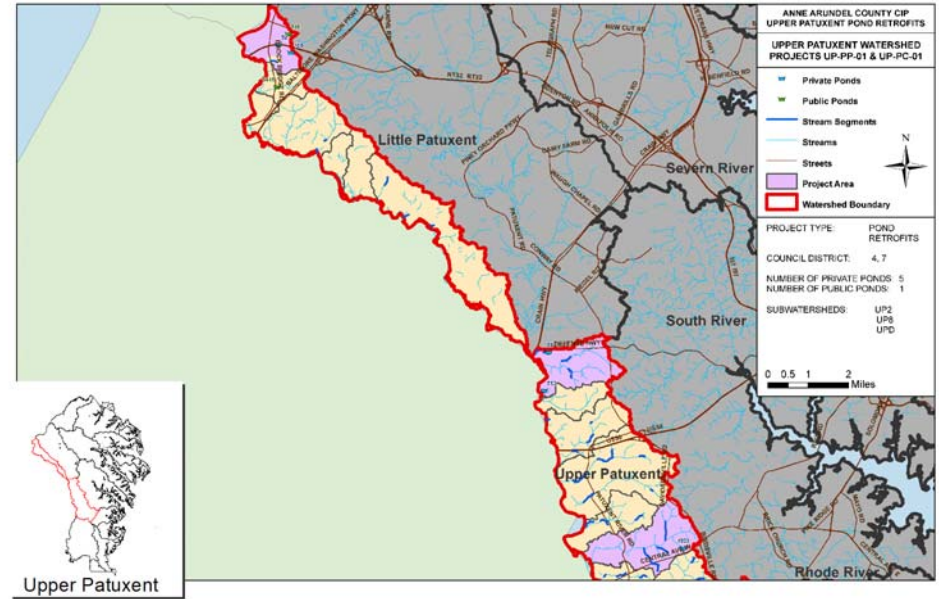
Upper Patuxent - Stand Alone Public Ponds - Project Group: 01 - Priority Rating: Red

This project is for the design and construction for stormwater management infrastructure improvements necessary to comply with Federal and State clean water requirements. This project includes restoration and improvements to approximately 1 Public Pond.

Benefit

Water Quality Improvement and Regulatory Compliance

Amendment History



Prior Year Project Total	Phase	Project Total	Prior Approval	Budget FY2019	Capital Program (\$000)					Beyond 6 Years
					FY2020	FY2021	FY2022	FY2023	FY2024	
\$75,000	Plans and Engineering	\$75,000	\$75,000	\$0	\$0	\$0	\$0	\$0	\$0	\$0
\$1,000	Land	\$1,000	\$1,000	\$0	\$0	\$0	\$0	\$0	\$0	\$0
\$384,300	Construction	\$384,300	\$384,300	\$0	\$0	\$0	\$0	\$0	\$0	\$0
\$30,400	Overhead	\$30,400	\$30,400	\$0	\$0	\$0	\$0	\$0	\$0	\$0
\$490,700	Total	\$490,700	\$490,700	\$0	\$0	\$0	\$0	\$0	\$0	\$0
More (Less) Than Prior Year Program:		\$0	\$0	\$0	\$0	\$0	\$0	\$0	\$0	\$0

B556500 UP-PC-01

Class: Watershed Protection & Restor.

FY2019

Council Approved

Project Status

1. Current status of this project: Active
2. Action taken in Current Fiscal Year: Design and construction
3. Action required to complete this project: Design, Right of Way Acquisition, Construction and Performance

Change from Prior Year

1. Change in Name or Description: None
2. Change in Total Project Cost: None
3. Change in Scope: None
4. Change in Timing: None

Estimated Operating Budget Impact: Indeterminate

Initial Total Project Cost Estimate

FY 2014 \$235,700

Financial Activity

	Expended	Encumbered	Total
April 1, 2017	\$462,741	\$36,208	\$498,949
April 1, 2018	\$485,854	\$21	\$485,875

Prior Year Project Total	Funding	Project Total	Prior Approval	Budget FY2019	Capital Program (\$000)					Beyond 6 Years
					FY2020	FY2021	FY2022	FY2023	FY2024	
\$490,700	WPRF Bonds	\$490,700	\$490,700	\$0	\$0	\$0	\$0	\$0	\$0	\$0
\$490,700	Total	\$490,700	\$490,700	\$0	\$0	\$0	\$0	\$0	\$0	\$0
More (Less) Than Prior Year Program:		\$0	\$0	\$0	\$0	\$0	\$0	\$0	\$0	\$0

B556700 LP-OF-01

Class: Watershed Protection & Restor.

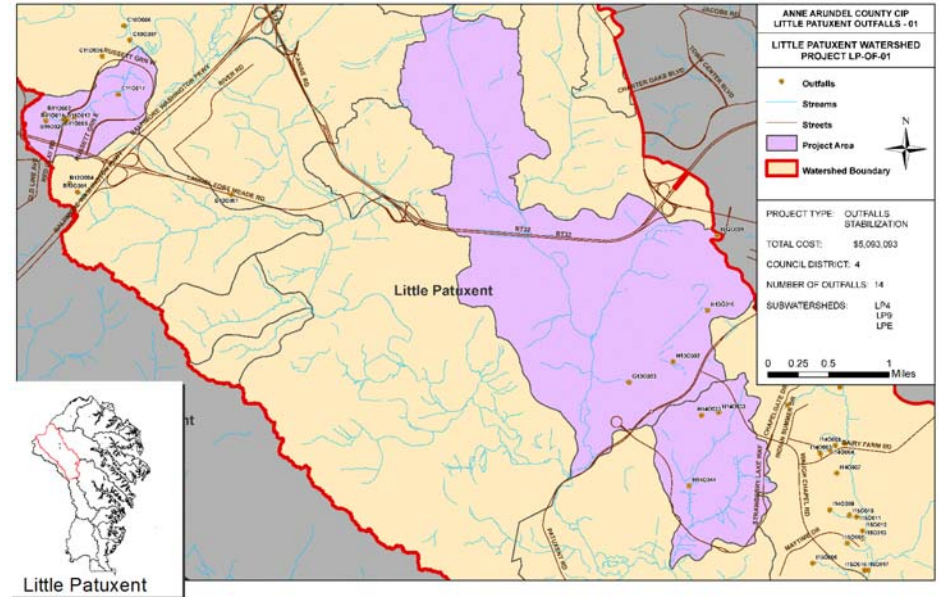
FY2019

Council Approved

Description

Little Patuxent - Stand Alone Outfalls - Project Group: 01 - Priority Rating: Red - Orange

This project is for the design and construction for stormwater management infrastructure improvements necessary to comply with Federal and State clean water requirements. This project includes restoration and improvements to approximately 14 Outfalls.



Benefit

Water Quality Improvement and Regulatory Compliance

Amendment History

Prior Year Project Total	Phase	Project Total	Prior Approval	Budget FY2019	Capital Program (\$000)					Beyond 6 Years
					FY2020	FY2021	FY2022	FY2023	FY2024	
\$543,600	Plans and Engineering	\$543,600	\$543,600	\$0	\$0	\$0	\$0	\$0	\$0	\$0
\$108,700	Land	\$108,700	\$108,700	\$0	\$0	\$0	\$0	\$0	\$0	\$0
\$4,148,600	Construction	\$4,148,600	\$4,148,600	\$0	\$0	\$0	\$0	\$0	\$0	\$0
\$350,100	Overhead	\$350,100	\$350,100	\$0	\$0	\$0	\$0	\$0	\$0	\$0
\$5,151,000	Total	\$5,151,000	\$5,151,000	\$0	\$0	\$0	\$0	\$0	\$0	\$0
More (Less) Than Prior Year Program:		\$0	\$0	\$0	\$0	\$0	\$0	\$0	\$0	\$0

B556700 LP-OF-01

Class: Watershed Protection & Restor.

FY2019

Council Approved

Project Status

1. Current status of this project: Active
2. Action taken in Current Fiscal Year: Design
3. Action required to complete this project: Design, Right of Way Acquisition, Construction and Performance

Change from Prior Year

1. Change in Name or Description: None
2. Change in Total Project Cost: None.
3. Change in Scope: None
4. Change in Timing: None.

Estimated Operating Budget Impact: Indeterminate

Initial Total Project Cost Estimate

FY 2014 \$5,351,000

Financial Activity

	Expended	Encumbered	Total
April 1, 2017	\$2,218	\$0	\$2,218
April 1, 2018	\$8,340	\$73,730	\$82,069

Prior Year Project Total	Funding	Project Total	Prior Approval	Budget FY2019	Capital Program (\$000)					Beyond 6 Years
					FY2020	FY2021	FY2022	FY2023	FY2024	
\$5,151,000	WPRF Bonds	\$5,151,000	\$5,151,000	\$0	\$0	\$0	\$0	\$0	\$0	\$0
\$5,151,000	Total	\$5,151,000	\$5,151,000	\$0	\$0	\$0	\$0	\$0	\$0	\$0
More (Less) Than Prior Year Program:		\$0	\$0	\$0	\$0	\$0	\$0	\$0	\$0	\$0

B556800 LP-OF-02

Class: Watershed Protection & Restor.

FY2019

Council Approved

Description

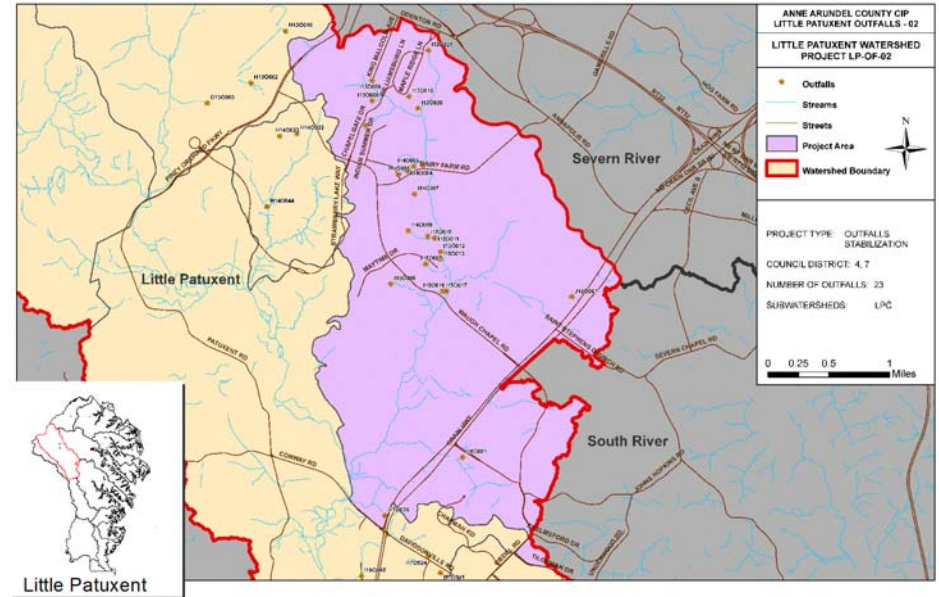
Little Patuxent - Stand Alone Outfalls - Project Group: 02 - Priority Rating: Red

This project is for the design and construction for stormwater management infrastructure improvements necessary to comply with Federal and State clean water requirements. This project includes restoration and improvements to approximately 23 Outfalls.

Benefit

Water Quality Improvement and Regulatory Compliance

Amendment History



Prior Year Project Total	Phase	Project Total	Prior Approval	Budget FY2019	Capital Program (\$000)					Beyond 6 Years
					FY2020	FY2021	FY2022	FY2023	FY2024	
\$1,794,100	Plans and Engineering	\$1,794,100	\$1,794,100	\$0	\$0	\$0	\$0	\$0	\$0	\$0
\$178,800	Land	\$178,800	\$178,800	\$0	\$0	\$0	\$0	\$0	\$0	\$0
\$6,227,500	Construction	\$6,227,500	\$6,227,500	\$0	\$0	\$0	\$0	\$0	\$0	\$0
\$575,800	Overhead	\$575,800	\$575,800	\$0	\$0	\$0	\$0	\$0	\$0	\$0
\$8,776,200	Total	\$8,776,200	\$8,776,200	\$0	\$0	\$0	\$0	\$0	\$0	\$0
More (Less) Than Prior Year Program:		\$0	\$0	\$0	\$0	\$0	\$0	\$0	\$0	\$0

B556800 LP-OF-02

Class: Watershed Protection & Restor.

FY2019

Council Approved

Project Status

1. Current status of this project: Active
2. Action taken in Current Fiscal Year: Design
3. Action required to complete this project: Design, Right of Way Acquisition, Construction and Performance

Change from Prior Year

1. Change in Name or Description: None
2. Change in Total Project Cost: None.
3. Change in Scope: None
4. Change in Timing: None.

Estimated Operating Budget Impact: Indeterminate

Initial Total Project Cost Estimate

FY 2014 \$8,801,200

Financial Activity

	Expended	Encumbered	Total
April 1, 2017	\$634,377	\$234,392	\$868,769
April 1, 2018	\$771,609	\$292,429	\$1,064,038

Prior Year Project Total	Funding	Project Total	Prior Approval	Budget FY2019	Capital Program (\$000)					Beyond 6 Years
					FY2020	FY2021	FY2022	FY2023	FY2024	
\$8,776,200	WPRF Bonds	\$8,776,200	\$8,776,200	\$0	\$0	\$0	\$0	\$0	\$0	\$0
\$8,776,200	Total	\$8,776,200	\$8,776,200	\$0	\$0	\$0	\$0	\$0	\$0	\$0
More (Less) Than Prior Year Program:		\$0	\$0	\$0	\$0	\$0	\$0	\$0	\$0	\$0

B556900 LP-OF-03

Class: Watershed Protection & Restor.

FY2019

Council Approved

Description

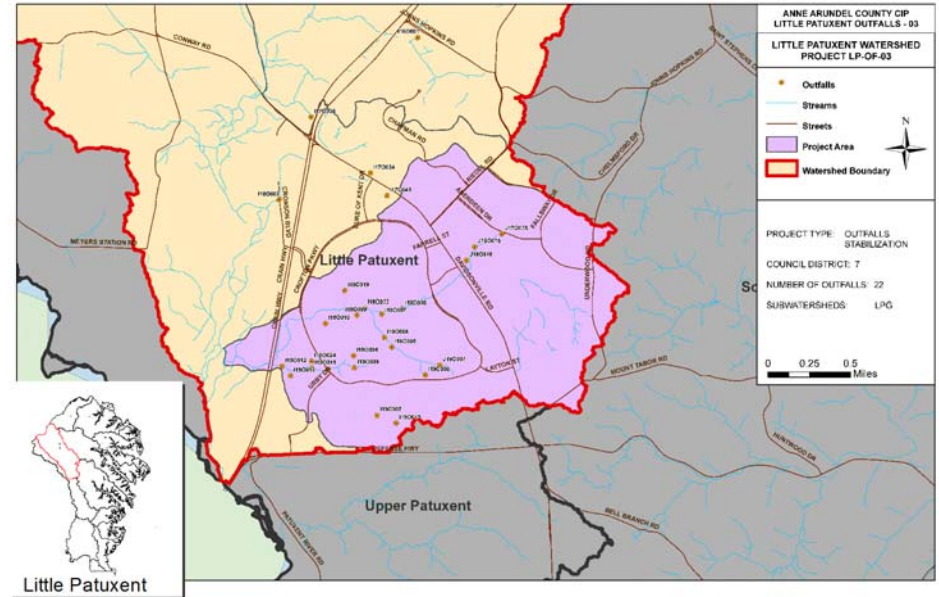
Little Patuxent - Stand Alone Outfalls - Project Group: 03 - Priority Rating: Red

This project is for the design and construction for stormwater management infrastructure improvements necessary to comply with Federal and State clean water requirements. This project includes restoration and improvements to approximately 22 Outfalls.

Benefit

Water Quality Improvement and Regulatory Compliance

Amendment History



Prior Year Project Total	Phase	Project Total	Prior Approval	Budget FY2019	Capital Program (\$000)					Beyond 6 Years
					FY2020	FY2021	FY2022	FY2023	FY2024	
\$1,698,700	Plans and Engineering	\$1,695,968	\$1,695,968	\$0	\$0	\$0	\$0	\$0	\$0	\$0
\$159,700	Land	\$159,700	\$159,700	\$0	\$0	\$0	\$0	\$0	\$0	\$0
\$5,489,900	Construction	\$5,489,900	\$5,489,900	\$0	\$0	\$0	\$0	\$0	\$0	\$0
\$514,400	Overhead	\$514,280	\$514,280	\$0	\$0	\$0	\$0	\$0	\$0	\$0
\$7,862,700	Total	\$7,859,849	\$7,859,849	\$0	\$0	\$0	\$0	\$0	\$0	\$0
More (Less) Than Prior Year Program:		(\$2,851)	(\$2,851)	\$0	\$0	\$0	\$0	\$0	\$0	\$0

B556900 LP-OF-03

Class: Watershed Protection & Restor.

FY2019

Council Approved

Project Status

1. Current status of this project: Active
2. Action taken in Current Fiscal Year: Design
3. Action required to complete this project: Design, Right of Way Acquisition, Construction and Performance

Change from Prior Year

1. Change in Name or Description: None
2. Change in Total Project Cost: None
3. Change in Scope: None
4. Change in Timing: None

Estimated Operating Budget Impact: Indeterminate

Initial Total Project Cost Estimate

FY 2014 \$7,862,700

Financial Activity

	Expended	Encumbered	Total
April 1, 2017	\$226,271	\$594,102	\$820,373
April 1, 2018	\$371,957	\$334,911	\$706,868

Prior Year Project Total	Funding	Project Total	Prior Approval	Budget FY2019	Capital Program (\$000)					Beyond 6 Years
					FY2020	FY2021	FY2022	FY2023	FY2024	
\$7,862,700	WPRF Bonds	\$7,859,849	\$7,859,849	\$0	\$0	\$0	\$0	\$0	\$0	\$0
\$7,862,700	Total	\$7,859,849	\$7,859,849	\$0	\$0	\$0	\$0	\$0	\$0	\$0
More (Less) Than Prior Year Program:		(\$2,851)	(\$2,851)	\$0	\$0	\$0	\$0	\$0	\$0	\$0

B557000 LP-PP-01

Class: Watershed Protection & Restor.

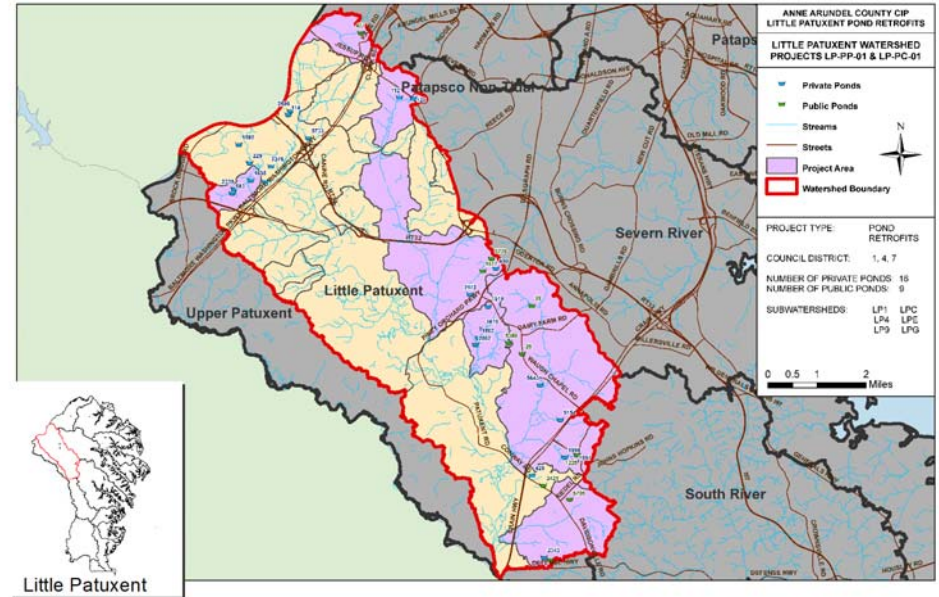
FY2019

Council Approved

Description

Little Patuxent - Stand Alone Private Ponds - Project Group: 01 - Priority Rating: Red - Orange

This project is for the design and construction for stormwater management infrastructure improvements necessary to comply with Federal and State clean water requirements. This project includes restoration and improvements to approximately 16 Private Ponds



Benefit

Water Quality Improvement and Regulatory Compliance

Amendment History

Prior Year Project Total	Phase	Project Total	Prior Approval	Budget FY2019	Capital Program (\$000)					Beyond 6 Years
					FY2020	FY2021	FY2022	FY2023	FY2024	
\$225,000	Plans and Engineering	\$325,000	\$225,000	\$100,000	\$0	\$0	\$0	\$0	\$0	\$0
\$15,000	Land	\$15,000	\$15,000	\$0	\$0	\$0	\$0	\$0	\$0	\$0
\$1,200,000	Construction	\$1,700,000	\$1,200,000	\$500,000	\$0	\$0	\$0	\$0	\$0	\$0
\$135,000	Overhead	\$135,000	\$135,000	\$0	\$0	\$0	\$0	\$0	\$0	\$0
\$1,575,000	Total	\$2,175,000	\$1,575,000	\$600,000	\$0	\$0	\$0	\$0	\$0	\$0
More (Less) Than Prior Year Program:		\$600,000	\$0	\$600,000	\$0	\$0	\$0	\$0	\$0	\$0

B557000 LP-PP-01

Class: Watershed Protection & Restor.

FY2019

Council Approved

Project Status

1. Current status of this project: Active
2. Action taken in Current Fiscal Year: None
3. Action required to complete this project: Design, Right of Way Acquisition, Construction and Performance

Change from Prior Year

1. Change in Name or Description: None
2. Change in Total Project Cost: Additional construction anticipated for FY19
3. Change in Scope: None
4. Change in Timing: None.

Estimated Operating Budget Impact: Indeterminate

Initial Total Project Cost Estimate

FY 2014 \$780,900

Financial Activity

	Expended	Encumbered	Total
April 1, 2017	\$0	\$0	\$0
April 1, 2018	\$0	\$0	\$0

Prior Year Project Total	Funding	Project Total	Prior Approval	Budget FY2019	Capital Program (\$000)					Beyond 6 Years
					FY2020	FY2021	FY2022	FY2023	FY2024	
\$1,575,000	WPRF Bonds	\$2,175,000	\$1,575,000	\$600,000	\$0	\$0	\$0	\$0	\$0	\$0
\$1,575,000	Total	\$2,175,000	\$1,575,000	\$600,000	\$0	\$0	\$0	\$0	\$0	\$0
More (Less) Than Prior Year Program:		\$600,000	\$0	\$600,000	\$0	\$0	\$0	\$0	\$0	\$0

B557100 LP-PC-01

Class: Watershed Protection & Restor.

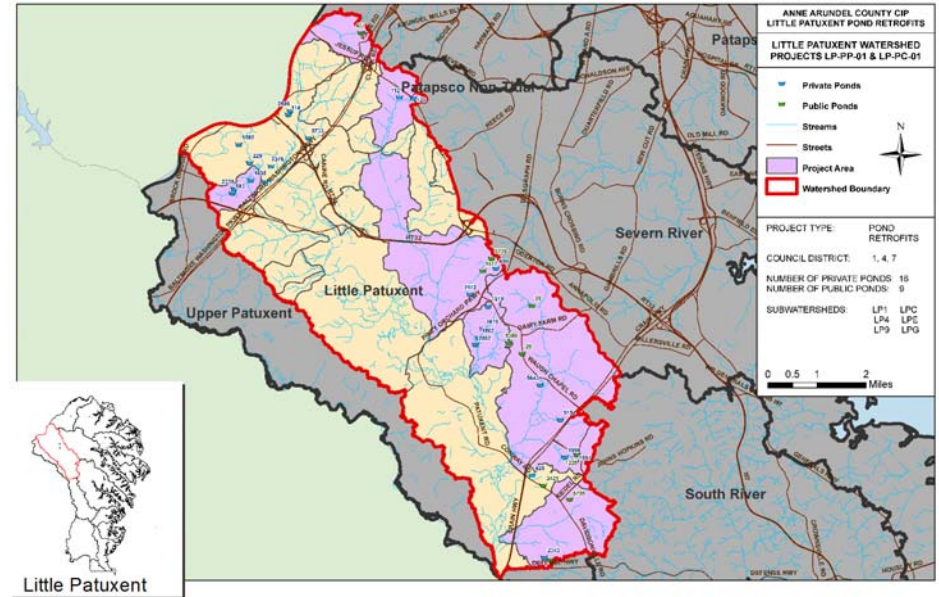
FY2019

Council Approved

Description

Little Patuxent - Stand Alone Public Ponds - Project Group: 01 - Priority Rating: Red - Orange

This project is for the design and construction for stormwater management infrastructure improvements necessary to comply with Federal and State clean water requirements. This project includes restoration and improvements to approximately 9 Public Ponds.



Benefit

Water Quality Improvement and Regulatory Compliance

Amendment History

Prior Year Project Total	Phase	Project Total	Prior Approval	Budget FY2019	Capital Program (\$000)					Beyond 6 Years
					FY2020	FY2021	FY2022	FY2023	FY2024	
\$237,400	Plans and Engineering	\$237,400	\$237,400	\$0	\$0	\$0	\$0	\$0	\$0	\$0
\$1,000	Land	\$1,000	\$1,000	\$0	\$0	\$0	\$0	\$0	\$0	\$0
\$1,897,900	Construction	\$1,897,900	\$1,897,900	\$0	\$0	\$0	\$0	\$0	\$0	\$0
\$149,500	Overhead	\$149,500	\$149,500	\$0	\$0	\$0	\$0	\$0	\$0	\$0
\$2,285,800	Total	\$2,285,800	\$2,285,800	\$0	\$0	\$0	\$0	\$0	\$0	\$0
More (Less) Than Prior Year Program:		\$0	\$0	\$0	\$0	\$0	\$0	\$0	\$0	\$0

B557100 LP-PC-01

Class: Watershed Protection & Restor.

FY2019

Council Approved

Project Status

1. Current status of this project: Active
2. Action taken in Current Fiscal Year: Design and construction
3. Action required to complete this project: Design, Right of Way Acquisition, Construction and Performance

Change from Prior Year

1. Change in Name or Description: None
2. Change in Total Project Cost: None
3. Change in Scope: None
4. Change in Timing: None

Estimated Operating Budget Impact: Indeterminate

Initial Total Project Cost Estimate

FY 2014 \$2,285,800

Financial Activity

	Expended	Encumbered	Total
April 1, 2017	\$706,112	\$256,300	\$962,412
April 1, 2018	\$1,103,554	\$180,319	\$1,283,872

Prior Year Project Total	Funding	Project Total	Prior Approval	Budget FY2019	Capital Program (\$000)					Beyond 6 Years
					FY2020	FY2021	FY2022	FY2023	FY2024	
\$2,285,800	WPRF Bonds	\$2,285,800	\$2,285,800	\$0	\$0	\$0	\$0	\$0	\$0	\$0
\$2,285,800	Total	\$2,285,800	\$2,285,800	\$0	\$0	\$0	\$0	\$0	\$0	\$0
More (Less) Than Prior Year Program:		\$0	\$0	\$0	\$0	\$0	\$0	\$0	\$0	\$0

B557700 SE-ST-01

Class: Watershed Protection & Restor.

FY2019

Council Approved

Description

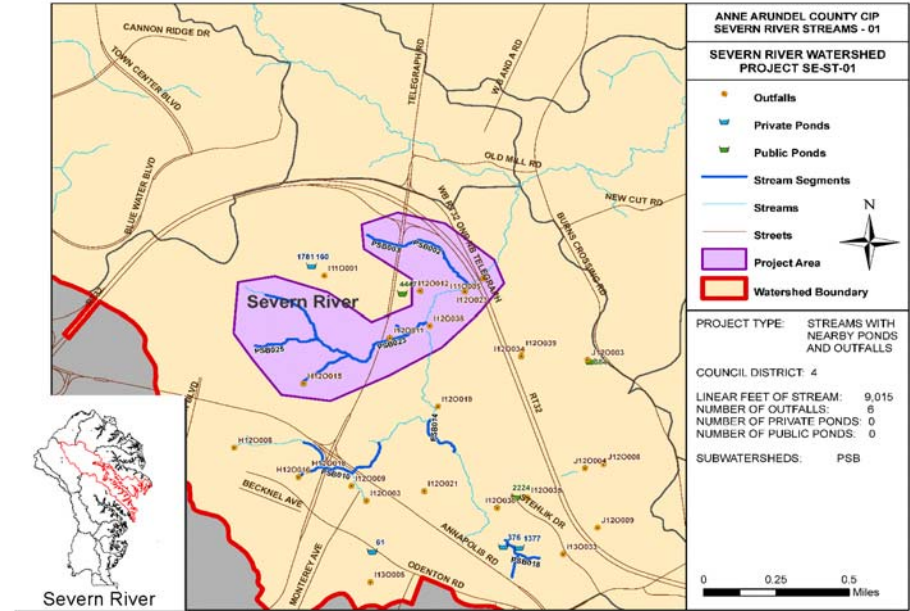
Severn River - Streams with Nearby Outfalls & Ponds - Project Group: 01 - Priority Rating: Red

This project is for the design and construction for stormwater management infrastructure improvements necessary to comply with Federal and State clean water requirements. This project includes restoration and improvements to approximately 6 Outfalls and 6 Stream Segments (9,015 Lineal Feet).

Benefit

Water Quality Improvement and Regulatory Compliance

Amendment History



Prior Year Project Total	Phase	Project Total	Prior Approval	Budget FY2019	Capital Program (\$000)					Beyond 6 Years
					FY2020	FY2021	FY2022	FY2023	FY2024	
\$964,000	Plans and Engineering	\$5,000	\$964,000	(\$959,000)	\$0	\$0	\$0	\$0	\$0	\$0
\$243,200	Land	\$5,200	\$243,200	(\$238,000)	\$0	\$0	\$0	\$0	\$0	\$0
\$10,000	Construction	\$5,000	\$10,000	(\$5,000)	\$0	\$0	\$0	\$0	\$0	\$0
\$85,200	Overhead	\$5,200	\$85,200	(\$80,000)	\$0	\$0	\$0	\$0	\$0	\$0
\$1,302,400	Total	\$20,400	\$1,302,400	(\$1,282,000)	\$0	\$0	\$0	\$0	\$0	\$0
More (Less) Than Prior Year Program:		(\$1,282,000)	\$0	(\$1,282,000)	\$0	\$0	\$0	\$0	\$0	\$0

B557700 SE-ST-01

Class: Watershed Protection & Restor.

FY2019

Council Approved

Project Status

1. Current status of this project: Active
2. Action taken in Current Fiscal Year: Design
3. Action required to complete this project: Design, Right of Way Acquisition, Construction and Performance

Change from Prior Year

1. Change in Name or Description: None
2. Change in Total Project Cost: Decreased FY19
3. Change in Scope: None
4. Change in Timing: None

Estimated Operating Budget Impact: Indeterminate

Initial Total Project Cost Estimate

FY 2014 \$6,856,300

Financial Activity

	Expended	Encumbered	Total
April 1, 2017	\$4,876	\$0	\$4,876
April 1, 2018	\$5,065	\$0	\$5,065

Prior Year Project Total	Funding	Project Total	Prior Approval	Budget FY2019	Capital Program (\$000)					Beyond 6 Years
					FY2020	FY2021	FY2022	FY2023	FY2024	
\$1,302,400	WPRF Bonds	\$20,400	\$1,302,400	(\$1,282,000)	\$0	\$0	\$0	\$0	\$0	\$0
\$1,302,400	Total	\$20,400	\$1,302,400	(\$1,282,000)	\$0	\$0	\$0	\$0	\$0	\$0
More (Less) Than Prior Year Program:		(\$1,282,000)	\$0	(\$1,282,000)	\$0	\$0	\$0	\$0	\$0	\$0

B557800 SE-ST-02

Class: Watershed Protection & Restor.

FY2019

Council Approved

Description

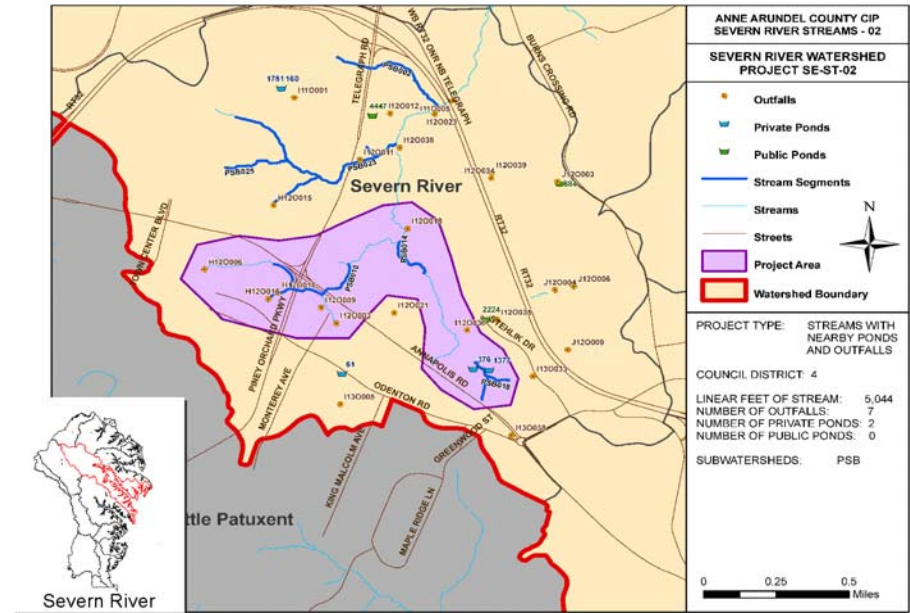
Severn River - Streams with Nearby Outfalls & Ponds - Project Group: 02 - Priority Rating: Red

This project is for the design and construction for stormwater management infrastructure improvements necessary to comply with Federal and State clean water requirements. This project includes restoration and improvements to approximately 7 Outfalls, 2 Private Ponds and 5 Stream Segments (5,044 Lineal Feet).

Benefit

Water Quality Improvement and Regulatory Compliance

Amendment History



Prior Year Project Total	Phase	Project Total	Prior Approval	Budget FY2019	Capital Program (\$000)					Beyond 6 Years
					FY2020	FY2021	FY2022	FY2023	FY2024	
\$1,031,800	Plans and Engineering	\$1,013,475	\$1,013,475	\$0	\$0	\$0	\$0	\$0	\$0	\$0
\$71,600	Land	\$261,600	\$71,600	\$190,000	\$0	\$0	\$0	\$0	\$0	\$0
\$10,000	Construction	\$204,750	\$10,000	\$194,750	\$0	\$0	\$0	\$0	\$0	\$0
\$77,900	Overhead	\$97,364	\$77,114	\$20,250	\$0	\$0	\$0	\$0	\$0	\$0
\$1,191,300	Total	\$1,577,189	\$1,172,189	\$405,000	\$0	\$0	\$0	\$0	\$0	\$0
More (Less) Than Prior Year Program:		\$385,889	(\$19,111)	\$405,000	\$0	\$0	\$0	\$0	\$0	\$0

B557800 SE-ST-02

Class: Watershed Protection & Restor.

FY2019

Council Approved

Project Status

1. Current status of this project: Active
2. Action taken in Current Fiscal Year: Design
3. Action required to complete this project: Design, Right of Way Acquisition, Construction, & Performance.

Change from Prior Year

1. Change in Name or Description: None
2. Change in Total Project Cost: Increase of \$405,000
3. Change in Scope: None
4. Change in Timing: None

Estimated Operating Budget Impact: Indeterminate

Initial Total Project Cost Estimate

FY 2014 \$6,271,900

Financial Activity

	Expended	Encumbered	Total
April 1, 2017	\$261,326	\$233,269	\$494,595
April 1, 2018	\$399,605	\$102,693	\$502,298

Prior Year Project Total	Funding	Project Total	Prior Approval	Budget FY2019	Capital Program (\$000)					Beyond 6 Years
					FY2020	FY2021	FY2022	FY2023	FY2024	
\$1,191,300	WPRF Bonds	\$1,577,189	\$1,172,189	\$405,000	\$0	\$0	\$0	\$0	\$0	\$0
\$1,191,300	Total	\$1,577,189	\$1,172,189	\$405,000	\$0	\$0	\$0	\$0	\$0	\$0
More (Less) Than Prior Year Program:		\$385,889	(\$19,111)	\$405,000	\$0	\$0	\$0	\$0	\$0	\$0

B557900 SE-OF-01

Class: Watershed Protection & Restor.

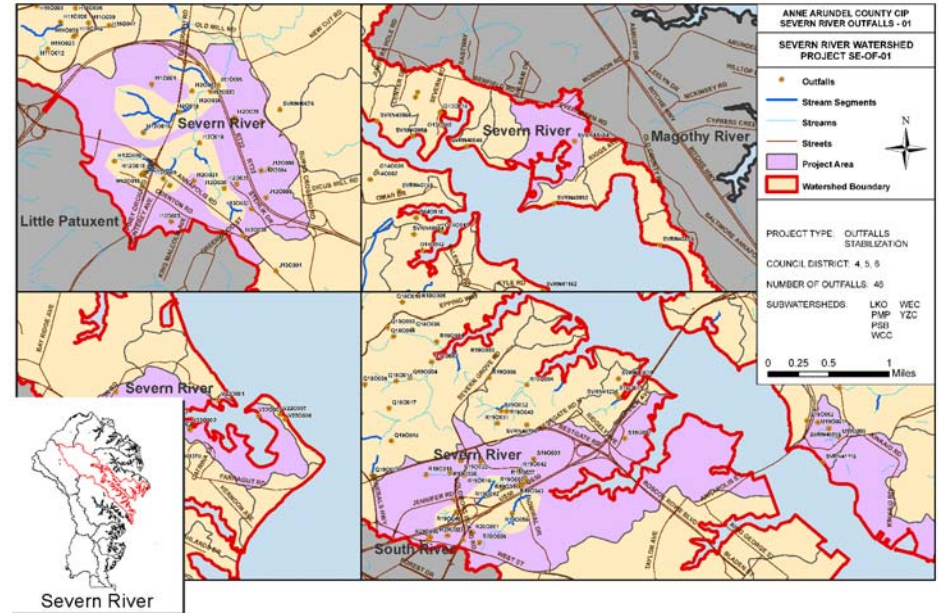
FY2019

Council Approved

Description

Severn River - Stand Alone Outfalls - Project Group: 01 - Priority Rating: Red

This project is for the design and construction for stormwater management infrastructure improvements necessary to comply with Federal and State clean water requirements. This project includes restoration and improvements to approximately 46 Outfalls.



Benefit

Water Quality Improvement and Regulatory Compliance

Amendment History

Prior Year Project Total	Phase	Project Total	Prior Approval	Budget FY2019	Capital Program (\$000)					Beyond 6 Years
					FY2020	FY2021	FY2022	FY2023	FY2024	
\$282,300	Plans and Engineering	\$367,300	\$282,300	\$85,000	\$0	\$0	\$0	\$0	\$0	\$0
\$40,000	Land	\$40,000	\$40,000	\$0	\$0	\$0	\$0	\$0	\$0	\$0
\$2,901,400	Construction	\$1,615,400	\$2,901,400	(\$1,286,000)	\$0	\$0	\$0	\$0	\$0	\$0
\$225,700	Overhead	\$101,700	\$225,700	(\$124,000)	\$0	\$0	\$0	\$0	\$0	\$0
\$3,449,400	Total	\$2,124,400	\$3,449,400	(\$1,325,000)	\$0	\$0	\$0	\$0	\$0	\$0
More (Less) Than Prior Year Program:		(\$1,325,000)	\$0	(\$1,325,000)	\$0	\$0	\$0	\$0	\$0	\$0

B557900 SE-OF-01

Class: Watershed Protection & Restor.

FY2019

Council Approved

Project Status

1. Current status of this project: Active
2. Action taken in Current Fiscal Year: Design and Construction
3. Action required to complete this project: Design, Right of Way Acquisition, Construction and Performance

Change from Prior Year

1. Change in Name or Description: None
2. Change in Total Project Cost: Decreased FY19
3. Change in Scope: None
4. Change in Timing: None

Estimated Operating Budget Impact: Indeterminate

Initial Total Project Cost Estimate

FY 2014 \$5,182,600

Financial Activity

	Expended	Encumbered	Total
April 1, 2017	\$901,928	\$343,840	\$1,245,767
April 1, 2018	\$1,205,994	\$244,524	\$1,450,518

Prior Year Project Total	Funding	Project Total	Prior Approval	Budget FY2019	Capital Program (\$000)					Beyond 6 Years
					FY2020	FY2021	FY2022	FY2023	FY2024	
\$3,449,400	WPRF Bonds	\$2,124,400	\$3,449,400	(\$1,325,000)	\$0	\$0	\$0	\$0	\$0	\$0
\$3,449,400	Total	\$2,124,400	\$3,449,400	(\$1,325,000)	\$0	\$0	\$0	\$0	\$0	\$0
More (Less) Than Prior Year Program:		(\$1,325,000)	\$0	(\$1,325,000)	\$0	\$0	\$0	\$0	\$0	\$0

B558000 SE-PP-01

Class: Watershed Protection & Restor.

FY2019

Council Approved

Description

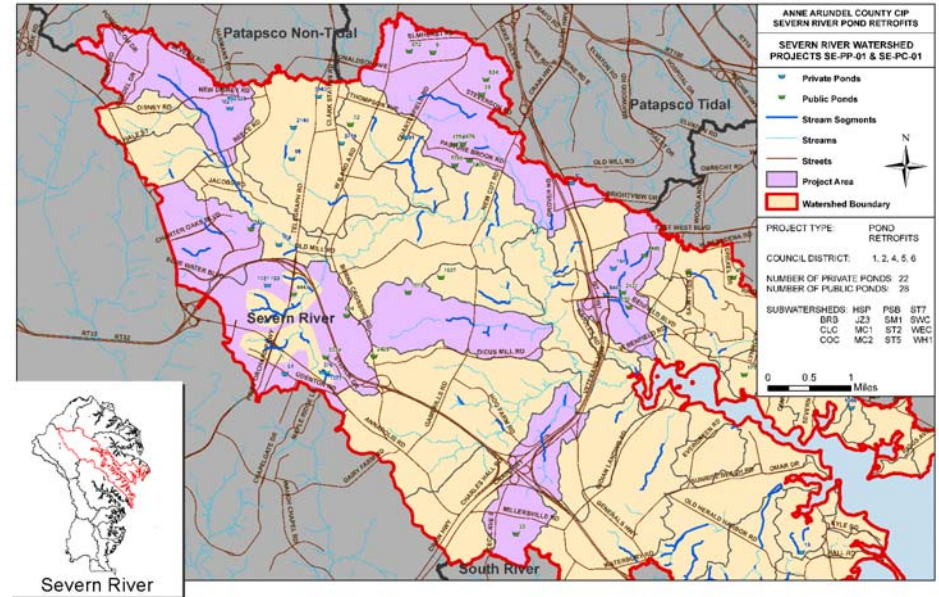
Severn River - Stand Alone Private Ponds - Project Group: 01 - Priority Rating: Red - Orange

This project is for the design and construction for stormwater management infrastructure improvements necessary to comply with Federal and State clean water requirements. This project includes restoration and improvements to approximately 22 Private Ponds.

Benefit

Water Quality Improvement and Regulatory Compliance

Amendment History



Prior Year Project Total	Phase	Project Total	Prior Approval	Budget FY2019	Capital Program (\$000)					Beyond 6 Years
					FY2020	FY2021	FY2022	FY2023	FY2024	
\$348,400	Plans and Engineering	\$347,355	\$347,355	\$0	\$0	\$0	\$0	\$0	\$0	\$0
\$69,700	Land	\$69,700	\$69,700	\$0	\$0	\$0	\$0	\$0	\$0	\$0
\$2,757,600	Construction	\$1,236,578	\$2,661,578	(\$1,425,000)	\$0	\$0	\$0	\$0	\$0	\$0
\$224,400	Overhead	\$145,457	\$220,457	(\$75,000)	\$0	\$0	\$0	\$0	\$0	\$0
\$3,400,100	Total	\$1,799,091	\$3,299,091	(\$1,500,000)	\$0	\$0	\$0	\$0	\$0	\$0
More (Less) Than Prior Year Program:		(\$1,601,009)	(\$101,009)	(\$1,500,000)	\$0	\$0	\$0	\$0	\$0	\$0

B558000 SE-PP-01

Class: Watershed Protection & Restor.

FY2019

Council Approved

Project Status

1. Current status of this project: Active
2. Action taken in Current Fiscal Year: Design
3. Action required to complete this project: Design, Right of Way Acquisition, Construction and Performance

Change from Prior Year

1. Change in Name or Description: None
2. Change in Total Project Cost: Decrease of \$1,500,000
3. Change in Scope: None
4. Change in Timing: None

Estimated Operating Budget Impact: Indeterminate

Initial Total Project Cost Estimate

FY 2014 \$3,430,100

Financial Activity

	Expended	Encumbered	Total
April 1, 2017	\$823,153	\$443,547	\$1,266,700
April 1, 2018	\$725,227	\$441,345	\$1,166,571

Prior Year Project Total	Funding	Project Total	Prior Approval	Budget FY2019	Capital Program (\$000)					Beyond 6 Years
					FY2020	FY2021	FY2022	FY2023	FY2024	
\$3,400,100	WPRF Bonds	\$1,799,091	\$3,299,091	(\$1,500,000)	\$0	\$0	\$0	\$0	\$0	\$0
\$3,400,100	Total	\$1,799,091	\$3,299,091	(\$1,500,000)	\$0	\$0	\$0	\$0	\$0	\$0
More (Less) Than Prior Year Program:		(\$1,601,009)	(\$101,009)	(\$1,500,000)	\$0	\$0	\$0	\$0	\$0	\$0

B558100 SE-PC-01

Class: Watershed Protection & Restor.

FY2019

Council Approved

Description

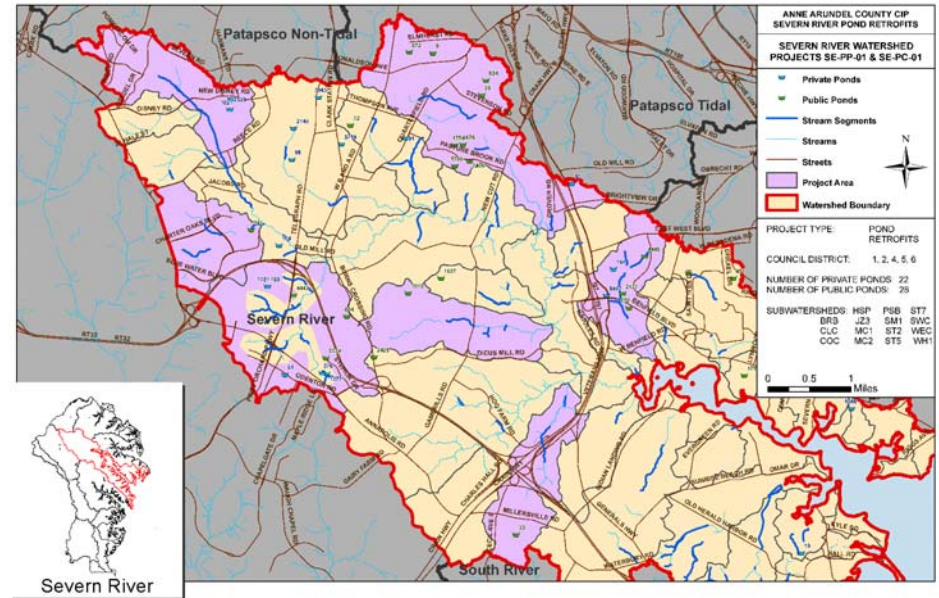
Severn River - Stand Alone Public Ponds - Project Group: 01 - Priority Rating: Red - Orange

This project is for the design and construction for stormwater management infrastructure improvements necessary to comply with Federal and State clean water requirements. This project includes restoration and improvements to approximately 28 Public Ponds.

Benefit

Water Quality Improvement and Regulatory Compliance

Amendment History



Prior Year Project Total	Phase	Project Total	Prior Approval	Budget FY2019	Capital Program (\$000)					Beyond 6 Years
					FY2020	FY2021	FY2022	FY2023	FY2024	
\$688,939	Plans and Engineering	\$523,444	\$523,444	\$0	\$0	\$0	\$0	\$0	\$0	\$0
\$1,000	Land	\$1,000	\$1,000	\$0	\$0	\$0	\$0	\$0	\$0	\$0
\$6,686,700	Construction	\$6,134,543	\$6,134,543	\$0	\$0	\$0	\$0	\$0	\$0	\$0
\$524,501	Overhead	\$493,880	\$493,880	\$0	\$0	\$0	\$0	\$0	\$0	\$0
\$7,901,141	Total	\$7,152,866	\$7,152,866	\$0	\$0	\$0	\$0	\$0	\$0	\$0
More (Less) Than Prior Year Program:		(\$748,274)	(\$748,274)	\$0	\$0	\$0	\$0	\$0	\$0	\$0

B558100 SE-PC-01

Class: Watershed Protection & Restor.

FY2019

Council Approved

Project Status

1. Current status of this project: Active
2. Action taken in Current Fiscal Year: Design and Right of Way Acquisition
3. Action required to complete this project: Design, Right of Way Acquisition, Construction and Performance

Change from Prior Year

1. Change in Name or Description: None
2. Change in Total Project Cost: None.
3. Change in Scope: None
4. Change in Timing: None.

Estimated Operating Budget Impact: Indeterminate

Initial Total Project Cost Estimate

FY 2014 \$8,122,600

Financial Activity

	Expended	Encumbered	Total
April 1, 2017	\$2,088,614	\$354,950	\$2,443,564
April 1, 2018	\$2,123,985	\$1,738,981	\$3,862,966

Prior Year Project Total	Funding	Project Total	Prior Approval	Budget FY2019	Capital Program (\$000)					Beyond 6 Years
					FY2020	FY2021	FY2022	FY2023	FY2024	
\$7,901,141	WPRF Bonds	\$7,152,866	\$7,152,866	\$0	\$0	\$0	\$0	\$0	\$0	\$0
\$7,901,141	Total	\$7,152,866	\$7,152,866	\$0	\$0	\$0	\$0	\$0	\$0	\$0
More (Less) Than Prior Year Program:		(\$748,274)	(\$748,274)	\$0	\$0	\$0	\$0	\$0	\$0	\$0

B558200 SE-ST-03

Class: Watershed Protection & Restor.

FY2019

Council Approved

Description

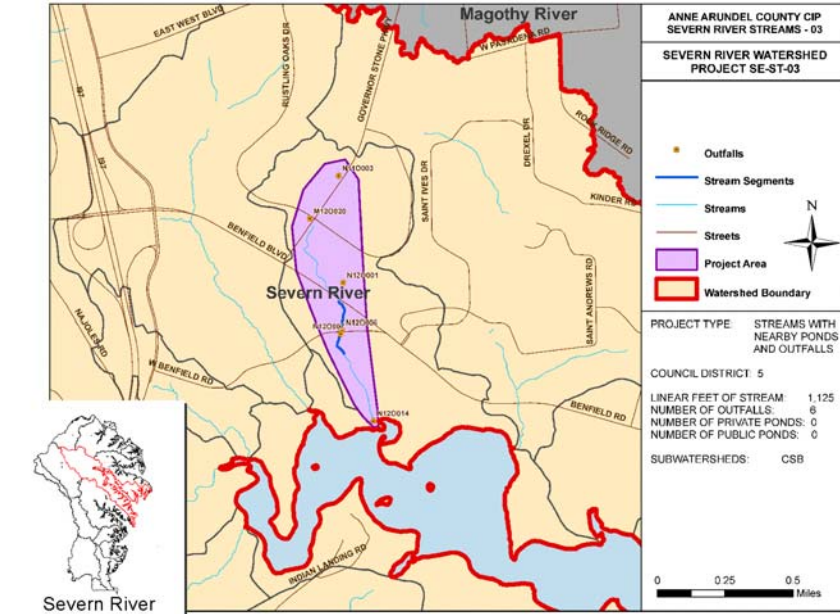
Severn River - Streams with Nearby Outfalls & Ponds - Project Group: 03 - Priority Rating: Red

This project is for the design and construction for stormwater management infrastructure improvements necessary to comply with Federal and State clean water requirements. This project includes restoration and improvements to approximately 6 Outfalls and 1 Stream Segment (1,125 Lineal Feet).

Benefit

Water Quality Improvement and Regulatory Compliance

Amendment History



Prior Year Project Total	Phase	Project Total	Prior Approval	Budget FY2019	Capital Program (\$000)					Beyond 6 Years
					FY2020	FY2021	FY2022	FY2023	FY2024	
\$592,400	Plans and Engineering	\$5,400	\$592,400	(\$587,000)	\$0	\$0	\$0	\$0	\$0	\$0
\$155,600	Land	\$4,600	\$155,600	(\$151,000)	\$0	\$0	\$0	\$0	\$0	\$0
\$0	Construction	\$5,000	\$0	\$5,000	\$0	\$0	\$0	\$0	\$0	\$0
\$52,400	Overhead	\$5,400	\$52,400	(\$47,000)	\$0	\$0	\$0	\$0	\$0	\$0
\$800,400	Total	\$20,400	\$800,400	(\$780,000)	\$0	\$0	\$0	\$0	\$0	\$0
More (Less) Than Prior Year Program:		(\$780,000)	\$0	(\$780,000)	\$0	\$0	\$0	\$0	\$0	\$0

B558200 SE-ST-03

Class: Watershed Protection & Restor.

FY2019

Council Approved

Project Status

1. Current status of this project: Active
2. Action taken in Current Fiscal Year: Design and construction
3. Action required to complete this project: Design, Right of Way Acquisition, Construction and Performance

Change from Prior Year

1. Change in Name or Description: None
2. Change in Total Project Cost: Decreased FY19
3. Change in Scope: None
4. Change in Timing: None

Estimated Operating Budget Impact: Indeterminate

Initial Total Project Cost Estimate

FY 2014 \$4,213,700

Financial Activity

	Expended	Encumbered	Total
April 1, 2017	\$2,065	\$0	\$2,065
April 1, 2018	\$3,127	\$0	\$3,127

Prior Year Project Total	Funding	Project Total	Prior Approval	Budget FY2019	Capital Program (\$000)					Beyond 6 Years
					FY2020	FY2021	FY2022	FY2023	FY2024	
\$800,400	WPRF Bonds	\$20,400	\$800,400	(\$780,000)	\$0	\$0	\$0	\$0	\$0	\$0
\$800,400	Total	\$20,400	\$800,400	(\$780,000)	\$0	\$0	\$0	\$0	\$0	\$0
More (Less) Than Prior Year Program:		(\$780,000)	\$0	(\$780,000)	\$0	\$0	\$0	\$0	\$0	\$0

B558300 SE-ST-04

Class: Watershed Protection & Restor.

FY2019

Council Approved

Description

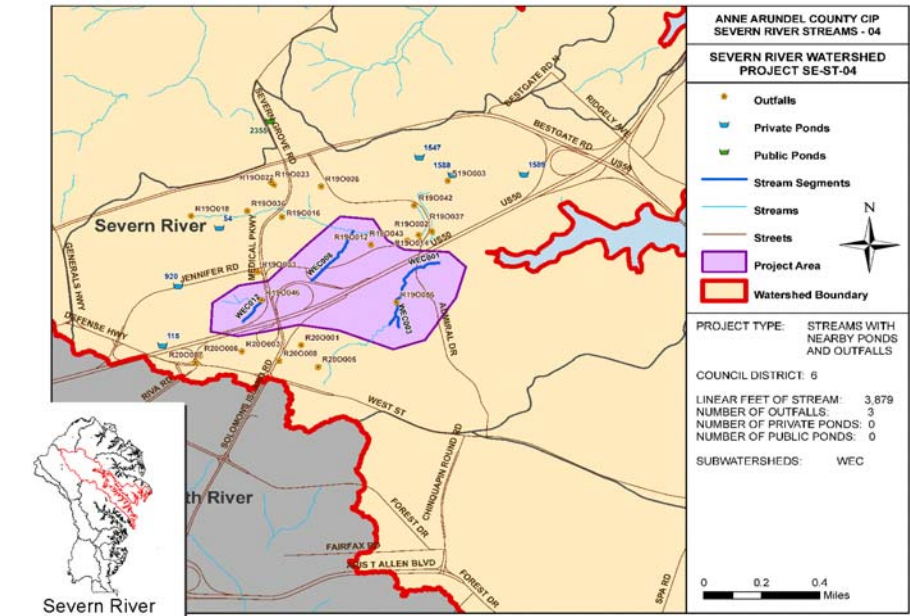
Severn River - Streams with Nearby Outfalls & Ponds - Project Group: 04 - Priority Rating: Red

This project is for the design and construction for stormwater management infrastructure improvements necessary to comply with Federal and State clean water requirements. This project includes restoration and improvements to approximately 3 Outfalls and 4 Stream Segments (3,879 Lineal Feet).

Benefit

Water Quality Improvement and Regulatory Compliance

Amendment History



Prior Year Project Total	Phase	Project Total	Prior Approval	Budget FY2019	Capital Program (\$000)					Beyond 6 Years
					FY2020	FY2021	FY2022	FY2023	FY2024	
\$1,675,000	Plans and Engineering	\$5,000	\$1,675,000	(\$1,670,000)	\$0	\$0	\$0	\$0	\$0	\$0
\$233,000	Land	\$5,000	\$233,000	(\$228,000)	\$0	\$0	\$0	\$0	\$0	\$0
\$10,000	Construction	\$5,000	\$10,000	(\$5,000)	\$0	\$0	\$0	\$0	\$0	\$0
\$81,800	Overhead	\$4,800	\$81,800	(\$77,000)	\$0	\$0	\$0	\$0	\$0	\$0
\$1,999,800	Total	\$19,800	\$1,999,800	(\$1,980,000)	\$0	\$0	\$0	\$0	\$0	\$0
More (Less) Than Prior Year Program:		(\$1,980,000)	\$0	(\$1,980,000)	\$0	\$0	\$0	\$0	\$0	\$0

B558300 SE-ST-04

Class: Watershed Protection & Restor.

FY2019

Council Approved

Project Status

1. Current status of this project: Active
2. Action taken in Current Fiscal Year: Design
3. Action required to complete this project: Design, Right of Way Acquisition, Construction and Performance

Change from Prior Year

1. Change in Name or Description: None
2. Change in Total Project Cost: Decreased FY19
3. Change in Scope: None
4. Change in Timing: None

Estimated Operating Budget Impact: Indeterminate

Initial Total Project Cost Estimate

FY 2014 \$6,579,200

Financial Activity

	Expended	Encumbered	Total
April 1, 2017	\$4,076	\$0	\$4,076
April 1, 2018	\$4,467	\$0	\$4,467

Prior Year Project Total	Funding	Project Total	Prior Approval	Budget FY2019	Capital Program (\$000)					Beyond 6 Years
					FY2020	FY2021	FY2022	FY2023	FY2024	
\$1,999,800	WPRF Bonds	\$19,800	\$1,999,800	(\$1,980,000)	\$0	\$0	\$0	\$0	\$0	\$0
\$1,999,800	Total	\$19,800	\$1,999,800	(\$1,980,000)	\$0	\$0	\$0	\$0	\$0	\$0
More (Less) Than Prior Year Program:		(\$1,980,000)	\$0	(\$1,980,000)	\$0	\$0	\$0	\$0	\$0	\$0

B558400 SE-ST-05

Class: Watershed Protection & Restor.

FY2019

Council Approved

Description

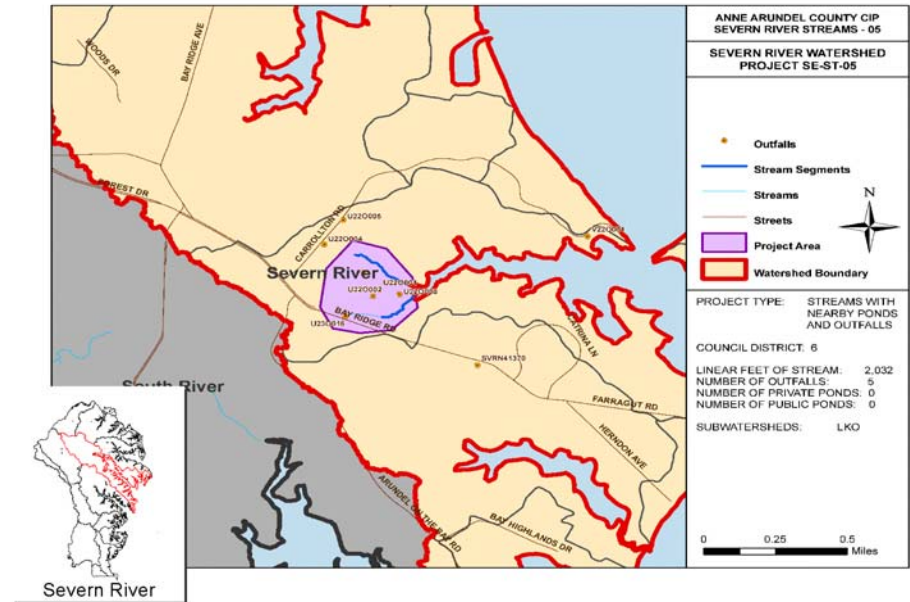
Severn River - Streams with Nearby Outfalls & Ponds - Project Group: 05 - Priority Rating: Red

This project is for the design and construction for stormwater management infrastructure improvements necessary to comply with Federal and State clean water requirements. This project includes restoration and improvements to approximately 5 Outfalls and 2 Stream Segments (2,032 Lineal Feet).

Benefit

Water Quality Improvement and Regulatory Compliance

Amendment History



Prior Year Project Total	Phase	Project Total	Prior Approval	Budget FY2019	Capital Program (\$000)					Beyond 6 Years
					FY2020	FY2021	FY2022	FY2023	FY2024	
\$274,200	Plans and Engineering	\$177,866	\$177,866	\$0	\$0	\$0	\$0	\$0	\$0	\$0
\$72,000	Land	\$72,000	\$72,000	\$0	\$0	\$0	\$0	\$0	\$0	\$0
\$1,476,000	Construction	\$1,103,902	\$1,103,902	\$0	\$0	\$0	\$0	\$0	\$0	\$0
\$127,200	Overhead	\$106,125	\$106,125	\$0	\$0	\$0	\$0	\$0	\$0	\$0
\$1,949,400	Total	\$1,459,893	\$1,459,893	\$0	\$0	\$0	\$0	\$0	\$0	\$0
More (Less) Than Prior Year Program:		(\$489,507)	(\$489,507)	\$0	\$0	\$0	\$0	\$0	\$0	\$0

B558400 SE-ST-05

Class: Watershed Protection & Restor.

FY2019

Council Approved

Project Status

1. Current status of this project: Active
2. Action taken in Current Fiscal Year: Design, Right of Way Acquisition and Construction
3. Action required to complete this project: Design, Right of Way Acquisition, Construction and Performance

Change from Prior Year

1. Change in Name or Description: None
2. Change in Total Project Cost: None
3. Change in Scope: None
4. Change in Timing:

Estimated Operating Budget Impact: Indeterminate

Initial Total Project Cost Estimate

FY 2014 \$1,949,900

Financial Activity

	Expended	Encumbered	Total
April 1, 2017	\$495,692	\$39,275	\$534,967
April 1, 2018	\$8,093	\$38,664	\$46,757

Prior Year Project Total	Funding	Project Total	Prior Approval	Budget FY2019	Capital Program (\$000)					Beyond 6 Years
					FY2020	FY2021	FY2022	FY2023	FY2024	
\$1,949,400	WPRF Bonds	\$1,459,893	\$1,459,893	\$0	\$0	\$0	\$0	\$0	\$0	\$0
\$1,949,400	Total	\$1,459,893	\$1,459,893	\$0	\$0	\$0	\$0	\$0	\$0	\$0
More (Less) Than Prior Year Program:		(\$489,507)	(\$489,507)	\$0	\$0	\$0	\$0	\$0	\$0	\$0

B558500 SE-ST-06

Class: Watershed Protection & Restor.

FY2019

Council Approved

Description

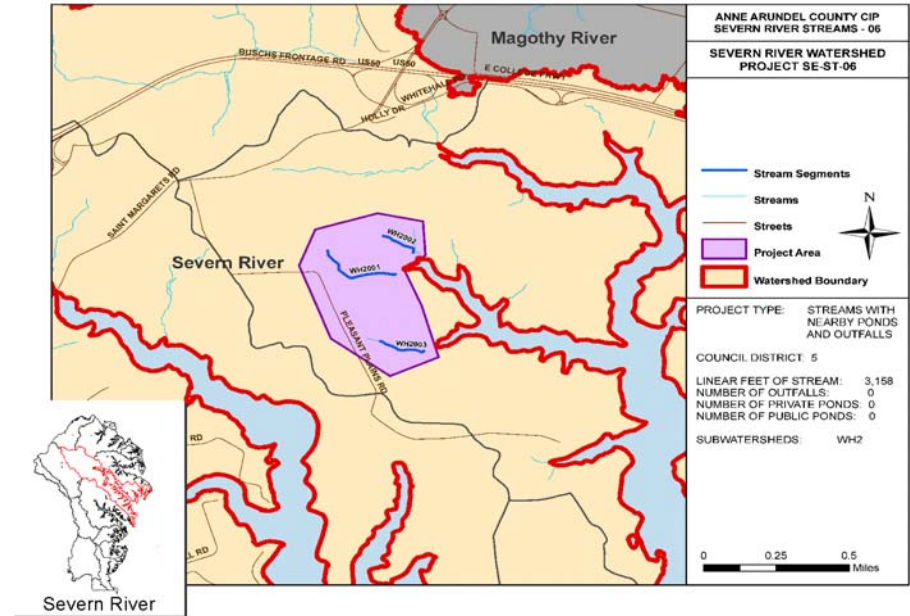
Severn River - Streams with Nearby Outfalls & Ponds - Project Group: 06 - Priority Rating: Red

This project is for the design and construction for stormwater management infrastructure improvements necessary to comply with Federal and State clean water requirements. This project includes restoration and improvements to approximately 3 Stream Segments (3,158 Lineal Feet).

Benefit

Water Quality Improvement and Regulatory Compliance

Amendment History



Prior Year Project Total	Phase	Project Total	Prior Approval	Budget FY2019	Capital Program (\$000)					Beyond 6 Years
					FY2020	FY2021	FY2022	FY2023	FY2024	
\$320,900	Plans and Engineering	\$334	\$320,334	(\$320,000)	\$0	\$0	\$0	\$0	\$0	\$0
\$74,300	Land	\$300	\$74,300	(\$74,000)	\$0	\$0	\$0	\$0	\$0	\$0
\$10,000	Construction	\$1,000	\$10,000	(\$9,000)	\$0	\$0	\$0	\$0	\$0	\$0
\$28,400	Overhead	\$375	\$28,375	(\$28,000)	\$0	\$0	\$0	\$0	\$0	\$0
\$433,600	Total	\$2,009	\$433,009	(\$431,000)	\$0	\$0	\$0	\$0	\$0	\$0
More (Less) Than Prior Year Program:		(\$431,591)	(\$591)	(\$431,000)	\$0	\$0	\$0	\$0	\$0	\$0

B558500 SE-ST-06

Class: Watershed Protection & Restor.

FY2019

Council Approved

Project Status

1. Current status of this project: Active
2. Action taken in Current Fiscal Year: Design
3. Action required to complete this project: Design, Right of Way Acquisition, Construction and Performance

Change from Prior Year

1. Change in Name or Description: None
2. Change in Total Project Cost: Decreased FY19
3. Change in Scope: None
4. Change in Timing: None

Estimated Operating Budget Impact: Indeterminate

Initial Total Project Cost Estimate

FY 2014 \$2,282,600

Financial Activity

Expended	Encumbered	Total	
April 1, 2017	\$591	\$0	\$591
April 1, 2018	\$0	\$0	\$0

Prior Year Project Total	Funding	Project Total	Prior Approval	Budget FY2019	Capital Program (\$000)					Beyond 6 Years
					FY2020	FY2021	FY2022	FY2023	FY2024	
\$433,600	WPRF Bonds	\$2,009	\$433,009	(\$431,000)	\$0	\$0	\$0	\$0	\$0	\$0
\$433,600	Total	\$2,009	\$433,009	(\$431,000)	\$0	\$0	\$0	\$0	\$0	\$0
More (Less) Than Prior Year Program:		(\$431,591)	(\$591)	(\$431,000)	\$0	\$0	\$0	\$0	\$0	\$0

B559100 SO-ST-01

Class: Watershed Protection & Restor.

FY2019

Council Approved

Description

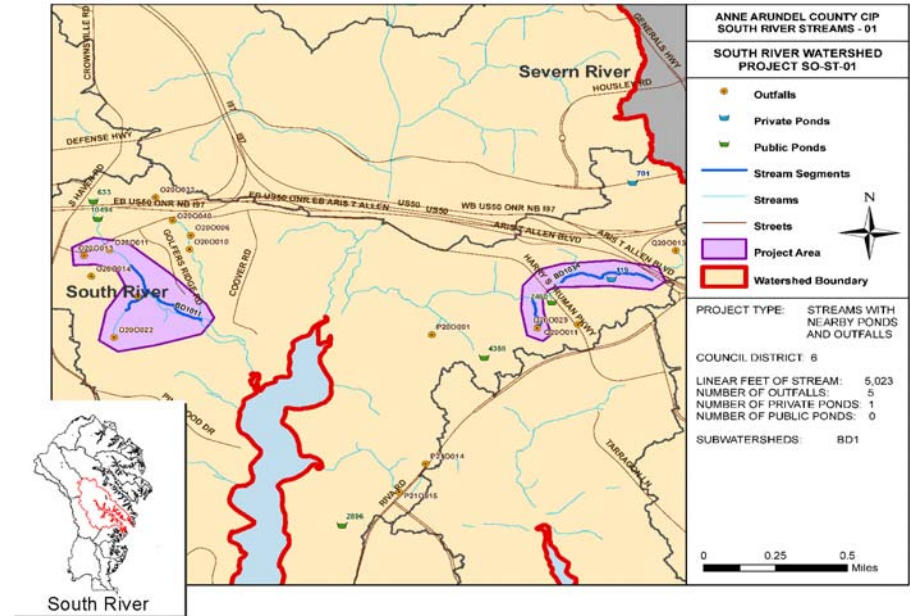
South River - Streams with Nearby Outfalls & Ponds - Project Group: 01 - Priority Rating: Red

This project is for the design and construction for stormwater management infrastructure improvements necessary to comply with Federal and State clean water requirements. This project includes restoration and improvements to approximately 5 Outfalls, 1 Private Pond and 4 Stream Segments (5,023 Lineal Feet).

Benefit

Water Quality Improvement and Regulatory Compliance

Amendment History



Prior Year Project Total	Phase	Project Total	Prior Approval	Budget FY2019	Capital Program (\$000)					Beyond 6 Years
					FY2020	FY2021	FY2022	FY2023	FY2024	
\$688,000	Plans and Engineering	\$688,000	\$688,000	\$0	\$0	\$0	\$0	\$0	\$0	\$0
\$107,600	Land	\$107,600	\$107,600	\$0	\$0	\$0	\$0	\$0	\$0	\$0
\$10,000	Construction	\$10,000	\$10,000	\$0	\$0	\$0	\$0	\$0	\$0	\$0
\$56,400	Overhead	\$56,400	\$56,400	\$0	\$0	\$0	\$0	\$0	\$0	\$0
\$862,000	Total	\$862,000	\$862,000	\$0	\$0	\$0	\$0	\$0	\$0	\$0
More (Less) Than Prior Year Program:		\$0	\$0	\$0	\$0	\$0	\$0	\$0	\$0	\$0

B559100 SO-ST-01

Class: Watershed Protection & Restor.

FY2019

Council Approved

Project Status

1. Current status of this project: Active
2. Action taken in Current Fiscal Year: Design
3. Action required to complete this project: Design, Right of Way Acquisition, Construction and Performance

Change from Prior Year

1. Change in Name or Description: None
2. Change in Total Project Cost: None.
3. Change in Scope: None
4. Change in Timing: None

Estimated Operating Budget Impact: Indeterminate

Initial Total Project Cost Estimate

FY 2014 \$4,537,800

Financial Activity

	Expended	Encumbered	Total
April 1, 2017	\$11,797	\$0	\$11,797
April 1, 2018	\$11,832	\$0	\$11,832

Prior Year Project Total	Funding	Project Total	Prior Approval	Budget FY2019	Capital Program (\$000)					Beyond 6 Years
					FY2020	FY2021	FY2022	FY2023	FY2024	
\$862,000	WPRF Bonds	\$862,000	\$862,000	\$0	\$0	\$0	\$0	\$0	\$0	\$0
\$862,000	Total	\$862,000	\$862,000	\$0	\$0	\$0	\$0	\$0	\$0	\$0
More (Less) Than Prior Year Program:		\$0	\$0	\$0	\$0	\$0	\$0	\$0	\$0	\$0

B559200 SO-OF-01

Class: Watershed Protection & Restor.

FY2019

Council Approved

Description

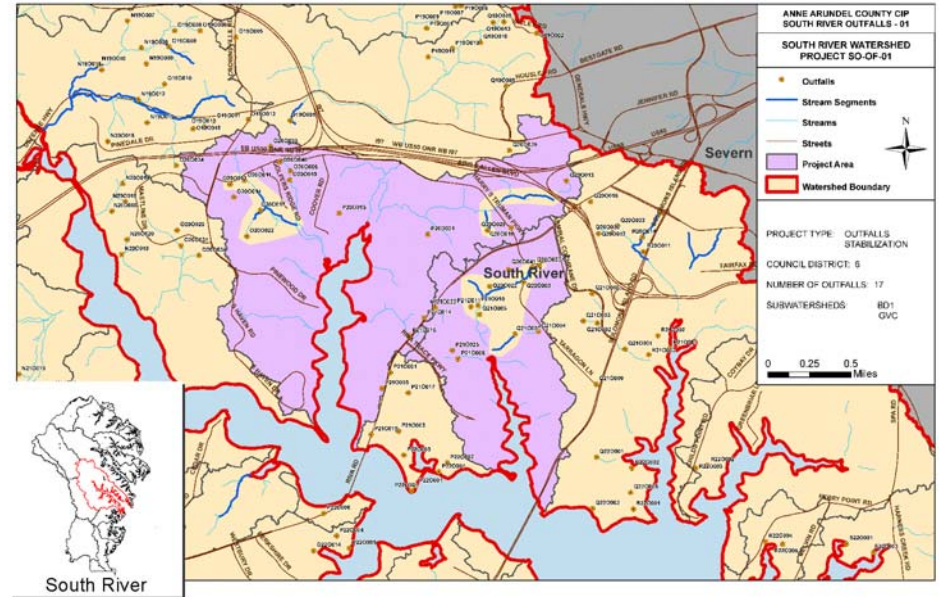
South River - Stand Alone Outfalls - Project Group: 01 - Priority Rating: Red

This project is for the design and construction for stormwater management infrastructure improvements necessary to comply with Federal and State clean water requirements. This project includes restoration and improvements to approximately 17 Outfalls.

Benefit

Water Quality Improvement and Regulatory Compliance

Amendment History



Prior Year Project Total	Phase	Project Total	Prior Approval	Budget FY2019	Capital Program (\$000)					Beyond 6 Years
					FY2020	FY2021	FY2022	FY2023	FY2024	
\$1,224,300	Plans and Engineering	\$778,300	\$1,224,300	(\$446,000)	\$0	\$0	\$0	\$0	\$0	\$0
\$20,000	Land	\$20,000	\$20,000	\$0	\$0	\$0	\$0	\$0	\$0	\$0
\$2,840,000	Construction	\$2,260,000	\$2,840,000	(\$580,000)	\$0	\$0	\$0	\$0	\$0	\$0
\$285,900	Overhead	\$231,900	\$285,900	(\$54,000)	\$0	\$0	\$0	\$0	\$0	\$0
\$4,370,200	Total	\$3,290,200	\$4,370,200	(\$1,080,000)	\$0	\$0	\$0	\$0	\$0	\$0
More (Less) Than Prior Year Program:		(\$1,080,000)	\$0	(\$1,080,000)	\$0	\$0	\$0	\$0	\$0	\$0

B559200 SO-OF-01

Class: Watershed Protection & Restor.

FY2019

Council Approved

Project Status

1. Current status of this project: Active
2. Action taken in Current Fiscal Year: Design
3. Action required to complete this project: Design, Right of Way Acquisition, Construction and Performance

Change from Prior Year

1. Change in Name or Description: None
2. Change in Total Project Cost: Decreased FY19
3. Change in Scope: None
4. Change in Timing: None

Estimated Operating Budget Impact: Indeterminate

Initial Total Project Cost Estimate

FY 2014 \$4,136,300

Financial Activity

	Expended	Encumbered	Total
April 1, 2017	\$444,372	\$747,299	\$1,191,671
April 1, 2018	\$559,395	\$538,366	\$1,097,761

Prior Year Project Total	Funding	Project Total	Prior Approval	Budget FY2019	Capital Program (\$000)					Beyond 6 Years
					FY2020	FY2021	FY2022	FY2023	FY2024	
\$4,370,200	WPRF Bonds	\$3,290,200	\$4,370,200	(\$1,080,000)	\$0	\$0	\$0	\$0	\$0	\$0
\$4,370,200	Total	\$3,290,200	\$4,370,200	(\$1,080,000)	\$0	\$0	\$0	\$0	\$0	\$0
More (Less) Than Prior Year Program:		(\$1,080,000)	\$0	(\$1,080,000)	\$0	\$0	\$0	\$0	\$0	\$0

B559300 SO-ST-02

Class: Watershed Protection & Restor.

FY2019

Council Approved

Description

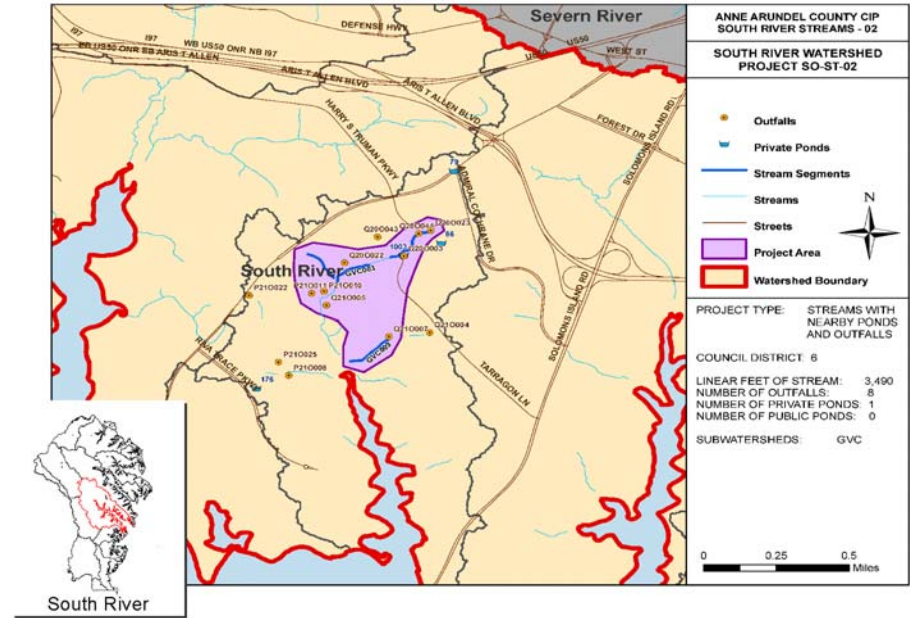
South River - Streams with Nearby Outfalls & Ponds - Project Group: 02 - Priority Rating: Red

This project is for the design and construction for stormwater management infrastructure improvements necessary to comply with Federal and State clean water requirements. This project includes restoration and improvements to approximately 8 Outfalls, 1 Private Pond and 6 Stream Segments (3,490 Lineal Feet).

Benefit

Water Quality Improvement and Regulatory Compliance

Amendment History



Prior Year Project Total	Phase	Project Total	Prior Approval	Budget FY2019	Capital Program (\$000)					Beyond 6 Years
					FY2020	FY2021	FY2022	FY2023	FY2024	
\$510,583	Plans and Engineering	\$1,583	\$510,583	(\$509,000)	\$0	\$0	\$0	\$0	\$0	\$0
\$124,400	Land	\$1,400	\$124,400	(\$123,000)	\$0	\$0	\$0	\$0	\$0	\$0
\$9,936	Construction	\$936	\$9,936	(\$9,000)	\$0	\$0	\$0	\$0	\$0	\$0
\$45,145	Overhead	\$1,145	\$45,145	(\$44,000)	\$0	\$0	\$0	\$0	\$0	\$0
\$690,064	Total	\$5,064	\$690,064	(\$685,000)	\$0	\$0	\$0	\$0	\$0	\$0
More (Less) Than Prior Year Program:		(\$685,000)	\$0	(\$685,000)	\$0	\$0	\$0	\$0	\$0	\$0

B559300 SO-ST-02

Class: Watershed Protection & Restor.

FY2019

Council Approved

Project Status

1. Current status of this project: Active
2. Action taken in Current Fiscal Year: Design
3. Action required to complete this project: Design, Right of Way Acquisition, Construction and Performance

Change from Prior Year

1. Change in Name or Description: None
2. Change in Total Project Cost: Decreased FY19
3. Change in Scope: None
4. Change in Timing: None

Estimated Operating Budget Impact: Indeterminate

Initial Total Project Cost Estimate

FY 2014 \$3,640,000

Financial Activity

	Expended	Encumbered	Total
April 1, 2017	\$0	\$0	\$0
April 1, 2018	\$0	\$0	\$0

Prior Year Project Total	Funding	Project Total	Prior Approval	Budget FY2019	Capital Program (\$000)					Beyond 6 Years
					FY2020	FY2021	FY2022	FY2023	FY2024	
\$690,064	WPRF Bonds	\$5,064	\$690,064	(\$685,000)	\$0	\$0	\$0	\$0	\$0	\$0
\$690,064	Total	\$5,064	\$690,064	(\$685,000)	\$0	\$0	\$0	\$0	\$0	\$0
More (Less) Than Prior Year Program:		(\$685,000)	\$0	(\$685,000)	\$0	\$0	\$0	\$0	\$0	\$0

B559400 SO-ST-03

Class: Watershed Protection & Restor.

FY2019

Council Approved

Description

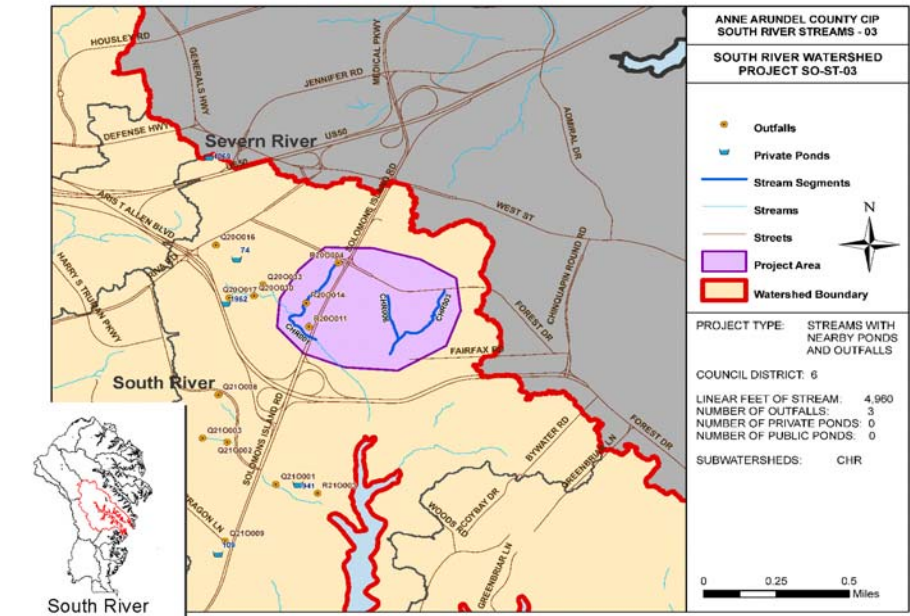
South River - Streams with Nearby Outfalls & Ponds - Project Group: 03 - Priority Rating: Red

This project is for the design and construction for stormwater management infrastructure improvements necessary to comply with Federal and State clean water requirements. This project includes restoration and improvements to approximately 3 Outfalls and 3 Stream Segments (4,960 Lineal Feet).

Benefit

Water Quality Improvement and Regulatory Compliance

Amendment History



Prior Year Project Total	Phase	Project Total	Prior Approval	Budget FY2019	Capital Program (\$000)					Beyond 6 Years
					FY2020	FY2021	FY2022	FY2023	FY2024	
\$720,700	Plans and Engineering	\$490,700	\$720,700	(\$230,000)	\$0	\$0	\$0	\$0	\$0	\$0
\$179,300	Land	\$179,300	\$179,300	\$0	\$0	\$0	\$0	\$0	\$0	\$0
\$10,000	Construction	\$10,000	\$10,000	\$0	\$0	\$0	\$0	\$0	\$0	\$0
\$63,700	Overhead	\$51,700	\$63,700	(\$12,000)	\$0	\$0	\$0	\$0	\$0	\$0
\$973,700	Total	\$731,700	\$973,700	(\$242,000)	\$0	\$0	\$0	\$0	\$0	\$0
More (Less) Than Prior Year Program:		(\$242,000)	\$0	(\$242,000)	\$0	\$0	\$0	\$0	\$0	\$0

B559400 SO-ST-03

Class: Watershed Protection & Restor.

FY2019

Council Approved

Project Status

1. Current status of this project: Active
2. Action taken in Current Fiscal Year: Design
3. Action required to complete this project: Design, Right of Way Acquisition, Construction and Performance

Change from Prior Year

1. Change in Name or Description: None
2. Change in Total Project Cost: Decrease of \$242,500
3. Change in Scope: None
4. Change in Timing: None

Estimated Operating Budget Impact: Indeterminate

Initial Total Project Cost Estimate

FY 2014 \$5,125,700

Financial Activity

	Expended	Encumbered	Total
April 1, 2017	\$532,272	\$111,074	\$643,346
April 1, 2018	\$573,097	\$81,780	\$654,877

Prior Year Project Total	Funding	Project Total	Prior Approval	Budget FY2019	Capital Program (\$000)					Beyond 6 Years
					FY2020	FY2021	FY2022	FY2023	FY2024	
\$973,700	WPRF Bonds	\$731,700	\$973,700	(\$242,000)	\$0	\$0	\$0	\$0	\$0	\$0
\$973,700	Total	\$731,700	\$973,700	(\$242,000)	\$0	\$0	\$0	\$0	\$0	\$0
More (Less) Than Prior Year Program:		(\$242,000)	\$0	(\$242,000)	\$0	\$0	\$0	\$0	\$0	\$0

B559600 SO-OF-03

Class: Watershed Protection & Restor.

FY2019

Council Approved

Description

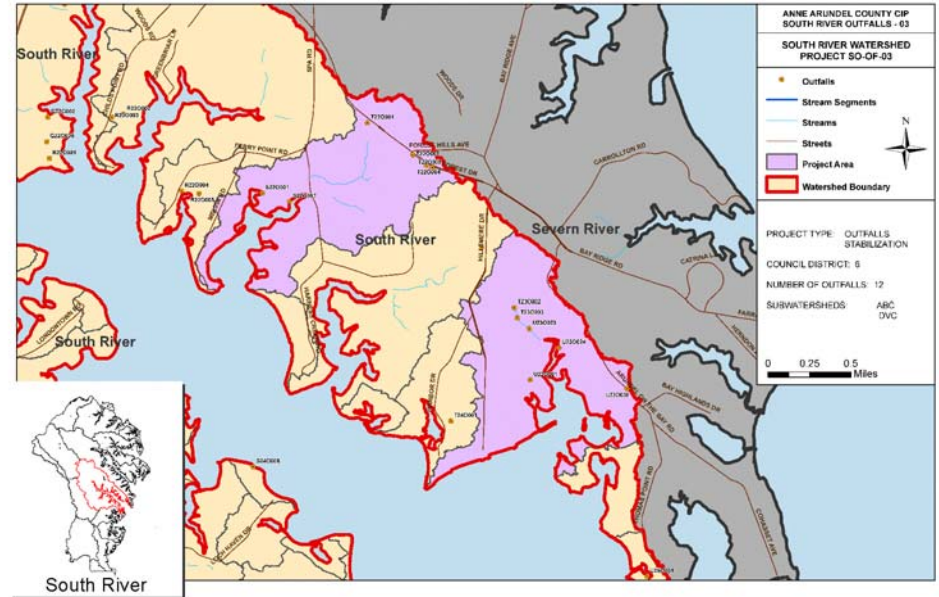
South River - Stand Alone Outfalls - Project Group: 03 - Priority Rating: Red

This project is for the design and construction for stormwater management infrastructure improvements necessary to comply with Federal and State clean water requirements. This project includes restoration and improvements to approximately 12 Outfalls.

Benefit

Water Quality Improvement and Regulatory Compliance

Amendment History



Prior Year Project Total	Phase	Project Total	Prior Approval	Budget FY2019	Capital Program (\$000)					Beyond 6 Years
					FY2020	FY2021	FY2022	FY2023	FY2024	
\$260,000	Plans and Engineering	\$293,000	\$260,000	\$33,000	\$0	\$0	\$0	\$0	\$0	\$0
\$10,000	Land	\$381,000	\$10,000	\$371,000	\$0	\$0	\$0	\$0	\$0	\$0
\$763,000	Construction	\$910,000	\$763,000	\$147,000	\$0	\$0	\$0	\$0	\$0	\$0
\$72,300	Overhead	\$79,300	\$72,300	\$7,000	\$0	\$0	\$0	\$0	\$0	\$0
\$1,105,300	Total	\$1,663,300	\$1,105,300	\$558,000	\$0	\$0	\$0	\$0	\$0	\$0
More (Less) Than Prior Year Program:		\$558,000	\$0	\$558,000	\$0	\$0	\$0	\$0	\$0	\$0

B559600 SO-OF-03

Class: Watershed Protection & Restor.

FY2019

Council Approved

Project Status

1. Current status of this project: Active
2. Action taken in Current Fiscal Year: Design
3. Action required to complete this project: Design, Right of Way Acquisition, Construction and Performance

Change from Prior Year

1. Change in Name or Description: None
2. Change in Total Project Cost: Increased FY19
3. Change in Scope: None
4. Change in Timing: None

Estimated Operating Budget Impact: Indeterminate

Initial Total Project Cost Estimate

FY 2014 \$4,644,900

Financial Activity

	Expended	Encumbered	Total
April 1, 2017	\$164,706	\$92,049	\$256,755
April 1, 2018	\$222,124	\$449,493	\$671,617

Prior Year Project Total	Funding	Project Total	Prior Approval	Budget FY2019	Capital Program (\$000)					Beyond 6 Years
					FY2020	FY2021	FY2022	FY2023	FY2024	
\$1,105,300	WPRF Bonds	\$1,663,300	\$1,105,300	\$558,000	\$0	\$0	\$0	\$0	\$0	\$0
\$1,105,300	Total	\$1,663,300	\$1,105,300	\$558,000	\$0	\$0	\$0	\$0	\$0	\$0
More (Less) Than Prior Year Program:		\$558,000	\$0	\$558,000	\$0	\$0	\$0	\$0	\$0	\$0

B559700 SO-ST-04

Class: Watershed Protection & Restor.

FY2019

Council Approved

Description

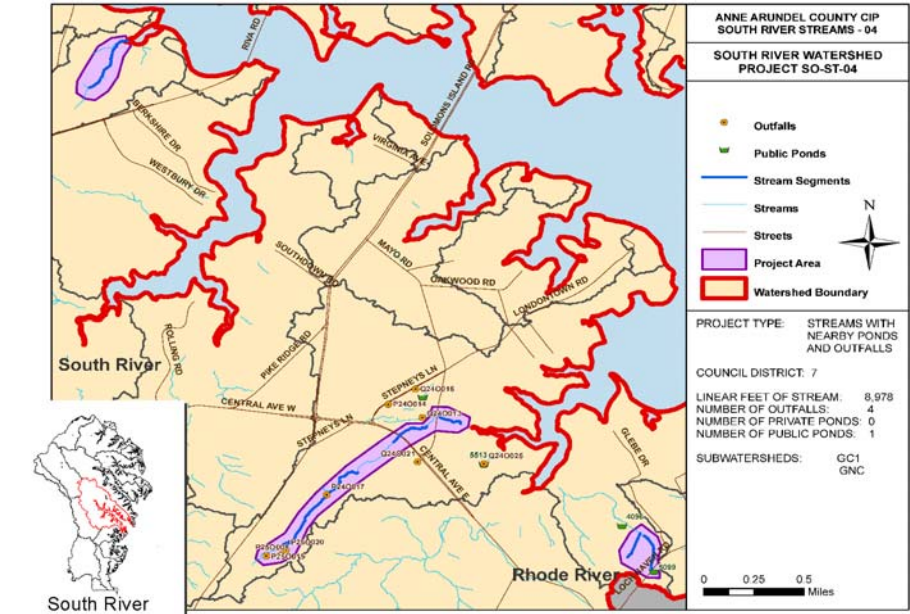
South River - Streams with Nearby Outfalls & Ponds - Project Group: 04 - Priority Rating: Red

This project is for the design and construction for stormwater management infrastructure improvements necessary to comply with Federal and State clean water requirements. This project includes restoration and improvements to approximately 4 Outfalls, 1 Public Pond and 8 Stream Segments (8,978 Lineal Feet).

Benefit

Water Quality Improvement and Regulatory Compliance

Amendment History



Prior Year Project Total	Phase	Project Total	Prior Approval	Budget FY2019	Capital Program (\$000)					Beyond 6 Years
					FY2020	FY2021	FY2022	FY2023	FY2024	
\$1,229,200	Plans and Engineering	\$1,213,020	\$1,213,020	\$0	\$0	\$0	\$0	\$0	\$0	\$0
\$155,000	Land	\$155,000	\$155,000	\$0	\$0	\$0	\$0	\$0	\$0	\$0
\$10,000	Construction	\$617,231	(\$85,769)	\$703,000	\$0	\$0	\$0	\$0	\$0	\$0
\$56,000	Overhead	\$88,064	\$51,064	\$37,000	\$0	\$0	\$0	\$0	\$0	\$0
\$1,450,200	Total	\$2,073,314	\$1,333,314	\$740,000	\$0	\$0	\$0	\$0	\$0	\$0
More (Less) Than Prior Year Program:		\$623,114	(\$116,886)	\$740,000	\$0	\$0	\$0	\$0	\$0	\$0

B559700 SO-ST-04

Class: Watershed Protection & Restor.

FY2019

Council Approved

Project Status

1. Current status of this project: Active
2. Action taken in Current Fiscal Year: Design
3. Action required to complete this project: Design, Right of Way Acquisition, Construction and Performance

Change from Prior Year

1. Change in Name or Description: None
2. Change in Total Project Cost: Increase of \$740,000.
3. Change in Scope: None
4. Change in Timing: None

Estimated Operating Budget Impact: Indeterminate

Initial Total Project Cost Estimate

FY 2014 \$4,474,900

Financial Activity

	Expended	Encumbered	Total
April 1, 2017	\$372,951	\$386,827	\$759,778
April 1, 2018	\$456,575	\$194,452	\$651,027

Prior Year Project Total	Funding	Project Total	Prior Approval	Budget FY2019	Capital Program (\$000)					Beyond 6 Years
					FY2020	FY2021	FY2022	FY2023	FY2024	
\$1,450,200	WPRF Bonds	\$2,073,314	\$1,333,314	\$740,000	\$0	\$0	\$0	\$0	\$0	\$0
\$1,450,200	Total	\$2,073,314	\$1,333,314	\$740,000	\$0	\$0	\$0	\$0	\$0	\$0
More (Less) Than Prior Year Program:		\$623,114	(\$116,886)	\$740,000	\$0	\$0	\$0	\$0	\$0	\$0

B559800 SO-OF-04

Class: Watershed Protection & Restor.

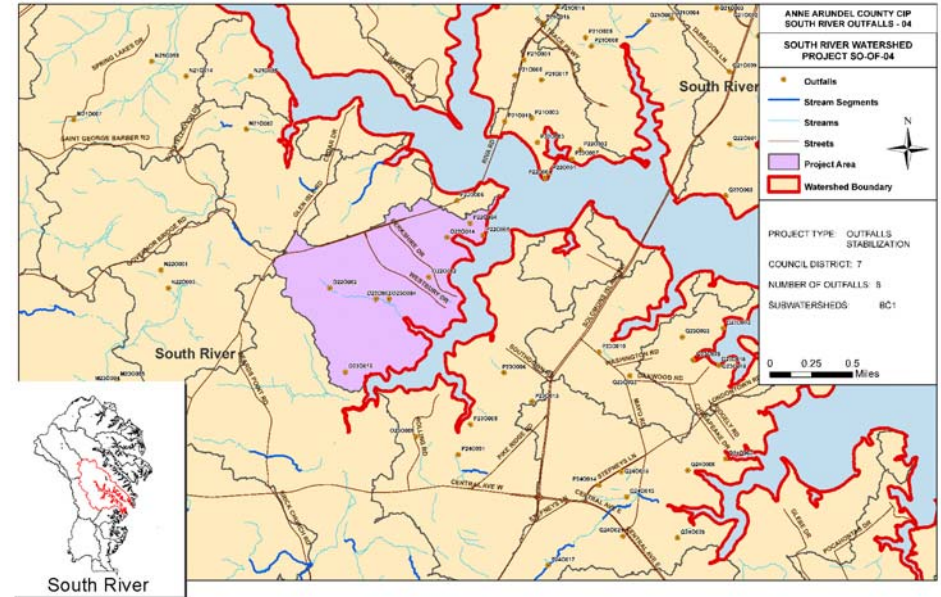
FY2019

Council Approved

Description

South River - Stand Alone Outfalls - Project Group: 04 - Priority Rating: Red

This project is for the design and construction for stormwater management infrastructure improvements necessary to comply with Federal and State clean water requirements. This project includes restoration and improvements to approximately 8 Outfalls.



Benefit

Water Quality Improvement and Regulatory Compliance

Amendment History

Prior Year Project Total	Phase	Project Total	Prior Approval	Budget FY2019	Capital Program (\$000)					Beyond 6 Years
					FY2020	FY2021	FY2022	FY2023	FY2024	
\$795,000	Plans and Engineering	\$885,000	\$795,000	\$90,000	\$0	\$0	\$0	\$0	\$0	\$0
\$30,000	Land	\$30,000	\$30,000	\$0	\$0	\$0	\$0	\$0	\$0	\$0
\$2,580,000	Construction	\$1,654,000	\$2,580,000	(\$926,000)	\$0	\$0	\$0	\$0	\$0	\$0
\$238,400	Overhead	\$138,400	\$238,400	(\$100,000)	\$0	\$0	\$0	\$0	\$0	\$0
\$3,643,400	Total	\$2,707,400	\$3,643,400	(\$936,000)	\$0	\$0	\$0	\$0	\$0	\$0
More (Less) Than Prior Year Program:		(\$936,000)	\$0	(\$936,000)	\$0	\$0	\$0	\$0	\$0	\$0

B559800 SO-OF-04

Class: Watershed Protection & Restor.

FY2019

Council Approved

Project Status

1. Current status of this project: Active
2. Action taken in Current Fiscal Year: Design
3. Action required to complete this project: Design, Right of Way Acquisition, Construction and Performance

Change from Prior Year

1. Change in Name or Description: None
2. Change in Total Project Cost: Decrease of \$936,000
3. Change in Scope: None
4. Change in Timing: None

Estimated Operating Budget Impact: Indeterminate

Initial Total Project Cost Estimate

FY 2014 \$4,093,500

Financial Activity

	Expended	Encumbered	Total
April 1, 2017	\$116,510	\$538,555	\$655,065
April 1, 2018	\$278,941	\$590,518	\$869,459

Prior Year Project Total	Funding	Project Total	Prior Approval	Budget FY2019	Capital Program (\$000)					Beyond 6 Years
					FY2020	FY2021	FY2022	FY2023	FY2024	
\$3,643,400	WPRF Bonds	\$2,707,400	\$3,643,400	(\$936,000)	\$0	\$0	\$0	\$0	\$0	\$0
\$3,643,400	Total	\$2,707,400	\$3,643,400	(\$936,000)	\$0	\$0	\$0	\$0	\$0	\$0
More (Less) Than Prior Year Program:		(\$936,000)	\$0	(\$936,000)	\$0	\$0	\$0	\$0	\$0	\$0

B560000 SO-OF-06

Class: Watershed Protection & Restor.

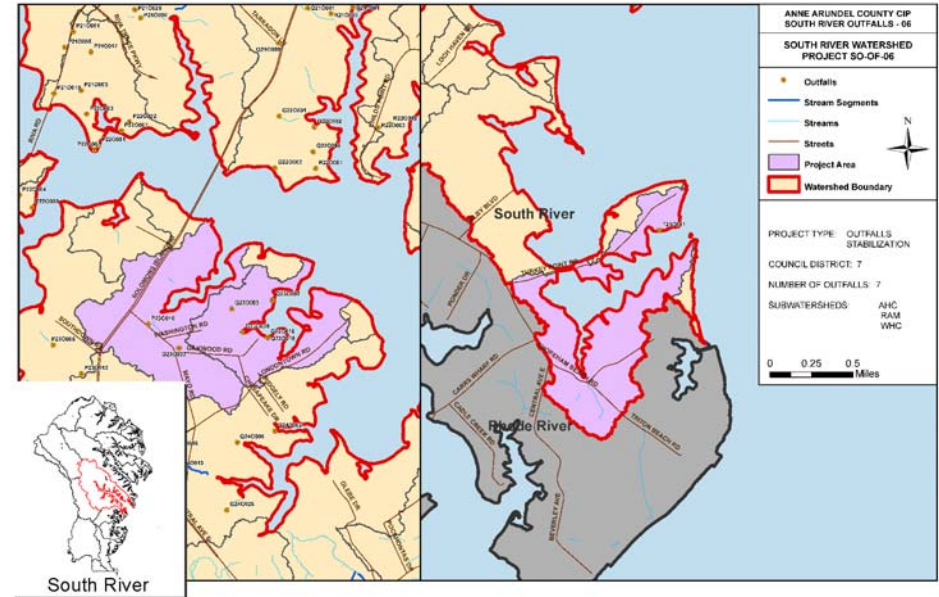
FY2019

Council Approved

Description

South River - Stand Alone Outfalls - Project Group: 06 - Priority Rating: Red

This project is for the design and construction for stormwater management infrastructure improvements necessary to comply with Federal and State clean water requirements. This project includes restoration and improvements to approximately 7 Outfalls.



Benefit

Water Quality Improvement and Regulatory Compliance

Amendment History

Prior Year Project Total	Phase	Project Total	Prior Approval	Budget FY2019	Capital Program (\$000)					Beyond 6 Years
					FY2020	FY2021	FY2022	FY2023	FY2024	
\$65,000	Plans and Engineering	\$65,000	\$65,000	\$0	\$0	\$0	\$0	\$0	\$0	\$0
\$0	Land	\$0	\$0	\$0	\$0	\$0	\$0	\$0	\$0	\$0
\$0	Construction	\$0	\$0	\$0	\$0	\$0	\$0	\$0	\$0	\$0
\$4,600	Overhead	\$4,600	\$4,600	\$0	\$0	\$0	\$0	\$0	\$0	\$0
\$69,600	Total	\$69,600	\$69,600	\$0	\$0	\$0	\$0	\$0	\$0	\$0
More (Less) Than Prior Year Program:		\$0	\$0	\$0	\$0	\$0	\$0	\$0	\$0	\$0

B560000 SO-OF-06

Class: Watershed Protection & Restor.

FY2019

Council Approved

Project Status

1. Current status of this project: Active
2. Action taken in Current Fiscal Year: Design
3. Action required to complete this project: Design, Right of Way Acquisition, Construction and Performance

Change from Prior Year

1. Change in Name or Description: None
2. Change in Total Project Cost: None
3. Change in Scope: None
4. Change in Timing: None

Estimated Operating Budget Impact: Indeterminate

Initial Total Project Cost Estimate

FY 2014 \$4,720,600

Financial Activity

	Expended	Encumbered	Total
April 1, 2017	\$50,708	\$10,408	\$61,116
April 1, 2018	\$50,708	\$10,408	\$61,116

Prior Year Project Total	Funding	Project Total	Prior Approval	Budget FY2019	Capital Program (\$000)					Beyond 6 Years
					FY2020	FY2021	FY2022	FY2023	FY2024	
\$69,600	WPRF Bonds	\$69,600	\$69,600	\$0	\$0	\$0	\$0	\$0	\$0	\$0
\$69,600	Total	\$69,600	\$69,600	\$0	\$0	\$0	\$0	\$0	\$0	\$0
More (Less) Than Prior Year Program:		\$0	\$0	\$0	\$0	\$0	\$0	\$0	\$0	\$0

B560100 SO-PP-01

Class: Watershed Protection & Restor.

FY2019

Council Approved

Description

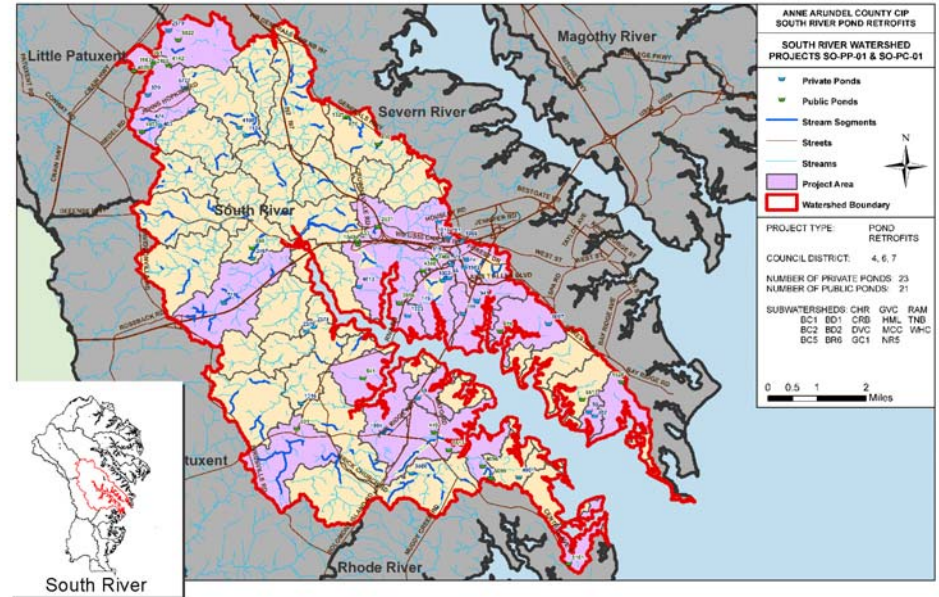
South River - Stand Alone Private Ponds - Project Group: 01 - Priority Rating: Red - Orange

This project is for the design and construction for stormwater management infrastructure improvements necessary to comply with Federal and State clean water requirements. This project includes restoration and improvements to approximately 23 Private Ponds

Benefit

Water Quality Improvement and Regulatory Compliance

Amendment History



Prior Year Project Total	Phase	Project Total	Prior Approval	Budget FY2019	Capital Program (\$000)					Beyond 6 Years
					FY2020	FY2021	FY2022	FY2023	FY2024	
\$728,200	Plans and Engineering	\$728,200	\$728,200	\$0	\$0	\$0	\$0	\$0	\$0	\$0
\$145,600	Land	\$145,600	\$145,600	\$0	\$0	\$0	\$0	\$0	\$0	\$0
\$3,288,900	Construction	\$1,863,900	\$3,288,900	(\$1,425,000)	\$0	\$0	\$0	\$0	\$0	\$0
\$297,700	Overhead	\$222,700	\$297,700	(\$75,000)	\$0	\$0	\$0	\$0	\$0	\$0
\$4,460,400	Total	\$2,960,400	\$4,460,400	(\$1,500,000)	\$0	\$0	\$0	\$0	\$0	\$0
More (Less) Than Prior Year Program:		(\$1,500,000)	\$0	(\$1,500,000)	\$0	\$0	\$0	\$0	\$0	\$0

B560100 SO-PP-01

Class: Watershed Protection & Restor.

FY2019

Council Approved

Project Status

1. Current status of this project: Active
2. Action taken in Current Fiscal Year: Design.
3. Action required to complete this project: Design, Right of Way Acquisition, Construction and Performance

Change from Prior Year

1. Change in Name or Description: None
2. Change in Total Project Cost: Decrease of \$1,500,000
3. Change in Scope: None
4. Change in Timing: None.

Estimated Operating Budget Impact: Indeterminate

Initial Total Project Cost Estimate

FY 2014 \$7,369,700

Financial Activity

Expended	Encumbered	Total	
April 1, 2017	\$105	\$0	\$105
April 1, 2018	\$105	\$459,537	\$459,642

Prior Year Project Total	Funding	Project Total	Prior Approval	Budget FY2019	Capital Program (\$000)					Beyond 6 Years
					FY2020	FY2021	FY2022	FY2023	FY2024	
\$4,460,400	WPRF Bonds	\$2,960,400	\$4,460,400	(\$1,500,000)	\$0	\$0	\$0	\$0	\$0	\$0
\$4,460,400	Total	\$2,960,400	\$4,460,400	(\$1,500,000)	\$0	\$0	\$0	\$0	\$0	\$0
More (Less) Than Prior Year Program:		(\$1,500,000)	\$0	(\$1,500,000)	\$0	\$0	\$0	\$0	\$0	\$0

B560200 SO-PC-01

Class: Watershed Protection & Restor.

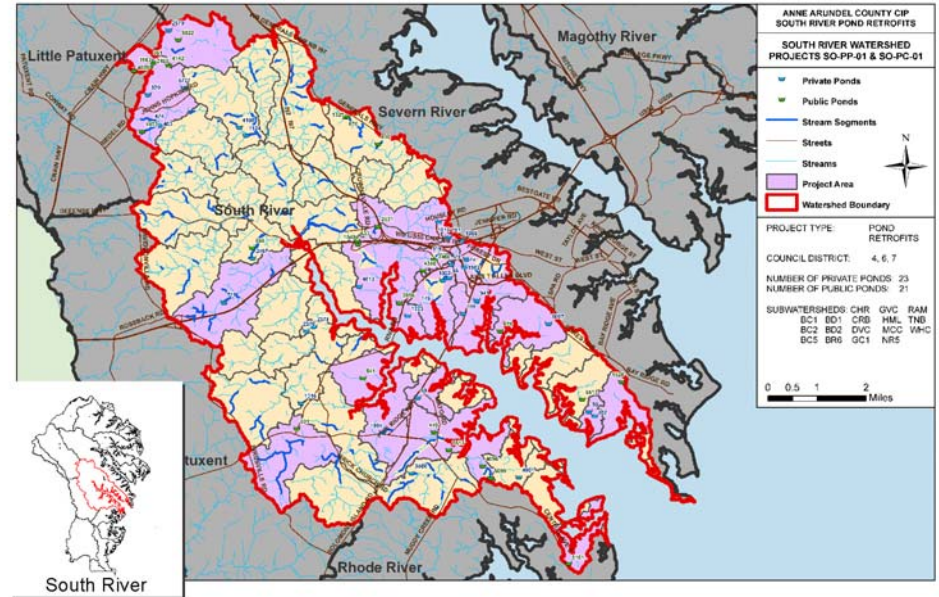
FY2019

Council Approved

Description

South River - Stand Alone Public Ponds - Project Group: 01 - Priority Rating: Red - Orange

This project is for the design and construction for stormwater management infrastructure improvements necessary to comply with Federal and State clean water requirements. This project includes restoration and improvements to approximately 21 Public Ponds.



Benefit

Water Quality Improvement and Regulatory Compliance

Amendment History

Prior Year Project Total	Phase	Project Total	Prior Approval	Budget FY2019	Capital Program (\$000)					Beyond 6 Years
					FY2020	FY2021	FY2022	FY2023	FY2024	
\$739,568	Plans and Engineering	\$675,054	\$675,054	\$0	\$0	\$0	\$0	\$0	\$0	\$0
\$1,000	Land	\$1,000	\$1,000	\$0	\$0	\$0	\$0	\$0	\$0	\$0
\$2,220,500	Construction	\$2,046,078	\$2,046,078	\$0	\$0	\$0	\$0	\$0	\$0	\$0
\$209,033	Overhead	\$198,403	\$198,403	\$0	\$0	\$0	\$0	\$0	\$0	\$0
\$3,170,101	Total	\$2,920,536	\$2,920,536	\$0	\$0	\$0	\$0	\$0	\$0	\$0
More (Less) Than Prior Year Program:		(\$249,566)	(\$249,566)	\$0	\$0	\$0	\$0	\$0	\$0	\$0

B560200 SO-PC-01

Class: Watershed Protection & Restor.

FY2019

Council Approved

Project Status

1. Current status of this project: Active
2. Action taken in Current Fiscal Year: Design
3. Action required to complete this project: Design, Right of Way Acquisition, Construction and Performance

Change from Prior Year

1. Change in Name or Description: None
2. Change in Total Project Cost: None
3. Change in Scope: None
4. Change in Timing: None

Estimated Operating Budget Impact: Indeterminate

Initial Total Project Cost Estimate

FY 2014 \$3,245,900

Financial Activity

	Expended	Encumbered	Total
April 1, 2017	\$1,277,245	\$527,516	\$1,804,762
April 1, 2018	\$1,315,490	\$297,505	\$1,612,996

Prior Year Project Total	Funding	Project Total	Prior Approval	Budget FY2019	Capital Program (\$000)					Beyond 6 Years
					FY2020	FY2021	FY2022	FY2023	FY2024	
\$3,170,101	WPRF Bonds	\$2,920,536	\$2,920,536	\$0	\$0	\$0	\$0	\$0	\$0	\$0
\$3,170,101	Total	\$2,920,536	\$2,920,536	\$0	\$0	\$0	\$0	\$0	\$0	\$0
More (Less) Than Prior Year Program:		(\$249,566)	(\$249,566)	\$0	\$0	\$0	\$0	\$0	\$0	\$0

B561000 WPRP Land Acquisition

Class: Watershed Protection & Restor.

FY2019

Council Approved

Description

This project involves the advance land acquisition of sites where future B-class projects will occur. This project is countywide and multi-year.

Location

Countywide

Benefit

Improved efficiency during execution of the capital improvement program.

Amendment History

Prior Year Project Total	Phase	Project Total	Prior Approval	Budget FY2019	Capital Program (\$000)					Beyond 6 Years
					FY2020	FY2021	FY2022	FY2023	FY2024	
\$1,000,000	Land	\$1,000,000	\$1,000,000	\$0	\$0	\$0	\$0	\$0	\$0	
\$1,000,000	Total	\$1,000,000	\$1,000,000	\$0	\$0	\$0	\$0	\$0	\$0	
More (Less) Than Prior Year Program:		\$0	\$0	\$0	\$0	\$0	\$0	\$0	\$0	Multi-Yr

B561000 WPRP Land Acquisition

Class: Watershed Protection & Restor.

FY2019

Council Approved

Project Status

1. Current status of this Project: Active
2. Action taken in Current Fiscal Year: None
3. Action required to complete this Project: Multi-year

Change from Prior Year

1. Change in Name or Description: None
2. Change in Total Project Cost: None
3. Change in Scope: None
4. Change in Timing: None

Estimated Operating Budget Impact: None

Initial Total Project Cost Estimate

FY 2016 \$1,000,000

Financial Activity

	Expended	Encumbered	Total
April 1, 2017	\$0	\$0	\$0
April 1, 2018	\$0	\$0	\$0

Prior Year Project Total	Funding	Project Total	Prior Approval	Budget FY2019	Capital Program (\$000)					Beyond 6 Years
					FY2020	FY2021	FY2022	FY2023	FY2024	
\$1,000,000	WPRF Bonds	\$1,000,000	\$1,000,000	\$0	\$0	\$0	\$0	\$0	\$0	
\$1,000,000	Total	\$1,000,000	\$1,000,000	\$0	\$0	\$0	\$0	\$0	\$0	
More (Less) Than Prior Year Program:		\$0	\$0	\$0	\$0	\$0	\$0	\$0	\$0	Multi-Yr

B561100 WPRP Restoration Grant

Class: Watershed Protection & Restor.

FY2019

Council Approved

Description

This project involves funding for a competitive, community restoration grant program administered by the Chesapeake Bay Trust. The restoration work accomplished through this program assists in the attainment of the County's clean water goals and compliance with its stormwater permits. This project is countywide and multi-year.

Location

Countywide

Benefit

Allows third-party partners to assist the County with achievement of its NPDES MS4 and Chesapeake Bay TMDL goals.

Amendment History

Prior Year Project Total	Phase	Project Total	Prior Approval	Budget FY2019	Capital Program (\$000)					Beyond 6 Years
					FY2020	FY2021	FY2022	FY2023	FY2024	
\$3,000,000	Other	\$4,000,000	\$3,000,000	\$1,000,000	\$0	\$0	\$0	\$0	\$0	\$0
\$3,000,000	Total	\$4,000,000	\$3,000,000	\$1,000,000	\$0	\$0	\$0	\$0	\$0	\$0
More (Less) Than Prior Year Program:		\$1,000,000	\$0	\$1,000,000	\$0	\$0	\$0	\$0	\$0	\$0

B561100 WPRP Restoration Grant

Class: Watershed Protection & Restor.

FY2019

Council Approved

Project Status

1. Current status of this Project: Active
2. Action taken in Current Fiscal Year: Implemented program
3. Action required to complete this Project: Multi-year

Change from Prior Year

1. Change in Name or Description: None
2. Change in Total Project Cost: Increase of \$1,000,000.
3. Change in Scope: None
4. Change in Timing: None

Estimated Operating Budget Impact: Indeterminate

Initial Total Project Cost Estimate

FY 2016 \$1,000,000

Financial Activity

	Expended	Encumbered	Total
April 1, 2017	\$1,000,000	\$0	\$1,000,000
April 1, 2018	\$2,000,000	\$0	\$2,000,000

Prior Year Project Total	Funding	Project Total	Prior Approval	Budget FY2019	Capital Program (\$000)					Beyond 6 Years
					FY2020	FY2021	FY2022	FY2023	FY2024	
\$3,000,000	WPRF Bonds	\$4,000,000	\$3,000,000	\$1,000,000	\$0	\$0	\$0	\$0	\$0	\$0
\$3,000,000	Total	\$4,000,000	\$3,000,000	\$1,000,000	\$0	\$0	\$0	\$0	\$0	\$0
More (Less) Than Prior Year Program:		\$1,000,000	\$0	\$1,000,000	\$0	\$0	\$0	\$0	\$0	\$0

B561200 WPRF Project Planning

Class: Watershed Protection & Restor.

FY2019

Council Approved

Description

Funds are approved and requested for preliminary planning and engineering, and cost estimating for proposed future Watershed Protection and Restoration capital projects. This is a revolving fund project that will be reimbursed when funds are appropriated for specific capital projects in the future.

Location

Countywide

Benefit

Provides for future planning of contemplated projects.

Amendment History

Prior Year Project Total	Phase	Project Total	Prior Approval	Budget FY2019	Capital Program (\$000)					Beyond 6 Years
					FY2020	FY2021	FY2022	FY2023	FY2024	
\$475,000	Plans and Engineering	\$680,000	\$475,000	\$205,000	\$0	\$0	\$0	\$0	\$0	
\$25,000	Overhead	\$35,000	\$25,000	\$10,000	\$0	\$0	\$0	\$0	\$0	
\$500,000	Total	\$715,000	\$500,000	\$215,000	\$0	\$0	\$0	\$0	\$0	
More (Less) Than Prior Year Program:		\$215,000	\$0	\$215,000	\$0	\$0	\$0	\$0	\$0	Multi-Yr

B561200 WPRF Project Planning

Class: Watershed Protection & Restor.

FY2019

Council Approved

Project Status

1. Current status of this Project: Active
2. Action taken in Current Fiscal Year: None
3. Action required to complete this Project: Multi-year

Change from Prior Year

1. Change in Name or Description: None
2. Change in Total Project Cost: Increase of \$215,000
3. Change in Scope: None
4. Change in Timing: None

Estimated Operating Budget Impact: Indeterminate

Initial Total Project Cost Estimate

FY 2016 \$500,000

Financial Activity

	Expended	Encumbered	Total
April 1, 2017	\$857	\$284,557	\$285,414
April 1, 2018	\$215,608	\$88,384	\$303,992

Prior Year Project Total	Funding	Project Total	Prior Approval	Budget FY2019	Capital Program (\$000)					Beyond 6 Years
					FY2020	FY2021	FY2022	FY2023	FY2024	
\$500,000	WPRF Bonds	\$715,000	\$500,000	\$215,000	\$0	\$0	\$0	\$0	\$0	
\$500,000	Total	\$715,000	\$500,000	\$215,000	\$0	\$0	\$0	\$0	\$0	
More (Less) Than Prior Year Program:		\$215,000	\$0	\$215,000	\$0	\$0	\$0	\$0	\$0	Multi-Yr

B567900 New Cut Rd Culvert - Construct

Class: Watershed Protection & Restor.

FY2019

Council Approved

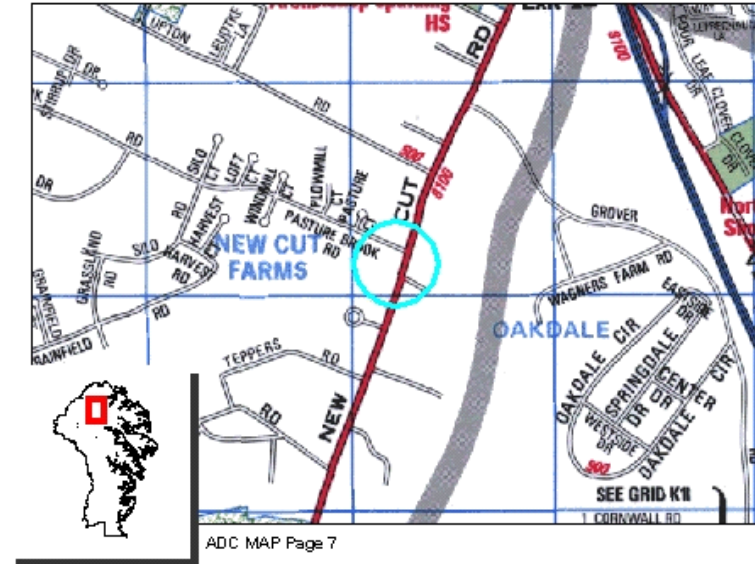
Description

This project consists of the removal of the deteriorated and undersized culvert, designed under project D480900, with a properly sized culvert and associated road improvements along New Cut Road over the unnamed tributary to the Severn Run.

Benefit

Preventive maintenance.

Amendment History



Prior Year Project Total	Phase	Project Total	Prior Approval	Budget FY2019	Capital Program (\$000)					Beyond 6 Years
					FY2020	FY2021	FY2022	FY2023	FY2024	
\$3,889,000	Construction	\$3,599,000	\$3,889,000	(\$290,000)	\$0	\$0	\$0	\$0	\$0	\$0
\$194,000	Overhead	\$194,000	\$194,000	\$0	\$0	\$0	\$0	\$0	\$0	\$0
\$4,083,000	Total	\$3,793,000	\$4,083,000	(\$290,000)	\$0	\$0	\$0	\$0	\$0	\$0
More (Less) Than Prior Year Program:		(\$290,000)	\$0	(\$290,000)	\$0	\$0	\$0	\$0	\$0	\$0

B567900 New Cut Rd Culvert - Construct

Class: Watershed Protection & Restor.

FY2019

Council Approved

Project Status

1. Current status of this project: Active
2. Action taken in Current Fiscal Year: Construction
3. Action required to complete this project: Construction and Performance

Change from Prior Year

1. Change in Name or Description: None
2. Change in Total Project Cost: Reduced based on latest cost estimate.
3. Change in Scope: None
4. Change in Timing: None

Estimated Operating Budget Impact: Indeterminate

Initial Total Project Cost Estimate

FY 2017 \$3,695,000

Financial Activity

	Expended	Encumbered	Total
April 1, 2017	\$9,234	\$206,206	\$215,440
April 1, 2018	\$41,870	\$2,518,504	\$2,560,374

Prior Year Project Total	Funding	Project Total	Prior Approval	Budget FY2019	Capital Program (\$000)					Beyond 6 Years
					FY2020	FY2021	FY2022	FY2023	FY2024	
\$4,083,000	WPRF Bonds	\$3,793,000	\$4,083,000	(\$290,000)	\$0	\$0	\$0	\$0	\$0	\$0
\$4,083,000	Total	\$3,793,000	\$4,083,000	(\$290,000)	\$0	\$0	\$0	\$0	\$0	\$0
More (Less) Than Prior Year Program:		(\$290,000)	\$0	(\$290,000)	\$0	\$0	\$0	\$0	\$0	\$0

B568000 Shipley's Choice Stream Restor

Class: Watershed Protection & Restor.

FY2019

Council Approved

Description

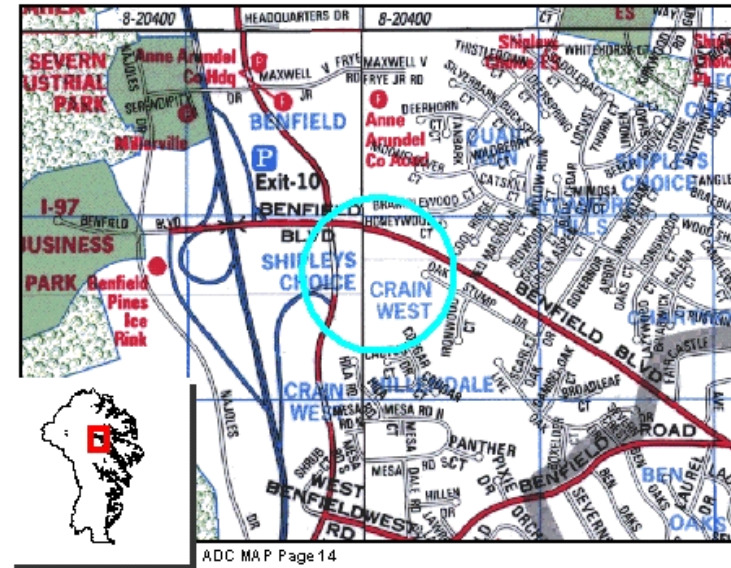
This project consists of the design and construction of a stable stream and wetland system in the Shipley's Choice community to provide water quality and stability benefits in the area downstream of a proposed dam removal project. The eroding channel discharges sediments and pollutants into a tributary of the Severn River.

This stream restoration work is moved from project Q543000 in the Water Quality Improvement Class to this new project.

Benefit

Water quality and stability benefits in the area downstream of a proposed dam removal project.

Amendment History



Prior Year Project Total	Phase	Project Total	Prior Approval	Budget FY2019	Capital Program (\$000)					Beyond 6 Years
					FY2020	FY2021	FY2022	FY2023	FY2024	
\$250,000	Plans and Engineering	\$250,000	\$250,000	\$0	\$0	\$0	\$0	\$0	\$0	\$0
\$100,000	Land	\$100,000	\$100,000	\$0	\$0	\$0	\$0	\$0	\$0	\$0
\$690,000	Construction	\$690,000	\$690,000	\$0	\$0	\$0	\$0	\$0	\$0	\$0
\$60,000	Overhead	\$60,000	\$60,000	\$0	\$0	\$0	\$0	\$0	\$0	\$0
\$1,100,000	Total	\$1,100,000	\$1,100,000	\$0	\$0	\$0	\$0	\$0	\$0	\$0
More (Less) Than Prior Year Program:		\$0	\$0	\$0	\$0	\$0	\$0	\$0	\$0	\$0

B568000 Shipley's Choice Stream Restor

Class: Watershed Protection & Restor.

FY2019

Council Approved

Project Status

1. Current status of this project: Programmed
2. Action taken in Current Fiscal Year: Programmed
3. Action required to complete this project: Programmed

Change from Prior Year

1. Change in Name or Description: None
2. Change in Total Project Cost: None
3. Change in Scope: None
4. Change in Timing: None

Estimated Operating Budget Impact: Indeterminate

Initial Total Project Cost Estimate

FY 2017 \$1,100,000

Financial Activity

	Expended	Encumbered	Total
April 1, 2017	\$0	\$0	\$0
April 1, 2018	\$0	\$0	\$0

Prior Year Project Total	Funding	Project Total	Prior Approval	Budget FY2019	Capital Program (\$000)					Beyond 6 Years
					FY2020	FY2021	FY2022	FY2023	FY2024	
\$1,100,000	WPRF Bonds	\$1,100,000	\$1,100,000	\$0	\$0	\$0	\$0	\$0	\$0	\$0
\$1,100,000	Total	\$1,100,000	\$1,100,000	\$0	\$0	\$0	\$0	\$0	\$0	\$0
More (Less) Than Prior Year Program:		\$0	\$0	\$0	\$0	\$0	\$0	\$0	\$0	\$0

B568100 Old County Road SWM BMP - Cont

Class: Watershed Protection & Restor.

FY2019

Council Approved

Description

This project consists of design and construction of a BMP at the Cypress Creek Community and Park to improve water quality flowing to an existing bog. This bog provides stormwater quality management upstream of an Atlantic White Cedar Woodland area.

This project is to continue and complete the work begun under project Q516500.

Benefit

Water quality and habitat improvement.

Amendment History



Prior Year Project Total	Phase	Project Total	Prior Approval	Budget FY2019	Capital Program (\$000)					Beyond 6 Years
					FY2020	FY2021	FY2022	FY2023	FY2024	
\$10,000	Plans and Engineering	\$0	\$10,000	(\$10,000)	\$0	\$0	\$0	\$0	\$0	\$0
\$10,000	Land	\$0	\$10,000	(\$10,000)	\$0	\$0	\$0	\$0	\$0	\$0
\$590,000	Construction	\$0	\$590,000	(\$590,000)	\$0	\$0	\$0	\$0	\$0	\$0
\$31,000	Overhead	\$0	\$31,000	(\$31,000)	\$0	\$0	\$0	\$0	\$0	\$0
\$641,000	Total	\$0	\$641,000	(\$641,000)	\$0	\$0	\$0	\$0	\$0	\$0
More (Less) Than Prior Year Program:		(\$641,000)	\$0	(\$641,000)	\$0	\$0	\$0	\$0	\$0	\$0

B568100 Old County Road SWM BMP - Cont

Class: Watershed Protection & Restor.

FY2019

Council Approved

Project Status

1. Current status of this project: Active
2. Action taken in Current Fiscal Year: Design
3. Action required to complete this project: Design, Right of Way Acquisition, Construction and Performance

Change from Prior Year

1. Change in Name or Description: None
2. Change in Total Project Cost: Deappropriate funds (\$641,000)
3. Change in Scope: None
4. Change in Timing: None

Estimated Operating Budget Impact: Indeterminate

Initial Total Project Cost Estimate

FY 2017 \$641,000

Financial Activity

	Expended	Encumbered	Total
April 1, 2017	\$0	\$0	\$0
April 1, 2018	\$0	\$0	\$0

Prior Year Project Total	Funding	Project Total	Prior Approval	Budget FY2019	Capital Program (\$000)					Beyond 6 Years
					FY2020	FY2021	FY2022	FY2023	FY2024	
\$641,000	WPRF Bonds	\$0	\$641,000	(\$641,000)	\$0	\$0	\$0	\$0	\$0	\$0
\$641,000	Total	\$0	\$641,000	(\$641,000)	\$0	\$0	\$0	\$0	\$0	\$0
More (Less) Than Prior Year Program:		(\$641,000)	\$0	(\$641,000)	\$0	\$0	\$0	\$0	\$0	\$0

B568200 Barrensdale Outfall Rest. Cont

Class: Watershed Protection & Restor.

FY2019

Council Approved

Description

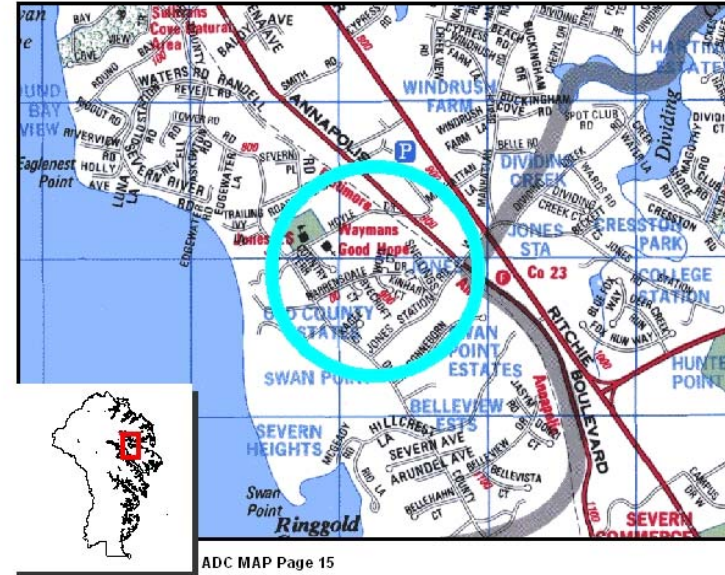
This Project is for right-of-way acquisition and construction of stream restoration to a highly eroded stream channel from the outfall from the public stormwater management pond at Barrensdale Drive in the Magothy River Watershed. Construction includes modifications to the public stormwater management pond.

This project is to continue and complete the work begun under project Q551500.

Benefit

Provide water quality treatment for the pond's drainage area, thereby contributing to regulatory compliance under the County's NPDES MS4 Permit and will improve hydrology and ecology for the stream channel.

Amendment History



Prior Year Project Total	Phase	Project Total	Prior Approval	Budget FY2019	Capital Program (\$000)					Beyond 6 Years
					FY2020	FY2021	FY2022	FY2023	FY2024	
\$251,000	Plans and Engineering	\$241,000	\$251,000	(\$10,000)	\$0	\$0	\$0	\$0	\$0	\$0
	Land	\$10,000	\$0	\$10,000	\$0	\$0	\$0	\$0	\$0	\$0
\$750,000	Construction	\$750,000	\$750,000	\$0	\$0	\$0	\$0	\$0	\$0	\$0
\$50,000	Overhead	\$50,000	\$50,000	\$0	\$0	\$0	\$0	\$0	\$0	\$0
\$1,051,000	Total	\$1,051,000	\$1,051,000	\$0	\$0	\$0	\$0	\$0	\$0	\$0
More (Less) Than Prior Year Program:		\$0	\$0	\$0	\$0	\$0	\$0	\$0	\$0	\$0

B568200 Barrensdale Outfall Rest. Cont

Class: Watershed Protection & Restor.

FY2019

Council Approved

Project Status

1. Current status of this project: Active
2. Action taken in Current Fiscal Year: Design
3. Action required to complete this project: Design, Right of Way Acquisition, Construction and Performance

Change from Prior Year

1. Change in Name or Description: None
2. Change in Total Project Cost: Shift funds between phases
3. Change in Scope: None
4. Change in Timing: None

Estimated Operating Budget Impact: Indeterminate

Initial Total Project Cost Estimate

FY 2017 \$1,051,000

Financial Activity

	Expended	Encumbered	Total
April 1, 2017	\$902	\$0	\$902
April 1, 2018	\$8,337	\$70,500	\$78,837

Prior Year Project Total	Funding	Project Total	Prior Approval	Budget FY2019	Capital Program (\$000)					Beyond 6 Years
					FY2020	FY2021	FY2022	FY2023	FY2024	
\$1,051,000	WPRF Bonds	\$1,051,000	\$1,051,000	\$0	\$0	\$0	\$0	\$0	\$0	\$0
\$1,051,000	Total	\$1,051,000	\$1,051,000	\$0	\$0	\$0	\$0	\$0	\$0	\$0
More (Less) Than Prior Year Program:		\$0	\$0	\$0	\$0	\$0	\$0	\$0	\$0	\$0

B568300 Pub/Priv Perf of Wtr Qlty Imps

Class: Watershed Protection & Restor.

FY2019

Council Approved

Description

This project provides funding to incentivize the implementation of water quality restoration projects by private sector partners that will count towards the County's NPDES MS4 Permit and TMDL load reductions as well as State and Federal Permit conditions.

Location

Countywide

Benefit

Water Quality Improvement and Regulatory Compliance

Amendment History

Prior Year Project Total	Phase	Project Total	Prior Approval	Budget FY2019	Capital Program (\$000)					Beyond 6 Years
					FY2020	FY2021	FY2022	FY2023	FY2024	
\$10,000,000	Other	\$14,000,000	\$10,000,000	\$4,000,000	\$0	\$0	\$0	\$0	\$0	\$0
\$10,000,000	Total	\$14,000,000	\$10,000,000	\$4,000,000	\$0	\$0	\$0	\$0	\$0	\$0
More (Less) Than Prior Year Program:		\$4,000,000	\$0	\$4,000,000	\$0	\$0	\$0	\$0	\$0	\$0

B568300 Pub/Priv Perf of Wtr Qlty Imps

Class: Watershed Protection & Restor.

FY2019

Council Approved

Project Status

1. Current status of this project: Active
2. Action taken in Current Fiscal Year: RFP Solicitation
3. Action required to complete this project: Ongoing

Change from Prior Year

1. Change in Name or Description: None
2. Change in Total Project Cost: Increase of \$4,000,000.
3. Change in Scope: None
4. Change in Timing: None

Estimated Operating Budget Impact: Indeterminate

Initial Total Project Cost Estimate

FY 2017 \$10,000,000

Financial Activity

	Expended	Encumbered	Total
April 1, 2017	\$0	\$3,826,276	\$3,826,276
April 1, 2018	\$2,800	\$3,826,276	\$3,829,076

Prior Year Project Total	Funding	Project Total	Prior Approval	Budget FY2019	Capital Program (\$000)					Beyond 6 Years
					FY2020	FY2021	FY2022	FY2023	FY2024	
\$10,000,000	WPRF Bonds	\$14,000,000	\$10,000,000	\$4,000,000	\$0	\$0	\$0	\$0	\$0	\$0
\$10,000,000	Total	\$14,000,000	\$10,000,000	\$4,000,000	\$0	\$0	\$0	\$0	\$0	\$0
More (Less) Than Prior Year Program:		\$4,000,000	\$0	\$4,000,000	\$0	\$0	\$0	\$0	\$0	\$0

B571100 Magothy Outfalls

Class: Watershed Protection & Restor.

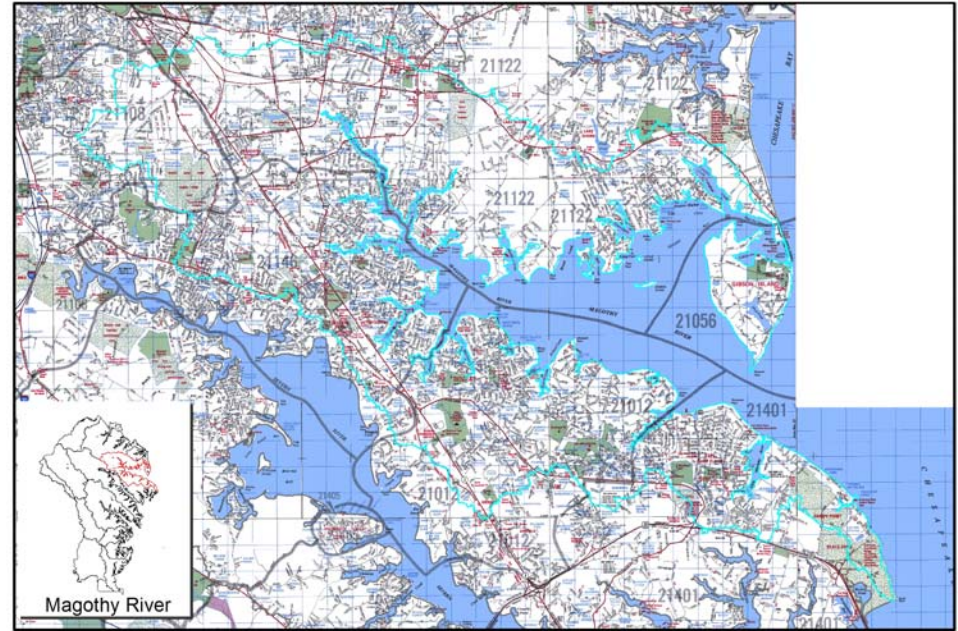
FY2019

Council Approved

Description

Magothy River Outfalls

This project is for the design and construction for stormwater management infrastructure improvements necessary to comply with Federal and State clean water requirements. This project includes restoration and improvements to stormwater outfalls in the Magothy River watershed.



Benefit

Water Quality Improvement and Regulatory Compliance

Amendment History

Prior Year Project Total	Phase	Project Total	Prior Approval	Budget FY2019	Capital Program (\$000)					Beyond 6 Years
					FY2020	FY2021	FY2022	FY2023	FY2024	
\$1,992,800	Plans and Engineering	\$1,992,800	\$1,992,800	\$0	\$0	\$0	\$0	\$0	\$0	\$0
\$397,600	Land	\$397,600	\$397,600	\$0	\$0	\$0	\$0	\$0	\$0	\$0
\$12,420,800	Construction	\$7,841,800	\$12,420,800	(\$4,579,000)	\$0	\$0	\$0	\$0	\$0	\$0
\$1,182,700	Overhead	\$941,700	\$1,182,700	(\$241,000)	\$0	\$0	\$0	\$0	\$0	\$0
\$15,993,900	Total	\$11,173,900	\$15,993,900	(\$4,820,000)	\$0	\$0	\$0	\$0	\$0	\$0
More (Less) Than Prior Year Program:		(\$4,820,000)	\$0	(\$4,820,000)	\$0	\$0	\$0	\$0	\$0	\$0

B571100 Magothy Outfalls

Class: Watershed Protection & Restor.

FY2019

Council Approved

Project Status

1. Current status of this project: Active
2. Action taken in Current Fiscal Year: None.
3. Action required to complete this project: Design, Right of Way Acquisition, Construction and Performance

Change from Prior Year

1. Change in Name or Description: None
2. Change in Total Project Cost: Decreased FY19
3. Change in Scope: None
4. Change in Timing: None

Estimated Operating Budget Impact: Indeterminate

Initial Total Project Cost Estimate

FY 2018 \$15,993,900

Financial Activity

	Expended	Encumbered	Total
April 1, 2017	\$0	\$114,006	\$114,006
April 1, 2018	\$329,255	\$291,652	\$620,907

Prior Year Project Total	Funding	Project Total	Prior Approval	Budget FY2019	Capital Program (\$000)					Beyond 6 Years
					FY2020	FY2021	FY2022	FY2023	FY2024	
\$15,993,900	WPRF Bonds	\$11,173,900	\$15,993,900	(\$4,820,000)	\$0	\$0	\$0	\$0	\$0	\$0
\$15,993,900	Total	\$11,173,900	\$15,993,900	(\$4,820,000)	\$0	\$0	\$0	\$0	\$0	\$0
More (Less) Than Prior Year Program:		(\$4,820,000)	\$0	(\$4,820,000)	\$0	\$0	\$0	\$0	\$0	\$0

B571200 Patapsco Tidal Outfalls

Class: Watershed Protection & Restor.

FY2019

Council Approved

Description

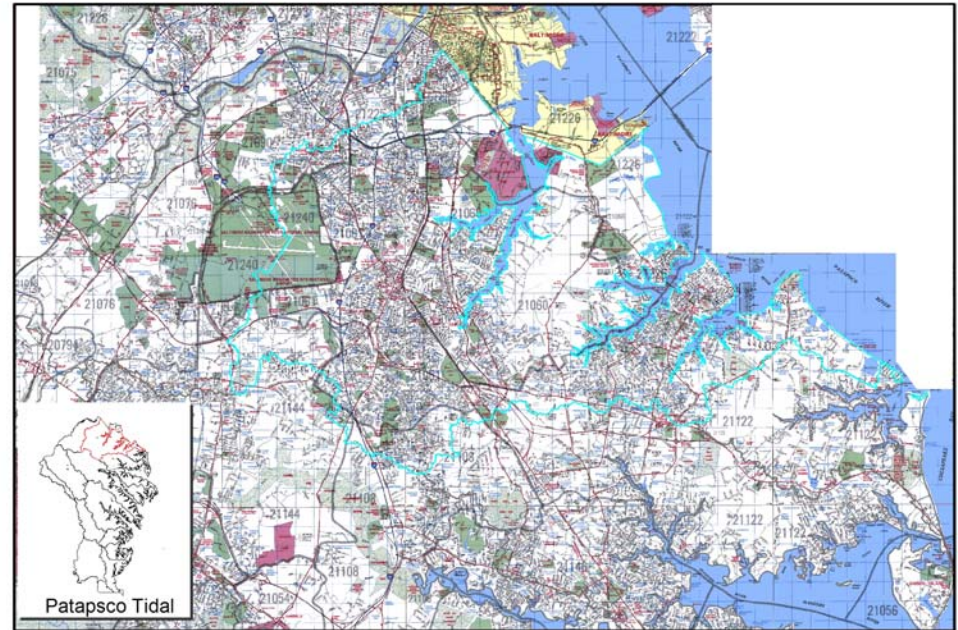
Patapsco (Tidal) River Outfalls

This project is for the design and construction for stormwater management infrastructure improvements necessary to comply with Federal and State clean water requirements. This project includes restoration and improvements to stormwater outfalls in the Patapsco (Tidal) River watershed.

Benefit

Water Quality Improvement and Regulatory Compliance

Amendment History



Prior Year Project Total	Phase	Project Total	Prior Approval	Budget FY2019	Capital Program (\$000)					Beyond 6 Years
					FY2020	FY2021	FY2022	FY2023	FY2024	
\$120,900	Plans and Engineering	\$1,120,900	\$120,900	\$1,000,000	\$0	\$0	\$0	\$0	\$0	\$0
\$110,000	Land	\$110,000	\$110,000	\$0	\$0	\$0	\$0	\$0	\$0	\$0
\$4,233,300	Construction	\$7,983,300	\$4,233,300	\$3,750,000	\$0	\$0	\$0	\$0	\$0	\$0
\$354,000	Overhead	\$604,000	\$354,000	\$250,000	\$0	\$0	\$0	\$0	\$0	\$0
\$4,818,200	Total	\$9,818,200	\$4,818,200	\$5,000,000	\$0	\$0	\$0	\$0	\$0	\$0
More (Less) Than Prior Year Program:		\$5,000,000	\$0	\$5,000,000	\$0	\$0	\$0	\$0	\$0	\$0

B571200 Patapsco Tidal Outfalls

Class: Watershed Protection & Restor.

FY2019

Council Approved

Project Status

1. Current status of this project: Active
2. Action taken in Current Fiscal Year: None.
3. Action required to complete this project: Design, Right of Way Acquisition, Construction and Performance

Change from Prior Year

1. Change in Name or Description: None
2. Change in Total Project Cost: Increase of \$5,000,000
3. Change in Scope: None
4. Change in Timing: None

Estimated Operating Budget Impact: Indeterminate

Initial Total Project Cost Estimate

FY 2018 \$4,818,200

Financial Activity

Expended	Encumbered	Total
April 1, 2017	\$0	\$0
April 1, 2018	\$448	\$317,833
		\$318,281

Prior Year Project Total	Funding	Project Total	Prior Approval	Budget FY2019	Capital Program (\$000)					Beyond 6 Years
					FY2020	FY2021	FY2022	FY2023	FY2024	
\$4,818,200	WPRF Bonds	\$9,818,200	\$4,818,200	\$5,000,000	\$0	\$0	\$0	\$0	\$0	\$0
\$4,818,200	Total	\$9,818,200	\$4,818,200	\$5,000,000	\$0	\$0	\$0	\$0	\$0	\$0
More (Less) Than Prior Year Program:		\$5,000,000	\$0	\$5,000,000	\$0	\$0	\$0	\$0	\$0	\$0

B571400 Patuxent Outfalls

Class: Watershed Protection & Restor.

FY2019

Council Approved

Description

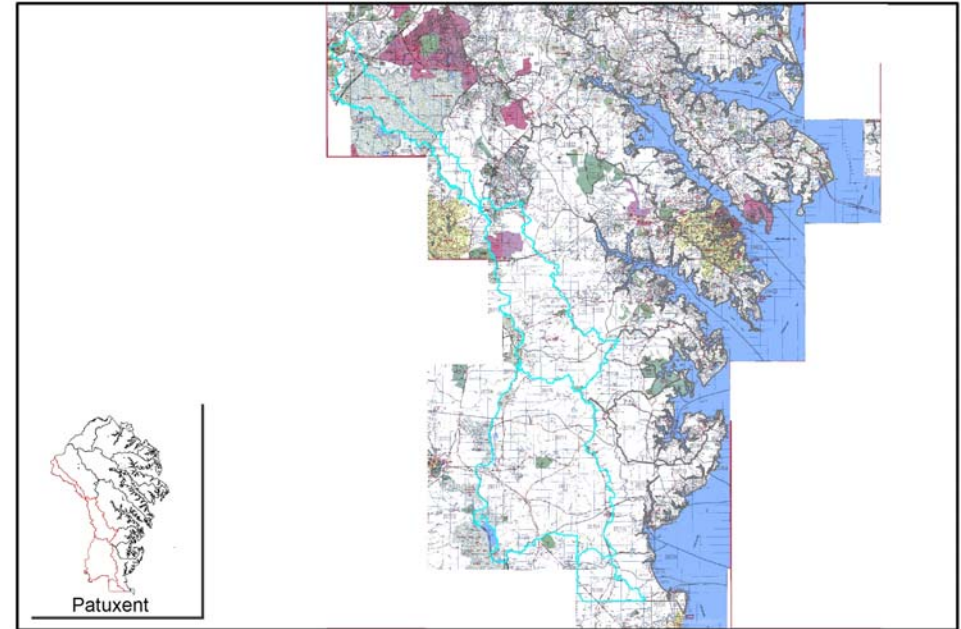
Patuxent River Outfalls

This project is for the design and construction for stormwater management infrastructure improvements necessary to comply with Federal and State clean water requirements. This project includes restoration and improvements to stormwater outfalls in the Patuxent River watershed.

Benefit

Water Quality Improvement and Regulatory Compliance

Amendment History



Prior Year Project Total	Phase	Project Total	Prior Approval	Budget FY2019	Capital Program (\$000)					Beyond 6 Years
					FY2020	FY2021	FY2022	FY2023	FY2024	
	Plans and Engineering	\$150,000	\$0	\$150,000	\$0	\$0	\$0	\$0	\$0	\$0
	Land	\$15,000	\$0	\$15,000	\$0	\$0	\$0	\$0	\$0	\$0
	Construction	\$500,000	\$0	\$500,000	\$0	\$0	\$0	\$0	\$0	\$0
	Overhead	\$35,000	\$0	\$35,000	\$0	\$0	\$0	\$0	\$0	\$0
\$0	Total	\$700,000	\$0	\$700,000	\$0	\$0	\$0	\$0	\$0	\$0
	More (Less) Than Prior Year Program:	\$700,000	\$0	\$700,000	\$0	\$0	\$0	\$0	\$0	\$0

B571400 Patuxent Outfalls

Class: Watershed Protection & Restor.

FY2019

Council Approved

Project Status

1. Current status of this project: Active
2. Action taken in Current Fiscal Year: None.
3. Action required to complete this project: Design, Right of Way Acquisition, Construction and Performance

Change from Prior Year

1. Change in Name or Description: None
2. Change in Total Project Cost: Increased FY19
3. Change in Scope: None
4. Change in Timing: None

Estimated Operating Budget Impact: Indeterminate

Initial Total Project Cost Estimate

FY 0 \$0

Financial Activity

	Expended	Encumbered	Total
April 1, 2017	\$0	\$0	\$0
April 1, 2018	\$0	\$0	\$0

Prior Year Project Total	Funding	Project Total	Prior Approval	Budget FY2019	Capital Program (\$000)					Beyond 6 Years
					FY2020	FY2021	FY2022	FY2023	FY2024	
	WPRF Bonds	\$700,000	\$0	\$700,000	\$0	\$0	\$0	\$0	\$0	\$0
\$0	Total	\$700,000	\$0	\$700,000	\$0	\$0	\$0	\$0	\$0	\$0
More (Less) Than Prior Year Program:		\$700,000	\$0	\$700,000	\$0	\$0	\$0	\$0	\$0	\$0

B571600 Severn Outfalls

Class: Watershed Protection & Restor.

FY2019

Council Approved

Description

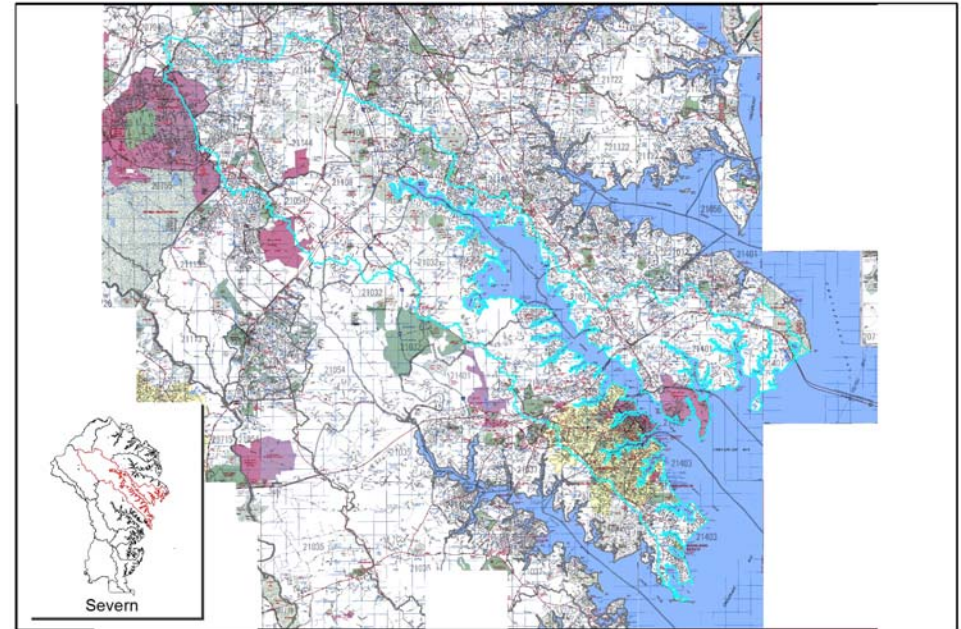
Severn River Outfalls

This project is for the design and construction for stormwater management infrastructure improvements necessary to comply with Federal and State clean water requirements. This project includes restoration and improvements to stormwater outfalls in the Severn River watershed.

Benefit

Water Quality Improvement and Regulatory Compliance

Amendment History



Prior Year Project Total	Phase	Project Total	Prior Approval	Budget FY2019	Capital Program (\$000)					Beyond 6 Years
					FY2020	FY2021	FY2022	FY2023	FY2024	
\$334,100	Plans and Engineering	\$834,100	\$334,100	\$500,000	\$0	\$0	\$0	\$0	\$0	\$0
\$90,300	Land	\$90,300	\$90,300	\$0	\$0	\$0	\$0	\$0	\$0	\$0
\$1,960,400	Construction	\$3,360,400	\$1,960,400	\$1,400,000	\$0	\$0	\$0	\$0	\$0	\$0
\$188,300	Overhead	\$288,300	\$188,300	\$100,000	\$0	\$0	\$0	\$0	\$0	\$0
\$2,573,100	Total	\$4,573,100	\$2,573,100	\$2,000,000	\$0	\$0	\$0	\$0	\$0	\$0
More (Less) Than Prior Year Program:		\$2,000,000	\$0	\$2,000,000	\$0	\$0	\$0	\$0	\$0	\$0

B571600 Severn Outfalls

Class: Watershed Protection & Restor.

FY2019

Council Approved

Project Status

1. Current status of this project: Active
2. Action taken in Current Fiscal Year: None.
3. Action required to complete this project: Design, Right of Way Acquisition, Construction and Performance

Change from Prior Year

1. Change in Name or Description: None
2. Change in Total Project Cost: Increase of \$2,000,000
3. Change in Scope: None
4. Change in Timing: None

Estimated Operating Budget Impact: Indeterminate

Initial Total Project Cost Estimate

FY 2018 \$2,573,100

Financial Activity

	Expended	Encumbered	Total
April 1, 2017	\$0	\$0	\$0
April 1, 2018	\$0	\$0	\$0

Prior Year Project Total	Funding	Project Total	Prior Approval	Budget FY2019	Capital Program (\$000)					Beyond 6 Years
					FY2020	FY2021	FY2022	FY2023	FY2024	
\$2,573,100	WPRF Bonds	\$4,573,100	\$2,573,100	\$2,000,000	\$0	\$0	\$0	\$0	\$0	\$0
\$2,573,100	Total	\$4,573,100	\$2,573,100	\$2,000,000	\$0	\$0	\$0	\$0	\$0	\$0
More (Less) Than Prior Year Program:		\$2,000,000	\$0	\$2,000,000	\$0	\$0	\$0	\$0	\$0	\$0

B571700 South Outfalls

Class: Watershed Protection & Restor.

FY2019

Council Approved

Description

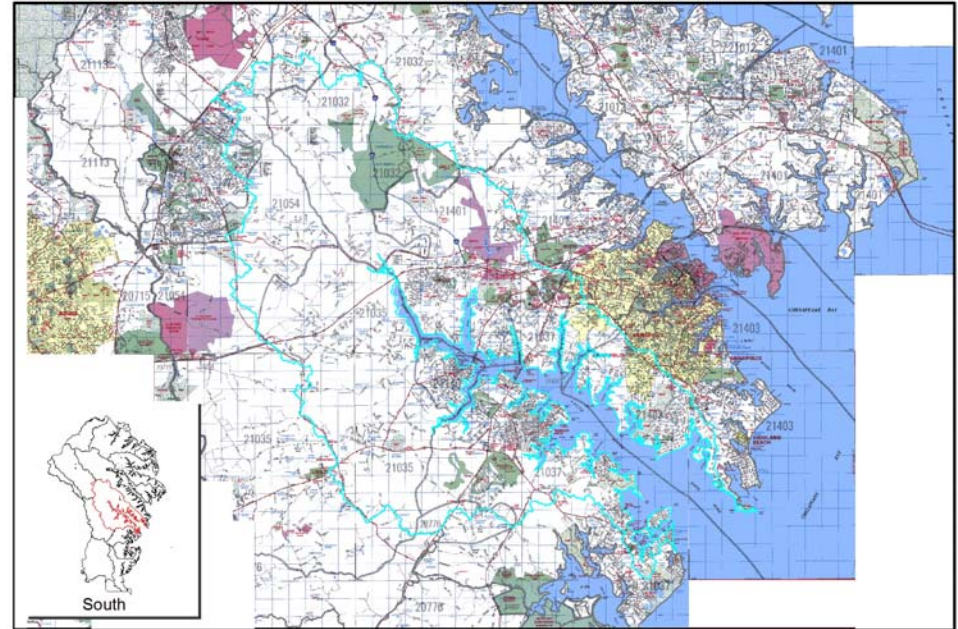
South River Outfalls

This project is for the design and construction for stormwater management infrastructure improvements necessary to comply with Federal and State clean water requirements. This project includes restoration and improvements to stormwater outfalls in the South River watershed.

Benefit

Water Quality Improvement and Regulatory Compliance

Amendment History



Prior Year Project Total	Phase	Project Total	Prior Approval	Budget FY2019	Capital Program (\$000)					Beyond 6 Years
					FY2020	FY2021	FY2022	FY2023	FY2024	
\$1,184,800	Plans and Engineering	\$1,184,800	\$1,184,800	\$0	\$0	\$0	\$0	\$0	\$0	\$0
\$480,500	Land	\$480,500	\$480,500	\$0	\$0	\$0	\$0	\$0	\$0	\$0
\$14,376,800	Construction	\$14,376,800	\$14,376,800	\$0	\$0	\$0	\$0	\$0	\$0	\$0
\$1,303,100	Overhead	\$1,303,100	\$1,303,100	\$0	\$0	\$0	\$0	\$0	\$0	\$0
\$17,345,200	Total	\$17,345,200	\$17,345,200	\$0	\$0	\$0	\$0	\$0	\$0	\$0
More (Less) Than Prior Year Program:		\$0	\$0	\$0	\$0	\$0	\$0	\$0	\$0	\$0

B571700 South Outfalls

Class: Watershed Protection & Restor.

FY2019

Council Approved

Project Status

1. Current status of this project: Active
2. Action taken in Current Fiscal Year: None.
3. Action required to complete this project: Design, Right of Way Acquisition, Construction and Performance

Change from Prior Year

1. Change in Name or Description: None
2. Change in Total Project Cost: None
3. Change in Scope: None
4. Change in Timing: None

Estimated Operating Budget Impact: Indeterminate

Initial Total Project Cost Estimate

FY 2018 \$17,345,200

Financial Activity

Expended	Encumbered	Total
April 1, 2017	\$0	\$0
April 1, 2018	\$689,360	\$755,988
		\$1,445,349

Prior Year Project Total	Funding	Project Total	Prior Approval	Budget FY2019	Capital Program (\$000)					Beyond 6 Years
					FY2020	FY2021	FY2022	FY2023	FY2024	
\$17,345,200	WPRF Bonds	\$17,345,200	\$17,345,200	\$0	\$0	\$0	\$0	\$0	\$0	\$0
\$17,345,200	Total	\$17,345,200	\$17,345,200	\$0	\$0	\$0	\$0	\$0	\$0	\$0
More (Less) Than Prior Year Program:		\$0	\$0	\$0	\$0	\$0	\$0	\$0	\$0	\$0

B573700 Kingsberry Rd Stream Restor.

Class: Watershed Protection & Restor.

FY2019

Council Approved

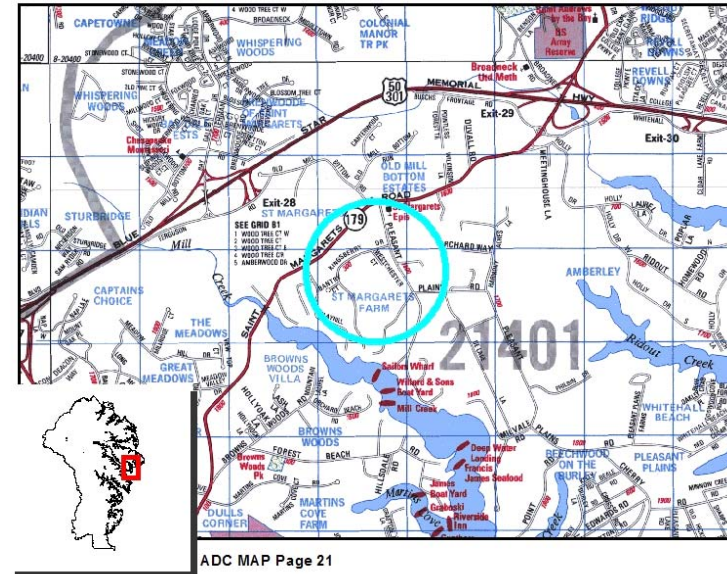
Description

This Project is for right-of-way acquisition and construction of stream restoration to a highly eroded stream channel from several outfalls in the vicinity of Kingsberry Drive in the Severn River Watershed.

Benefit

Water Quality Improvement and Regulatory Compliance

Amendment History



Prior Year Project Total	Phase	Project Total	Prior Approval	Budget FY2019	Capital Program (\$000)					Beyond 6 Years
					FY2020	FY2021	FY2022	FY2023	FY2024	
	Plans and Engineering	\$60,000	\$0	\$60,000	\$0	\$0	\$0	\$0	\$0	\$0
\$10,000	Land	\$10,000	\$10,000	\$0	\$0	\$0	\$0	\$0	\$0	\$0
\$1,323,000	Construction	\$1,323,000	\$1,323,000	\$0	\$0	\$0	\$0	\$0	\$0	\$0
\$67,000	Overhead	\$67,000	\$67,000	\$0	\$0	\$0	\$0	\$0	\$0	\$0
\$1,400,000	Total	\$1,460,000	\$1,400,000	\$60,000	\$0	\$0	\$0	\$0	\$0	\$0
More (Less) Than Prior Year Program:		\$60,000	\$0	\$60,000	\$0	\$0	\$0	\$0	\$0	\$0

B573700 Kingsberry Rd Stream Restor.

Class: Watershed Protection & Restor.

FY2019

Council Approved

Project Status

1. Current Status Of This Project: Active
2. Action Taken In Current FY: Design
3. Action Required To Complete This Project: Design, Right of Way Acquisition, Construction and Performance

Change from Prior Year

1. Change in Name or Description: None
2. Change in Total Project Cost: Increase of \$60,000 for design.
3. Change in Scope: None
4. Change in Timing: None

Estimated Operating Budget Impact: Indeterminate

Initial Total Project Cost Estimate

FY 2018 \$1,400,000

Financial Activity

	Expended	Encumbered	Total
April 1, 2017	\$0	\$0	\$0
April 1, 2018	\$55	\$0	\$55

Prior Year Project Total	Funding	Project Total	Prior Approval	Budget FY2019	Capital Program (\$000)					Beyond 6 Years
					FY2020	FY2021	FY2022	FY2023	FY2024	
\$300,000	WPRF Bonds	\$360,000	\$300,000	\$60,000	\$0	\$0	\$0	\$0	\$0	\$0
\$1,100,000	Other State Grants	\$1,100,000	\$1,100,000	\$0	\$0	\$0	\$0	\$0	\$0	\$0
\$1,400,000	Total	\$1,460,000	\$1,400,000	\$60,000	\$0	\$0	\$0	\$0	\$0	\$0
More (Less) Than Prior Year Program:		\$60,000	\$0	\$60,000	\$0	\$0	\$0	\$0	\$0	\$0

B574000 Najoles Road Outfall

Class: Watershed Protection & Restor.

FY2019

Council Approved

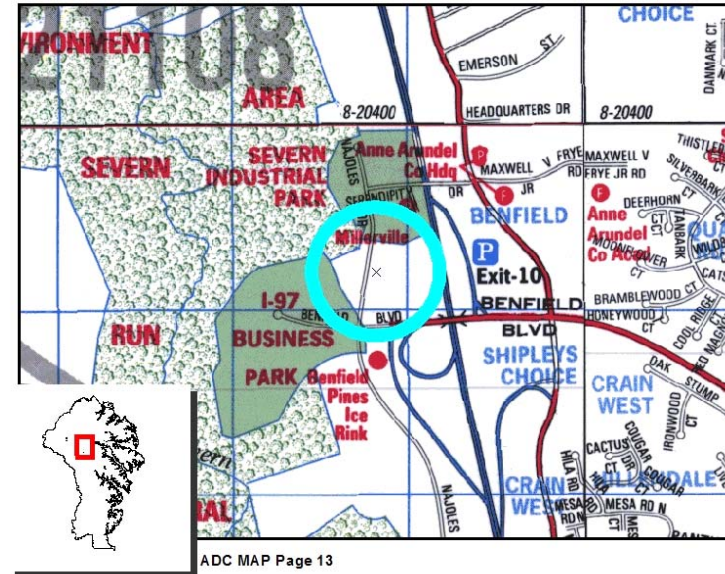
Description

This Project is for right-of-way acquisition and construction of an outfall repair and stream restoration to a highly eroded system from several outfalls in the vicinity of Najoles Road in the Severn River Watershed.

Benefit

Water Quality Improvement and Regulatory Compliance

Amendment History



Prior Year Project Total	Phase	Project Total	Prior Approval	Budget FY2019	Capital Program (\$000)					Beyond 6 Years
					FY2020	FY2021	FY2022	FY2023	FY2024	
	Construction	\$1,684,000	\$0	\$1,684,000	\$0	\$0	\$0	\$0	\$0	\$0
\$0	Total	\$1,684,000	\$0	\$1,684,000	\$0	\$0	\$0	\$0	\$0	\$0
More (Less) Than Prior Year Program:		\$1,684,000	\$0	\$1,684,000	\$0	\$0	\$0	\$0	\$0	\$0

B574000 Najoles Road Outfall

Class: Watershed Protection & Restor.

FY2019

Council Approved

Project Status

1. Current Status Of This Project: New project
2. Action Taken In Current FY: New project
3. Action Required To Complete This Project: Design, Right of Way Acquisition, Construction and Performance

Change from Prior Year

1. Change in Name or Description: New project
2. Change in Total Project Cost: Recognize DNR grant in FY19
3. Change in Scope: New project
4. Change in Timing: New project

Estimated Operating Budget Impact: Indeterminate

Initial Total Project Cost Estimate

FY 0 \$0

Financial Activity

	Expended	Encumbered	Total
April 1, 2017	\$0	\$0	\$0
April 1, 2018	\$0	\$0	\$0

Prior Year Project Total	Funding	Project Total	Prior Approval	Budget FY2019	Capital Program (\$000)					Beyond 6 Years
					FY2020	FY2021	FY2022	FY2023	FY2024	
	Other State Grants	\$1,684,000	\$0	\$1,684,000	\$0	\$0	\$0	\$0	\$0	\$0
\$0	Total	\$1,684,000	\$0	\$1,684,000	\$0	\$0	\$0	\$0	\$0	\$0
More (Less) Than Prior Year Program:		\$1,684,000	\$0	\$1,684,000	\$0	\$0	\$0	\$0	\$0	\$0

This page intentionally blank