

Waste Management

Project Title	Page
Cell 8 Closure	265
Cell 9 Disposal Area	263
Chg Agst SW Closed Projects	261
Landfill Buffer Exp	264
MLF Cell 567 Replace Cap	268
MLF Compost Pad Phase 2	267
MLFRRF Subcell 9.2	266
Solid Waste Proj Mgmt	260
Solid Waste Renovations	262
SW Project Planning	259

This page intentionally blank

Capital Budget and Program

Anne Arundel County, Maryland

Project Class Summary - Project Listing

Council Approved

Project	Project Title	Total	Prior	FY2019	FY2020	FY2021	FY2022	FY2023	FY2024
Project Class: Waste Management									
N422700	SW Project Planning	\$291,894	\$291,894	\$0	\$0	\$0	\$0	\$0	\$0
N426900	Solid Waste Proj Mgmt	\$750,000	\$750,000	\$0	\$0	\$0	\$0	\$0	\$0
N496200	Chg Agst SW Closed Projects	\$105,883	\$105,883	\$0	\$0	\$0	\$0	\$0	\$0
N526900	Solid Waste Renovations	\$14,852,617	\$6,212,617	\$1,440,000	\$1,440,000	\$1,440,000	\$1,440,000	\$1,440,000	\$1,440,000
N530600	Cell 9 Disposal Area	\$18,203,862	\$18,353,862	(\$150,000)	\$0	\$0	\$0	\$0	\$0
N535400	Landfill Buffer Exp	\$875,378	\$875,378	\$0	\$0	\$0	\$0	\$0	\$0
N551100	Cell 8 Closure	\$15,522,000	\$15,322,000	\$200,000	\$0	\$0	\$0	\$0	\$0
N561400	MLFRRF Subcell 9.2	\$23,206,000	\$1,000,000	\$1,680,000	\$20,526,000	\$0	\$0	\$0	\$0
N564800	MLF Compost Pad Phase 2	\$3,638,000	\$4,625,000	(\$987,000)	\$0	\$0	\$0	\$0	\$0
N569800	MLF Cell 567 Replace Cap	\$1,765,000	\$1,765,000	\$0	\$0	\$0	\$0	\$0	\$0
Total Waste Management		\$79,210,633	\$49,301,633	\$2,183,000	\$21,966,000	\$1,440,000	\$1,440,000	\$1,440,000	\$1,440,000

Capital Budget and Program

Anne Arundel County, Maryland

Project Class Summary - Funding Detail							Council Approved		
Project	Project Title	Total	Prior	FY2019	FY2020	FY2021	FY2022	FY2023	FY2024
Project Class Waste Management									
Bonds									
	Solid Waste Bonds	\$55,815,739	\$29,436,739	\$1,428,000	\$21,411,000	\$885,000	\$885,000	\$885,000	\$885,000
	Bonds	\$55,815,739	\$29,436,739	\$1,428,000	\$21,411,000	\$885,000	\$885,000	\$885,000	\$885,000
PayGo									
	Solid Wst Mgmt PayGo	\$5,176,894	\$1,846,894	\$555,000	\$555,000	\$555,000	\$555,000	\$555,000	\$555,000
	SW Financial Assurance PayGo	\$15,522,000	\$15,322,000	\$200,000	\$0	\$0	\$0	\$0	\$0
	General Fund PayGo	\$0	\$0	\$0	\$0	\$0	\$0	\$0	\$0
	PayGo	\$20,698,894	\$17,168,894	\$755,000	\$555,000	\$555,000	\$555,000	\$555,000	\$555,000
Other									
	Miscellaneous	\$750,000	\$750,000	\$0	\$0	\$0	\$0	\$0	\$0
	Bond Premium	\$1,946,000	\$1,946,000	\$0	\$0	\$0	\$0	\$0	\$0
	Other	\$2,696,000	\$2,696,000	\$0	\$0	\$0	\$0	\$0	\$0
	Waste Management	\$79,210,633	\$49,301,633	\$2,183,000	\$21,966,000	\$1,440,000	\$1,440,000	\$1,440,000	\$1,440,000

This page intentionally blank

N422700 SW Project Planning

Class: Waste Management

FY2019 Council Approved

Description

Funds are approved and programmed to prepare, revise and update the County Solid Waste Management Plan and prepare necessary planning studies and reports.

Location

Countywide

Benefit

This project is necessary to comply with the State law.

Amendment History

Prior approval has been adjusted to show the closing of jobs on this project.

Prior Year Project Total	Phase	Project Total	Prior Approval	Budget FY2019	Capital Program (\$000)					Beyond 6 Years
					FY2020	FY2021	FY2022	FY2023	FY2024	
\$283,823	Plans and Engineering	\$283,823	\$283,823	\$0	\$0	\$0	\$0	\$0	\$0	
\$0	Construction	\$0	\$0	\$0	\$0	\$0	\$0	\$0	\$0	
\$8,071	Overhead	\$8,071	\$8,071	\$0	\$0	\$0	\$0	\$0	\$0	
\$291,894	Total	\$291,894	\$291,894	\$0	\$0	\$0	\$0	\$0	\$0	
More (Less) Than Prior Year Program:		\$0	\$0	\$0	\$0	\$0	\$0	\$0	\$0	Multi-Yr

N422700 SW Project Planning

Class: Waste Management

FY2019

Council Approved

Project Status

1. Current Status Of This Project: Active
2. Action Taken In Current Fiscal Year: Planning Studies
3. Action Required To Complete This Project: Prepare County Plan Updates and Implementation Studies on a 3-year Cycle.

Change from Prior Year

1. Change In Name Or Description: None
2. Change In Total Project Cost: None
3. Change In Scope: None
4. Change In Timing: None

Estimated Operating Budget Impact: None

Initial Total Project Cost Estimate

FY 1993 \$300,000

Financial Activity

	Expended	Encumbered	Total
April 1, 2017	\$62,281	\$39,739	\$102,020
April 1, 2018	\$129,782	\$25,006	\$154,787

Prior Year Project Total	Funding	Project Total	Prior Approval	Budget FY2019	Capital Program (\$000)					Beyond 6 Years
					FY2020	FY2021	FY2022	FY2023	FY2024	
\$291,894	Solid Wst Mgmt PayGo	\$291,894	\$291,894	\$0	\$0	\$0	\$0	\$0	\$0	
\$0	General Fund PayGo	\$0	\$0	\$0	\$0	\$0	\$0	\$0	\$0	
\$291,894	Total	\$291,894	\$291,894	\$0	\$0	\$0	\$0	\$0	\$0	
More (Less) Than Prior Year Program:		\$0	\$0	\$0	\$0	\$0	\$0	\$0	\$0	Multi-Yr

N426900 Solid Waste Proj Mgmt

Class: Waste Management

FY2019 Council Approved

Description

Funds have been approved to provide Program Management Services to manage capital projects both during design and construction. This is a Revolving Fund that is reimbursed by the individual capital projects being managed.

Location

Countywide

Benefit

Supplements County staff as needed.

Amendment History

Prior Year Project Total	Phase	Project Total	Prior Approval	Budget FY2019	Capital Program (\$000)					Beyond 6 Years
					FY2020	FY2021	FY2022	FY2023	FY2024	
\$750,000	Other	\$750,000	\$750,000	\$0	\$0	\$0	\$0	\$0	\$0	
\$750,000	Total	\$750,000	\$750,000	\$0	\$0	\$0	\$0	\$0	\$0	
More (Less) Than Prior Year Program:		\$0	\$0	\$0	\$0	\$0	\$0	\$0	\$0	Multi-Yr

N426900 Solid Waste Proj Mgmt

Class: Waste Management

FY2019

Council Approved

Project Status

1. Current Status Of This Project: Active
2. Action Taken In Current Fiscal Year: Program Management
3. Action Required To Complete This Project: Program Management

Change from Prior Year

1. Change In Name Or Description: None
2. Change In Total Project Cost: None
3. Change In Scope: None
4. Change In Timing: None

Estimated Operating Budget Impact: None

Initial Total Project Cost Estimate

FY 1994 \$750,000

Financial Activity

	Expended	Encumbered	Total
April 1, 2017	\$34,487	\$408,402	\$442,889
April 1, 2018	\$79,337	\$391,505	\$470,842

Prior Year Project Total	Funding	Project Total	Prior Approval	Budget FY2019	Capital Program (\$000)					Beyond 6 Years
					FY2020	FY2021	FY2022	FY2023	FY2024	
\$750,000	Miscellaneous	\$750,000	\$750,000	\$0	\$0	\$0	\$0	\$0	\$0	
\$750,000	Total	\$750,000	\$750,000	\$0	\$0	\$0	\$0	\$0	\$0	
More (Less) Than Prior Year Program:		\$0	\$0	\$0	\$0	\$0	\$0	\$0	\$0	Multi-Yr

N496200 Chg Agst SW Closed Projects

Class: Waste Management

FY2019

Council Approved

Description

Provides funds to allow settlement of claims on solid waste capital projects which have been closed out. Available balances from completed projects are the primary source of funding for this project.

Location

Countywide

Benefit

Provides for efficient settlement of claims on closed projects

Amendment History

Prior Year Project Total	Phase	Project Total	Prior Approval	Budget FY2019	Capital Program (\$000)					Beyond 6 Years
					FY2020	FY2021	FY2022	FY2023	FY2024	
\$105,883	Other	\$105,883	\$105,883	\$0	\$0	\$0	\$0	\$0	\$0	
\$105,883	Total	\$105,883	\$105,883	\$0	\$0	\$0	\$0	\$0	\$0	
More (Less) Than Prior Year Program:		\$0	\$0	\$0	\$0	\$0	\$0	\$0	\$0	Multi-Yr

N496200 Chg Agst SW Closed Projects

Class: Waste Management

FY2019

Council Approved

Project Status

1. Current Status Of This Project: Active
2. Action Taken In Current Fiscal Year: Multi-Year
3. Action Required To Complete This Project: Multi-Year

Change from Prior Year

1. Change In Name Or Description: None
2. Change In Total Project Cost: None
3. Change In Scope: None
4. Change In Timing: None

Estimated Operating Budget Impact: None

Initial Total Project Cost Estimate

FY 2000 \$250,000

Financial Activity

	Expended	Encumbered	Total
April 1, 2017	\$0	\$0	\$0
April 1, 2018	\$0	\$0	\$0

Prior Year Project Total	Funding	Project Total	Prior Approval	Budget FY2019	Capital Program (\$000)					Beyond 6 Years
					FY2020	FY2021	FY2022	FY2023	FY2024	
\$105,883	Solid Waste Bonds	\$105,883	\$105,883	\$0	\$0	\$0	\$0	\$0	\$0	
\$105,883	Total	\$105,883	\$105,883	\$0	\$0	\$0	\$0	\$0	\$0	
More (Less) Than Prior Year Program:		\$0	\$0	\$0	\$0	\$0	\$0	\$0	\$0	Multi-Yr

N526900 Solid Waste Renovations

Class: Waste Management

FY2019

Council Approved

Description

Funds are requested and programmed for the repair, renovation and upgrades to solid waste facilities located in Millersville, Glen Burnie and Sudley.

Location

Countywide

Benefit

Maintenance and upgrades.

Amendment History

Prior approval has been adjusted to show the closing of jobs on this project. Removed \$1,505,000 via AMD #38 & 39 to Bill 46-13. Removed \$87,000 via AMD #29 to Bill 23-14. County Council removed \$10k via AMD #66 to Bill 29-15. County Council removed \$10k/year in the prgm via AMD #99 to Bill 29-15.

Prior Year Project Total	Phase	Project Total	Prior Approval	Budget FY2019	Capital Program (\$000)					Beyond 6 Years
					FY2020	FY2021	FY2022	FY2023	FY2024	
\$2,290,753	Plans and Engineering	\$2,175,498	\$735,498	\$240,000	\$240	\$240	\$240	\$240	\$240	
\$0	Land	\$0	\$0	\$0	\$0	\$0	\$0	\$0	\$0	
\$11,649,131	Construction	\$11,523,839	\$4,923,839	\$1,100,000	\$1,100	\$1,100	\$1,100	\$1,100	\$1,100	
\$726,722	Overhead	\$726,244	\$306,244	\$70,000	\$70	\$70	\$70	\$70	\$70	
\$397,037	Furn., Fixtures and Equip.	\$427,037	\$247,037	\$30,000	\$30	\$30	\$30	\$30	\$30	
\$15,063,642	Total	\$14,852,617	\$6,212,617	\$1,440,000	\$1,440	\$1,440	\$1,440	\$1,440	\$1,440	
More (Less) Than Prior Year Program:		(\$211,026)	(\$1,651,026)	\$0	\$0	\$0	\$0	\$0	\$1,440	Multi-Yr

N526900 Solid Waste Renovations

Class: Waste Management

FY2019 Council Approved

Project Status

1. Current Status Of This Project: Active
2. Action Taken In Current FY: Renovations
3. Action Required To Complete This Project: Multi-Year

Change from Prior Year

1. Change in Name or Description: None
2. Change in Total Project Cost: Added FY24 Funding
3. Change in Scope: None
4. Change in Timing: None

Estimated Operating Budget Impact: Potential savings/cost avoidance

Initial Total Project Cost Estimate

FY 2004 \$3,000,000

Financial Activity

	Expended	Encumbered	Total
April 1, 2017	\$4,032,153	\$1,021,875	\$5,054,028
April 1, 2018	\$3,721,347	\$1,619,918	\$5,341,264

Prior Year Project Total	Funding	Project Total	Prior Approval	Budget FY2019	Capital Program (\$000)					Beyond 6 Years
					FY2020	FY2021	FY2022	FY2023	FY2024	
\$9,178,642	Solid Waste Bonds	\$9,967,617	\$4,657,617	\$885,000	\$885	\$885	\$885	\$885	\$885	
\$5,885,000	Solid Wst Mgmt PayGo	\$4,885,000	\$1,555,000	\$555,000	\$555	\$555	\$555	\$555	\$555	
\$15,063,642	Total	\$14,852,617	\$6,212,617	\$1,440,000	\$1,440	\$1,440	\$1,440	\$1,440	\$1,440	
More (Less) Than Prior Year Program:		(\$211,026)	(\$1,651,026)	\$0	\$0	\$0	\$0	\$0	\$1,440	Multi-Yr

N530600 Cell 9 Disposal Area

Class: Waste Management

FY2019 Council Approved

Description

This project is to design and construct Millersville Landfill Subcell 9.1.

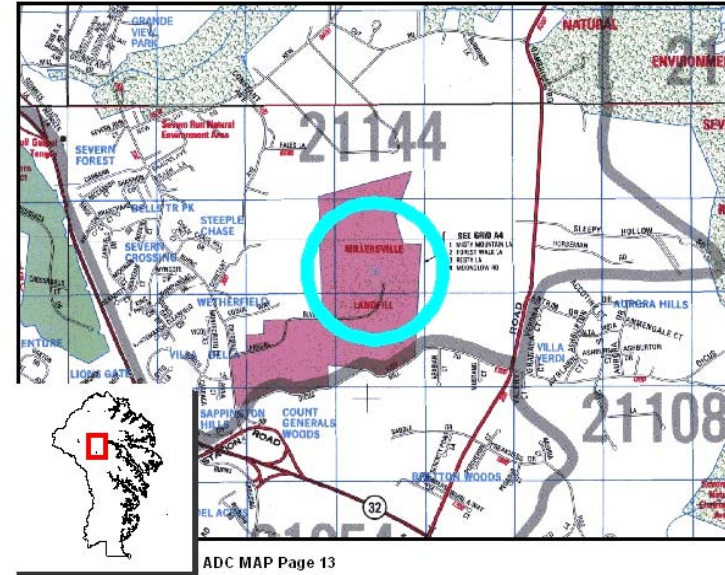
FY08 funding provides for Design and Construction of the SWM and Borrow Area. FY09, FY10, and FY13 funding programmed for Planning, Design, and Construction of Subcell 9-1.

Benefit

Landfill expansion.

Amendment History

Prior approval was increased by \$275,000 in Council Bill #15-07. Prior approval was decreased by \$60,000 in Council Bill #4-15. CC removed \$2,628,000 via AMD #31 to Bill 31-16. CC removed \$805k via AMD #42 to Bill 36-17. CC removed \$150k via AMD #46 to Bill 37-18.



Prior Year Project Total	Phase	Project Total	Prior Approval	Budget FY2019	Capital Program (\$000)					Beyond 6 Years
					FY2020	FY2021	FY2022	FY2023	FY2024	
\$1,694,552	Plans and Engineering	\$1,694,552	\$1,694,552	\$0	\$0	\$0	\$0	\$0	\$0	\$0
\$15,944,158	Construction	\$15,794,158	\$15,944,158	(\$150,000)	\$0	\$0	\$0	\$0	\$0	\$0
\$715,152	Overhead	\$715,152	\$715,152	\$0	\$0	\$0	\$0	\$0	\$0	\$0
\$18,353,862	Total	\$18,203,862	\$18,353,862	(\$150,000)	\$0	\$0	\$0	\$0	\$0	\$0
More (Less) Than Prior Year Program:		(\$150,000)	\$0	(\$150,000)	\$0	\$0	\$0	\$0	\$0	\$0

N530600 Cell 9 Disposal Area

Class: Waste Management

FY2019

Council Approved

Project Status

1. Current Status Of This Project: Active
2. Action Taken In Current FY: Performance
3. Action Required To Complete This Project: Complete Performance

Change from Prior Year

1. Change in Name or Description: None
2. Change in Total Project Cost: None.
3. Change in Scope: None
4. Change in Timing: None

Estimated Operating Budget Impact: None

Initial Total Project Cost Estimate

FY 2010 \$23,938,000

Financial Activity

	Expended	Encumbered	Total
April 1, 2017	\$17,212,420	\$633,494	\$17,845,914
April 1, 2018	\$17,523,426	\$353,671	\$17,877,098

Prior Year Project Total	Funding	Project Total	Prior Approval	Budget FY2019	Capital Program (\$000)					Beyond 6 Years
					FY2020	FY2021	FY2022	FY2023	FY2024	
\$16,407,862	Solid Waste Bonds	\$16,257,862	\$16,407,862	(\$150,000)	\$0	\$0	\$0	\$0	\$0	\$0
\$1,946,000	Bond Premium	\$1,946,000	\$1,946,000	\$0	\$0	\$0	\$0	\$0	\$0	\$0
\$18,353,862	Total	\$18,203,862	\$18,353,862	(\$150,000)	\$0	\$0	\$0	\$0	\$0	\$0
More (Less) Than Prior Year Program:		(\$150,000)	\$0	(\$150,000)	\$0	\$0	\$0	\$0	\$0	\$0

N535400 Landfill Buffer Exp

Class: Waste Management

FY2019

Council Approved

Project Status

1. Current Status of this Project: Active
2. Action Taken in Current FY: Land Acquisitions
3. Action Required To Complete This Project: Land Acquisitions

Change from Prior Year

1. Change in Name or Description: None
2. Change in Total Project Cost: None
3. Change in Scope: None
4. Change in Timing: None

Estimated Operating Budget Impact: Indeterminate

Initial Total Project Cost Estimate

FY 2010 \$2,467,000

Financial Activity

	Expended	Encumbered	Total
April 1, 2017	\$0	\$0	\$0
April 1, 2018	\$0	\$0	\$0

Prior Year Project Total	Funding	Project Total	Prior Approval	Budget FY2019	Capital Program (\$000)					Beyond 6 Years
					FY2020	FY2021	FY2022	FY2023	FY2024	
\$875,378	Solid Waste Bonds	\$875,378	\$875,378	\$0	\$0	\$0	\$0	\$0	\$0	\$0
\$875,378	Total	\$875,378	\$875,378	\$0	\$0	\$0	\$0	\$0	\$0	\$0
More (Less) Than Prior Year Program:		\$0	\$0	\$0	\$0	\$0	\$0	\$0	\$0	\$0

N551100 Cell 8 Closure

Class: Waste Management

FY2019

Council Approved

Description

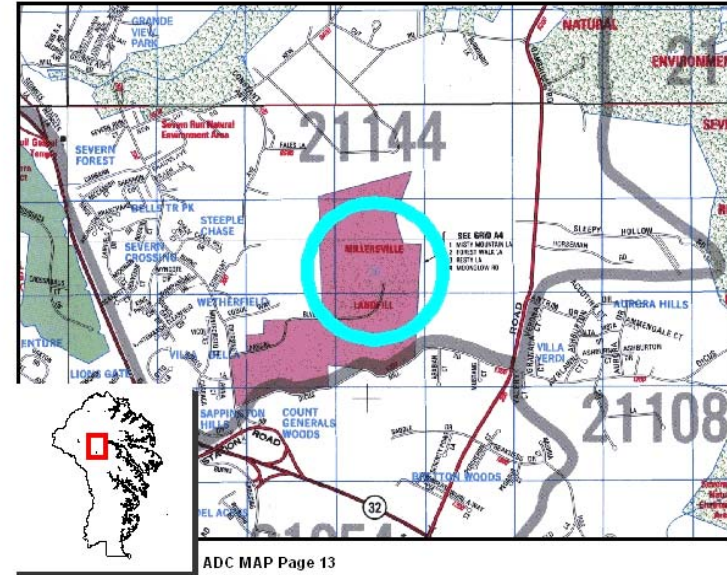
This project is for the design and construction of the Cell 8 closure system including the Subtitle D landfill cap and components of the the landfill gas management system at the Millersville Landfill.

Benefit

Regulatory compliance and environmental protection.

Amendment History

CC removed \$698k via AMD #82 to Bill 36-17.



ADC MAP Page 13

Prior Year Project Total	Phase	Project Total	Prior Approval	Budget FY2019	Capital Program (\$000)					Beyond 6 Years
					FY2020	FY2021	FY2022	FY2023	FY2024	
\$1,098,000	Plans and Engineering	\$1,098,000	\$1,098,000	\$0	\$0	\$0	\$0	\$0	\$0	\$0
\$0	Land	\$0	\$0	\$0	\$0	\$0	\$0	\$0	\$0	\$0
\$13,494,000	Construction	\$13,684,000	\$13,494,000	\$190,000	\$0	\$0	\$0	\$0	\$0	\$0
\$730,000	Overhead	\$740,000	\$730,000	\$10,000	\$0	\$0	\$0	\$0	\$0	\$0
\$15,322,000	Total	\$15,522,000	\$15,322,000	\$200,000	\$0	\$0	\$0	\$0	\$0	\$0
More (Less) Than Prior Year Program:		\$200,000	\$0	\$200,000	\$0	\$0	\$0	\$0	\$0	\$0

N551100 Cell 8 Closure

Class: Waste Management

FY2019

Council Approved

Project Status

1. Current Status of this Project : Active
2. Action taken in Current Fiscal Year: Construction
3. Action required to complete this Project: Complete Construction and Performance

Change from Prior Year

1. Change in Name or Description: None
2. Change in Total Project Cost: Increase based on latest cost estimate and fiscal analysis
3. Change in Scope: None
4. Change in Timing: None

Estimated Operating Budget Impact: Indeterminate

Initial Total Project Cost Estimate

FY 2013 \$16,291,000

Financial Activity

	Expended	Encumbered	Total
April 1, 2017	\$2,942,254	\$9,448,846	\$12,391,101
April 1, 2018	\$10,703,265	\$2,844,339	\$13,547,605

Prior Year Project Total	Funding	Project Total	Prior Approval	Budget FY2019	Capital Program (\$000)					Beyond 6 Years
					FY2020	FY2021	FY2022	FY2023	FY2024	
\$15,322,000	SW Financial Assurance PayGo	\$15,522,000	\$15,322,000	\$200,000	\$0	\$0	\$0	\$0	\$0	\$0
\$15,322,000	Total	\$15,522,000	\$15,322,000	\$200,000	\$0	\$0	\$0	\$0	\$0	\$0
More (Less) Than Prior Year Program:		\$200,000	\$0	\$200,000	\$0	\$0	\$0	\$0	\$0	\$0

N561400 MLFRRF Subcell 9.2

Class: Waste Management

FY2019

Council Approved

Description

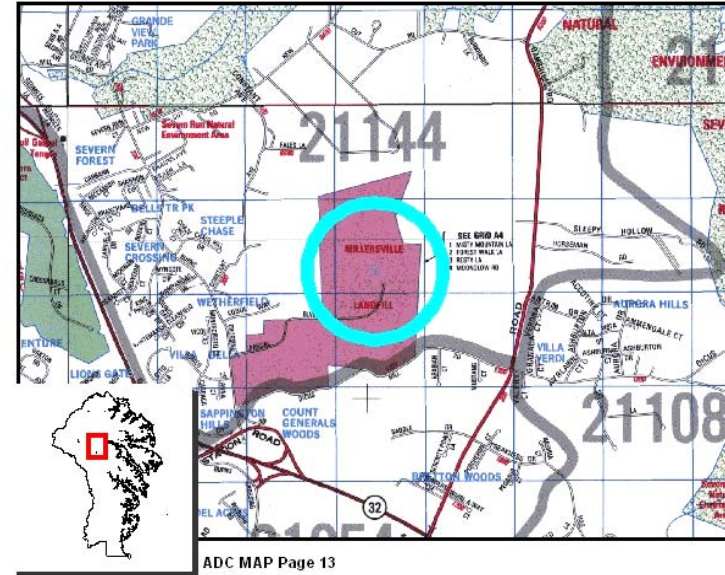
This project is to design and construct Subcell 9.2 at the Millersville Landfill and Resource Recovery Facility. Subcell 9.2 is the second of five subcells which comprise Cell 9.

Benefit

Service expansion of Public Works infrastructure to provide added capacity.

Amendment History

CC removed \$219k from FY19 via AMD #44 to Bill 36-17.



Prior Year Project Total	Phase	Project Total	Prior Approval	Budget FY2019	Capital Program (\$000)					Beyond 6 Years
					FY2020	FY2021	FY2022	FY2023	FY2024	
\$22,315,000	Plans and Engineering	\$23,167,000	\$961,000	\$1,680,000	\$20,526	\$0	\$0	\$0	\$0	\$0
\$891,000	Overhead	\$39,000	\$39,000	\$0	\$0	\$0	\$0	\$0	\$0	\$0
\$23,206,000	Total	\$23,206,000	\$1,000,000	\$1,680,000	\$20,526	\$0	\$0	\$0	\$0	\$0
More (Less) Than Prior Year Program:		\$0	\$0	(\$20,526,000)	\$20,526	\$0	\$0	\$0	\$0	\$0

N561400 MLFRRF Subcell 9.2

Class: Waste Management

FY2019

Council Approved

Project Status

1. Current status of this project: Active
2. Action taken in Current Fiscal Year: Design
3. Action required to complete this project: Complete Design, Construction and Performance

Change from Prior Year

1. Change in Name or Description: None
2. Change in Total Project Cost: None
3. Change in Scope: None
4. Change in Timing: Deferred Construction to FY20.

Estimated Operating Budget Impact: Indeterminate

Initial Total Project Cost Estimate

FY 2014 \$22,341,000

Financial Activity

	Expended	Encumbered	Total
April 1, 2017	\$77,402	\$105,219	\$182,621
April 1, 2018	\$200,371	\$2,060	\$202,431

Prior Year Project Total	Funding	Project Total	Prior Approval	Budget FY2019	Capital Program (\$000)					Beyond 6 Years
					FY2020	FY2021	FY2022	FY2023	FY2024	
\$23,206,000	Solid Waste Bonds	\$23,206,000	\$1,000,000	\$1,680,000	\$20,526	\$0	\$0	\$0	\$0	\$0
\$0	Bond Premium	\$0	\$0	\$0	\$0	\$0	\$0	\$0	\$0	\$0
\$23,206,000	Total	\$23,206,000	\$1,000,000	\$1,680,000	\$20,526	\$0	\$0	\$0	\$0	\$0
More (Less) Than Prior Year Program:		\$0	\$0	(\$20,526,000)	\$20,526	\$0	\$0	\$0	\$0	\$0

N564800 MLF Compost Pad Phase 2

Class: Waste Management

FY2019 Council Approved

Description

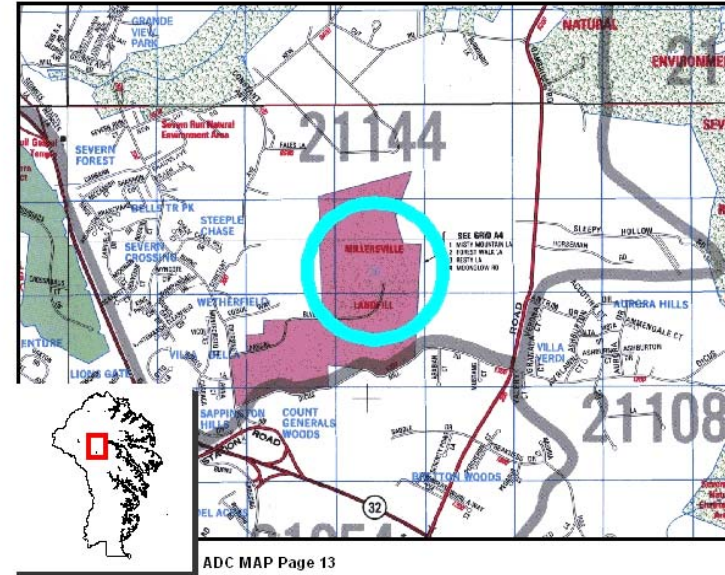
This project will provide planning, design and construction for the expansion of the yard waste composting operations at the Millersville Landfill. The Project will also address compliance with new MDE Stormwater Regulations (12-SW) and composting regulatory requirements.

Benefit

Service Expansion, Environmental Regulation and Improved Efficiency. Expansion of the existing yard waste composting facility is needed to support current and projected needs. Existing yard waste composting facility site improvements are required for compliance with new stormwater and composting regulatory requirements.

Amendment History

CC removed \$44k via AMD #45 to Bill 36-17. CC removed \$225k via AMD #47 to Bill 37-18.



Prior Year Project Total	Phase	Project Total	Prior Approval	Budget FY2019	Capital Program (\$000)					Beyond 6 Years
					FY2020	FY2021	FY2022	FY2023	FY2024	
\$334,000	Plans and Engineering	\$298,000	\$334,000	(\$36,000)	\$0	\$0	\$0	\$0	\$0	\$0
\$4,026,000	Construction	\$3,166,000	\$4,026,000	(\$860,000)	\$0	\$0	\$0	\$0	\$0	\$0
\$265,000	Overhead	\$174,000	\$265,000	(\$91,000)	\$0	\$0	\$0	\$0	\$0	\$0
\$4,625,000	Total	\$3,638,000	\$4,625,000	(\$987,000)	\$0	\$0	\$0	\$0	\$0	\$0
More (Less) Than Prior Year Program:		(\$987,000)	\$0	(\$987,000)	\$0	\$0	\$0	\$0	\$0	\$0

N564800 MLF Compost Pad Phase 2

Class: Waste Management

FY2019

Council Approved

Project Status

1. Current status of this project: Active
2. Action taken in Current Fiscal Year: Performance
3. Action required to complete this project: Complete Performance

Change from Prior Year

1. Change in Name or Description: None
2. Change in Total Project Cost: Decreased Costs based on actual costs.
3. Change in Scope: None
4. Change in Timing: None

Estimated Operating Budget Impact: Indeterminate

Initial Total Project Cost Estimate

FY 2015 \$4,765,000

Financial Activity

	Expended	Encumbered	Total
April 1, 2017	\$842,173	\$2,138,661	\$2,980,834
April 1, 2018	\$3,451,168	\$21,321	\$3,472,489

Prior Year Project Total	Funding	Project Total	Prior Approval	Budget FY2019	Capital Program (\$000)					Beyond 6 Years
					FY2020	FY2021	FY2022	FY2023	FY2024	
\$4,625,000	Solid Waste Bonds	\$3,638,000	\$4,625,000	(\$987,000)	\$0	\$0	\$0	\$0	\$0	\$0
\$0	Bond Premium	\$0	\$0	\$0	\$0	\$0	\$0	\$0	\$0	\$0
\$4,625,000	Total	\$3,638,000	\$4,625,000	(\$987,000)	\$0	\$0	\$0	\$0	\$0	\$0
More (Less) Than Prior Year Program:		(\$987,000)	\$0	(\$987,000)	\$0	\$0	\$0	\$0	\$0	\$0

N569800 MLF Cell 567 Replace Cap

Class: Waste Management

FY2019

Council Approved

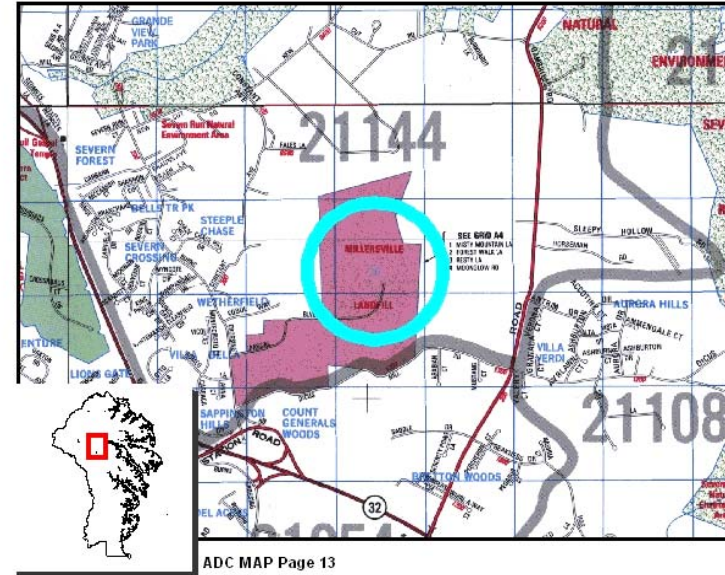
Description

This project is for the design and construction of corrective actions to address differential settlement issues on Cells 5, 6, & 7. The work includes regrading of settled areas of the cap's surface, repair/replacement of the existing geosynthetic cap if required and repositioning portions of the landfill gas collection and control system (LFGCCS) to drain condensate from the system.

Benefit

Regulatory Compliance and Reduced Future Operational and Maintenance Costs

Amendment History



Prior Year Project Total	Phase	Project Total	Prior Approval	Budget FY2019	Capital Program (\$000)					Beyond 6 Years
					FY2020	FY2021	FY2022	FY2023	FY2024	
\$265,000	Plans and Engineering	\$265,000	\$265,000	\$0	\$0	\$0	\$0	\$0	\$0	\$0
\$1,400,000	Construction	\$1,400,000	\$1,400,000	\$0	\$0	\$0	\$0	\$0	\$0	\$0
\$100,000	Overhead	\$100,000	\$100,000	\$0	\$0	\$0	\$0	\$0	\$0	\$0
\$1,765,000	Total	\$1,765,000	\$1,765,000	\$0	\$0	\$0	\$0	\$0	\$0	\$0
More (Less) Than Prior Year Program:		\$0	\$0	\$0	\$0	\$0	\$0	\$0	\$0	\$0

N569800 MLF Cell 567 Replace Cap

Class: Waste Management

FY2019

Council Approved

Project Status

1. Current Status of this Project: Active
2. Action Taken in Current FY: Design
3. Action Required to Complete This Project: Complete Design, Construction, and Performance

Change from Prior Year

1. Change In Name Or Description: None
2. Change In Total Project Cost: None
3. Change In Scope: None
4. Change In Timing: None

Estimated Operating Budget Impact: Indeterminate

Initial Total Project Cost Estimate

FY 2017 \$1,765,000

Financial Activity

	Expended	Encumbered	Total
April 1, 2017	\$97,638	\$0	\$97,638
April 1, 2018	\$144,306	\$58,370	\$202,677

Prior Year Project Total	Funding	Project Total	Prior Approval	Budget FY2019	Capital Program (\$000)					Beyond 6 Years
					FY2020	FY2021	FY2022	FY2023	FY2024	
\$1,765,000	Solid Waste Bonds	\$1,765,000	\$1,765,000	\$0	\$0	\$0	\$0	\$0	\$0	\$0
\$1,765,000	Total	\$1,765,000	\$1,765,000	\$0	\$0	\$0	\$0	\$0	\$0	\$0
More (Less) Than Prior Year Program:		\$0	\$0	\$0	\$0	\$0	\$0	\$0	\$0	\$0

This page intentionally blank